

COST OF WAR through September 30, 2019

TOTAL COST

Since September 11, 2001, the Department of Defense (DoD) has obligated **\$1,575.0 billion** for war-related costs:

BREAKDOWN BY OPERATION since September 11, 2001

The **\$1,575.0 billion** breakdown by operation is:

	% of Total
<i>Current Contingencies (\$265.7 billion):</i>	
• Operation FREEDOM'S SENTINEL (OFS):	\$197.3 billion (12%)
• Operation INHERENT RESOLVE (OIR):	\$40.5 billion (3%)
• Operation NOBLE EAGLE (ONE):	\$27.9 billion (2%)
<i>Prior Year Contingencies (\$1,309.3 billion):</i>	
• Operation IRAQI FREEDOM (OIF)/NEW DAWN (OND):	\$730.6 billion (46%)
• Operation ENDURING FREEDOM (OEF):	\$578.7 billion (37%)

AVERAGE MONTHLY SPENDING

• The <u>average monthly spending</u> for <u>all</u> Operations:	\$4.2 billion (during FY 2019)
• The average monthly spending for OFS :	\$3.3 billion (78%)
• The average monthly spending for OIR :	\$1.0 billion (24%)
• The average monthly spending for OIF/OND :	\$0.0 billion (0%)
• The average monthly spending for OEF :	-\$0.1 billion* (-2%)
• The average monthly spending for ONE :	<\$0.1 billion (0%)

*The negative average monthly spending amounts result from normal deobligations and adjustments made within the fiscal year to align costs properly to the appropriate contingency operation.

TALKING POINTS

- The international combat mission, Operation ENDURING FREEDOM (OEF), formally ended on December 31, 2014. Operation FREEDOM'S SENTINEL (OFS) began on January 1, 2015. OFS continues the train, advise, and assist mission of the Afghanistan National Defense and Security Forces (ANDSF) at the corps and Ministry of Defense level, as well as with the Ministry of the Interior.
 - The focus is on those processes associated with financial management, human resource management, force sustainment (logistics), and command and control. This includes a significant effort to further integrate and enhance aviation capabilities and intelligence support into the operations of the ANDSF.
- Operation INHERENT RESOLVE (OIR) began in August 2014, as a military air power intervention in Iraq and Syria in response to the threat posed by the Islamic State of Iraq and Syria (ISIS).
 - The OIR campaign seeks to deny and degrade ISIS through precision airstrikes and intelligence collection, disrupt the flow of foreign forces, and build partner capacity.
 - Efforts include working with and through the Government of Iraq's (GoI) Iraqi Security Forces (ISF) in Iraq and Vetted Syrian Opposition (VSO) forces in Syria to build key security force capabilities, help professionalize their security forces, and promote stability in the region.

WHAT IS THE MONEY BEING SPENT ON?

- War-related operational costs, such as operating tempo, training, overseas facilities and base support, equipment maintenance, and communications, and replacement of combat losses and enhancements.
- Support for deployed troops, which includes food, clothing, and health/medical services, special pay and benefits for troops in the field.
- Transportation of personnel and equipment, including airlift and sealift into and out of the theater of operations and support payments for the ANDSF and coalition partners.

FY 2019 Quarter 4 Cost of War Update as of September 30, 2019

Cost Estimate for Report

**The cost to the Department of Defense to prepare and assemble this report
is approximately \$223,000 for FY 2019.**

Reference ID: 4-89611E9

Department of Defense Q4 Cost of War as of September 30, 2019 (All Years)

(Dollars in Billions)

By Operation	Obligations				Q4 Monthly Average		Total Since 9/11	
	Q4 FY 2018	Q4 FY 2019	Cumulative FY 2018	Cumulative FY 2019	FY 2018	FY 2019		
NEW DAWN (OND)/Post- OND Iraq Activities	-0.1	-0.3	-0.1	-0.3	< 0.1	0.0	730.6	46%
INHERENT RESOLVE (OIR)	2.4	2.4	8.3	12.1	0.7	1.0	40.5	3%
Subtotal OIF/OND/OIR	2.3	2.1	8.2	11.8	0.7	1.0	771.1	49%
ENDURING FREEDOM (OEF)⁽¹⁾⁽²⁾	-1.4	-0.6	-5.1	-1.0	-0.4	-0.1	578.7	37%
FREEDOM'S SENTINEL (OFS)	11.2	12.0	41.2	39.4	3.4	3.3	197.3	12%
Subtotal OEF/OFS	9.8	11.5	36.0	38.4	3.0	3.2	776.0	49%
NOBLE EAGLE (ONE)	0.1	<0.1	0.2	0.1	< 0.1	<0.1	27.9	2%
TOTAL	12.2	13.6	44.4	50.3	3.7	4.2	1,575.0	100%

Totals may not add due to rounding

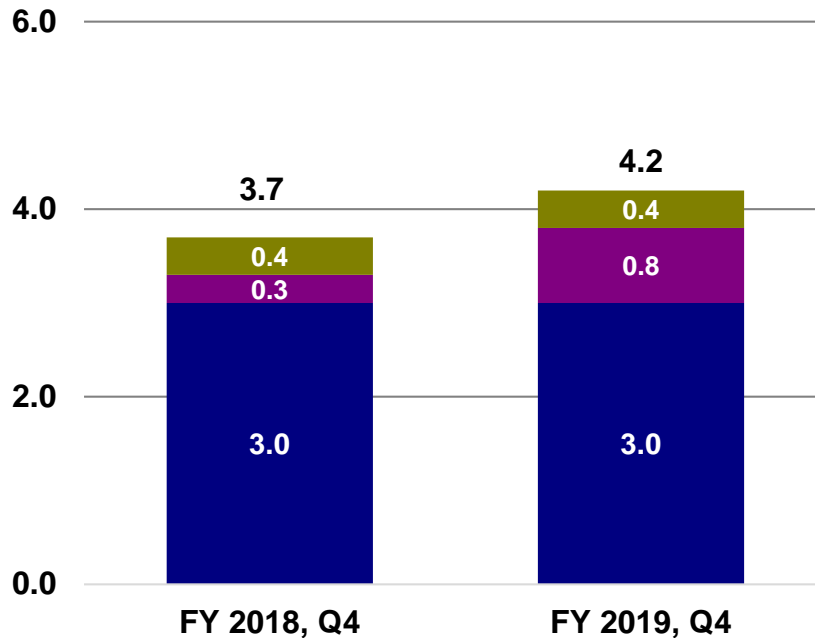
(1) The total in the Q4 FY 2018 column for Operation ENDURING FREEDOM (OEF) reflects the cumulative total of downward adjustments posted to prior year accounts and adjustments between operations (i.e., OEF transfers to OFS and OIR for proper alignment).

(2) The OEF total in the Cumulative FY 2019 column reflects Army corrections posted in prior years and adjustments between operations (e.g., OEF transfers to OFS for proper alignment).

Source: Defense Finance and Accounting Service, Cost of War Monthly Report
Data as of September 30, 2019

FY 2019 Obligations for Contingency Operations Comparison of OND/OIR/OEF/OFS “Average Monthly Spending” — All Years

(Dollars in Billions)



FY 2019 Q4 Average Obligations

Security Forces and Coalition Support

The average monthly obligations in FY 2019 is consistent with FY 2018.

Investment

The FY 2019 average monthly obligations are higher than the FY 2018 average due to increased spending in aircraft, munition, vehicle procurement, and communication & electronic equipment procurement.

Military Operations

The average monthly obligations in FY 2019 is consistent with FY 2018.

Totals may not add due to rounding

Note: Obligation data does not include non-DoD classified programs and less than \$<0.1 billion from base funded Operation NOBLE EAGLE (ONE)

Source: Defense Finance and Accounting Service, Cost of War Monthly Report

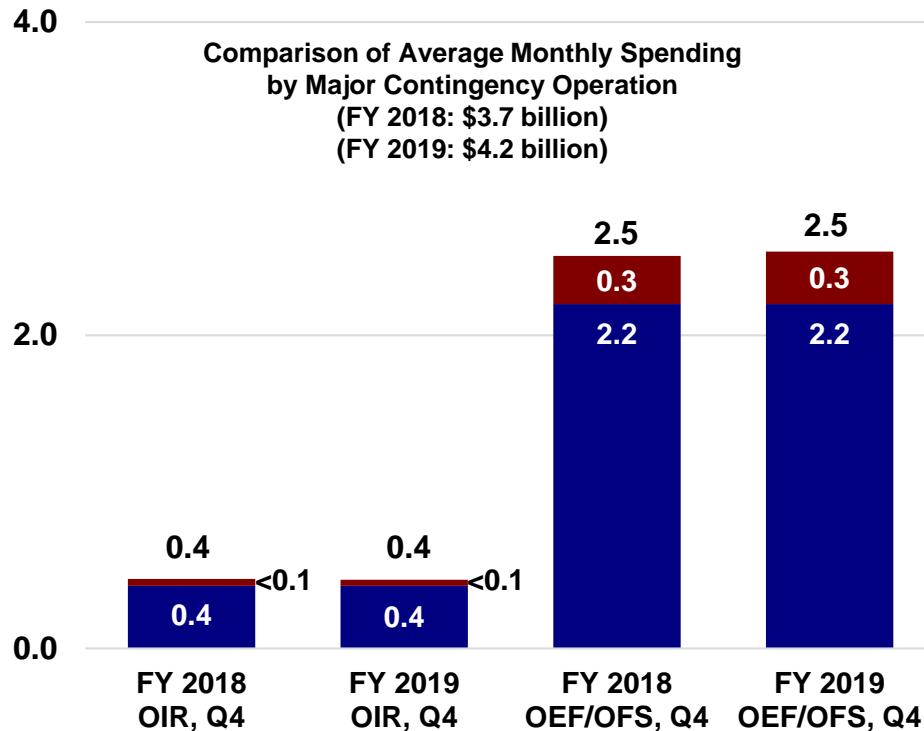
Data as of September 30, 2019

FY 2019 Obligations for Military Operations

Comparison of OND/OIR/OEF/OFS

“Average Monthly Spending” — All Years

(Dollars in Billions)



FY 2019 Q4 Average Obligations

■ Military Personnel

(FY 2018: \$0.4 billion; FY 2019: \$0.4 billion)

OIR: The average monthly obligations in FY 2019 remains consistent with FY 2018.

OEF/OFS: The average monthly obligations in FY 2019 remains consistent with FY 2018.

■ Operation and Maintenance (includes Working Capital Funds)

(FY 2018: \$2.6 billion; FY 2019: \$2.6 billion)

OIR: The average monthly obligations in FY 2019 remains consistent with FY 2018.

OEF/OFS: The average monthly obligations in FY 2019 remains consistent with FY 2018.

Totals may not add due to rounding

Note: Obligation data does not include non-DoD classified programs and less than \$<0.1 billion from base funded Operation NOBLE EAGLE (ONE)

Source: Defense Finance and Accounting Service, Cost of War Monthly Report

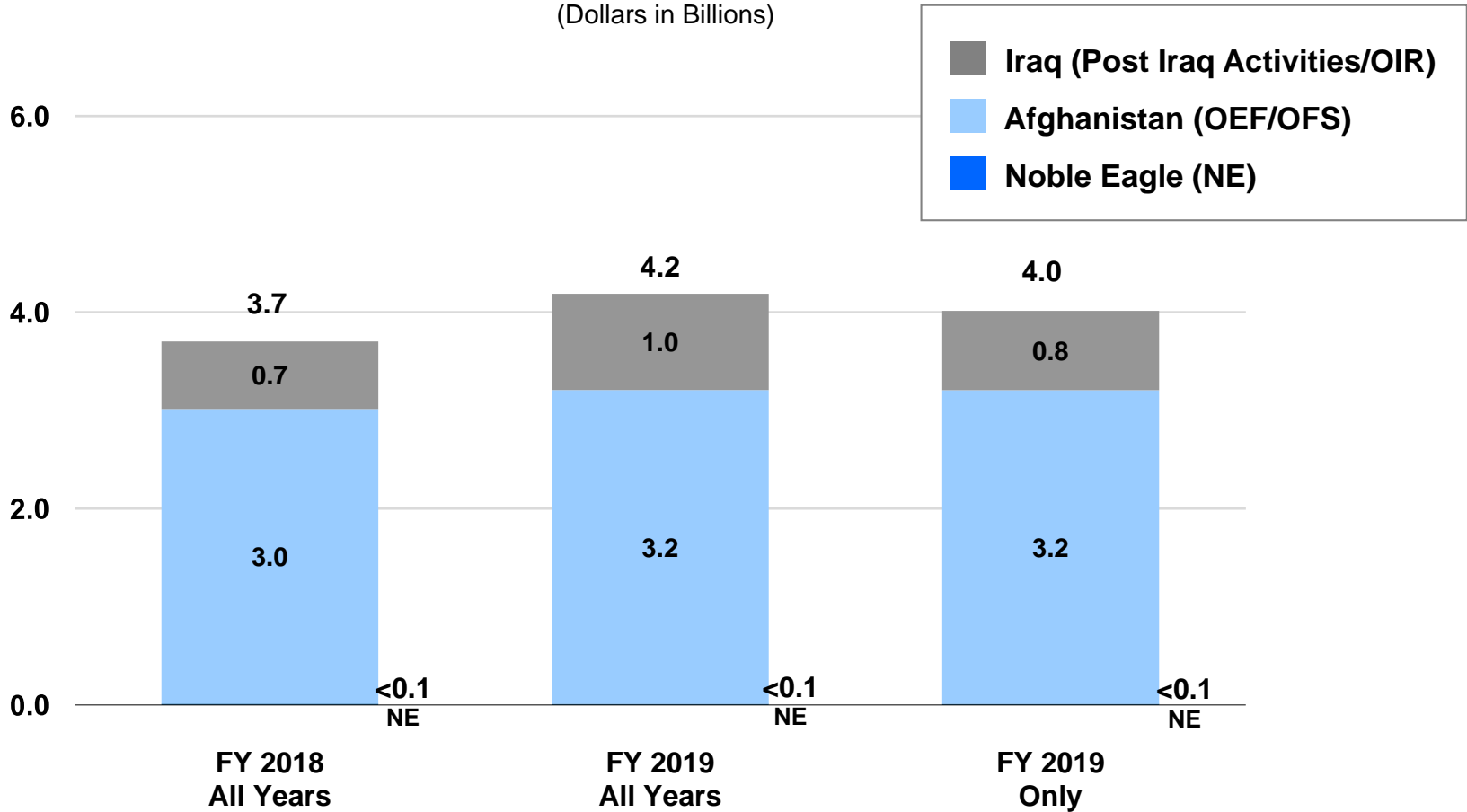
Data as of September 30, 2019

FY 2019 Obligations for Contingency Operations

Comparison of OND/Post-OND Iraq Activities/ OIR/OEF/OFS/ONE

“Average Monthly Spending”, Q4

(Dollars in Billions)



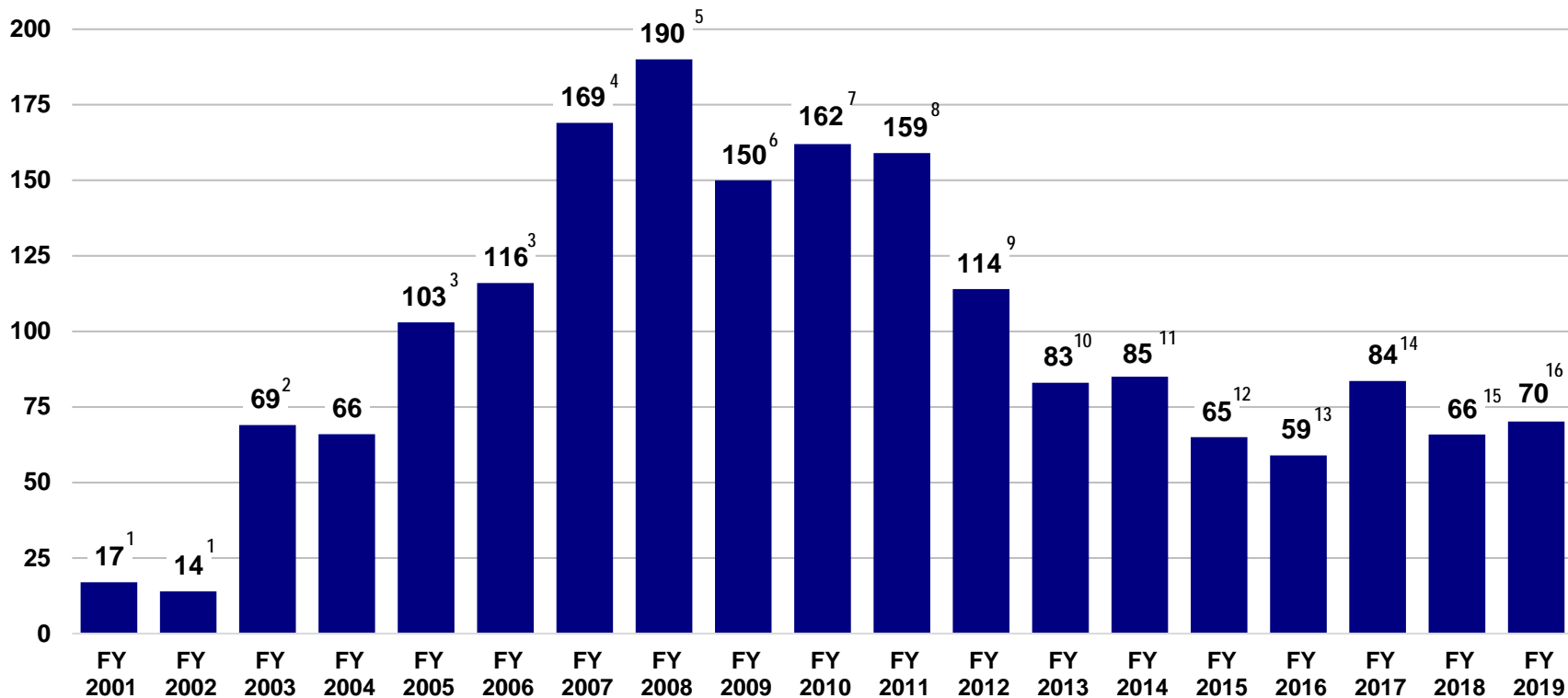
Note: Obligation data does not include non-DoD classified programs.
Source: Defense Finance and Accounting Service, Cost of War Monthly Report
Data as of September 30, 2019

Totals may not add due to rounding

Cost of War Backup Detail

Funding Appropriated through War-related Requests FY 2001 – FY 2019 (\$1,841B)

(Dollars in Billions)



Explanations for footnotes 1-16 are provided on Slide 8

Totals may not add due to rounding

Note: Includes funding for OIF/OND/OIR, OEF/OFS, and ONE. Beginning in FY 2005, ONE is funded in the DoD baseline.

Source: Department of Defense Appropriations Acts

Data as of September 30, 2019

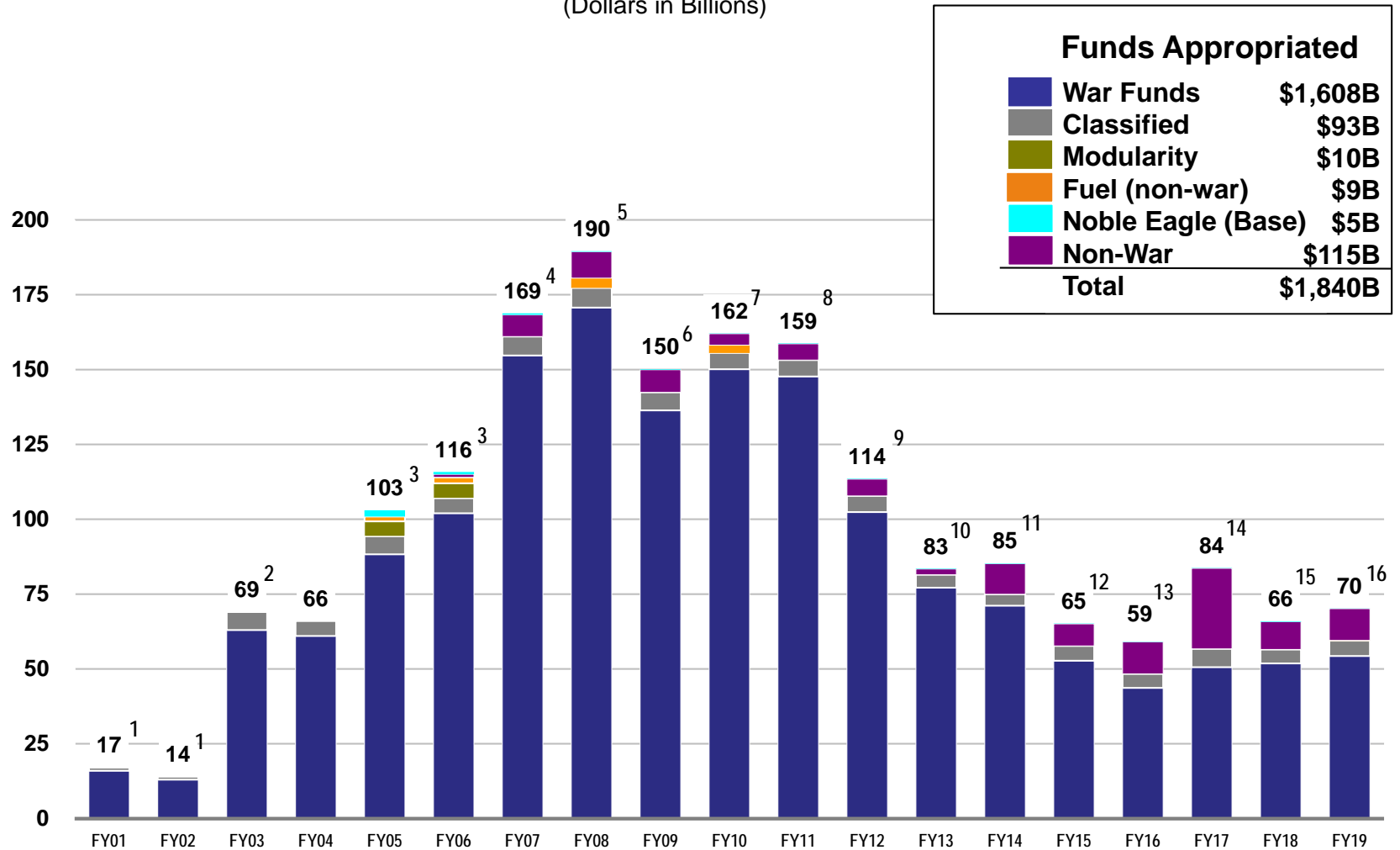
Explanatory Footnotes for Slide 7

- 1/ FY 2001 includes \$3.5B of funds appropriated in the FY 2002 Supplemental (P.L. 107-117) as that is the year where the obligations were incurred. Authorization for the obligation of these funds was provided in the FY 2001 Supplemental (P.L. 107-38), which provided \$40B to OMB's Emergency Response Program for response to the 9/11 terrorist attacks on the United States
- 2/ FY 2003 reflects a rescission of \$3.5B of Iraq Freedom Funds enacted in the FY 2004 DoD Appropriations Act (P.L. 108-87)
- 3/ FY 2005 reflects \$25B appropriated in FY 2004 for FY 2005 war-related costs (Title IX Bridge) (P.L. 108-287); reflects \$3B appropriated in P.L.s 108-324, 109-61, and 109-62 for Hurricane Disaster Relief
- 4/ FY 2007 includes \$3B appropriated in GWOT Emergency Supplemental (P.L. 110-28) for BRAC
- 5/ FY 2008 includes \$16.8B appropriated for the Mine Resistant Ambush Protected Transfer Fund (P.L. 110-92 (\$5.2B)) and (P.L. 110-116 (\$11.6B)); also includes \$0.143B rescission enacted in the FY 2009 Supplemental but applicable to the FY 2008 OCO; does not reflect the \$3B rescission in P.L. 110-252 section 8003 applied to baseline programs
- 6/ FY 2009 does not reflect \$4.5B of rescissions enacted in the FY 2009 Supplemental that were applied to the Department's baseline programs; however, FY 2009 reflects \$0.1B of rescissions enacted in P.L. 113-6 (see note 10)
- 7/ FY 2010 reflects \$0.5B of rescissions enacted in the FY 2010 Supplemental, Education, Jobs, & Medicaid Assistance (P.L. 111-226), that were applied to the Department's FY 2010 OCO amounts; also, FY 2010 reflects \$0.6B of rescissions enacted in P.L. 112-74 (see note 9)
- 8/ FY 2011 reflects the FY 2011 Department of Defense and Full Year Continuing Appropriations Act (P.L. 112-10); also, FY 2011 reflects \$0.2B of rescissions enacted in P.L. 113-6 (see note 10) and \$0.1B of FY 2013 sequestered amount
- 9/ FY 2012 reflects the \$116B appropriated in the FY 2012 Consolidated Appropriations Act (P.L. 112-74) and does not reflect the \$0.6B of rescissions enacted in P.L. 112-74 that were applied to the Department's FY 2010 OCO programs; however, FY 2012 reflects \$1.7B of rescissions enacted in P.L. 113-6 (see note 10) and \$0.5B of FY 2013 sequestered amount
- 10/ FY 2013 reflects the Consolidated and Further Continuing Appropriations Act (P.L. 113-6) and does not reflect the \$0.1B, \$0.2B, and \$1.7B of rescissions enacted in P.L. 113-6 that were applied to the Department's FYs 2009, 2011, and 2012 OCO programs, respectively; however, FY 2013 reflects \$5.5B of FY 2013 sequestered amount
- 11/ FY 2014 reflects the Consolidated Appropriations Act (P.L. 113-76) and does not reflect the \$0.1B of rescissions enacted in P.L. 113-76 that were applied to the Department's FYs 2009 (\$0.05B) and 2013 (\$0.09B) in OCO programs, respectively
- 12/ FY 2015 reflects the Consolidated and Furthering Continuing Appropriations Act (P.L. 113-235) and does not reflect the \$1.2B of rescissions enacted in P.L. 113-235 that were applied to the Department's FYs 2014 (\$1.2B) and FY 2013 (\$0.007B) in OCO programs, respectively. Excludes Ebola emergency supplemental funds received in Title X for \$112 million
- 13/ FY 2016 reflects the Consolidated Appropriations Act, 2016 (P.L. 114-113) and does not reflect the \$0.4 of recessions enacted in P.L. 114-113 that were applied to FY 2015 Afghanistan Security Forces Fund
- 14/ FY 2017 reflects the Continuing Appropriations and the Military Construction, Veterans Affairs, and Related Agencies Appropriations Act, 2017 (P.L. 114-223) September 29, 2016 (\$172 million), the Further Continuing and Security Assistance Appropriations Act, 2017 (P.L. 114-254), December 10, 2016, (\$5.8 billion), and the Consolidated Appropriations Act of 2017 (P.L. 115-31) May 5, 2017, \$76.8 billion -Title IX and Title X.
- 15/ FY 2018 reflects the Consolidated Appropriations Act of 2018 (P.L. 115-141), March 23, 2018, \$65.9 billion – Title IX
- 16/ FY 2019 reflects the Consolidated Appropriations Act of 2019 (P.L. 115-245), September 28, 2018, \$70.2 billion – Title IX and the Military Appropriations Act of 2019 (P.L. 115-244), September 21, 2018, \$0.9 billion.

Funding Appropriated through War-related Requests

FY 2001 – FY 2019 (\$1,840B)

(Dollars in Billions)



Explanations for footnotes 1-16 are provided on Slide 10

Totals may not add due to rounding

Note: Includes funding for OIF/OND/OIR, OEF/OFS, and ONE. Beginning in FY 2005, ONE is funded in the DoD baseline.

Source: Department of Defense Appropriations Acts

Data as of September 30, 2019

Explanatory Footnotes for Slide 9

1/ FY 2001 includes \$3.5B of funds appropriated in the FY 2002 Supplemental (P.L. 107-117) as that is the year where the obligations were incurred. Authorization for the obligation of these funds was provided in the FY 2001 Supplemental (P.L. 107-38), which provided \$40B to OMB's Emergency Response Program for response to the 9/11 terrorist attacks on the United States

2/ FY 2003 reflects a rescission of \$3.5B of Iraq Freedom Funds enacted in the FY 2004 DoD Appropriations Act (P.L. 108-87)

3/ FY 2005 reflects \$25B appropriated in FY 2004 for FY 2005 war-related costs (Title IX Bridge) (P.L. 108-287); reflects \$3B appropriated in P.L.s 108-324, 109-61, and 109-62 for Hurricane Disaster Relief

4/ FY 2007 includes \$3B appropriated in GWOT Emergency Supplemental (P.L. 110-28) for BRAC

5/ FY 2008 includes \$16.8B appropriated for the Mine Resistant Ambush Protected Transfer Fund (P.L. 110-92 (\$5.2B)) and (P.L. 110-116 (\$11.6B)); also includes \$0.143B rescission enacted in the FY 2009 Supplemental but applicable to the FY 2008 OCO; does not reflect the \$3B rescission in P.L. 110-252 section 8003 applied to baseline programs

6/ FY 2009 does not reflect \$4.5B of rescissions enacted in the FY 2009 Supplemental that were applied to the Department's baseline programs; however, FY 2009 reflects \$0.1B of rescissions enacted in P.L. 113-6 (see note 10)

7/ FY 2010 reflects \$0.5B of rescissions enacted in the FY 2010 Supplemental, Education, Jobs, & Medicaid Assistance (P.L. 111-226), that were applied to the Department's FY 2010 OCO amounts; also, FY 2010 reflects \$0.6B of rescissions enacted in P.L. 112-74 (see note 9)

8/ FY 2011 reflects the FY 2011 Department of Defense and Full Year Continuing Appropriations Act (P.L. 112-10); also, FY 2011 reflects \$0.2B of rescissions enacted in P.L. 113-6 (see note 10) and \$0.1B of FY 2013 sequestered amount

9/ FY 2012 reflects the \$116B appropriated in the FY 2012 Consolidated Appropriations Act (P.L. 112-74) and does not reflect the \$0.6B of rescissions enacted in P.L. 112-74 that were applied to the Department's FY 2010 OCO programs; however, FY 2012 reflects \$1.7B of rescissions enacted in P.L. 113-6 (see note 10) and \$0.5B of FY 2013 sequestered amount

10/ FY 2013 reflects the Consolidated and Further Continuing Appropriations Act (P.L. 113-6) and does not reflect the \$0.1B, \$0.2B, and \$1.7B of rescissions enacted in P.L. 113-6 that were applied to the Department's FYs 2009, 2011, and 2012 OCO programs, respectively; however, FY 2013 reflects \$5.5B of FY 2013 sequestered amount

11/ FY 2014 reflects the Consolidated Appropriations Act (P.L. 113-76) and does not reflect the \$0.1B of rescissions enacted in P.L. 113-76 that were applied to the Department's FYs 2009 (\$0.05B) and 2013 (\$0.09B) in OCO programs, respectively

12/ FY 2015 reflects the Consolidated and Further Continuing Appropriations Act (P.L. 113-235) and does not reflect the \$1.2B of rescissions enacted in P.L. 113-235 that were applied to the Department's FYs 2014 (\$1.2B) and FY 2013 (\$0.007B) in OCO programs, respectively. Excludes Ebola emergency supplemental funds received in Title X for \$112 million

13/ FY 2016 reflects the Consolidated Appropriations Act, 2016 (P.L. 114-113) and does not reflect the \$0.4 of recessions enacted in P.L. 114-113 that were applied to FY 2015 Afghanistan Security Forces Fund

14/ FY 2017 reflects the Continuing Appropriations and the Military Construction, Veterans Affairs, and Related Agencies Appropriations Act, 2017 (P.L. 114-223) September 29, 2016 (\$172 million), the Further Continuing and Security Assistance Appropriations Act, 2017

(P.L. 114-254), December 10, 2016, (\$5.8 billion), and the Consolidated Appropriations Act of 2017 (P.L. 115-31) May 5, 2017, \$76.8 billion -Title IX (\$62,676.324 million (excluding \$854.324 million of rescissions) and Title X (\$14,752.267 million).

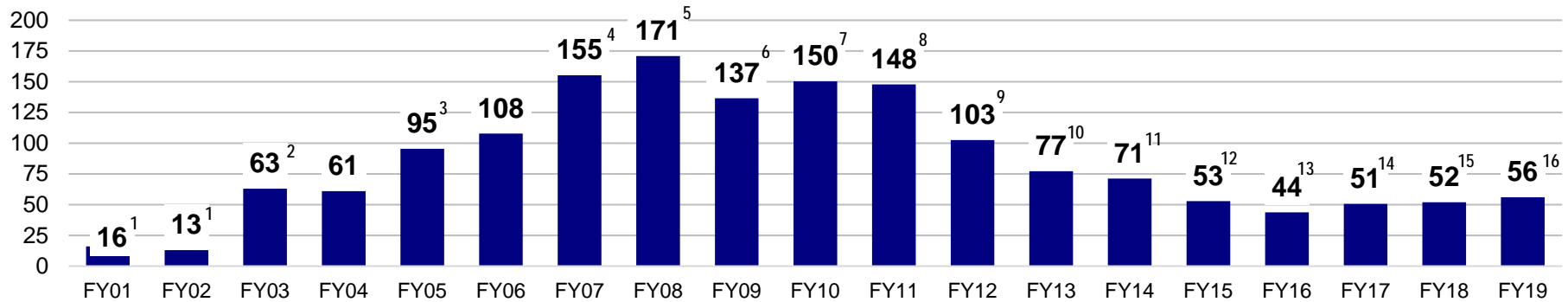
15/ FY 2018 reflects the Consolidated Appropriations Act of 2018 (P.L. 115-141), March 23, 2018, \$65.9 billion – Title IX

16/ FY 2019 reflects the Consolidated Appropriations Act of 2019 (P.L. 115-245), September 28, 2018, \$70.2 billion – Title IX; and the Military Appropriations Act of 2019 (P.L. 115-244), September 21, 2018, \$0.9 billion.

Funding Appropriated through War-related Requests FY 2001 – FY 2019 (\$1,623B)

Excludes Non-DoD Classified and Non-War Costs (\$217B)

(Dollars in Billions)



1/ FY 2001 includes \$3.5B of funds appropriated in the FY 2002 Supplemental (P.L. 107-117) as that is the year where the obligations were incurred. Authorization for the obligation of these funds was provided in the FY 2001 Supplemental (P.L. 107-38), which provided \$40B to OMB's Emergency Response Program for response to the 9/11 terrorist attacks on the United States

2/ FY 2003 reflects a rescission of \$3.5B of Iraq Freedom Funds enacted in the FY 2004 DoD Appropriations Act (P.L. 108-87)

3/ FY 2005 reflects \$25B appropriated in FY 2004 for FY 2005 war-related costs (Title IX Bridge) (P.L. 108-287); reflects \$3B appropriated in P.L.s 108-324, 109-61, and 109-62 for Hurricane Disaster Relief

4/ FY 2007 includes \$3B appropriated in GWOT Emergency Supplemental (P.L. 110-28) for BRAC

5/ FY 2008 includes \$16.8B appropriated for the Mine Resistant Ambush Protected Transfer Fund (P.L. 110-92 (\$5.2B)) and (P.L. 110-116 (\$11.6B)); also includes \$0.143B rescission enacted in the FY 2009 Supplemental but applicable to the FY 2008 OCO; does not reflect the \$3B rescission in P.L. 110-252 section 8003 applied to baseline programs

6/ FY 2009 does not reflect \$4.5B of rescissions enacted in the FY 2009 Supplemental that were applied to the Department's baseline programs; however, FY 2009 reflects \$0.1B of rescissions enacted in P.L. 113-6 (see note 10)

7/ FY 2010 reflects \$0.5B of rescissions enacted in the FY 2010 Supplemental, Education, Jobs, & Medicaid Assistance (P.L. 111-226), that were applied to the Department's FY 2010 OCO amounts; also, FY 2010 reflects \$0.6B of rescissions enacted in P.L. 112-74 (see note 9)

8/ FY 2011 reflects the FY 2011 Department of Defense and Full Year Continuing Appropriations Act (P.L. 112-10); also, FY 2011 reflects \$0.2B of rescissions enacted in P.L. 113-6 (see note 10) and \$0.1B of FY 2013 sequestered amount

9/ FY 2012 reflects the \$116B appropriated in the FY 2012 Consolidated Appropriations Act (P.L. 112-74) and does not reflect the \$0.6B of rescissions enacted in P.L. 112-74 that were applied to the Department's FY 2010 OCO programs; however, FY 2012 reflects \$1.7B of rescissions enacted in P.L. 113-6 (see note 10) and \$0.5B of FY 2013 sequestered amount

10/ FY 2013 reflects the Consolidated and Further Continuing Appropriations Act (P.L. 113-6) and does not reflect the \$0.1B, \$0.2B, and \$1.7B of rescissions enacted in P.L. 113-6 that were applied to the Department's FYs 2009, 2011, and 2012 OCO programs, respectively; however, FY 2013 reflects \$5.5B of FY 2013 sequestered amount

11/ FY 2014 reflects the Consolidated Appropriations Act (P.L. 113-76) and does not reflect the \$0.1B of rescissions enacted in P.L. 113-76 that were applied to the Department's FYs 2009 (\$0.05B) and 2013 (\$0.09B) in OCO programs, respectively

12/ FY 2015 reflects the Consolidated and Further Continuing Appropriations Act (P.L. 113-235) and does not reflect the \$1.2B of rescissions enacted in P.L. 113-235 that were applied to the Department's FYs 2014 (\$1.2B) and FY 2013 (\$0.007B) in OCO programs, respectively. Excludes Ebola emergency supplemental funds received in Title X for \$112 million

13/ FY 2016 reflects the Consolidated Appropriations Act, 2016 (P.L. 114-113) and does not reflect the \$0.4 of recessions enacted in P.L. 114-113 that were applied to FY 2015 Afghanistan Security Forces Fund

14/ FY 2017 reflects the Continuing Appropriations and the Military Construction, Veterans Affairs, and Related Agencies Appropriations Act, 2017 (P.L. 114-223) September 29, 2016 (\$172 million), the Further Continuing and Security Assistance Appropriations Act, 2017 (P.L. 114-254), December 10, 2016, (\$5.8 billion), and the Consolidated Appropriations Act of 2017 (P.L. 115-31) May 5, 2017, \$76.8 billion - Title IX and Title X less the European Reassurance Initiative, Classified Activities, and other non War appropriated amounts..

15/ FY 2018 reflects the Consolidated Appropriations Act of 2018 (P.L. 115-141), March 23, 2018, \$65.9 billion - Title IX

16/ FY 2019 reflects the Consolidated Appropriations Act of 2019 (P.L. 115-245), September 28, 2018, \$70.2 billion - Title IX and the Military Appropriations Act of 2019 (P.L. 115-244), September 21, 2018, \$0.9 billion.

Note: Includes funding for OIF/OND/OIR, OEF/OFS, and ONE. Beginning in FY 2005, ONE is funded in the DoD baseline.

Totals may not add due to rounding

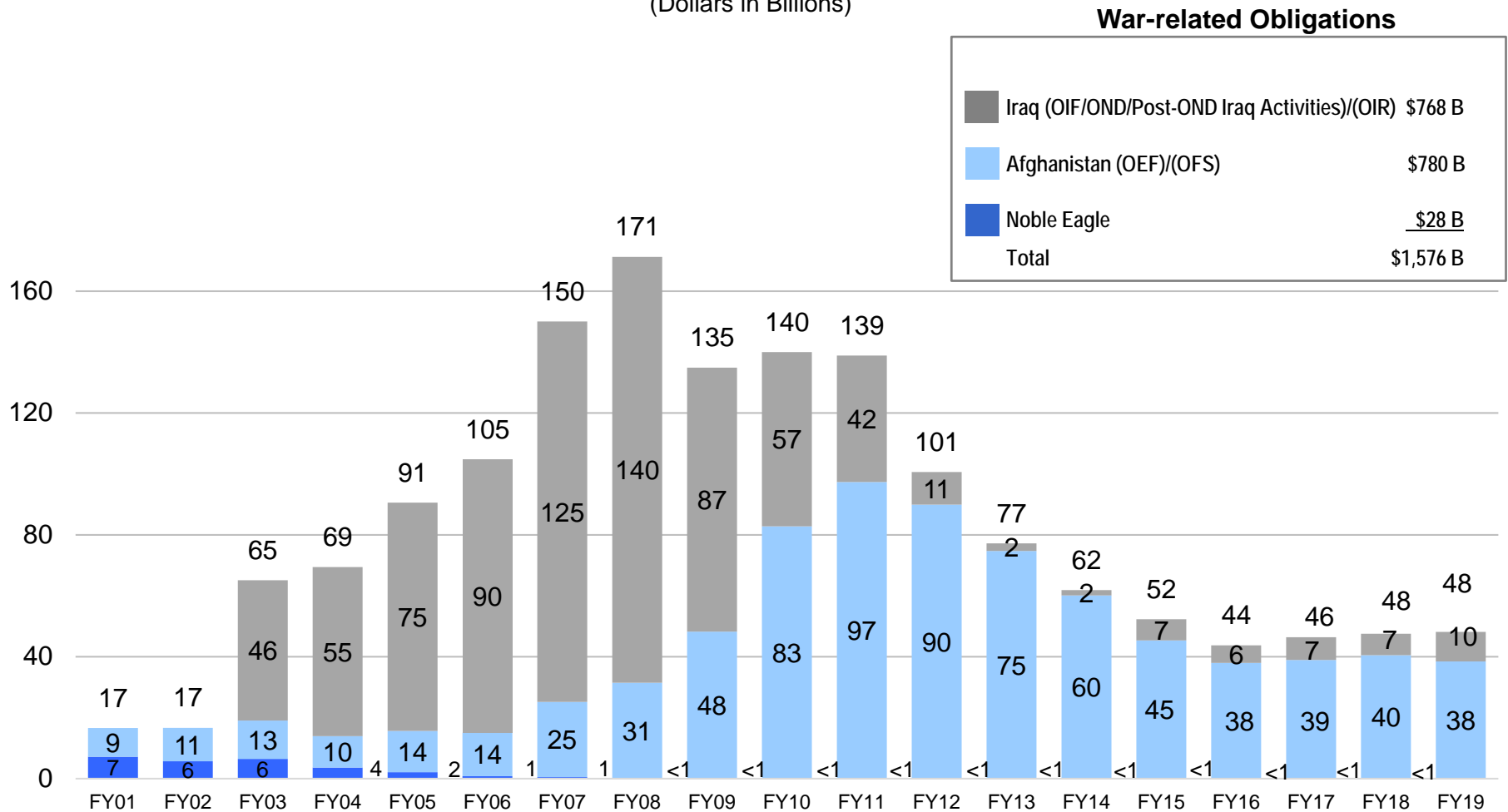
Source: Department of Defense Appropriations Acts

Data as of September 30, 2019

Department of Defense Cost of War

Total War-related Obligations by Year Appropriated

(Dollars in Billions)



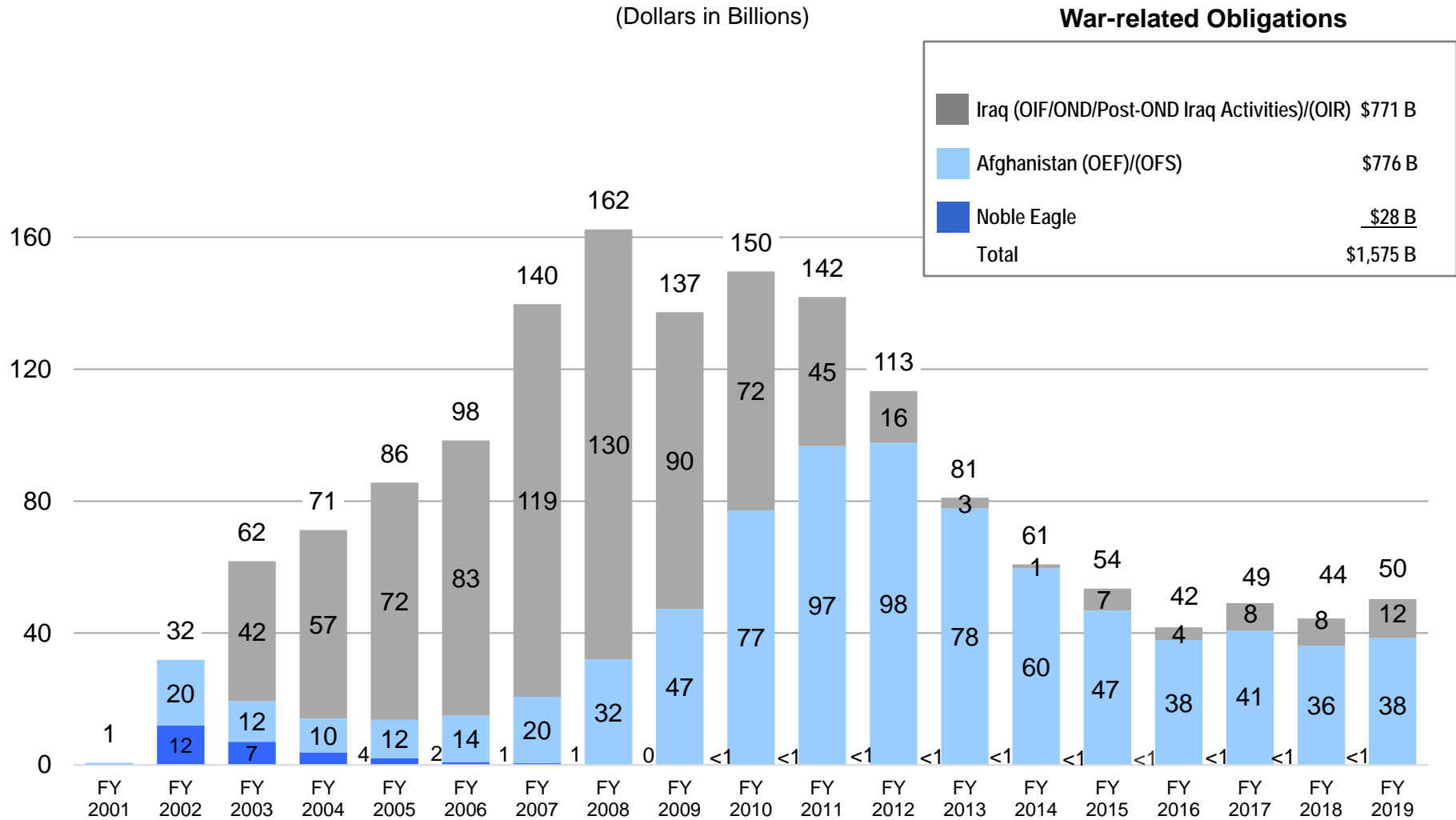
Note: Obligation data shown against year funds obligated. Does not include non-DoD classified programs.
 Source: Defense Finance and Accounting Service, Cost of War Monthly Report
 Data as of September 30, 2019

Totals may not add due to rounding

Department of Defense Cost of War

Total War-related Obligations by Year Incurred

(Dollars in Billions)



Note: Obligation data shown against year funds obligated. Does not include non-DoD classified programs.
 Source: Defense Finance and Accounting Service, Cost of War Monthly Report
 Data as of September 30, 2019

Totals may not add due to rounding

**Cost of War Report
September 30, 2019**

Table of Contents

<u>Title of Report</u>	<u>Page</u>
Summary Cost of War Obligations by Component, Appropriation and Operation	1
Military Personnel Subsidiary Report	
Fiscal Years 2007-2019 All Appropriations (Cost breakdown Structure)	8
Fiscal Year 2019 Appropriations Only (Cost Breakdown Structure)	12
Operation and Maintenance Subsidiary Report	
Fiscal Years 2007-2019 All Appropriations (Cost breakdown Structure)	17
Fiscal Year 2019 Appropriations Only (Cost Breakdown Structure)	29
FY 2019 Cost of War for FY 2019 Appropriations	40
FY 2019 Cost of War for FY 2018 Appropriations	45
FY 2019 Cost of War for FY 2017 Appropriations	49

**Summary Cost of War Obligations by Component, Appropriation
and Operation**

COST OF WAR
Summary Obligations by Component, Appropriation and Operation
Fiscal Year 2007 - 2019
(Amounts in Thousands)
As of September 30, 2019

Appropriation	Operation New Dawn (OND) / Post-OND Iraq Activities		Operation Enduring Freedom		Operation Freedom's Sentinel		Operation Noble Eagle		Operation Inherent Resolve		Summary	
	Obligations September 2019	Obligations Year To Date	Obligations September 2019	Obligations Year To Date	Obligations September 2019	Obligations Year To Date	Obligations September 2019	Obligations Year To Date	Obligations September 2019	Obligations Year To Date	Obligations September 2019	Obligations Year To Date
DoD Total	-349,127	-284,704	-542,488	-1,018,437	5,236,997	39,381,400	7,688	138,644	937,571	12,055,150	5,290,641	50,272,053
Military Personnel	0	0	-7,864	-8,005	325,144	4,023,788	4,684	62,966	63,470	465,664	385,434	4,544,413
Operation and Maintenance	-348,615	-287,359	-678,338	-1,599,358	3,795,931	27,808,840	3,004	75,678	384,974	5,516,852	3,156,956	31,514,653
Afghanistan Security Forces Fund	0	0	-1,909	-23,858	346,071	3,255,890	0	0	0	0	344,162	3,232,032
Afghanistan Infrastructure Fund	0	0	249	-607	0	0	0	0	0	0	249	-607
Iraq Train and Equip Fund	0	0	0	0	0	0	0	0	-1,608	-9,423	-1,608	-9,423
Counter-ISIL Train and Equip Fund	0	0	0	0	0	0	0	0	203,731	1,522,116	203,731	1,522,116
Procurement	-512	-570	197,334	636,924	606,915	3,777,296	0	0	223,855	4,029,547	1,027,592	8,443,197
Joint Improvised Explosive Device Defeat Fund	0	0	-52,635	-39,260	5,275	14,350	0	0	0	0	-47,360	-24,910
Research, Development, Test and Evaluation	0	0	-387	-260	28,795	332,450	0	0	63,012	449,710	91,420	781,900
Revolving and Management Funds	0	3,225	1,062	15,987	124,415	144,455	0	0	0	0	125,477	163,667
Military Construction	0	0	0	0	4,451	24,331	0	0	137	80,684	4,588	105,015
Army Total	-349,492	-356,471	-504,979	-706,818	1,939,162	20,349,214	5,914	90,237	565,824	6,126,183	1,656,429	25,502,345
Military Personnel	0	0	-358	-499	209,624	2,748,445	3,673	40,359	45,755	236,371	258,694	3,024,676
Operation and Maintenance	-349,492	-356,471	-653,504	-1,107,488	1,253,808	13,230,193	2,241	49,878	240,668	2,350,945	493,721	14,167,057
Afghanistan Security Forces Fund	0	0	-1,909	-23,858	346,071	3,255,890	0	0	0	0	344,162	3,232,032
Afghanistan Infrastructure Fund	0	0	249	-607	0	0	0	0	0	0	249	-607
Iraq Train and Equip Fund	0	0	0	0	0	0	0	0	-1,608	-9,423	-1,608	-9,423
Counter-ISIL Train and Equip Fund	0	0	0	0	0	0	0	0	203,731	1,522,116	203,731	1,522,116
Procurement	0	0	203,480	465,196	117,094	1,060,112	0	0	59,296	1,792,513	379,870	3,317,821
Joint Improvised Explosive Device Defeat Fund	0	0	-52,635	-39,260	40	3,729	0	0	0	0	-52,595	-35,531
Research, Development, Test and Evaluation	0	0	-302	-302	8,111	42,561	0	0	17,982	233,661	25,791	275,920
Military Construction	0	0	0	0	4,414	8,284	0	0	0	0	4,414	8,284
Navy/Marine Corps Total	-512	71,313	-6,456	138,784	832,944	6,297,774	0	0	10,166	883,804	836,142	7,391,675
Navy Total	-512	-570	-5,814	85,679	800,282	5,042,246	0	0	6,357	794,057	800,313	5,921,412
Military Personnel	0	0	0	0	32,160	372,409	0	0	1,121	13,502	33,281	385,911
Operation and Maintenance	0	0	0	0	708,731	4,261,137	0	0	-2,459	416,522	706,272	4,677,659
Procurement	-512	-570	-5,814	85,679	58,726	395,836	0	0	7,695	331,501	60,095	812,446
Research, Development, Test and Evaluation	0	0	0	0	659	2,407	0	0	0	32,532	659	34,939
Military Construction	0	0	0	0	6	10,457	0	0	0	0	6	10,457
Marine Corps Total	0	71,883	-642	53,105	32,662	1,255,528	0	0	3,809	89,747	35,829	1,470,263
Military Personnel	0	0	0	0	20,523	104,142	0	0	4,077	30,709	24,600	134,851
Operation and Maintenance	0	71,883	-677	57,845	7,208	952,371	0	0	-268	59,937	6,263	1,142,036
Procurement	0	0	35	-4,740	4,931	199,015	0	0	0	-899	4,966	193,376
Air Force Total	879	-2,150	-30,576	40,389	1,462,720	8,967,198	1,774	48,407	320,611	4,046,103	1,755,408	13,099,947
Military Personnel	0	0	-7,506	-7,506	62,837	798,792	1,011	22,607	12,517	185,082	68,859	998,975
Operation and Maintenance	879	-2,150	-22,931	-47,539	1,062,069	6,662,209	763	25,800	109,173	1,749,551	1,149,953	8,387,871
Procurement	0	0	-139	95,131	351,889	1,455,329	0	0	153,834	1,896,994	505,584	3,447,454
Research, Development, Test and Evaluation	0	0	0	303	-14,106	45,278	0	0	44,950	133,792	30,844	179,373
Military Construction	0	0	0	0	31	5,590	0	0	137	80,684	168	86,274
Defense Agencies Total	-2	2,604	-477	-490,792	1,002,171	3,767,214	0	0	40,970	999,060	1,042,662	4,278,086
Operation and Maintenance	-2	-621	-1,226	-502,176	764,115	2,702,930	0	0	37,860	939,897	800,747	3,140,030
Procurement	0	0	-228	-4,342	74,275	667,004	0	0	3,030	9,438	77,077	672,100
Joint Improvised Explosive Device Defeat Fund	0	0	0	0	5,235	10,621	0	0	0	0	5,235	10,621
Research, Development, Test and Evaluation	0	0	-85	-261	34,131	242,204	0	0	80	49,725	34,126	291,668
Revolving and Management Funds	0	3,225	1,062	15,987	124,415	144,455	0	0	0	0	125,477	163,667

COST OF WAR
Obligations by Component, Appropriation and Operation
Fiscal Year 2007 - 2019
(Amounts in Thousands)
As of September 30, 2019

Appropriation	Operation New Dawn (OND) / Post-OND Iraq Activities		Operation Enduring Freedom		Operation Freedom's Sentinel		Operation Noble Eagle		Operation Inherent Resolve		Summary	
	Obligations September 2019	Obligations Year to Date	Obligations September 2019	Obligations Year to Date	Obligations September 2019	Obligations Year to Date	Obligations September 2019	Obligations Year to Date	Obligations September 2019	Obligations Year to Date	Obligations September 2019	Obligations Year to Date
DoD Total	-349,127	-284,704	-542,488	-1,018,437	5,236,997	39,381,400	7,688	138,644	937,571	12,055,150	5,290,641	50,272,053
Army Total	-349,492	-356,471	-504,979	-706,818	1,939,162	20,349,214	5,914	90,237	565,824	6,126,183	1,656,429	25,502,345
Army Active	-349,492	-356,471	-503,293	-704,122	1,904,760	20,029,081	5,914	90,237	565,812	6,126,171	1,623,701	25,184,896
21 2019/2019 2010 Military Personnel, Army	0	0	0	0	191,438	2,573,929	3,673	40,359	45,755	236,371	240,866	2,850,659
21 2014/2014 2020 Operation and Maintenance, Army	-349,492	-355,680	-652,176	-1,105,291	0	0	-393	-1,276	-1	-3,163	-1,002,062	-1,465,410
21 2015/2015 2020 Operation and Maintenance, Army	0	-791	0	0	-22,562	-181,815	0	-34	0	-18,493	-22,562	-201,133
21 2016/2016 2020 Operation and Maintenance, Army	0	0	0	0	-18,557	-101,381	0	-1	-2,220	-5,379	-20,777	-106,761
21 2017/2017 2020 Operation and Maintenance, Army	0	0	0	0	-12,487	-95,505	0	156	-5,425	-10,427	-17,912	-105,776
21 2018/2018 2020 Operation and Maintenance, Army	0	0	0	0	-167	-35,998	0	-306	1,819	-48,534	1,652	-84,838
21 2019/2019 2020 Operation and Maintenance, Army	0	0	0	0	1,291,365	13,499,275	2,634	51,339	246,483	2,436,929	1,540,482	15,987,543
21 2012/2014 2031 Aircraft Procurement, Army	0	0	-133	-2,545	0	0	0	0	0	0	-133	-2,545
21 2013/2015 2031 Aircraft Procurement, Army	0	0	-587	-716	0	0	0	0	0	0	-587	-716
21 2014/2016 2031 Aircraft Procurement, Army	0	0	0	204	0	0	0	0	0	0	0	204
21 2015/2017 2031 Aircraft Procurement, Army	0	0	0	0	-137	-172	0	0	0	0	-137	-172
21 2017/2019 2031 Aircraft Procurement, Army	0	0	0	0	2,745	39,976	0	0	0	0	2,745	39,976
21 2018/2020 2031 Aircraft Procurement, Army	0	0	0	0	24,767	73,939	0	0	4,313	127,091	29,080	201,030
21 2019/2021 2031 Aircraft Procurement, Army	0	0	0	0	0	0	0	0	8,409	187,568	8,409	187,568
21 2012/2014 2032 Missile Procurement, Army	0	0	-300	-425	0	0	0	0	0	0	-300	-425
21 2013/2015 2032 Missile Procurement, Army	0	0	-1	-1	0	0	0	0	0	0	0	-1
21 2014/2016 2032 Missile Procurement, Army	0	0	-7	-164	0	0	0	0	0	0	-7	-164
21 2015/2017 2032 Missile Procurement, Army	0	0	0	0	-140	-140	0	0	0	0	-140	-140
21 2017/2019 2032 Missile Procurement, Army	0	0	0	0	9	8,714	0	0	0	0	9	8,714
21 2018/2020 2032 Missile Procurement, Army	0	0	0	0	1,957	182,506	0	0	0	291,510	1,957	474,016
21 2019/2021 2032 Missile Procurement, Army	0	0	0	0	1,788	170,273	0	0	1,225	721,372	3,013	891,645
21 2012/2014 2033 Procurement of Weapons & Tracked Vehicles	0	0	-6	-117	0	0	0	0	0	0	-6	-117
21 2016/2018 2033 Procurement of Weapons & Tracked Vehicles	0	0	0	0	0	-1,221	0	0	0	0	0	-1,221
21 2017/2019 2033 Procurement of Weapons & Tracked Vehicles	0	0	0	0	-10	-14	0	0	0	0	-10	-14
21 2019/2021 2033 Procurement of Weapons & Tracked Vehicles	0	0	0	0	0	0	0	0	0	9,942	0	9,942
21 2012/2014 2034 Procurement of Ammunition, Army	0	0	478	5,056	0	0	0	0	0	0	478	5,056
21 2013/2015 2034 Procurement of Ammunition, Army	0	0	-819	-766	0	0	0	0	0	0	-819	-766
21 2014/2016 2034 Procurement of Ammunition, Army	0	0	-39	-41	0	0	0	0	0	0	-39	-41
21 2015/2017 2034 Procurement of Ammunition, Army	0	0	0	0	0	1,978	0	0	0	0	0	1,978
21 2016/2018 2034 Procurement of Ammunition, Army	0	0	0	0	-61	83	0	0	0	0	-61	83
21 2017/2019 2034 Procurement of Ammunition, Army	0	0	0	0	110	2,315	0	0	0	0	110	2,315
21 2018/2020 2034 Procurement of Ammunition, Army	0	0	0	0	0	4,814	0	0	2	0	4,816	0
21 2019/2021 2034 Procurement of Ammunition, Army	0	0	0	0	285	998	0	0	-390	36,041	-105	37,039
21 2012/2014 2035 Other Procurement, Army	0	0	685	245,194	0	0	0	0	0	0	685	245,194
21 2013/2015 2035 Other Procurement, Army	0	0	198,039	206,143	0	0	0	0	0	0	198,039	206,143
21 2014/2016 2035 Other Procurement, Army	0	0	6,169	13,374	0	0	0	0	0	0	6,169	13,374
21 2015/2017 2035 Other Procurement, Army	0	0	0	0	0	17,785	0	0	0	0	0	17,785
21 2016/2018 2035 Other Procurement, Army	0	0	0	0	0	494	0	0	0	0	0	494
21 2017/2019 2035 Other Procurement, Army	0	0	0	0	5,811	87,959	0	0	801	3,218	6,612	91,177
21 2018/2020 2035 Other Procurement, Army	0	0	0	0	13,589	46,165	0	0	0	10,611	13,589	56,776
21 2019/2021 2035 Other Procurement, Army	0	0	0	0	66,381	423,660	0	0	44,938	405,158	111,319	828,818
21 2013/2014 2040 Research, Development, Test, and Eval, Army	0	0	-302	-302	0	0	0	0	0	0	-302	-302
21 2015/2016 2040 Research, Development, Test, and Eval, Army	0	0	0	0	0	-73	0	0	0	0	0	-73
21 2016/2017 2040 Research, Development, Test, and Eval, Army	0	0	0	0	0	0	0	0	0	-15	0	-15
21 2017/2018 2040 Research, Development, Test, and Eval, Army	0	0	0	0	-256	-3,335	0	0	-120	14,362	-376	11,027
21 2018/2019 2040 Research, Development, Test, and Eval, Army	0	0	0	0	5,738	35,765	0	0	0	0	5,738	35,765
21 2019/2020 2040 Research, Development, Test, and Eval, Army	0	0	0	0	2,629	10,204	0	0	18,102	219,314	20,731	229,518
21 2017/2021 2050 Military Construction, Army	0	0	0	0	20	3,890	0	0	0	0	20	3,890
21 2018/2022 2050 Military Construction, Army	0	0	0	0	4,394	4,394	0	0	0	0	4,394	4,394
21 2013/2014 2091 Afghanistan Security Forces Fund, Army	0	0	-1,909	-23,858	0	0	0	0	0	0	-1,909	-23,858
21 2014/2015 2091 Afghanistan Security Forces Fund, Army	0	0	0	0	-2,810	-31,540	0	0	0	0	-2,810	-31,540
21 2015/2016 2091 Afghanistan Security Forces Fund, Army	0	0	0	0	91,171	-38,318	0	0	0	0	91,171	-38,318
21 2016/2017 2091 Afghanistan Security Forces Fund, Army	0	0	0	0	6,658	-6,522	0	0	0	0	6,658	-6,522
21 2017/2018 2091 Afghanistan Security Forces Fund, Army	0	0	0	0	-1,242	-100,386	0	0	0	0	-1,242	-100,386
21 2018/2019 2091 Afghanistan Security Forces Fund, Army	0	0	0	0	316,171	1,423,002	0	0	0	0	316,171	1,423,002
21 2019/2020 2091 Afghanistan Security Forces Fund, Army	0	0	0	0	-63,877	2,009,654	0	0	0	0	-63,877	2,009,654
21 2012/2014 2093 Joint Improvised Explosive Device Defeat Fund	0	0	-52,640	-37,339	0	0	0	0	0	0	-52,640	-37,339
21 2013/2015 2093 Joint Improvised Explosive Device Defeat Fund	0	0	5	-1,820	0	0	0	0	0	0	5	-1,820
21 2014/2016 2093 Joint Improvised Explosive Device Defeat Fund	0	0	-101	-101	0	0	0	0	0	0	0	-101
21 2015/2017 2093 Joint Improvised Explosive Device Defeat Fund	0	0	0	0	15	2	0	0	0	0	15	2

COST OF WAR
Obligations by Component, Appropriation and Operation
Fiscal Year 2007 - 2019
(Amounts in Thousands)
As of September 30, 2019

Appropriation	Operation New Dawn (OND) / Post-OND Iraq Activities		Operation Enduring Freedom		Operation Freedom's Sentinel		Operation Noble Eagle		Operation Inherent Resolve		Summary	
	Obligations September 2019	Obligations Year to Date	Obligations September 2019	Obligations Year to Date	Obligations September 2019	Obligations Year to Date	Obligations September 2019	Obligations Year to Date	Obligations September 2019	Obligations Year to Date	Obligations September 2019	Obligations Year to Date
21 2016/2018 2093 Joint Improvised Explosive Device Defeat Fund	0	0	0	0	12	-14	0	0	0	0	12	-14
21 2017/2019 2093 Joint Improvised Explosive Device Defeat Fund	0	0	0	0	13	3,741	0	0	0	0	13	3,741
21 2013/2014 2096 Afghanistan Infrastructure Fund, Army	0	0	249	-1,098	0	0	0	0	0	0	249	-1,098
21 2014/2015 2096 Afghanistan Infrastructure Fund, Army	0	0	0	491	0	0	0	0	0	0	0	491
21 2015/2016 2097 Iraq Train and Equip Fund	0	0	0	0	0	0	0	0	0	-5,455	0	-5,455
21 2016/2017 2097 Iraq Train and Equip Fund	0	0	0	0	0	0	0	0	-1,607	-1,801	-1,607	-1,801
21 2017/2018 2097 Iraq Train and Equip Fund	0	0	0	0	0	0	0	0	-1	-2,167	-1	-2,167
21 2017/2018 2099 Counter-ISIL Train and Equip Fund	0	0	0	0	0	0	0	0	-1,494	-4,279	-1,494	-4,279
21 2018/2019 2099 Counter-ISIL Train and Equip Fund	0	0	0	0	0	0	0	0	178,844	1,213,687	178,844	1,213,687
21 2019/2020 2099 Counter-ISIL Train and Equip Fund	0	0	0	0	0	0	0	0	26,381	312,708	26,381	312,708
Army Reserve	0	0	-434	-971	9,401	61,153	0	0	0	0	8,967	60,182
21 2014/2014 2070 Reserve Personnel, Army	0	0	-289	-396	0	0	0	0	0	0	-289	-396
21 2015/2015 2070 Reserve Personnel, Army	0	0	0	0	0	-477	0	0	0	0	0	-477
21 2016/2016 2070 Reserve Personnel, Army	0	0	0	0	0	-15	0	0	0	0	0	-15
21 2017/2017 2070 Reserve Personnel, Army	0	0	0	0	0	478	0	0	0	0	0	478
21 2018/2018 2070 Reserve Personnel, Army	0	0	0	0	0	-336	0	0	0	0	0	-336
21 2019/2019 2070 Reserve Personnel, Army	0	0	0	0	2,088	22,721	0	0	0	0	2,088	22,721
21 2014/2014 2080 Operation and Maintenance, Army Reserve	0	0	-145	-575	0	0	0	0	0	0	-145	-575
21 2015/2015 2080 Operation and Maintenance, Army Reserve	0	0	0	0	0	-185	0	0	0	0	0	-185
21 2016/2016 2080 Operation and Maintenance, Army Reserve	0	0	0	0	0	-66	0	0	0	0	0	-66
21 2017/2017 2080 Operation and Maintenance, Army Reserve	0	0	0	0	0	-180	0	0	0	0	0	-180
21 2018/2018 2080 Operation and Maintenance, Army Reserve	0	0	0	0	0	-511	0	0	0	0	0	-511
21 2019/2019 2080 Operation and Maintenance, Army Reserve	0	0	0	0	7,313	39,724	0	0	0	0	7,313	39,724
Army National Guard	0	0	-1,252	-1,725	25,001	258,980	0	0	12	12	23,761	257,267
21 2014/2014 2060 National Guard Personnel, Army	0	0	-69	-103	0	0	0	0	0	0	-69	-103
21 2015/2015 2060 National Guard Personnel, Army	0	0	0	0	0	-22	0	0	0	0	0	-22
21 2016/2016 2060 National Guard Personnel, Army	0	0	0	0	1	-143	0	0	0	0	1	-143
21 2017/2017 2060 National Guard Personnel, Army	0	0	0	0	0	-9,015	0	0	0	0	0	-9,015
21 2018/2018 2060 National Guard Personnel, Army	0	0	0	0	0	960	0	0	0	0	0	960
21 2019/2019 2060 National Guard Personnel, Army	0	0	0	0	16,097	160,365	0	0	0	0	16,097	160,365
21 2014/2014 2065 Operation and Maintenance, Army Natl Guard	0	0	-1,183	-1,622	0	0	0	0	0	0	-1,183	-1,622
21 2015/2015 2065 Operation and Maintenance, Army Natl Guard	0	0	0	0	0	-136	0	0	0	0	0	-136
21 2016/2016 2065 Operation and Maintenance, Army Natl Guard	0	0	0	0	0	-73	0	0	0	0	0	-73
21 2017/2017 2065 Operation and Maintenance, Army Natl Guard	0	0	0	0	0	-179	0	0	0	0	0	-179
21 2018/2018 2065 Operation and Maintenance, Army Natl Guard	0	0	0	0	0	-2,079	0	0	0	0	0	-2,079
21 2019/2019 2065 Operation and Maintenance, Army Natl Guard	0	0	0	0	8,903	109,302	0	0	12	12	8,915	109,314
Navy/Marine Corps Total	-512	71,313	-6,456	138,784	832,944	6,297,774	0	0	10,166	883,804	836,142	7,391,675
Navy Total	-512	-570	-5,814	85,679	800,282	5,042,246	0	0	6,357	794,057	800,313	5,921,412
Navy Active	-512	-570	-5,814	85,679	803,553	5,008,470	0	0	6,334	794,022	803,561	5,887,601
17 2019/2019 1453 Military Personnel, Navy	0	0	0	0	31,090	360,726	0	0	1,098	13,467	32,188	374,193
17 2017/2017 1804 Operation and Maintenance, Navy	0	0	0	0	0	-11,138	0	0	0	0	0	-11,138
17 2019/2019 1804 Operation and Maintenance, Navy	0	0	0	0	713,072	4,250,182	0	0	-2,459	416,522	710,613	4,666,704
17 2012/2014 1506 Aircraft Procurement, Navy	0	0	-5,521	-7,014	0	0	0	0	0	0	-5,521	-7,014
17 2014/2016 1506 Aircraft Procurement, Navy	0	0	-7	-615	0	0	0	0	0	0	-7	-615
17 2015/2017 1506 Aircraft Procurement, Navy	0	0	-22	-42	0	0	0	0	0	0	-22	-42
17 2016/2018 1506 Aircraft Procurement, Navy	0	0	0	0	0	-16	0	0	0	0	0	-16
17 2017/2019 1506 Aircraft Procurement, Navy	0	0	0	0	18,093	53,768	0	0	-30	385	18,063	54,153
17 2018/2020 1506 Aircraft Procurement, Navy	0	0	0	0	15,644	48,193	0	0	-145	4,395	15,499	52,588
17 2019/2021 1506 Aircraft Procurement, Navy	0	0	0	0	8,650	158,742	0	0	-8	28,470	8,642	187,212
17 2012/2014 1507 Weapons Procurement, Navy	0	0	-121	-121	0	0	0	0	0	0	-121	-121
17 2015/2017 1507 Weapons Procurement, Navy	0	0	0	17	0	0	0	0	0	0	0	17
17 2017/2019 1507 Weapons Procurement, Navy	0	0	0	0	111	2,404	0	0	0	0	111	2,404
17 2018/2020 1507 Weapons Procurement, Navy	0	0	0	0	209	19,240	0	0	0	9,249	209	28,489
17 2019/2021 1507 Weapons Procurement, Navy	0	0	0	0	0	1,118	0	0	1,160	3,318	1,160	4,436
17 2012/2014 1508 Procurement of Ammunition, Navy and USMC	0	0	-52	533	0	0	0	0	0	0	-52	533
17 2013/2015 1508 Procurement of Ammunition, Navy and USMC	0	0	0	-52	0	0	0	0	0	0	0	-52
17 2014/2016 1508 Procurement of Ammunition, Navy and USMC	0	0	0	-137	0	0	0	0	0	0	0	-137
17 2015/2017 1508 Procurement of Ammunition, Navy and USMC	0	0	-90	-215	0	0	0	0	0	0	-90	-215
17 2016/2018 1508 Procurement of Ammunition, Navy and USMC	0	0	0	0	0	-7	0	0	0	-21	0	-28
17 2017/2019 1508 Procurement of Ammunition, Navy and USMC	0	0	0	0	0	4,538	0	0	0	0	0	4,538
17 2018/2020 1508 Procurement of Ammunition, Navy and USMC	0	0	0	0	735	795	0	0	0	15,536	735	16,331
17 2019/2021 1508 Procurement of Ammunition, Navy and USMC	0	0	0	0	0	230	0	0	3,024	228,893	3,024	229,123

COST OF WAR
Obligations by Component, Appropriation and Operation
Fiscal Year 2007 - 2019
(Amounts in Thousands)
As of September 30, 2019

	Operation New Dawn (OND) / Post-OND Iraq Activities		Operation Enduring Freedom		Operation Freedom's Sentinel		Operation Noble Eagle		Operation Inherent Resolve		Summary	
	Obligations September 2019	Obligations Year to Date	Obligations September 2019	Obligations Year to Date	Obligations September 2019	Obligations Year to Date	Obligations September 2019	Obligations Year to Date	Obligations September 2019	Obligations Year to Date	Obligations September 2019	Obligations Year to Date
Appropriation												
17 2012/2014 1810 Other Procurement, Navy	-512	-570	-1	-1	0	0	0	0	0	0	-513	-571
17 2014/2016 1810 Other Procurement, Navy	0	0	0	93,334	0	0	0	0	0	0	0	93,334
17 2015/2017 1810 Other Procurement, Navy	0	0	0	-8	0	0	0	0	0	0	0	-8
17 2017/2019 1810 Other Procurement, Navy	0	0	0	0	41	1,807	0	0	0	0	41	1,807
17 2018/2020 1810 Other Procurement, Navy	0	0	0	0	11,454	42,276	0	0	0	4,873	11,454	47,149
17 2019/2021 1810 Other Procurement, Navy	0	0	0	0	3,789	62,748	0	0	3,694	36,403	7,483	99,151
17 2017/2018 1319 Research, Development, Test, and Eval, Navy	0	0	0	0	0	0	0	0	0	-9	0	-9
17 2018/2019 1319 Research, Development, Test, and Eval, Navy	0	0	0	0	659	1,328	0	0	0	3,543	659	4,871
17 2019/2020 1319 Research, Development, Test, and Eval, Navy	0	0	0	0	0	1,079	0	0	0	28,998	0	30,077
17 2017/2021 1205 Military Construction, Navy and Marine Corps	0	0	0	0	0	-190	0	0	0	0	0	-190
17 2018/2022 1205 Military Construction, Navy and Marine Corps	0	0	0	0	6	10,647	0	0	0	0	6	10,647
Navy Reserve	0	0	0	0	-3,271	33,776	0	0	23	35	-3,248	33,811
17 2019/2019 1405 Reserve Personnel, Navy	0	0	0	0	1,070	11,683	0	0	23	35	1,093	11,718
17 2017/2017 1806 Operation and Maintenance, Navy Reserve	0	0	0	0	0	-3,484	0	0	0	0	0	-3,484
17 2019/2019 1806 Operation and Maintenance, Navy Reserve	0	0	0	0	-4,341	25,577	0	0	0	0	-4,341	25,577
Marine Corps Total	0	71,883	-642	53,105	32,662	1,255,528	0	0	3,809	89,747	35,829	1,470,263
Marine Corps Active	0	71,883	-642	53,139	30,872	1,251,112	0	0	3,809	89,747	34,039	1,465,881
17 2018/2020 1508 Procurement of Ammunition, Navy and USMC	0	0	0	0	0	0	0	0	0	-899	0	-899
17 2019/2019 1105 Military Personnel, Marine Corps	0	0	0	0	20,473	103,072	0	0	4,077	30,709	24,550	133,781
17 2014/2014 1106 Operation and Maintenance, Marine Corps	0	71,883	-677	57,879	0	0	0	0	0	-260	-677	129,502
17 2015/2015 1106 Operation and Maintenance, Marine Corps	0	-2	0	0	-553	-1,525	0	0	0	0	-553	-1,527
17 2016/2016 1106 Operation and Maintenance, Marine Corps	0	0	0	0	280	-1,915	0	0	0	0	280	-1,913
17 2017/2017 1106 Operation and Maintenance, Marine Corps	0	0	0	0	204	-11,530	0	0	0	0	204	-11,537
17 2018/2018 1106 Operation and Maintenance, Marine Corps	0	0	0	0	-1,243	10,538	0	0	-255	464	-1,498	11,002
17 2019/2019 1106 Operation and Maintenance, Marine Corps	0	0	0	0	6,780	953,457	0	0	-13	59,740	6,767	1,013,197
17 2012/2014 1109 Procurement, Marine Corps	0	0	35	-10,333	0	0	0	0	0	0	35	-10,333
17 2013/2015 1109 Procurement, Marine Corps	0	0	0	1,316	0	0	0	0	0	0	0	1,316
17 2014/2016 1109 Procurement, Marine Corps	0	0	0	1,102	0	0	0	0	0	0	0	1,102
17 2015/2017 1109 Procurement, Marine Corps	0	0	0	3,175	0	3,165	0	0	0	0	0	6,340
17 2016/2018 1109 Procurement, Marine Corps	0	0	0	0	0	3,125	0	0	0	0	0	3,125
17 2017/2019 1109 Procurement, Marine Corps	0	0	0	0	0	119,153	0	0	0	0	0	119,153
17 2018/2020 1109 Procurement, Marine Corps	0	0	0	0	-807	29,691	0	0	0	0	-807	29,691
17 2019/2021 1109 Procurement, Marine Corps	0	0	0	0	5,738	43,881	0	0	0	0	5,738	43,881
Marine Corps Reserve	0	0	0	-34	1,790	4,416	0	0	0	0	1,790	4,382
17 2019/2019 1108 Reserve Personnel, Marine Corps	0	0	0	0	50	1,070	0	0	0	0	50	1,070
17 2014/2014 1107 Operation and Maintenance, USMC Reserve	0	0	0	-34	0	0	0	0	0	0	0	-34
17 2015/2015 1107 Operation and Maintenance, USMC Reserve	0	0	0	0	0	-1	0	0	0	0	0	-1
17 2016/2016 1107 Operation and Maintenance, USMC Reserve	0	0	0	0	0	-12	0	0	0	0	0	-12
17 2017/2017 1107 Operation and Maintenance, USMC Reserve	0	0	0	0	0	-2	0	0	0	0	0	-2
17 2018/2018 1107 Operation and Maintenance, USMC Reserve	0	0	0	0	0	16	0	0	0	0	0	16
17 2019/2019 1107 Operation and Maintenance, USMC Reserve	0	0	0	0	1,740	3,345	0	0	0	0	1,740	3,345
Air Force Total	879	-2,150	-30,576	40,389	1,462,720	8,967,198	1,774	48,407	320,611	4,046,103	1,755,408	13,099,947
Air Force Active	879	-2,150	-23,070	823	1,433,103	8,959,437	1,774	48,407	320,611	4,046,104	1,733,297	13,052,621
57 2018/2020 3021 Space Procurement, Air Force	0	0	0	0	0	2,037	0	0	0	0	0	2,037
57 2019/2019 3500 Military Personnel, Air Force	0	0	0	0	59,947	772,259	1,011	22,607	12,517	185,082	73,475	979,948
57 2014/2014 3400 Operation and Maintenance, Air Force	850	651	-22,143	-88,407	0	0	200	200	-5	-5	-21,098	-87,561
57 2015/2015 3400 Operation and Maintenance, Air Force	13	-2,372	-788	-6,204	-4,041	-19,911	-1	-36	-54	-508	-4,871	-29,031
57 2016/2016 3400 Operation and Maintenance, Air Force	16	-429	0	0	0	-36,047	0	0	-415	-3,750	-3,251	-40,226
57 2017/2017 3400 Operation and Maintenance, Air Force	0	0	0	0	-11,656	-58,359	-6	-79	-893	-11,901	-12,555	-70,339
57 2018/2018 3400 Operation and Maintenance, Air Force	0	0	0	0	-4,969	-58,666	0	6,627	730	-8,994	-4,239	-61,033
57 2019/2019 3400 Operation and Maintenance, Air Force	0	0	0	0	1,058,860	6,853,964	570	19,088	109,810	1,774,710	1,169,240	8,647,762
57 2012/2014 3010 Aircraft Procurement, Air Force	0	0	-126	-4,114	0	0	0	0	0	0	-126	-4,114
57 2013/2015 3010 Aircraft Procurement, Air Force	0	0	0	8	0	0	0	0	0	0	0	8
57 2014/2016 3010 Aircraft Procurement, Air Force	0	0	-1	34,974	0	-34,992	0	0	0	0	-1	-18
57 2015/2017 3010 Aircraft Procurement, Air Force	0	0	0	-286	0	0	0	0	0	23,664	0	23,378
57 2016/2018 3010 Aircraft Procurement, Air Force	0	0	0	0	-125	-4,504	0	0	0	0	-125	-4,504
57 2017/2019 3010 Aircraft Procurement, Air Force	0	0	0	0	26,357	612,216	0	0	915	52,367	27,272	664,583
57 2018/2020 3010 Aircraft Procurement, Air Force	0	0	0	0	29,133	162,368	0	0	1,796	69,993	30,929	232,361
57 2019/2021 3010 Aircraft Procurement, Air Force	0	0	0	0	221,395	332,505	0	0	30,776	194,158	252,171	526,663
57 2016/2018 3020 Missile Procurement, Air Force	0	0	0	0	0	-15,345	0	0	0	103,209	0	87,864
57 2017/2019 3020 Missile Procurement, Air Force	0	0	0	0	0	3,337	0	0	4	-105,237	4	-101,900

COST OF WAR
Obligations by Component, Appropriation and Operation
Fiscal Year 2007 - 2019
(Amounts in Thousands)
As of September 30, 2019

Appropriation	Operation New Dawn (OND) / Post-OND Iraq Activities		Operation Enduring Freedom		Operation Freedom's Sentinel		Operation Noble Eagle		Operation Inherent Resolve		Summary	
	Obligations September 2019	Obligations Year to Date	Obligations September 2019	Obligations Year to Date	Obligations September 2019	Obligations Year to Date	Obligations September 2019	Obligations Year to Date	Obligations September 2019	Obligations Year to Date	Obligations September 2019	Obligations Year to Date
57 2018/2020 3020 Missile Procurement, Air Force	0	0	0	0	0	61,325	0	0	71	102,607	71	163,932
57 2019/2021 3020 Missile Procurement, Air Force	0	0	0	0	142	24,994	0	0	3,704	192,943	3,846	217,937
57 2012/2014 3011 Procurement of Ammunition, Air Force	0	0	0	-72	0	0	0	0	0	0	0	-72
57 2013/2015 3011 Procurement of Ammunition, Air Force	0	0	0	-4	0	0	0	0	0	0	0	-4
57 2014/2016 3011 Procurement of Ammunition, Air Force	0	0	0	293	0	-306	0	0	0	0	0	-13
57 2015/2017 3011 Procurement of Ammunition, Air Force	0	0	0	59,038	0	0	0	0	0	-59,048	0	-10
57 2016/2018 3011 Procurement of Ammunition, Air Force	0	0	0	0	0	18,995	0	0	-4,165	-23,160	-4,165	-4,165
57 2017/2019 3011 Procurement of Ammunition, Air Force	0	0	0	0	-3,135	-48,289	0	0	3,206	33,052	71	-15,237
57 2018/2020 3011 Procurement of Ammunition, Air Force	0	0	0	0	0	1,290	0	0	29,659	33,827	29,659	35,117
57 2019/2021 3011 Procurement of Ammunition, Air Force	0	0	0	0	0	670	83,664	0	56,949	1,149,181	57,619	1,232,845
57 2012/2014 3080 Other Procurement, Air Force	0	0	-12	-160	0	0	0	0	0	0	-12	-160
57 2014/2016 3080 Other Procurement, Air Force	0	0	0	173	0	0	0	0	0	0	0	173
57 2015/2017 3080 Other Procurement, Air Force	0	0	0	5,281	0	-2,345	0	0	0	-1,746	0	1,190
57 2016/2018 3080 Other Procurement, Air Force	0	0	0	0	-11	-3,980	0	0	0	5,244	-11	1,264
57 2017/2019 3080 Other Procurement, Air Force	0	0	0	0	33,527	209,317	0	0	1,772	34,051	35,299	243,368
57 2018/2020 3080 Other Procurement, Air Force	0	0	0	0	1,869	10,046	0	0	4,108	13,818	5,977	23,864
57 2019/2021 3080 Other Procurement, Air Force	0	0	0	0	42,067	42,996	0	0	25,039	78,071	67,106	121,067
57 2014/2015 3600 Research, Development, Test, and Evaluation, Air Force	0	0	0	303	0	0	0	0	0	0	0	303
57 2017/2018 3600 Research, Development, Test, and Evaluation, Air Force	0	0	0	0	-14,899	30,889	0	0	43,300	66,380	28,401	97,269
57 2018/2019 3600 Research, Development, Test, and Evaluation, Air Force	0	0	0	0	11	-816	0	0	19	1,894	30	1,078
57 2019/2020 3600 Research, Development, Test, and Evaluation, Air Force	0	0	0	0	782	15,205	0	0	1,631	65,518	2,413	80,723
57 2017/2021 3300 Military Construction, Air Force	0	0	0	0	31	5,590	0	0	4	9,588	35	15,178
57 2018/2022 3300 Military Construction, Air Force	0	0	0	0	0	0	0	0	133	71,096	133	71,096
Air Force Reserve	0	0	-7,506	39,566	24,300	-8,893	0	0	0	-1	16,794	30,672
57 2014/2014 3700 Reserve Personnel, Air Force	0	0	-7,506	-7,506	0	0	0	0	0	0	-7,506	-7,506
57 2019/2019 3700 Reserve Personnel, Air Force	0	0	0	0	2,798	21,076	0	0	0	0	2,798	21,076
57 2014/2014 3740 Operation and Maintenance, Air Force Reserve	0	0	0	-26,065	14	-287	0	0	0	0	14	-26,352
57 2015/2015 3740 Operation and Maintenance, Air Force Reserve	0	0	0	73,137	0	-73,246	0	0	0	0	0	-109
57 2016/2016 3740 Operation and Maintenance, Air Force Reserve	0	0	0	0	-1	-598	0	0	0	0	-1	-598
57 2017/2017 3740 Operation and Maintenance, Air Force Reserve	0	0	0	0	0	-466	0	0	0	-1	0	-467
57 2018/2018 3740 Operation and Maintenance, Air Force Reserve	0	0	0	0	-4	-1,956	0	0	0	0	-4	-1,956
57 2019/2019 3740 Operation and Maintenance, Air Force Reserve	0	0	0	0	21,493	46,584	0	0	0	0	21,493	46,584
Air Force National Guard	0	0	0	0	5,317	16,654	0	0	0	0	5,317	16,654
57 2016/2016 3850 National Guard Personnel, Air Force	0	0	0	0	0	550	0	0	0	0	0	550
57 2019/2019 3850 National Guard Personnel, Air Force	0	0	0	0	92	4,907	0	0	0	0	92	4,907
57 2019/2019 3840 Operation and Maintenance, Air Natl Guard	0	0	0	0	5,225	11,197	0	0	0	0	5,225	11,197
Defense Agencies Total	-2	2,604	-477	-490,792	1,002,171	3,767,214	0	0	40,970	999,060	1,042,662	4,278,086
DCAA Total	0	-616	0	-233	23	1,102	0	0	3	143	26	396
97 2014/2014 0100 Operation and Maintenance, Defense-Wide	0	-616	0	-233	0	0	0	0	0	0	0	-849
97 2019/2019 0100 Operation and Maintenance, Defense-Wide	0	0	0	0	23	1,102	0	0	3	143	26	1,245
DCMA Total	0	0	0	0	1,021	13,935	0	0	322	4,400	1,343	18,335
97 2019/2019 0100 Operation and Maintenance, Defense-Wide	0	0	0	0	1,021	13,935	0	0	322	4,400	1,343	18,335
DHP Total	0	0	-1,207	-2,455	44,873	330,354	0	0	0	0	43,666	327,899
97 2014/2014 0130 Defense Health Program, O&M	0	0	-1,211	-4,016	0	0	0	0	0	0	-1,211	-4,016
97 2015/2015 0130 Defense Health Program, O&M	0	0	4	1,561	492	-2,148	0	0	0	0	496	-587
97 2016/2016 0130 Defense Health Program, O&M	0	0	0	0	-14	-1,720	0	0	0	0	-14	-1,720
97 2017/2017 0130 Defense Health Program, O&M	0	0	0	0	-796	-14,201	0	0	0	0	-796	-14,201
97 2018/2018 0130 Defense Health Program, O&M	0	0	0	0	-545	-999	0	0	0	0	-545	-999
97 2019/2019 0130 Defense Health Program, O&M	0	0	0	0	45,736	349,422	0	0	0	0	45,736	349,422
DHRA Total	0	0	0	-17	0	0	0	0	0	0	0	-17
97 2014/2014 0100 Operation and Maintenance, Defense-Wide	0	0	0	-17	0	0	0	0	0	0	0	-17
DISA Total	0	0	25	68	10,852	72,673	0	0	7,833	76,110	18,710	148,851
97 2014/2014 0100 Operation and Maintenance, Defense-Wide	0	0	25	167	0	0	0	0	0	0	25	167
97 2015/2015 0100 Operation and Maintenance, Defense-Wide	0	0	0	-101	0	0	0	0	0	0	0	-101
97 2016/2016 0100 Operation and Maintenance, Defense-Wide	0	0	0	0	0	73	0	0	0	282	0	355
97 2017/2017 0100 Operation and Maintenance, Defense-Wide	0	0	0	0	0	280	0	0	0	314	0	594
97 2018/2018 0100 Operation and Maintenance, Defense-Wide	0	0	0	0	1	-1,845	0	0	0	-472	1	-2,317
97 2019/2019 0100 Operation and Maintenance, Defense-Wide	0	0	0	0	7,865	39,676	0	0	4,803	69,548	12,668	109,224
97 2012/2014 0300 Procurement, Defense-Wide	0	0	2	0	0	0	0	0	0	0	0	2
97 2017/2019 0300 Procurement, Defense-Wide	0	0	0	0	0	0	0	0	202	2,933	202	2,933

COST OF WAR
Obligations by Component, Appropriation and Operation
Fiscal Year 2007 - 2019
(Amounts in Thousands)
As of September 30, 2019

Appropriation	Operation New Dawn (OND) / Post-OND Iraq Activities		Operation Enduring Freedom		Operation Freedom's Sentinel		Operation Noble Eagle		Operation Inherent Resolve		Summary	
	Obligations September 2019	Obligations Year to Date	Obligations September 2019	Obligations Year to Date	Obligations September 2019	Obligations Year to Date	Obligations September 2019	Obligations Year to Date	Obligations September 2019	Obligations Year to Date	Obligations September 2019	Obligations Year to Date
97 2018/2020 0300 Procurement, Defense-Wide	0	0	0	0	2,230	27,881	0	0	0	177	2,230	28,058
97 2019/2021 0300 Procurement, Defense-Wide	0	0	0	0	756	6,608	0	0	2,828	3,328	3,584	9,936
DLA Total	0	3,225	1,062	15,987	124,415	144,455	0	0	0	0	125,477	163,667
97 2012/XXXX 4930 Defense Working Capital Funds, Defense (Army)	0	0	0	1	0	0	0	0	0	0	0	1
97 2013/XXXX 4930 Defense Working Capital Funds, Defense (Army)	0	0	0	351	0	0	0	0	0	0	0	351
97 2013/XXXX 4930 Defense Working Capital Funds, Defense	0	2,048	0	7,779	0	0	0	0	0	0	0	9,827
97 2014/XXXX 4930 Defense Working Capital Funds, Defense (Army)	0	0	0	-866	0	0	0	0	0	0	0	-866
97 2014/XXXX 4930 Defense Working Capital Funds, Defense	0	1,177	1,062	8,722	0	0	0	0	0	0	1,062	9,899
97 2015/XXXX 4930 Defense Working Capital Funds, Defense	0	0	0	0	16,000	23,184	0	0	0	0	16,000	23,184
97 2016/XXXX 4930 Defense Working Capital Funds, Defense	0	0	0	0	13,841	13,841	0	0	0	0	13,841	13,841
97 2018/XXXX 4930 Defense Working Capital Funds, Defense	0	0	0	0	94,574	107,430	0	0	0	0	94,574	107,430
DLSA Total	0	0	0	0	21,820	126,871	0	0	0	0	21,820	126,871
97 2019/2019 0100 Operation and Maintenance, Defense-Wide	0	0	0	0	21,820	126,871	0	0	0	0	21,820	126,871
DMA Total	0	0	0	-4,902	0	9	0	0	-4	14,364	-4	9,471
97 2014/2014 0100 Operation and Maintenance, Defense-Wide	0	0	0	-4,902	0	0	0	0	0	0	0	-4,902
97 2017/2017 0100 Operation and Maintenance, Defense-Wide	0	0	0	0	0	-4	0	0	0	4	0	0
97 2018/2018 0100 Operation and Maintenance, Defense-Wide	0	0	0	0	0	0	0	0	-4	-4	0	-4
97 2019/2019 0100 Operation and Maintenance, Defense-Wide	0	0	0	0	0	13	0	0	0	14,364	0	14,377
DODEA Total	0	0	0	-6	-102	31,496	0	0	0	0	-102	31,490
97 2014/2014 0100 Operation and Maintenance, Defense-Wide	0	0	0	-6	0	0	0	0	0	0	0	-6
97 2015/2015 0100 Operation and Maintenance, Defense-Wide	0	0	0	0	-19	-19	0	0	0	0	-19	-19
97 2017/2017 0100 Operation and Maintenance, Defense-Wide	0	0	0	0	-83	-102	0	0	0	0	-83	-102
97 2018/2018 0100 Operation and Maintenance, Defense-Wide	0	0	0	0	0	-3	0	0	0	0	0	-3
97 2019/2019 0100 Operation and Maintenance, Defense-Wide	0	0	0	0	0	31,620	0	0	0	0	0	31,620
DODIG Total	0	0	0	-4	622	8,461	0	0	2,155	16,702	2,777	25,159
97 2014/2014 0107 Office of the Inspector General, Defense	0	0	0	-15	0	0	0	0	0	0	0	-15
97 2015/2015 0107 Office of the Inspector General, Defense	0	0	0	11	0	0	0	0	0	1	0	12
97 2017/2017 0107 Office of the Inspector General, Defense	0	0	0	0	0	0	0	0	0	-1	0	-1
97 2018/2018 0107 Office of the Inspector General, Defense	0	0	0	0	0	550	0	0	0	1,190	0	1,740
97 2019/2019 0107 Office of the Inspector General, Defense	0	0	0	0	622	7,911	0	0	2,155	15,512	2,777	23,423
DSCA Total	0	0	0	0	31,425	300,425	0	0	0	0	31,425	300,425
97 2018/2019 0100 Operation and Maintenance, Defense-Wide	0	0	0	0	0	152,699	0	0	0	0	0	152,699
97 2018/2018 0100 Operation and Maintenance, Defense-Wide	0	0	0	0	0	13	0	0	0	0	0	13
97 2019/2020 0100 Operation and Maintenance, Defense-Wide	0	0	0	0	28,896	28,896	0	0	0	0	28,896	28,896
97 2019/2019 0100 Operation and Maintenance, Defense-Wide	0	0	0	0	2,529	118,817	0	0	0	0	2,529	118,817
DTRA Total	0	0	0	0	49,717	509,830	0	0	0	0	49,717	509,830
97 2017/2017 0100 Operation and Maintenance, Defense-Wide	0	0	0	0	0	-59	0	0	0	0	0	-59
97 2018/2018 0100 Operation and Maintenance, Defense-Wide	0	0	0	0	-6	-3,858	0	0	0	0	-6	-3,858
97 2019/2019 0100 Operation and Maintenance, Defense-Wide	0	0	0	0	12,651	304,058	0	0	0	0	12,651	304,058
97 2019/2021 0300 Procurement, Defense-Wide	0	0	0	0	0	5,534	0	0	0	0	0	5,534
97 2018/2019 0400 Research, Development, Test, and Evaluation, Defense-Wide	0	0	0	0	2,996	30,592	0	0	0	0	2,996	30,592
97 2019/2020 0400 Research, Development, Test, and Evaluation, Defense-Wide	0	0	0	0	28,841	162,942	0	0	0	0	28,841	162,942
97 2017/2019 2093 Joint Improvised Explosive Device Defeat Fund	0	0	0	0	5,235	10,621	0	0	0	0	5,235	10,621
JCS Total	0	0	0	0	423	4,889	0	0	0	5,140	423	10,029
97 2018/2018 0100 Operation and Maintenance, Defense-Wide	0	0	0	0	0	-541	0	0	0	369	0	-172
97 2019/2019 0100 Operation and Maintenance, Defense-Wide	0	0	0	0	423	5,430	0	0	0	4,771	423	10,201
OSD Total	0	0	0	0	1,452	12,050	0	0	0	0	1,452	12,050
97 2019/2019 0100 Operation and Maintenance, Defense-Wide	0	0	0	0	1,452	12,050	0	0	0	0	1,452	12,050
Other Total	0	0	-17	-889	11,013	345,995	0	0	16,470	599,798	27,466	944,904
97 2014/2014 0100 Operation and Maintenance, Defense-Wide	0	0	0	-748	0	0	0	0	0	0	0	-748
97 2015/2015 0100 Operation and Maintenance, Defense-Wide	0	0	0	0	-15	144	0	0	0	117	-15	261
97 2016/2016 0100 Operation and Maintenance, Defense-Wide	0	0	0	0	0	-1,960	0	0	0	4	0	-1,956
97 2017/2017 0100 Operation and Maintenance, Defense-Wide	0	0	0	0	0	113,534	0	0	-5	48,432	-5	161,966
97 2018/2018 0100 Operation and Maintenance, Defense-Wide	0	0	0	0	0	93,898	0	0	-221	265,050	-221	358,948
97 2019/2019 0100 Operation and Maintenance, Defense-Wide	0	0	0	0	7,738	96,296	0	0	16,528	233,382	24,266	329,678
97 2013/2015 0300 Procurement, Defense-Wide	0	0	-17	-62	0	0	0	0	0	0	-17	-62
97 2014/2016 0300 Procurement, Defense-Wide	0	0	0	-79	0	0	0	0	0	0	0	-79
97 2015/2017 0300 Procurement, Defense-Wide	0	0	0	0	0	748	0	0	0	0	0	748
97 2016/2018 0300 Procurement, Defense-Wide	0	0	0	0	0	748	0	0	0	0	0	748

COST OF WAR
Obligations by Component, Appropriation and Operation
Fiscal Year 2007 - 2019
(Amounts in Thousands)
As of September 30, 2019

Appropriation	Operation New Dawn (OND) / Post-OND Iraq Activities		Operation Enduring Freedom		Operation Freedom's Sentinel		Operation Noble Eagle		Operation Inherent Resolve		Summary	
	Obligations September 2019	Obligations Year to Date	Obligations September 2019	Obligations Year to Date	Obligations September 2019	Obligations Year to Date	Obligations September 2019	Obligations Year to Date	Obligations September 2019	Obligations Year to Date	Obligations September 2019	Obligations Year to Date
97 2017/2019 0300 Procurement, Defense-Wide	0	0	0	0	3,277	13,096	0	0	0	0	3,277	13,096
97 2018/2020 0300 Procurement, Defense-Wide	0	0	0	0	8	2,335	0	0	0	1,500	8	3,835
97 2019/2021 0300 Procurement, Defense-Wide	0	0	0	0	5	472	0	0	0	1,500	5	1,972
97 2016/2017 0400 Research, Development, Test, and Evaluation, Defense-Wide	0	0	0	0	0	215	0	0	0	0	0	215
97 2017/2018 0400 Research, Development, Test, and Evaluation, Defense-Wide	0	0	0	0	0	26,469	0	0	0	18,922	0	45,391
97 2018/2019 0400 Research, Development, Test, and Evaluation, Defense-Wide	0	0	0	0	0	0	0	0	15	14,231	15	14,231
97 2019/2020 0400 Research, Development, Test, and Evaluation, Defense-Wide	0	0	0	0	0	0	0	0	153	16,660	153	16,660
SOCOM Total	-2	-5	-340	-498,341	702,720	1,862,266	0	0	14,191	282,403	716,569	1,646,323
97 2014/2014 0100 Operation and Maintenance, Defense-Wide	-1	0	0	-67,699	0	0	0	0	0	0	-1	-67,699
97 2015/2015 0100 Operation and Maintenance, Defense-Wide	-1	-5	-44	-426,178	0	2,471	0	0	0	0	-45	-423,712
97 2016/2016 0100 Operation and Maintenance, Defense-Wide	0	0	0	0	-7	-629,333	0	0	0	0	-7	-629,333
97 2017/2017 0100 Operation and Maintenance, Defense-Wide	0	0	0	0	-486	-722,254	0	0	-1	281	-487	-721,973
97 2018/2018 0100 Operation and Maintenance, Defense-Wide	0	0	0	0	-813	-819,548	0	0	0	-104	-813	-819,652
97 2019/2019 0100 Operation and Maintenance, Defense-Wide	0	0	0	0	633,733	3,399,362	0	0	14,280	282,314	648,013	3,681,676
97 2012/2014 0300 Procurement, Defense-Wide	0	0	-193	-1,035	0	0	0	0	0	0	-193	-1,035
97 2014/2016 0300 Procurement, Defense-Wide	0	0	-3	-3	0	0	0	0	0	0	-3	-3
97 2015/2017 0300 Procurement, Defense-Wide	0	0	-15	-3,165	0	0	0	0	0	0	-15	-3,165
97 2016/2018 0300 Procurement, Defense-Wide	0	0	0	0	-219	-219	0	0	0	0	-219	-219
97 2017/2019 0300 Procurement, Defense-Wide	0	0	0	0	1,307	8,149	0	0	0	0	1,307	8,149
97 2018/2020 0300 Procurement, Defense-Wide	0	0	0	0	47,290	203,129	0	0	0	0	47,290	203,129
97 2019/2021 0300 Procurement, Defense-Wide	0	0	0	0	19,621	398,523	0	0	0	0	19,621	398,523
97 2013/2014 0400 Research, Development, Test, and Evaluation, Defense-Wide	0	0	-85	-85	0	0	0	0	0	0	-85	-85
97 2014/2015 0400 Research, Development, Test, and Evaluation, Defense-Wide	0	0	0	-176	0	0	0	0	0	0	0	-176
97 2015/2016 0400 Research, Development, Test, and Evaluation, Defense-Wide	0	0	0	0	0	0	0	0	-88	-88	-88	-88
97 2018/2019 0400 Research, Development, Test, and Evaluation, Defense-Wide	0	0	0	0	18	18	0	0	0	0	18	18
97 2019/2020 0400 Research, Development, Test, and Evaluation, Defense-Wide	0	0	0	0	2,276	21,968	0	0	0	0	2,276	21,968
WHS Total	0	0	0	0	1,897	2,403	0	0	0	0	1,897	2,403
97 2019/2019 0100 Operation and Maintenance, Defense-Wide	0	0	0	0	1,897	2,403	0	0	0	0	1,897	2,403

**Military Personnel Subsidiary Report
(Cost Breakdown Structure)**

COST OF WAR
Military Personnel (MILPERS) Summary Execution by Operation and Cost Breakdown Structure (CBS)
Fiscal Year 2007 - 2019
(Amounts in Thousands)
As of September 30, 2019

CBS Summary	Operation New Dawn (OND) / Post-OND Iraq Activities		Operation Enduring Freedom		Operation Freedom's Sentinel		Operation Noble Eagle		Operation Inherent Resolve		Summary	
	Obligations Year to Date	Disbursements Year to Date	Obligations Year to Date	Disbursements Year to Date	Obligations Year to Date	Disbursements Year to Date	Obligations Year to Date	Disbursements Year to Date	Obligations Year to Date	Disbursements Year to Date	Obligations Year to Date	Disbursements Year to Date
MILPERS CBS Summary Total	0	0	-8,005	-85	4,023,788	4,011,752	62,966	62,966	465,664	465,620	4,544,413	4,540,253
1.0 Personnel Costs	0	0	-8,005	-85	4,023,788	4,011,752	62,966	62,966	465,664	465,620	4,544,413	4,540,253
1.1.1 Reserve Components Called To Active Duty	0	0	0	0	3,159,173	3,159,173	62,068	62,068	355,268	355,268	3,576,509	3,576,509
1.1.2 Imminent Danger or Hostile Fire Pay	0	0	0	0	49,975	49,969	0	0	22,295	22,295	72,270	72,264
1.1.3 Family Separation Allowance	0	0	0	0	89,546	89,514	757	757	20,339	20,339	110,642	110,610
1.1.4 Hardship Duty Pay	0	0	0	0	66,851	66,841	0	0	13,478	13,478	80,329	80,319
1.1.5 Subsistence	0	0	0	0	369,125	369,125	141	141	47,831	47,831	417,097	417,097
1.1.6 Reserve Components Predeployment Training	0	0	-8,005	-85	213,754	202,738	0	0	35	33	205,784	202,686
1.1.7 Other Military Personnel (Special Pay)	0	0	0	0	75,364	74,392	0	0	6,418	6,376	81,782	80,768
1.0 Personnel Sub-Total	0	0	-8,005	-85	4,023,788	4,011,752	62,966	62,966	465,664	465,620	4,544,413	4,540,253

COST OF WAR
Military Personnel (MILPERS) Summary Execution by Operation, Component, and Cost Breakdown Structure (CBS)
Fiscal Year 2007 - 2019
(Amounts in Thousands)
As of September 30, 2019

Component	Operation New Dawn (OND) / Post-OND Iraq Activities		Operation Enduring Freedom		Operation Freedom's Sentinel		Operation Noble Eagle		Operation Inherent Resolve		Summary	
	Obligations Year To Date	Disbursements Year To Date	Obligations Year To Date	Disbursements Year To Date	Obligations Year To Date	Disbursements Year To Date	Obligations Year To Date	Disbursements Year To Date	Obligations Year To Date	Disbursements Year To Date	Obligations Year To Date	Disbursements Year To Date
Grand Total	0	0	-8,005	-85	4,023,788	4,011,752	62,966	62,966	465,664	465,620	4,544,413	4,540,253
Army Total	0	0	-499	-85	2,748,445	2,746,042	40,359	40,359	236,371	236,371	3,024,676	3,022,687
1.1.1 Reserve Components Called To Active Duty	0	0	0	0	2,158,672	2,158,672	39,830	39,830	174,180	174,180	2,372,682	2,372,682
1.1.2 Imminent Danger or Hostile Fire Pay	0	0	0	0	23,825	23,825	0	0	15,811	15,811	39,636	39,636
1.1.3 Family Separation Allowance	0	0	0	0	49,085	49,085	529	529	14,077	14,077	63,691	63,691
1.1.4 Hardship Duty Pay	0	0	0	0	44,548	44,548	0	0	8,617	8,617	53,165	53,165
1.1.5 Subsistence	0	0	0	0	262,218	262,218	0	0	20,772	20,772	282,990	282,990
1.1.6 Reserve Components Predeployment Training	0	0	-499	-85	174,516	172,113	0	0	0	0	174,017	172,028
1.1.7 Other Military Personnel (Special Pay)	0	0	0	0	35,581	35,581	0	0	2,914	2,914	38,495	38,495
1.0 Personnel Sub-Total	0	0	-499	-85	2,748,445	2,746,042	40,359	40,359	236,371	236,371	3,024,676	3,022,687
Navy/Marine Corps Total	0	0	0	0	476,551	473,496	0	0	44,211	44,167	520,762	517,663
Navy Total	0	0	0	0	372,409	370,424	0	0	13,502	13,458	385,911	383,882
1.1.1 Reserve Components Called To Active Duty	0	0	0	0	276,816	276,816	0	0	11,533	11,533	288,349	288,349
1.1.2 Imminent Danger or Hostile Fire Pay	0	0	0	0	6,947	6,947	0	0	296	296	7,243	7,243
1.1.3 Family Separation Allowance	0	0	0	0	20,203	20,203	0	0	846	846	21,049	21,049
1.1.4 Hardship Duty Pay	0	0	0	0	5,097	5,097	0	0	212	212	5,309	5,309
1.1.5 Subsistence	0	0	0	0	22,046	22,046	0	0	0	0	22,046	22,046
1.1.6 Reserve Components Predeployment Training	0	0	0	0	11,683	10,670	0	0	35	33	11,718	10,703
1.1.7 Other Military Personnel (Special Pay)	0	0	0	0	29,617	28,645	0	0	580	538	30,197	29,183
1.0 Personnel Sub-Total	0	0	0	0	372,409	370,424	0	0	13,502	13,458	385,911	383,882
Marine Corps Total	0	0	0	0	104,142	103,072	0	0	30,709	30,709	134,851	133,781
1.1.1 Reserve Components Called To Active Duty	0	0	0	0	88,165	88,165	0	0	28,449	28,449	116,614	116,614
1.1.2 Imminent Danger or Hostile Fire Pay	0	0	0	0	4,117	4,111	0	0	902	902	5,019	5,013
1.1.3 Family Separation Allowance	0	0	0	0	6,677	6,645	0	0	753	753	7,430	7,398
1.1.4 Hardship Duty Pay	0	0	0	0	4,161	4,151	0	0	605	605	4,766	4,756
1.1.6 Reserve Components Predeployment Training	0	0	0	0	1,022	0	0	0	0	0	1,022	0
1.0 Personnel Sub-Total	0	0	0	0	104,142	103,072	0	0	30,709	30,709	134,851	133,781
Air Force Total	0	0	-7,506	0	798,792	792,214	22,607	22,607	185,082	185,082	998,975	999,903
1.1.1 Reserve Components Called To Active Duty	0	0	0	0	635,520	635,520	22,238	22,238	141,106	141,106	798,864	798,864
1.1.2 Imminent Danger or Hostile Fire Pay	0	0	0	0	15,086	15,086	0	0	5,286	5,286	20,372	20,372
1.1.3 Family Separation Allowance	0	0	0	0	13,581	13,581	228	228	4,663	4,663	18,472	18,472
1.1.4 Hardship Duty Pay	0	0	0	0	13,045	13,045	0	0	4,044	4,044	17,089	17,089
1.1.5 Subsistence	0	0	0	0	84,861	84,861	141	141	27,059	27,059	112,061	112,061
1.1.6 Reserve Components Predeployment Training	0	0	-7,506	0	26,533	19,955	0	0	0	0	19,027	19,955
1.1.7 Other Military Personnel (Special Pay)	0	0	0	0	10,166	10,166	0	0	2,924	2,924	13,090	13,090
1.0 Personnel Sub-Total	0	0	-7,506	0	798,792	792,214	22,607	22,607	185,082	185,082	998,975	999,903

COST OF WAR
Military Personnel (MILPERS) Summary Execution by Operation, Component, Appropriation and Cost Breakdown Structure (CBS)
Fiscal Year 2007 - 2019
(Amounts in Thousands)
As of September 30, 2019

Component and Appropriation	Operation New Dawn (OND) / Post-OND Iraq Activities		Operation Enduring Freedom		Operation Freedom's Sentinel		Operation Noble Eagle		Operation Inherent Resolve		Summary	
	Obligations Year to Date	Disbursements Year to Date	Obligations Year to Date	Disbursements Year to Date	Obligations Year to Date	Disbursements Year to Date	Obligations Year to Date	Disbursements Year to Date	Obligations Year to Date	Disbursements Year to Date	Obligations Year to Date	Disbursements Year to Date
Grand Total	0	0	-8,005	-85	4,023,788	4,011,752	62,966	62,966	465,664	465,620	4,544,413	4,540,253
Army Total	0	0	-499	-85	2,748,445	2,746,042	40,359	40,359	236,371	236,371	3,024,676	3,022,687
Army Active Total	0	0	0	0	2,573,929	2,573,929	40,359	40,359	236,371	236,371	2,850,659	2,850,659
Military Personnel, Army												
1.1.1 Reserve Components Called To Active Duty	0	0	0	0	2,158,672	2,158,672	39,830	39,830	174,180	174,180	2,372,682	2,372,682
1.1.2 Imminent Danger or Hostile Fire Pay	0	0	0	0	23,825	23,825	0	0	15,811	15,811	39,636	39,636
1.1.3 Family Separation Allowance	0	0	0	0	49,085	49,085	529	529	14,077	14,077	63,691	63,691
1.1.4 Hardship Duty Pay	0	0	0	0	44,548	44,548	0	0	8,617	8,617	53,165	53,165
1.1.5 Subsistence	0	0	0	0	262,218	262,218	0	0	20,772	20,772	282,990	282,990
1.1.7 Other Military Personnel (Special Pay)	0	0	0	0	35,581	35,581	0	0	2,914	2,914	38,495	38,495
1.0 Personnel Sub-Total	0	0	0	0	2,573,929	2,573,929	40,359	40,359	236,371	236,371	2,850,659	2,850,659
Army Reserve Total	0	0	-396	-63	22,371	21,568	0	0	0	0	21,975	21,505
Reserve Personnel, Army												
1.1.6 Reserve Components Predeployment Training	0	0	-396	-63	22,371	21,568	0	0	0	0	21,975	21,505
1.0 Personnel Sub-Total	0	0	-396	-63	22,371	21,568	0	0	0	0	21,975	21,505
Army National Guard Total	0	0	-103	-22	152,145	150,545	0	0	0	0	152,042	150,523
National Guard Personnel, Army												
1.1.6 Reserve Components Predeployment Training	0	0	-103	-22	152,145	150,545	0	0	0	0	152,042	150,523
1.0 Personnel Sub-Total	0	0	-103	-22	152,145	150,545	0	0	0	0	152,042	150,523
Navy/Marine Corps Total	0	0	0	0	476,551	473,496	0	0	44,211	44,167	520,762	517,663
Navy Total	0	0	0	0	372,409	370,424	0	0	13,502	13,458	385,911	383,882
Navy Active Total	0	0	0	0	360,726	359,754	0	0	13,467	13,425	374,193	373,179
Military Personnel, Navy												
1.1.1 Reserve Components Called To Active Duty	0	0	0	0	276,816	276,816	0	0	11,533	11,533	288,349	288,349
1.1.2 Imminent Danger or Hostile Fire Pay	0	0	0	0	6,947	6,947	0	0	296	296	7,243	7,243
1.1.3 Family Separation Allowance	0	0	0	0	20,203	20,203	0	0	846	846	21,049	21,049
1.1.4 Hardship Duty Pay	0	0	0	0	5,097	5,097	0	0	212	212	5,309	5,309
1.1.5 Subsistence	0	0	0	0	22,046	22,046	0	0	0	0	22,046	22,046
1.1.7 Other Military Personnel (Special Pay)	0	0	0	0	29,617	28,645	0	0	580	538	30,197	29,183
1.0 Personnel Sub-Total	0	0	0	0	360,726	359,754	0	0	13,467	13,425	374,193	373,179
Navy Reserve Total	0	0	0	0	11,683	10,670	0	0	35	33	11,718	10,703
Reserve Personnel, Navy												
1.1.6 Reserve Components Predeployment Training	0	0	0	0	11,683	10,670	0	0	35	33	11,718	10,703
1.0 Personnel Sub-Total	0	0	0	0	11,683	10,670	0	0	35	33	11,718	10,703
Marine Corps Total	0	0	0	0	104,142	103,072	0	0	30,709	30,709	134,851	133,781
Marine Corps Active Total	0	0	0	0	103,072	103,072	0	0	30,709	30,709	133,781	133,781
Military Personnel, Marine Corps												
1.1.1 Reserve Components Called To Active Duty	0	0	0	0	88,165	88,165	0	0	28,449	28,449	116,614	116,614
1.1.2 Imminent Danger or Hostile Fire Pay	0	0	0	0	4,111	4,111	0	0	902	902	5,013	5,013
1.1.3 Family Separation Allowance	0	0	0	0	6,645	6,645	0	0	753	753	7,398	7,398
1.1.4 Hardship Duty Pay	0	0	0	0	4,151	4,151	0	0	605	605	4,756	4,756
1.0 Personnel Sub-Total	0	0	0	0	103,072	103,072	0	0	30,709	30,709	133,781	133,781
Marine Corps Reserve Total	0	0	0	0	1,070	0	0	0	0	0	1,070	0
Reserve Personnel, Marine Corps												
1.1.2 Imminent Danger or Hostile Fire Pay	0	0	0	0	6	0	0	0	0	0	6	0
1.1.3 Family Separation Allowance	0	0	0	0	32	0	0	0	0	0	32	0
1.1.4 Hardship Duty Pay	0	0	0	0	10	0	0	0	0	0	10	0
1.1.6 Reserve Components Predeployment Training	0	0	0	0	1,022	0	0	0	0	0	1,022	0

COST OF WAR
Military Personnel (MILPERS) Summary Execution by Operation, Component, Appropriation and Cost Breakdown Structure (CBS)
Fiscal Year 2007 - 2019
(Amounts in Thousands)
As of September 30, 2019

Component and Appropriation	Operation New Dawn (OND) / Post-OND Iraq Activities		Operation Enduring Freedom		Operation Freedom's Sentinel		Operation Noble Eagle		Operation Inherent Resolve		Summary	
	Obligations Year to Date	Disbursements Year to Date	Obligations Year to Date	Disbursements Year to Date	Obligations Year to Date	Disbursements Year to Date	Obligations Year to Date	Disbursements Year to Date	Obligations Year to Date	Disbursements Year to Date	Obligations Year to Date	Disbursements Year to Date
1.0 Personnel Sub-Total	0	0	0	0	1,070	0	0	0	0	0	1,070	0
Air Force Total	0	0	-7,506	0	798,792	792,214	22,607	22,607	185,082	185,082	998,975	999,903
Air Force Active Total	0	0	0	0	772,259	772,259	22,607	22,607	185,082	185,082	979,948	979,948
Military Personnel, Air Force												
1.1.1 Reserve Components Called To Active Duty	0	0	0	0	635,520	635,520	22,238	22,238	141,106	141,106	798,864	798,864
1.1.2 Imminent Danger or Hostile Fire Pay	0	0	0	0	15,086	15,086	0	0	5,286	5,286	20,372	20,372
1.1.3 Family Separation Allowance	0	0	0	0	13,581	13,581	228	228	4,663	4,663	18,472	18,472
1.1.4 Hardship Duty Pay	0	0	0	0	13,045	13,045	0	0	4,044	4,044	17,089	17,089
1.1.5 Subsistence	0	0	0	0	84,861	84,861	141	141	27,059	27,059	112,061	112,061
1.1.7 Other Military Personnel (Special Pay)	0	0	0	0	10,166	10,166	0	0	2,924	2,924	13,090	13,090
1.0 Personnel Sub-Total	0	0	0	0	772,259	772,259	22,607	22,607	185,082	185,082	979,948	979,948
Air Force Reserve Total	0	0	-7,506	0	21,076	15,018	0	0	0	0	13,570	15,018
Reserve Personnel, Air Force												
1.1.6 Reserve Components Predeployment Training	0	0	-7,506	0	21,076	15,018	0	0	0	0	13,570	15,018
1.0 Personnel Sub-Total	0	0	-7,506	0	21,076	15,018	0	0	0	0	13,570	15,018
Air Force National Guard Total	0	0	0	0	5,457	4,937	0	0	0	0	5,457	4,937
National Guard Personnel, Air Force												
1.1.6 Reserve Components Predeployment Training	0	0	0	0	5,457	4,937	0	0	0	0	5,457	4,937
1.0 Personnel Sub-Total	0	0	0	0	5,457	4,937	0	0	0	0	5,457	4,937

COST OF WAR
Military Personnel (MILPERS) Summary Execution by Operation and Cost Breakdown Structure (CBS)
Beginning Fiscal Year - 2019
(Amounts in Thousands)
As of September 30, 2019

CBS Summary	Operation Freedom's Sentinel		Operation Noble Eagle		Operation Inherent Resolve		Summary	
	Obligations Year to Date	Disbursements Year to Date	Obligations Year to Date	Disbursements Year to Date	Obligations Year to Date	Disbursements Year to Date	Obligations Year to Date	Disbursements Year to Date
MILPERS CBS Summary Total	4,031,808	4,008,662	62,966	62,966	465,664	465,620	4,560,438	4,537,248
1.0 Personnel Costs	4,031,808	4,008,662	62,966	62,966	465,664	465,620	4,560,438	4,537,248
1.1.1 Reserve Components Called To Active Duty	3,159,173	3,159,173	62,068	62,068	355,268	355,268	3,576,509	3,576,509
1.1.2 Imminent Danger or Hostile Fire Pay	49,975	49,969	0	0	22,295	22,295	72,270	72,264
1.1.3 Family Separation Allowance	89,546	89,514	757	757	20,339	20,339	110,642	110,610
1.1.4 Hardship Duty Pay	66,851	66,841	0	0	13,478	13,478	80,329	80,319
1.1.5 Subsistence	369,125	369,125	141	141	47,831	47,831	417,097	417,097
1.1.6 Reserve Components Predeployment Training	221,774	199,648	0	0	35	33	221,809	199,681
1.1.7 Other Military Personnel (Special Pay)	75,364	74,392	0	0	6,418	6,376	81,782	80,768
1.0 Personnel Sub-Total	4,031,808	4,008,662	62,966	62,966	465,664	465,620	4,560,438	4,537,248

COST OF WAR
Military Personnel (MILPERS) Summary Execution by Operation, Component, and Cost Breakdown Structure (CBS)
Beginning Fiscal Year - 2019
(Amounts in Thousands)
As of September 30, 2019

Component	Operation Freedom's Sentinel		Operation Noble Eagle		Operation Inherent Resolve		Summary	
	Obligations Year To Date	Disbursements Year To Date	Obligations Year To Date	Disbursements Year To Date	Obligations Year To Date	Disbursements Year To Date	Obligations Year To Date	Disbursements Year To Date
Grand Total	4,031,808	4,008,662	62,966	62,966	465,664	465,620	4,560,438	4,537,248
Army Total	2,757,015	2,743,282	40,359	40,359	236,371	236,371	3,033,745	3,020,012
1.1.1 Reserve Components Called To Active Duty	2,158,672	2,158,672	39,830	39,830	174,180	174,180	2,372,682	2,372,682
1.1.2 Imminent Danger or Hostile Fire Pay	23,825	23,825	0	0	15,811	15,811	39,636	39,636
1.1.3 Family Separation Allowance	49,085	49,085	529	529	14,077	14,077	63,691	63,691
1.1.4 Hardship Duty Pay	44,548	44,548	0	0	8,617	8,617	53,165	53,165
1.1.5 Subsistence	262,218	262,218	0	0	20,772	20,772	282,990	282,990
1.1.6 Reserve Components Predeployment Training	183,086	169,353	0	0	0	0	183,086	169,353
1.1.7 Other Military Personnel (Special Pay)	35,581	35,581	0	0	2,914	2,914	38,495	38,495
1.0 Personnel Sub-Total	2,757,015	2,743,282	40,359	40,359	236,371	236,371	3,033,745	3,020,012
Navy/Marine Corps Total	476,551	473,496	0	0	44,211	44,167	520,762	517,663
Navy Total	372,409	370,424	0	0	13,502	13,458	385,911	383,882
1.1.1 Reserve Components Called To Active Duty	276,816	276,816	0	0	11,533	11,533	288,349	288,349
1.1.2 Imminent Danger or Hostile Fire Pay	6,947	6,947	0	0	296	296	7,243	7,243
1.1.3 Family Separation Allowance	20,203	20,203	0	0	846	846	21,049	21,049
1.1.4 Hardship Duty Pay	5,097	5,097	0	0	212	212	5,309	5,309
1.1.5 Subsistence	22,046	22,046	0	0	0	0	22,046	22,046
1.1.6 Reserve Components Predeployment Training	11,683	10,670	0	0	35	33	11,718	10,703
1.1.7 Other Military Personnel (Special Pay)	29,617	28,645	0	0	580	538	30,197	29,183
1.0 Personnel Sub-Total	372,409	370,424	0	0	13,502	13,458	385,911	383,882
Marine Corps Total	104,142	103,072	0	0	30,709	30,709	134,851	133,781
1.1.1 Reserve Components Called To Active Duty	88,165	88,165	0	0	28,449	28,449	116,614	116,614
1.1.2 Imminent Danger or Hostile Fire Pay	4,117	4,111	0	0	902	902	5,019	5,013
1.1.3 Family Separation Allowance	6,677	6,645	0	0	753	753	7,430	7,398
1.1.4 Hardship Duty Pay	4,161	4,151	0	0	605	605	4,766	4,756
1.1.6 Reserve Components Predeployment Training	1,022	0	0	0	0	0	1,022	0
1.0 Personnel Sub-Total	104,142	103,072	0	0	30,709	30,709	134,851	133,781
Air Force Total	798,242	791,884	22,607	22,607	185,082	185,082	1,005,931	999,573
1.1.1 Reserve Components Called To Active Duty	635,520	635,520	22,238	22,238	141,106	141,106	798,864	798,864
1.1.2 Imminent Danger or Hostile Fire Pay	15,086	15,086	0	0	5,286	5,286	20,372	20,372
1.1.3 Family Separation Allowance	13,581	13,581	228	228	4,663	4,663	18,472	18,472
1.1.4 Hardship Duty Pay	13,045	13,045	0	0	4,044	4,044	17,089	17,089
1.1.5 Subsistence	84,861	84,861	141	141	27,059	27,059	112,061	112,061
1.1.6 Reserve Components Predeployment Training	25,983	19,625	0	0	0	0	25,983	19,625
1.1.7 Other Military Personnel (Special Pay)	10,166	10,166	0	0	2,924	2,924	13,090	13,090
1.0 Personnel Sub-Total	798,242	791,884	22,607	22,607	185,082	185,082	1,005,931	999,573

COST OF WAR
Military Personnel (MILPERS) Summary Execution by Operation, Component, Appropriation and Cost Breakdown Structure (CBS)
Beginning Fiscal Year - 2019
(Amounts in Thousands)
As of September 30, 2019

Component and Appropriation	Operation Freedom's Sentinel		Operation Noble Eagle		Operation Inherent Resolve		Summary	
	Obligations Year to Date	Disbursements Year to Date	Obligations Year to Date	Disbursements Year to Date	Obligations Year to Date	Disbursements Year to Date	Obligations Year to Date	Disbursements Year to Date
Grand Total	4,031,808	4,008,662	62,966	62,966	465,664	465,620	4,560,438	4,537,248
Army Total	2,757,015	2,743,282	40,359	40,359	236,371	236,371	3,033,745	3,020,012
Army Active Total	2,573,929	2,573,929	40,359	40,359	236,371	236,371	2,850,659	2,850,659
Military Personnel, Army								
1.1.1 Reserve Components Called To Active Duty	2,158,672	2,158,672	39,830	39,830	174,180	174,180	2,372,682	2,372,682
1.1.2 Imminent Danger or Hostile Fire Pay	23,825	23,825	0	0	15,811	15,811	39,636	39,636
1.1.3 Family Separation Allowance	49,085	49,085	529	529	14,077	14,077	63,691	63,691
1.1.4 Hardship Duty Pay	44,548	44,548	0	0	8,617	8,617	53,165	53,165
1.1.5 Subsistence	262,218	262,218	0	0	20,772	20,772	282,990	282,990
1.1.7 Other Military Personnel (Special Pay)	35,581	35,581	0	0	2,914	2,914	38,495	38,495
1.0 Personnel Sub-Total	2,573,929	2,573,929	40,359	40,359	236,371	236,371	2,850,659	2,850,659
Army Reserve Total	22,721	19,998	0	0	0	0	22,721	19,998
Reserve Personnel, Army								
1.1.6 Reserve Components Predeployment Training	22,721	19,998	0	0	0	0	22,721	19,998
1.0 Personnel Sub-Total	22,721	19,998	0	0	0	0	22,721	19,998
Army National Guard Total	160,365	149,355	0	0	0	0	160,365	149,355
National Guard Personnel, Army								
1.1.6 Reserve Components Predeployment Training	160,365	149,355	0	0	0	0	160,365	149,355
1.0 Personnel Sub-Total	160,365	149,355	0	0	0	0	160,365	149,355
Navy/Marine Corps Total	476,551	473,496	0	0	44,211	44,167	520,762	517,663
Navy Total	372,409	370,424	0	0	13,502	13,458	385,911	383,882
Navy Active Total	360,726	359,754	0	0	13,467	13,425	374,193	373,179
Military Personnel, Navy								
1.1.1 Reserve Components Called To Active Duty	276,816	276,816	0	0	11,533	11,533	288,349	288,349
1.1.2 Imminent Danger or Hostile Fire Pay	6,947	6,947	0	0	296	296	7,243	7,243
1.1.3 Family Separation Allowance	20,203	20,203	0	0	846	846	21,049	21,049
1.1.4 Hardship Duty Pay	5,097	5,097	0	0	212	212	5,309	5,309
1.1.5 Subsistence	22,046	22,046	0	0	0	0	22,046	22,046
1.1.7 Other Military Personnel (Special Pay)	29,617	28,645	0	0	580	538	30,197	29,183
1.0 Personnel Sub-Total	360,726	359,754	0	0	13,467	13,425	374,193	373,179
Navy Reserve Total	11,683	10,670	0	0	35	33	11,718	10,703
Reserve Personnel, Navy								
1.1.6 Reserve Components Predeployment Training	11,683	10,670	0	0	35	33	11,718	10,703

COST OF WAR
Military Personnel (MILPERS) Summary Execution by Operation, Component, Appropriation and Cost Breakdown Structure (CBS)
Beginning Fiscal Year - 2019
(Amounts in Thousands)
As of September 30, 2019

Component and Appropriation	Operation Freedom's Sentinel		Operation Noble Eagle		Operation Inherent Resolve		Summary	
	Obligations Year to Date	Disbursements Year to Date	Obligations Year to Date	Disbursements Year to Date	Obligations Year to Date	Disbursements Year to Date	Obligations Year to Date	Disbursements Year to Date
1.0 Personnel Sub-Total	11,683	10,670	0	0	35	33	11,718	10,703
Marine Corps Total	104,142	103,072	0	0	30,709	30,709	134,851	133,781
Marine Corps Active Total	103,072	103,072	0	0	30,709	30,709	133,781	133,781
Military Personnel, Marine Corps								
1.1.1 Reserve Components Called To Active Duty	88,165	88,165	0	0	28,449	28,449	116,614	116,614
1.1.2 Imminent Danger or Hostile Fire Pay	4,111	4,111	0	0	902	902	5,013	5,013
1.1.3 Family Separation Allowance	6,645	6,645	0	0	753	753	7,398	7,398
1.1.4 Hardship Duty Pay	4,151	4,151	0	0	605	605	4,756	4,756
1.0 Personnel Sub-Total	103,072	103,072	0	0	30,709	30,709	133,781	133,781
Marine Corps Reserve Total	1,070	0	0	0	0	0	1,070	0
Reserve Personnel, Marine Corps								
1.1.2 Imminent Danger or Hostile Fire Pay	6	0	0	0	0	0	6	0
1.1.3 Family Separation Allowance	32	0	0	0	0	0	32	0
1.1.4 Hardship Duty Pay	10	0	0	0	0	0	10	0
1.1.6 Reserve Components Predeployment Training	1,022	0	0	0	0	0	1,022	0
1.0 Personnel Sub-Total	1,070	0	0	0	0	0	1,070	0
Air Force Total	798,242	791,884	22,607	22,607	185,082	185,082	1,005,931	999,573
Air Force Active Total	772,259	772,259	22,607	22,607	185,082	185,082	979,948	979,948
Military Personnel, Air Force								
1.1.1 Reserve Components Called To Active Duty	635,520	635,520	22,238	22,238	141,106	141,106	798,864	798,864
1.1.2 Imminent Danger or Hostile Fire Pay	15,086	15,086	0	0	5,286	5,286	20,372	20,372
1.1.3 Family Separation Allowance	13,581	13,581	228	228	4,663	4,663	18,472	18,472
1.1.4 Hardship Duty Pay	13,045	13,045	0	0	4,044	4,044	17,089	17,089
1.1.5 Subsistence	84,861	84,861	141	141	27,059	27,059	112,061	112,061
1.1.7 Other Military Personnel (Special Pay)	10,166	10,166	0	0	2,924	2,924	13,090	13,090
1.0 Personnel Sub-Total	772,259	772,259	22,607	22,607	185,082	185,082	979,948	979,948
Air Force Reserve Total	21,076	15,018	0	0	0	0	21,076	15,018
Reserve Personnel, Air Force								
1.1.6 Reserve Components Predeployment Training	21,076	15,018	0	0	0	0	21,076	15,018
1.0 Personnel Sub-Total	21,076	15,018	0	0	0	0	21,076	15,018
Air Force National Guard Total	4,907	4,607	0	0	0	0	4,907	4,607
National Guard Personnel, Air Force								
1.1.6 Reserve Components Predeployment Training	4,907	4,607	0	0	0	0	4,907	4,607

COST OF WAR
Military Personnel (MILPERS) Summary Execution by Operation, Component, Appropriation and Cost Breakdown Structure (CBS)
Beginning Fiscal Year - 2019
(Amounts in Thousands)
As of September 30, 2019

Component and Appropriation	Operation Freedom's Sentinel		Operation Noble Eagle		Operation Inherent Resolve		Summary	
	Obligations Year to Date	Disbursements Year to Date	Obligations Year to Date	Disbursements Year to Date	Obligations Year to Date	Disbursements Year to Date	Obligations Year to Date	Disbursements Year to Date
1.0 Personnel Sub-Total	4,907	4,607	0	0	0	0	4,907	4,607

**Operation and Maintenance Subsidiary Report
(Cost Breakdown Structure)**

COST OF WAR
Operation and Maintenance (O&M) Summary Execution by Operation and Cost Breakdown Structure (CBS)
Fiscal Year 2007 - 2019
(Amounts in Thousands)
As of September 30, 2019

CBS Summary	Operation New Dawn (OND) / Post-OND Iraq Activities		Operation Enduring Freedom		Operation Freedom's Sentinel		Operation Noble Eagle		Operation Inherent Resolve		Summary	
	Obligations Year to Date	Disbursements Year to Date	Obligations Year to Date	Disbursements Year to Date	Obligations Year to Date	Disbursements Year to Date	Obligations Year to Date	Disbursements Year to Date	Obligations Year to Date	Disbursements Year to Date	Obligations Year to Date	Disbursements Year to Date
O&M CBS Summary Total	-287,359	131,811	-1,623,823	-157,444	31,064,730	28,328,556	75,678	74,134	5,507,429	5,106,850	34,736,655	33,483,907
1.0 Personnel Costs	-437	9,165	-738	21,561	242,011	221,410	8,058	7,980	34,452	30,941	283,346	291,057
2.0 Personnel Support Costs	-3,087	513	-147,126	-108,175	1,616,428	1,457,496	20,749	19,869	247,554	244,070	1,734,518	1,613,773
3.0 Operating Support Costs	56,696	121,780	-894,119	-23,474	22,493,998	20,063,787	43,493	43,770	5,058,156	4,536,438	26,758,224	24,742,301
4.0 Transportation Costs	-340,531	353	-561,367	-73,628	3,140,505	3,006,383	3,378	2,515	182,248	235,334	2,424,233	3,170,957
5.0 Working Capital Fund Support Costs	0	0	4,048	3,979	6,802	6,459	0	0	0	0	10,850	10,438
6.0 Investment Costs	0	0	0	0	313	1	0	0	0	0	313	1
7.0 Other Support Costs	0	0	-24,521	22,293	3,564,673	3,573,020	0	0	-14,981	60,067	3,525,171	3,655,380
1.1.5 Subsistence	0	0	-6	143	0	0	0	0	0	0	-6	143
1.1.7 Other Military Personnel (Special Pay)	0	0	0	4	0	0	0	0	0	0	0	4
1.2.1 Civilian Premium Pay	34	9,165	278	21,667	159,412	148,915	451	504	16,241	15,125	176,416	195,376
1.2.2 Civilian Temporary Hires	-471	0	-1,002	-245	82,599	72,495	7,607	7,476	18,211	15,816	106,944	95,542
1.2.3 MRAP Vehicles	0	0	-8	-8	0	0	0	0	0	0	-8	-8
1.0 Personnel Sub-Total	-437	9,165	-738	21,561	242,011	221,410	8,058	7,980	34,452	30,941	283,346	291,057
2.1 Temporary Duty (TDY)/Additional Duty (TAD)	-100	513	-25,955	-15,011	681,310	661,635	20,582	19,638	92,870	87,786	768,707	754,561
2.2 Clothing and Other Personnel Equipment & Supplies	-1	0	-5,330	3,281	484,924	336,243	0	0	3,161	1,972	482,754	341,496
2.2.1 Organizational Clothing	0	0	0	0	55	25	0	0	121	117	176	142
2.3 Medical Support/Health Services	-7	0	-4,718	1,822	447,800	423,075	167	231	15,685	15,277	458,927	440,405
2.4 Reserve Component Activation/Deactivation	0	0	-1,783	-221	10,135	9,033	0	0	0	0	8,352	8,812
2.5 Other Personnel Support	-2,979	0	-109,461	-98,215	-20,146	10,965	0	0	135,717	138,918	3,131	51,668
2.6 Rest & Recreation	0	0	121	121	8,496	12,269	0	0	0	0	8,617	12,390
2.7 Body Armor	0	0	0	48	3,854	4,251	0	0	0	0	3,854	4,299
2.0 Personnel Support Sub-Total	-3,087	513	-147,126	-108,175	1,616,428	1,457,496	20,749	19,869	247,554	244,070	1,734,518	1,613,773
3.1 Training	0	0	-3,277	-1,511	121,673	195,725	-17	1	7,465	5,402	125,844	199,617
3.1.0 Care-in-Store	0	0	0	0	3,967	7	0	0	26	19	3,993	26
3.2 Operations (OPTEMPO) (Fuel, Other POL, Parts)	-8	92	-30,068	-27,548	3,060,493	2,876,732	4,501	5,530	1,543,471	1,540,469	4,578,389	4,395,275
3.2.1 MRAP Vehicles Operation	0	0	0	0	1,689	7,069	0	0	0	0	1,689	7,069
3.2.2 Flying Hours	0	0	0	0	38,568	62	0	0	0	0	38,568	62
3.2.5 Medical Supplies	0	0	0	0	2	2	0	0	0	0	2	2
3.2.7 Other (OPTEMPO) (Explanation Required)	0	0	0	0	6,800	3,831	0	0	1	1	6,801	3,832
3.3 Other Supplies & Equipment	-814	1,717	-131,652	-112,370	2,108,112	1,701,442	1,949	1,095	235,621	262,830	2,213,216	1,854,714
3.4 Facilities/Base Support	-1,173	-1	-52,751	-62	1,200,563	1,050,418	-9,469	-5,457	175,918	205,726	1,313,088	1,250,624
3.5.1 Organization Level Maintenance	0	0	-7,833	20,421	341,915	317,839	0	0	15,096	6,824	349,178	345,084
3.5.2 Intermediate Level Maintenance	-2,993	934	5,312	17,579	236,599	259,920	0	0	3,696	2,291	242,614	280,724
3.5.3 Depot Level Maintenance	67,536	68,420	-100,436	23,290	2,970,724	2,917,620	0	0	207,910	133,534	3,145,734	3,142,864
3.5.4 Contractor Logistics Support	-386	-21	-200,015	-66,574	1,156,560	1,310,830	17,867	17,919	221,706	227,279	1,195,732	1,489,433
3.5.6 MRAP Vehicles Equipment Maintenance	0	0	2,469	2,717	90,976	91,645	0	0	0	0	93,445	94,362
3.6 (C4I)	-3,529	3,202	-223,774	-14,292	3,766,800	3,449,360	461	819	917,736	754,750	4,457,694	4,193,839
3.7 Other Services and Miscellaneous Contracts	-1,937	47,437	-123,612	99,728	7,340,154	5,814,371	28,201	23,863	1,729,510	1,397,313	8,972,316	7,382,712
3.8 IED Operation	0	0	0	0	176	149	0	0	0	0	176	149
3.9 Psychological Operations (Information Operations)	0	0	-28,482	35,148	48,227	66,765	0	0	0	0	19,745	101,913
3.0 Operating Support Sub-Total	56,696	121,780	-894,119	-23,474	22,493,998	20,063,787	43,493	43,770	5,058,156	4,536,438	26,758,224	24,742,301
4.1 Airlift	-332	362	-137,565	-131,117	1,678,787	1,581,518	684	275	147,480	160,151	1,689,054	1,611,189
4.2 Sealift	0	0	-4,489	6,058	389,541	393,655	0	0	-5,042	18,281	380,010	417,994
4.4 Port Handling/Inland Transportation	0	0	-28,786	-7,176	281,365	196,623	2,141	1,921	30,495	44,046	285,215	235,414
4.5 Other Transportation	4	4	9,012	1,088	167,515	172,861	553	319	9,257	6,089	186,341	180,361
4.6 Second Destination Transportation	-340,203	-13	-362,045	89,299	618,112	656,849	0	0	56	6,765	-84,080	752,900
4.7 MRAP Vehicles Transportation	0	0	0	0	79	-2	0	0	0	0	79	-2
4.8 Retrograde of Personnel and Equipment	0	0	-37,494	-31,780	5,106	4,879	0	0	2	2	-32,386	-26,899
4.0 Transportation Sub-Total	-340,531	353	-561,367	-73,628	3,140,505	3,006,383	3,378	2,515	182,248	235,334	2,424,233	3,170,957
5.4 War Reserve Stock Secondary Items	0	0	4,048	3,979	6,802	6,459	0	0	0	0	10,850	10,438
5.0 Working Capital Fund Support Sub-Total	0	0	4,048	3,979	6,802	6,459	0	0	0	0	10,850	10,438
6.1.4 Communication & Electronic Equip Procurement	0	0	0	0	313	1	0	0	0	0	313	1
6.0 Investment Sub-Total	0	0	0	0	313	1	0	0	0	0	313	1
7.1.90 Coalition Readiness Support Program (CRSP)	0	0	0	0	181,595	170,705	0	0	0	0	181,595	170,705

COST OF WAR
Operation and Maintenance (O&M) Summary Execution by Operation and Cost Breakdown Structure (CBS)
Fiscal Year 2007 - 2019
(Amounts in Thousands)
As of September 30, 2019

	Operation New Dawn (OND) / Post-OND Iraq Activities		Operation Enduring Freedom		Operation Freedom's Sentinel		Operation Noble Eagle		Operation Inherent Resolve		Summary	
	Obligations Year to Date	Disbursements Year to Date	Obligations Year to Date	Disbursements Year to Date	Obligations Year to Date	Disbursements Year to Date	Obligations Year to Date	Disbursements Year to Date	Obligations Year to Date	Disbursements Year to Date	Obligations Year to Date	Disbursements Year to Date
CBS Summary												
7.2.1 Transportation Support	0	0	0	0	14,047	16,390	0	0	0	0	14,047	16,390
7.2.2 Logistic Support	0	0	0	0	104,783	92,283	0	0	0	0	104,783	92,283
7.3.02 Defense Forces Sustainment	0	0	-893	-159	1,758,808	1,791,873	0	0	0	0	1,757,915	1,791,714
7.3.03 Defense Forces Infrastructure	0	0	-8,557	0	156,691	82,169	0	0	0	0	148,134	82,169
7.3.04 Defense Forces Equipment and Transportation	0	0	-4	0	31,975	79,645	0	0	0	0	31,971	79,645
7.3.05 Defense Forces Training and Operations	0	0	-4	0	553,441	570,460	0	0	0	0	553,437	570,460
7.3.07 Interior Forces Sustainment	0	0	-10,619	0	539,742	519,634	0	0	0	0	529,123	519,634
7.3.08 Interior Forces Infrastructure	0	0	-2,356	6	12,503	25,439	0	0	0	0	10,147	25,445
7.3.09 Interior Forces Equipment	0	0	-31	0	95,133	73,421	0	0	0	0	95,102	73,421
7.3.10 Interior Forces Training and Operations	0	0	-1,094	1	108,930	82,881	0	0	0	0	107,836	82,882
7.3.14 Detainee Operations Sustainment	0	0	-399	0	0	2	0	0	0	0	-399	2
7.3.20 Other	0	0	99	152	0	59,178	0	0	0	0	99	59,330
7.4.1 Afghanistan (CERP)	0	0	-24	40	7,025	8,940	0	0	0	0	7,001	8,980
7.4.4 Afghanistan Reintegration	0	0	-32	13	0	0	0	0	0	0	-32	13
7.5.1 Afghanistan Infrastructure Fund - Power	0	0	-607	22,198	0	0	0	0	0	0	-607	22,198
7.5.3 Afghanistan Infrastructure Fund - Water	0	0	0	42	0	0	0	0	0	0	0	42
7.6.1 Trainee Equip/Support	0	0	0	0	0	0	0	0	-1,243	39	-1,243	39
7.6.2 U.S. Trainer/Enabler	0	0	0	0	0	0	0	0	-4,315	65,545	-4,315	65,545
7.7.1 Defense Forces	0	0	0	0	0	0	0	0	-9,423	-5,517	-9,423	-5,517
7.0 Other Support Sub-Total	0	0	-24,521	22,293	3,564,673	3,573,020	0	0	-14,981	60,067	3,525,171	3,655,380

COST OF WAR
Operation and Maintenance (O&M) Summary Execution by Operation, Component, and Cost Breakdown Structure (CBS)
Fiscal Year 2007 - 2019
(Amounts in Thousands)
As of September 30, 2019

Component	Operation New Dawn (OND) / Post-OND Iraq Activities		Operation Enduring Freedom		Operation Freedom's Sentinel		Operation Noble Eagle		Operation Inherent Resolve		Summary	
	Obligations Year To Date	Disbursements Year To Date	Obligations Year To Date	Disbursements Year To Date	Obligations Year To Date	Disbursements Year To Date	Obligations Year To Date	Disbursements Year To Date	Obligations Year To Date	Disbursements Year To Date	Obligations Year To Date	Disbursements Year To Date
Grand Total	-287,359	131,811	-1,623,823	-157,444	31,064,730	28,328,556	75,678	74,134	5,507,429	5,106,850	34,736,655	33,483,907
Army Total	-356,471	594	-1,131,953	108,313	16,486,083	16,595,062	49,878	50,633	2,341,522	2,229,440	17,389,059	18,984,042
1.2.1 Civilian Premium Pay	34	34	-93	17	93,712	93,863	451	504	10,421	9,807	104,525	104,225
1.2.2 Civilian Temporary Hires	0	0	0	0	6,433	-2,095	0	0	58	58	6,491	-2,037
1.0 Personnel Sub-Total	34	34	-93	17	100,145	91,768	451	504	10,479	9,865	111,016	102,188
2.1 Temporary Duty (TDY)/Additional Duty (TAD)	-47	-31	-15,988	-14,322	210,039	211,275	10,333	10,104	32,834	32,679	237,171	239,705
2.2 Clothing and Other Personnel Equipment & Supplies	-1	0	-3,794	2,976	463,766	321,103	0	0	0	571	459,971	324,650
2.3 Medical Support/Health Services	-7	0	-254	-187	49,274	60,130	8	8	12,269	12,569	61,290	72,520
2.4 Reserve Component Activation/Deactivation	0	0	-1,632	23	8,092	7,861	0	0	0	0	6,460	7,884
2.5 Other Personnel Support	0	0	-4,085	-142	31,740	22,462	0	0	100,904	94,197	128,559	116,517
2.6 Rest & Recreation	0	0	121	121	8,496	12,269	0	0	0	0	12,390	12,390
2.0 Personnel Support Sub-Total	-55	-31	-25,632	-11,531	771,407	635,100	10,341	10,112	146,007	140,016	902,068	773,666
3.1 Training	0	0	-209	5	-42,091	90,015	-17	1	89	101	-42,228	90,122
3.1.0 Care-in-Store	0	0	0	0	3,960	0	0	0	0	0	3,960	0
3.2 Operations (OPTEMPO) (Fuel, Other POL, Parts)	-8	92	-16,363	-14,371	1,363,528	1,330,726	835	1,864	222,596	236,081	1,570,588	1,554,392
3.2.1 MRAP Vehicles Operation	0	0	0	0	1,689	7,107	0	0	0	0	1,689	7,107
3.3 Other Supplies & Equipment	-1,748	427	-25,914	-672	1,022,627	804,480	399	294	163,107	177,596	1,158,471	982,125
3.4 Facilities/Base Support	-1,168	-1	-47,384	645	642,310	651,878	-10,130	-6,143	121,478	150,136	705,106	796,515
3.5.1 Organization Level Maintenance	0	0	-6,388	9,857	207,752	201,634	0	0	0	0	201,364	211,491
3.5.2 Intermediate Level Maintenance	-2,993	934	-11,077	626	224,656	255,048	0	0	0	0	210,586	256,608
3.5.3 Depot Level Maintenance	-4,295	-1,247	-53,066	11,633	483,111	555,277	0	0	7,141	4,749	432,891	570,412
3.5.4 Contractor Logistics Support	-386	-21	-114,659	29,115	1,197,365	1,250,572	17,867	17,919	114,730	138,987	1,214,917	1,436,572
3.5.6 MRAP Vehicles Equipment Maintenance	0	0	0	0	41,421	41,684	0	0	0	0	41,421	41,684
3.6 (C4I)	-3,888	301	-187,327	10,087	2,400,994	2,451,148	461	819	571,874	453,487	2,782,114	2,915,842
3.7 Other Services and Miscellaneous Contracts	-1,761	119	-107,448	20,077	3,210,668	3,268,248	27,530	23,342	938,165	748,165	4,067,154	4,059,951
3.9 Psychological Operations (Information Operations)	0	0	-28,482	35,148	48,227	66,765	0	0	0	0	19,745	101,913
3.0 Operating Support Sub-Total	-16,247	604	-598,317	102,150	10,806,217	10,974,582	36,945	38,096	2,139,180	1,909,302	12,367,778	13,024,734
4.1 Airlift	0	0	-4,204	1,985	466,399	549,324	0	0	36,982	42,798	499,177	594,107
4.2 Sealift	0	0	-1,530	0	170,111	198,547	0	0	-5,042	18,281	163,539	216,828
4.4 Port Handling/Inland Transportation	0	0	-28,674	-7,092	282,545	197,943	2,141	1,921	29,730	43,309	285,742	236,081
4.5 Other Transportation	0	0	-262	15	3,131	6,542	0	0	-914	-914	1,955	5,643
4.6 Second Destination Transportation	-340,203	-13	-448,720	476	622,553	646,824	0	0	56	6,765	-166,314	654,052
4.7 MRAP Vehicles Transportation	0	0	0	0	79	-2	0	0	0	0	79	-2
4.8 Retrograde of Personnel and Equipment	0	0	0	0	581	799	0	0	0	0	581	799
4.0 Transportation Sub-Total	-340,203	-13	-483,390	-4,616	1,545,399	1,599,977	2,141	1,921	60,812	110,239	784,759	1,707,508
7.3.02 Defense Forces Sustainment	0	0	-893	-159	1,758,808	1,791,873	0	0	0	0	1,757,915	1,791,714
7.3.03 Defense Forces Infrastructure	0	0	-8,557	0	156,691	82,169	0	0	0	0	148,134	82,169
7.3.04 Defense Forces Equipment and Transportation	0	0	-4	0	30,642	79,638	0	0	0	0	30,638	79,638
7.3.05 Defense Forces Training and Operations	0	0	-4	0	553,441	570,460	0	0	0	0	553,437	570,460
7.3.07 Interior Forces Sustainment	0	0	-10,619	0	539,742	519,634	0	0	0	0	529,123	519,634
7.3.08 Interior Forces Infrastructure	0	0	-2,356	6	12,503	25,439	0	0	0	0	10,147	25,445
7.3.09 Interior Forces Equipment	0	0	-31	0	95,133	73,421	0	0	0	0	95,102	73,421
7.3.10 Interior Forces Training and Operations	0	0	-1,094	1	108,930	82,881	0	0	0	0	107,836	82,881
7.3.14 Detainee Operations Sustainment	0	0	-399	0	0	2	0	0	0	0	-399	2
7.3.20 Other	0	0	99	152	0	59,178	0	0	0	0	99	59,330
7.4.1 Afghanistan (CERP)	0	0	-24	40	7,025	8,940	0	0	0	0	7,001	8,980
7.4.4 Afghanistan Reintegration	0	0	-32	13	0	0	0	0	0	0	-32	13
7.5.1 Afghanistan Infrastructure Fund - Power	0	0	-607	22,198	0	0	0	0	0	0	-607	22,198
7.5.3 Afghanistan Infrastructure Fund - Water	0	0	0	42	0	0	0	0	0	0	0	42
7.6.1 Trainee Equip/Support	0	0	0	0	0	0	0	0	-1,243	39	-1,243	39
7.6.2 U.S. Trainer/Enabler	0	0	0	0	0	0	0	0	-4,290	65,496	-4,290	65,496
7.7.1 Defense Forces	0	0	0	0	0	0	0	0	-9,423	-5,517	-9,423	-5,517
7.0 Other Support Sub-Total	0	0	-24,521	22,293	3,262,915	3,293,635	0	0	-14,956	60,018	3,223,438	3,375,946
Navy/Marine Corps Total	71,883	69,774	57,845	101,777	5,213,508	3,734,457	0	0	476,459	239,429	5,819,695	4,145,437
Navy Total	0	0	0	0	4,261,137	3,014,125	0	0	416,522	206,488	4,677,659	3,220,613
1.2.1 Civilian Premium Pay	0	0	0	0	6,058	4,585	0	0	302	147	6,360	4,732
1.2.2 Civilian Temporary Hires	0	0	0	0	950	691	0	0	0	0	950	691

COST OF WAR
Operation and Maintenance (O&M) Summary Execution by Operation, Component, and Cost Breakdown Structure (CBS)
Fiscal Year 2007 - 2019
(Amounts in Thousands)
As of September 30, 2019

Component	Operation New Dawn (OND) / Post-OND Iraq Activities		Operation Enduring Freedom		Operation Freedom's Sentinel		Operation Noble Eagle		Operation Inherent Resolve		Summary	
	Obligations Year To Date	Disbursements Year To Date	Obligations Year To Date	Disbursements Year To Date	Obligations Year To Date	Disbursements Year To Date	Obligations Year To Date	Disbursements Year To Date	Obligations Year To Date	Disbursements Year To Date	Obligations Year To Date	Disbursements Year To Date
1.0 Personnel Sub-Total	0	0	0	0	7,008	5,276	0	0	302	147	7,310	5,423
2.1 Temporary Duty (TDY)/Additional Duty (TAD)	0	0	0	0	105,232	91,487	0	0	521	511	105,753	91,998
2.2 Clothing and Other Personnel Equipment & Supplies	0	0	0	0	11,387	7,154	0	0	1,950	871	13,337	8,025
2.3 Medical Support/Health Services	0	0	0	0	7,871	4,007	0	0	0	0	7,871	4,007
2.4 Reserve Component Activation/Deactivation	0	0	0	0	2,059	1,157	0	0	0	0	2,059	1,157
2.5 Other Personnel Support	0	0	0	0	6,689	1,605	0	0	0	0	6,689	1,605
2.7 Body Armor	0	0	0	0	3,506	328	0	0	0	0	3,506	328
2.0 Personnel Support Sub-Total	0	0	0	0	136,744	105,738	0	0	2,471	1,382	139,215	107,120
3.1 Training	0	0	0	0	69,897	29,954	0	0	0	0	69,897	29,954
3.2 Operations (OPTEMPO) (Fuel, Other POL, Parts)	0	0	0	0	997,723	889,318	0	0	27,427	14,862	1,025,150	904,180
3.2.2 Flying Hours	0	0	0	0	38,568	62	0	0	0	0	38,568	62
3.2.5 Medical Supplies	0	0	0	0	2	2	0	0	0	0	2	2
3.2.7 Other (OPTEMPO) (Explanation Required)	0	0	0	0	6,800	3,831	0	0	0	0	6,800	3,831
3.3 Other Supplies & Equipment	0	0	0	0	389,806	341,454	0	0	1,828	575	391,634	342,029
3.4 Facilities/Base Support	0	0	0	0	270,268	150,730	0	0	0	0	270,268	150,730
3.5.1 Organization Level Maintenance	0	0	0	0	133,831	115,914	0	0	15,057	6,819	148,888	122,733
3.5.2 Intermediate Level Maintenance	0	0	0	0	8,795	2,190	0	0	3,497	2,102	12,292	4,292
3.5.3 Depot Level Maintenance	0	0	0	0	1,227,442	828,683	0	0	201,460	121,761	1,428,902	950,444
3.5.4 Contractor Logistics Support	0	0	0	0	33,551	21,919	0	0	8,500	8,500	42,051	30,419
3.6 (C4I)	0	0	0	0	94,740	41,621	0	0	2,900	0	97,640	41,621
3.7 Other Services and Miscellaneous Contracts	0	0	0	0	432,769	143,929	0	0	153,080	50,340	585,849	194,269
3.8 IED Operation	0	0	0	0	176	149	0	0	0	0	176	149
3.0 Operating Support Sub-Total	0	0	0	0	3,704,368	2,569,756	0	0	413,749	204,959	4,118,117	2,774,715
4.1 Airlift	0	0	0	0	199,264	142,551	0	0	0	0	199,264	142,551
4.2 Sealift	0	0	0	0	208,111	187,160	0	0	0	0	208,111	187,160
4.5 Other Transportation	0	0	0	0	3,858	3,470	0	0	0	0	3,858	3,470
4.6 Second Destination Transportation	0	0	0	0	451	167	0	0	0	0	451	167
4.0 Transportation Sub-Total	0	0	0	0	411,684	333,348	0	0	0	0	411,684	333,348
7.3.04 Defense Forces Equipment and Transportation	0	0	0	0	1,333	7	0	0	0	0	1,333	7
7.0 Other Support Sub-Total	0	0	0	0	1,333	7	0	0	0	0	1,333	7
Marine Corps Total	71,883	69,774	57,845	101,777	952,371	720,332	0	0	59,937	32,941	1,142,036	924,824
1.1.5 Subsistence	0	0	-6	143	0	0	0	0	0	0	-6	143
1.1.7 Other Military Personnel (Special Pay)	0	0	0	4	0	0	0	0	0	0	0	4
1.2.1 Civilian Premium Pay	0	0	371	371	7,745	1,308	0	0	0	0	8,116	1,679
1.2.2 Civilian Temporary Hires	0	0	-674	-152	1,229	1,219	0	0	0	0	555	1,067
1.2.3 MRAP Vehicles	0	0	-8	-8	0	0	0	0	0	0	-8	-8
1.0 Personnel Sub-Total	0	0	-317	358	8,974	2,527	0	0	0	0	8,657	2,885
2.1 Temporary Duty (TDY)/Additional Duty (TAD)	13	16	81	-192	92,495	69,095	0	0	5,971	3,542	98,560	72,461
2.2 Clothing and Other Personnel Equipment & Supplies	0	0	-1,523	-680	-4	-1,067	0	0	0	0	-1,527	-1,747
2.3 Medical Support/Health Services	0	0	0	-8	5,332	3,560	0	0	0	0	5,332	3,552
2.4 Reserve Component Activation/Deactivation	0	0	-151	-244	-16	15	0	0	0	0	-167	-229
2.5 Other Personnel Support	0	0	-20,843	-15,733	-48	32	0	0	0	0	-20,891	-15,701
2.0 Personnel Support Sub-Total	13	16	-22,436	-16,857	97,759	71,635	0	0	5,971	3,542	81,307	58,336
3.1 Training	0	0	-1,927	-1,026	18,400	7,446	0	0	283	214	16,756	6,634
3.2 Operations (OPTEMPO) (Fuel, Other POL, Parts)	0	0	-3,737	1,056	111,598	105,701	0	0	545	478	108,406	107,235
3.2.1 MRAP Vehicles Operation	0	0	0	0	0	-38	0	0	0	0	0	-38
3.3 Other Supplies & Equipment	0	0	1,828	1,249	126,941	83,934	0	0	7,074	276	135,843	85,459
3.4 Facilities/Base Support	0	0	344	2,648	53,522	67,119	0	0	50	5	53,916	69,772
3.5.1 Organization Level Maintenance	0	0	-1,431	10,564	5	5	0	0	0	0	-1,426	10,569
3.5.2 Intermediate Level Maintenance	0	0	16,389	16,953	0	0	0	0	0	0	16,389	16,953
3.5.3 Depot Level Maintenance	71,831	69,667	-2,295	-7	-868	13,421	0	0	-691	9,380	67,977	92,461
3.5.4 Contractor Logistics Support	0	0	-2,050	-17	59,917	13,599	0	0	639	983	58,506	14,565
3.5.6 MRAP Vehicles Equipment Maintenance	0	0	2,469	2,717	49	1,818	0	0	0	0	2,518	4,535
3.6 (C4I)	0	0	-1,146	-500	7,555	5,301	0	0	14,537	6,983	20,946	11,784
3.7 Other Services and Miscellaneous Contracts	35	87	13,372	17,949	363,846	259,882	0	0	30,284	9,691	407,537	287,609
3.0 Operating Support Sub-Total	71,866	69,754	21,816	51,586	740,965	558,188	0	0	52,721	28,010	887,368	707,538
4.1 Airlift	0	0	0	0	25,622	15,370	0	0	0	0	25,622	15,370
4.2 Sealift	0	0	0	0	20,956	13,111	0	0	0	0	20,956	13,111

COST OF WAR
Operation and Maintenance (O&M) Summary Execution by Operation, Component, and Cost Breakdown Structure (CBS)
Fiscal Year 2007 - 2019
(Amounts in Thousands)
As of September 30, 2019

Component	Operation New Dawn (OND) / Post-OND Iraq Activities		Operation Enduring Freedom		Operation Freedom's Sentinel		Operation Noble Eagle		Operation Inherent Resolve		Summary	
	Obligations Year To Date	Disbursements Year To Date	Obligations Year To Date	Disbursements Year To Date	Obligations Year To Date	Disbursements Year To Date	Obligations Year To Date	Disbursements Year To Date	Obligations Year To Date	Disbursements Year To Date	Obligations Year To Date	Disbursements Year To Date
4.4 Port Handling/Inland Transportation	0	0	0	0	892	765	0	0	0	0	892	765
4.5 Other Transportation	4	4	9,601	9,647	62,063	48,775	0	0	1,245	1,389	72,913	59,815
4.6 Second Destination Transportation	0	0	86,675	88,823	-4,918	9,834	0	0	0	0	81,757	98,657
4.8 Retrograde of Personnel and Equipment	0	0	-37,494	-31,780	58	127	0	0	0	0	-37,436	-31,653
4.0 Transportation Sub-Total	4	4	58,782	66,690	104,673	87,982	0	0	1,245	1,389	164,704	156,065
Air Force Total	-2,150	4,210	-47,539	65,976	6,662,209	6,338,664	25,800	23,501	1,749,551	1,796,022	8,387,871	8,228,373
1.2.2 Civilian Temporary Hires	0	0	-24	-17	61,420	61,501	7,607	7,476	5,405	4,573	74,408	73,533
1.0 Personnel Sub-Total	0	0	-24	-17	61,420	61,501	7,607	7,476	5,405	4,573	74,408	73,533
2.1 Temporary Duty (TDY)/Additional Duty (TAD)	-14	0	-107	327	207,364	211,168	10,249	9,534	27,883	27,029	245,375	248,058
2.2 Clothing and Other Personnel Equipment & Supplies	0	0	1	0	5,911	6,470	0	0	2	5	5,914	6,475
2.3 Medical Support/Health Services	0	0	-469	-9	48,928	29,408	159	223	2,600	2,696	51,218	32,318
2.5 Other Personnel Support	-2,979	0	-806	17	67,247	59,317	0	0	34,812	44,720	98,274	104,054
2.7 Body Armor	0	0	0	0	348	3,923	0	0	0	0	348	3,923
2.0 Personnel Support Sub-Total	-2,993	0	-1,381	335	329,798	310,286	10,408	9,757	65,297	74,450	401,129	394,828
3.1 Training	0	0	-417	0	50,143	51,956	0	0	4,776	2,812	54,502	54,768
3.2 Operations (OPTEMPO) (Fuel, Other POL, Parts)	0	0	-63	-112	579,124	576,493	3,666	3,666	1,229,598	1,232,379	1,812,325	1,812,426
3.3 Other Supplies & Equipment	934	1,025	-24,530	3,806	623,061	554,551	1,550	801	51,443	64,987	652,458	625,170
3.4 Facilities/Base Support	-5	0	-4,928	-2,617	234,130	179,898	661	686	52,718	53,985	282,576	231,952
3.5.3 Depot Level Maintenance	0	0	-45,067	11,664	1,240,978	1,517,066	0	0	0	-2,356	1,195,911	1,526,374
3.5.4 Contractor Logistics Support	0	0	39,973	41,383	-51,460	-30,330	0	0	0	0	-11,487	11,053
3.6 (C4I)	359	2,901	-5,642	4,806	811,504	770,206	0	0	20,307	25,859	826,528	803,772
3.7 Other Services and Miscellaneous Contracts	-113	-77	-10,792	778	1,695,277	1,309,671	671	521	201,056	216,506	1,886,099	1,527,399
3.0 Operating Support Sub-Total	1,175	3,849	-51,466	59,708	5,182,757	4,929,511	6,548	5,674	1,559,898	1,594,172	6,698,912	6,592,914
4.1 Airlift	-332	361	206	198	1,031,639	959,289	684	275	110,498	117,353	1,142,695	1,077,476
4.2 Sealift	0	0	0	0	-117	2,067	0	0	0	0	-117	2,067
4.4 Port Handling/Inland Transportation	0	0	0	0	-5,057	-5,367	0	0	0	0	-5,057	-5,367
4.5 Other Transportation	0	0	1,078	1,773	50,187	70,964	553	319	8,476	5,423	60,294	78,479
4.8 Retrograde of Personnel and Equipment	0	0	0	0	4,467	3,953	0	0	2	2	4,469	3,955
4.0 Transportation Sub-Total	-332	361	1,284	1,971	1,081,119	1,030,906	1,237	594	118,976	122,778	1,202,284	1,156,610
5.4 War Reserve Stock Secondary Items	0	0	4,048	3,979	6,802	6,459	0	0	0	0	10,850	10,438
5.0 Working Capital Fund Support Sub-Total	0	0	4,048	3,979	6,802	6,459	0	0	0	0	10,850	10,438
6.1.4 Communication & Electronic Equip Procurement	0	0	0	0	313	1	0	0	0	0	313	1
6.0 Investment Sub-Total	0	0	0	0	313	1	0	0	0	0	313	1
7.6.2 U.S. Trainer/Enabler	0	0	0	0	0	0	0	0	-25	49	-25	49
7.0 Other Support Sub-Total	0	0	0	0	0	0	0	0	-25	49	-25	49
Defense Health Program Total	0	0	-2,455	3,534	330,354	323,603	0	0	0	0	327,899	327,137
2.3 Medical Support/Health Services	0	0	-2,455	3,534	330,354	323,603	0	0	0	0	327,899	327,137
2.0 Personnel Support Sub-Total	0	0	-2,455	3,534	330,354	323,603	0	0	0	0	327,899	327,137
DODIG Total	0	0	-4	0	8,461	6,839	0	0	16,702	14,507	25,159	21,346
1.2.1 Civilian Premium Pay	0	0	0	0	935	762	0	0	1,739	1,415	2,674	2,177
1.2.2 Civilian Temporary Hires	0	0	0	0	6,520	5,181	0	0	12,104	10,544	18,624	15,725
1.0 Personnel Sub-Total	0	0	0	0	7,455	5,943	0	0	13,843	11,959	21,298	17,902
2.1 Temporary Duty (TDY)/Additional Duty (TAD)	0	0	0	0	432	424	0	0	1,021	1,007	1,453	1,431
2.2 Clothing and Other Personnel Equipment & Supplies	0	0	0	0	6	6	0	0	8	8	14	14
2.2.1 Organizational Clothing	0	0	0	0	55	25	0	0	121	117	176	142
2.5 Other Personnel Support	0	0	0	0	2	2	0	0	1	1	3	3
2.0 Personnel Support Sub-Total	0	0	0	0	495	457	0	0	1,151	1,133	1,646	1,590
3.1 Training	0	0	0	0	27	27	0	0	134	49	161	76
3.1.0 Care-in-Store	0	0	0	0	7	7	0	0	26	19	33	26
3.2.7 Other (OPTEMPO) (Explanation Required)	0	0	0	0	0	0	0	0	1	1	1	1
3.3 Other Supplies & Equipment	0	0	0	0	80	30	0	0	59	39	139	69
3.4 Facilities/Base Support	0	0	0	0	0	0	0	0	85	0	85	0
3.6 (C4I)	0	0	0	0	0	2	0	0	0	1	0	3
3.7 Other Services and Miscellaneous Contracts	0	0	11	0	397	373	0	0	1,402	1,306	1,810	1,679

COST OF WAR
Operation and Maintenance (O&M) Summary Execution by Operation, Component, and Cost Breakdown Structure (CBS)
Fiscal Year 2007 - 2019
(Amounts in Thousands)
As of September 30, 2019

Component	Operation New Dawn (OND) / Post-OND Iraq Activities		Operation Enduring Freedom		Operation Freedom's Sentinel		Operation Noble Eagle		Operation Inherent Resolve		Summary	
	Obligations Year To Date	Disbursements Year To Date	Obligations Year To Date	Disbursements Year To Date	Obligations Year To Date	Disbursements Year To Date	Obligations Year To Date	Disbursements Year To Date	Obligations Year To Date	Disbursements Year To Date	Obligations Year To Date	Disbursements Year To Date
3.0 Operating Support Sub-Total	0	0	11	0	511	439	0	0	1,707	1,415	2,229	1,854
4.5 Other Transportation	0	0	-15	0	0	0	0	0	1	0	-14	0
4.0 Transportation Sub-Total	0	0	-15	0	0	0	0	0	1	0	-14	0
Defense Agency Total	-621	57,233	-499,717	-437,044	2,364,115	1,329,931	0	0	923,195	827,452	2,786,972	1,777,572
1.2.1 Civilian Premium Pay	0	9,131	0	21,279	50,962	48,397	0	0	3,779	3,756	54,741	82,563
1.2.2 Civilian Temporary Hires	-471	0	-304	-76	6,047	5,998	0	0	644	641	5,916	6,563
1.0 Personnel Sub-Total	-471	9,131	-304	21,203	57,009	54,395	0	0	4,423	4,397	60,657	89,126
2.1 Temporary Duty (TDY)/Additional Duty (TAD)	-52	528	-9,941	-824	65,748	78,186	0	0	24,640	23,018	80,395	100,908
2.2 Clothing and Other Personnel Equipment & Supplies	0	0	-14	985	3,858	2,577	0	0	1,201	517	5,045	4,079
2.3 Medical Support/Health Services	0	0	-1,540	-1,508	6,041	2,367	0	0	816	12	5,317	871
2.5 Other Personnel Support	0	0	-83,727	-82,357	-125,776	-72,453	0	0	0	0	-209,503	-154,810
2.7 Body Armor	0	0	0	48	0	0	0	0	0	0	0	48
2.0 Personnel Support Sub-Total	-52	528	-95,222	-83,656	-50,129	10,677	0	0	26,657	23,547	-118,746	-48,904
3.1 Training	0	0	-724	-490	25,297	16,327	0	0	2,183	2,226	26,756	18,063
3.2 Operations (OPTEMPO) (Fuel, Other POL, Parts)	0	0	-9,905	-14,121	8,520	-25,506	0	0	63,305	56,669	61,920	17,042
3.3 Other Supplies & Equipment	0	265	-83,036	-116,753	-54,403	-83,007	0	0	12,110	19,357	-125,329	-180,138
3.4 Facilities/Base Support	0	0	-783	-738	333	793	0	0	1,587	1,600	1,137	1,655
3.5.1 Organization Level Maintenance	0	0	-14	0	327	286	0	0	39	5	352	291
3.5.2 Intermediate Level Maintenance	0	0	0	0	3,148	2,682	0	0	199	189	3,347	2,871
3.5.3 Depot Level Maintenance	0	0	-8	0	20,061	3,173	0	0	0	0	20,053	3,173
3.5.4 Contractor Logistics Support	0	0	-123,279	-137,055	-82,813	55,070	0	0	97,837	78,809	-108,255	-3,176
3.5.6 MRAP Vehicles Equipment Maintenance	0	0	0	0	49,506	48,143	0	0	0	0	49,506	48,143
3.6 (C4I)	0	0	-29,659	-28,685	452,007	181,082	0	0	308,118	268,420	730,466	420,817
3.7 Other Services and Miscellaneous Contracts	-98	47,308	-18,755	60,924	1,637,197	832,268	0	0	405,523	371,305	2,023,867	1,311,805
3.0 Operating Support Sub-Total	-98	47,573	-266,163	-236,918	2,059,180	1,031,311	0	0	890,901	798,580	2,683,820	1,640,546
4.1 Airlift	0	1	-133,567	-133,300	-44,137	-85,016	0	0	0	0	-177,704	-218,315
4.2 Sealift	0	0	-2,959	6,058	-9,520	-7,230	0	0	0	0	-12,479	-1,172
4.4 Port Handling/Inland Transportation	0	0	-112	-84	2,985	3,282	0	0	765	737	3,638	3,935
4.5 Other Transportation	0	0	-1,390	-10,347	48,276	43,110	0	0	449	191	47,335	32,954
4.6 Second Destination Transportation	0	0	0	0	26	24	0	0	0	0	26	24
4.0 Transportation Sub-Total	0	1	-138,028	-137,673	-2,370	-45,830	0	0	1,214	928	-139,184	-182,574
7.1.90 Coalition Readiness Support Program (CRSP)	0	0	0	0	181,595	170,705	0	0	0	0	181,595	170,705
7.2.1 Transportation Support	0	0	0	0	14,047	16,390	0	0	0	0	14,047	16,390
7.2.2 Logistic Support	0	0	0	0	104,783	92,283	0	0	0	0	104,783	92,283
7.0 Other Support Sub-Total	0	0	0	0	300,425	279,378	0	0	0	0	300,425	279,378

COST OF WAR
Operation and Maintenance (O&M) Summary Execution by Operation, Component, Appropriation and Cost Breakdown Structure (CBS)
Fiscal Year 2007 - 2019
(Amounts in Thousands)
As of September 30, 2019

Component and Appropriation	Operation New Dawn (OND) / Post-OND Iraq Activities		Operation Enduring Freedom		Operation Freedom's Sentinel		Operation Noble Eagle		Operation Inherent Resolve		Summary	
	Obligations Year to Date	Disbursements Year to Date	Obligations Year to Date	Disbursements Year to Date	Obligations Year to Date	Disbursements Year to Date	Obligations Year to Date	Disbursements Year to Date	Obligations Year to Date	Disbursements Year to Date	Obligations Year to Date	Disbursements Year to Date
Grand Total	-287,359	131,811	-1,623,823	-157,444	31,064,730	28,328,556	75,678	74,134	5,507,429	5,106,850	34,736,655	33,483,907
Army Total	-356,471	594	-1,131,953	108,313	16,486,083	16,595,062	49,878	50,633	2,341,522	2,229,440	17,389,059	18,984,042
Army Active Total	-356,471	594	-1,129,756	108,293	16,340,466	16,468,933	49,878	50,633	2,341,510	2,229,435	17,245,627	18,857,888
Operation and Maintenance, Army												
1.2.1 Civilian Premium Pay	34	34	18	128	93,644	93,796	451	504	10,421	9,807	104,568	104,269
1.2.2 Civilian Temporary Hires	0	0	0	0	6,433	-2,095	0	0	58	58	6,491	-2,037
1.0 Personnel Sub-Total	34	34	18	128	100,077	91,701	451	504	10,479	9,865	111,059	102,232
2.1 Temporary Duty (TDY)/Additional Duty (TAD)	-47	-31	-15,696	-14,274	203,421	204,336	10,333	10,104	32,834	32,679	230,845	232,814
2.2 Clothing and Other Personnel Equipment & Supplies	-1	0	-3,845	2,921	463,756	320,682	0	0	0	571	459,910	324,174
2.3 Medical Support/Health Services	-7	0	-243	-193	47,159	57,540	8	8	12,264	12,569	59,181	69,924
2.4 Reserve Component Activation/Deactivation	0	0	-1,352	24	5	3	0	0	0	0	-1,347	27
2.5 Other Personnel Support	0	0	-3,632	-151	26,224	15,546	0	0	100,904	94,197	123,496	109,592
2.6 Rest & Recreation	0	0	121	121	8,496	12,269	0	0	0	0	8,617	12,390
2.0 Personnel Support Sub-Total	-55	-31	-24,647	-11,552	749,061	610,376	10,341	10,112	146,002	140,016	880,702	748,921
3.1 Training	0	0	-209	5	-42,167	90,014	-17	1	89	101	-42,304	90,121
3.1.0 Care-in-Store	0	0	0	0	3,960	0	0	0	0	0	3,960	0
3.2 Operations (OPTEMPO) (Fuel, Other POL, Parts)	-8	92	-16,233	-14,398	1,295,021	1,272,156	835	1,864	222,596	236,081	1,502,211	1,495,795
3.2.1 MRAP Vehicles Operation	0	0	0	0	1,689	7,107	0	0	0	0	1,689	7,107
3.3 Other Supplies & Equipment	-1,748	427	-25,834	-691	1,009,089	792,726	399	294	163,100	177,591	1,145,006	970,347
3.4 Facilities/Base Support	-1,168	-1	-46,907	614	639,001	648,516	-10,130	-6,143	121,478	150,136	702,274	793,122
3.5.1 Organization Level Maintenance	0	0	-6,388	9,857	207,752	201,634	0	0	0	0	201,364	211,491
3.5.2 Intermediate Level Maintenance	-2,993	934	-11,077	626	224,656	255,048	0	0	0	0	210,586	256,608
3.5.3 Depot Level Maintenance	-4,295	-1,247	-53,066	11,633	483,111	555,277	0	0	7,141	4,749	432,891	570,412
3.5.4 Contractor Logistics Support	-386	-21	-114,659	29,115	1,194,961	1,249,203	17,867	17,919	114,730	138,987	1,212,513	1,435,203
3.5.6 MRAP Vehicles Equipment Maintenance	0	0	0	0	41,421	41,684	0	0	0	0	41,421	41,684
3.6 (C4I)	-3,888	301	-187,210	10,080	2,382,742	2,434,677	461	819	571,874	453,487	2,763,979	2,899,364
3.7 Other Services and Miscellaneous Contracts	-1,761	119	-107,171	20,054	3,196,749	3,260,368	27,530	23,342	938,165	748,165	4,053,512	4,052,048
3.9 Psychological Operations (Information Operations)	0	0	-28,482	35,148	48,227	66,765	0	0	0	0	19,745	101,913
3.0 Operating Support Sub-Total	-16,247	604	-597,236	102,043	10,686,212	10,875,175	36,945	38,096	2,139,173	1,909,297	12,248,847	12,925,215
4.1 Airlift	0	0	-4,204	1,985	466,399	549,324	0	0	36,982	42,798	499,177	594,107
4.2 Sealfit	0	0	-1,530	0	170,111	198,547	0	0	-5,042	18,281	163,539	216,828
4.4 Port Handling/Inland Transportation	0	0	-28,654	-7,095	279,347	196,012	2,141	1,921	29,730	43,309	282,564	234,147
4.5 Other Transportation	0	0	-262	15	3,131	6,542	0	0	-914	-914	1,955	5,643
4.6 Second Destination Transportation	-340,203	-13	-448,720	476	622,553	646,824	0	0	56	6,765	-166,314	654,052
4.7 MRAP Vehicles Transportation	0	0	0	0	79	-2	0	0	0	0	79	-2
4.8 Retrograde of Personnel and Equipment	0	0	0	0	581	799	0	0	0	0	581	799
4.0 Transportation Sub-Total	-340,203	-13	-483,370	-4,619	1,542,201	1,598,046	2,141	1,921	60,812	110,239	781,581	1,705,574
7.4.1 Afghanistan (CERP)	0	0	-24	40	7,025	8,940	0	0	0	0	7,001	8,980
7.4.4 Afghanistan Reintegration	0	0	-32	13	0	0	0	0	0	0	-32	13
7.6.1 Trainee Equip/Support	0	0	0	0	0	0	0	0	-1,243	39	-1,243	39
7.6.2 U.S. Trainer/Enabler	0	0	0	0	0	0	0	0	-4,290	65,496	-4,290	65,496
7.0 Other Support Sub-Total	0	0	-56	53	7,025	8,940	0	0	-5,533	65,535	1,436	74,528
Afghanistan Security Forces Fund, Army												
7.3.02 Defense Forces Sustainment	0	0	-893	-159	1,758,808	1,791,873	0	0	0	0	1,757,915	1,791,714
7.3.03 Defense Forces Infrastructure	0	0	-8,557	0	156,691	82,169	0	0	0	0	148,134	82,169
7.3.04 Defense Forces Equipment and Transportation	0	0	-4	0	30,642	79,638	0	0	0	0	30,638	79,638
7.3.05 Defense Forces Training and Operations	0	0	-4	0	553,441	570,460	0	0	0	0	553,437	570,460
7.3.07 Interior Forces Sustainment	0	0	-10,619	0	539,742	519,634	0	0	0	0	529,123	519,634
7.3.08 Interior Forces Infrastructure	0	0	-2,356	6	12,503	25,439	0	0	0	0	10,147	25,445
7.3.09 Interior Forces Equipment	0	0	-31	0	95,133	73,421	0	0	0	0	95,102	73,421
7.3.10 Interior Forces Training and Operations	0	0	-1,094	1	108,930	82,881	0	0	0	0	107,836	82,882
7.3.14 Detainee Operations Sustainment	0	0	-399	0	0	2	0	0	0	0	-399	2
7.3.20 Other	0	0	99	152	0	59,178	0	0	0	0	99	59,330
7.0 Other Support Sub-Total	0	0	-23,858	0	3,255,890	3,284,695	0	0	0	0	3,232,032	3,284,695
Afghanistan Infrastructure Fund, Army												
7.5.1 Afghanistan Infrastructure Fund - Power	0	0	-607	22,198	0	0	0	0	0	0	-607	22,198
7.5.3 Afghanistan Infrastructure Fund - Water	0	0	0	42	0	0	0	0	0	0	0	42

COST OF WAR
Operation and Maintenance (O&M) Summary Execution by Operation, Component, Appropriation and Cost Breakdown Structure (CBS)
Fiscal Year 2007 - 2019
(Amounts in Thousands)
As of September 30, 2019

Component and Appropriation	Operation New Dawn (OND) / Post-OND Iraq Activities		Operation Enduring Freedom		Operation Freedom's Sentinel		Operation Noble Eagle		Operation Inherent Resolve		Summary	
	Obligations Year to Date	Disbursements Year to Date	Obligations Year to Date	Disbursements Year to Date	Obligations Year to Date	Disbursements Year to Date	Obligations Year to Date	Disbursements Year to Date	Obligations Year to Date	Disbursements Year to Date	Obligations Year to Date	Disbursements Year to Date
7.0 Other Support Sub-Total	0	0	-607	22,240	0	0	0	0	0	0	-607	22,240
Iraq Train and Equip Fund												
7.7.1 Defense Forces	0	0	0	0	0	0	0	0	-9,423	-5,517	-9,423	-5,517
7.0 Other Support Sub-Total	0	0	0	0	0	0	0	0	-9,423	-5,517	-9,423	-5,517
Army Reserve Total	0	0	-575	-34	38,782	35,434	0	0	0	0	38,207	35,400
Operation and Maintenance, Army Reserve												
2.1 Temporary Duty (TDY)/Additional Duty (TAD)	0	0	-239	-51	6,417	6,776	0	0	0	0	6,178	6,725
2.3 Medical Support/Health Services	0	0	-9	0	1,435	1,352	0	0	0	0	1,426	1,352
2.5 Other Personnel Support	0	0	-201	2	4,291	5,924	0	0	0	0	4,090	5,926
2.0 Personnel Support Sub-Total	0	0	-449	-49	12,143	14,052	0	0	0	0	11,694	14,003
3.1 Training	0	0	0	0	0	1	0	0	0	0	0	1
3.2 Operations (OPTEMPO) (Fuel, Other POL, Parts)	0	0	0	0	15,127	13,795	0	0	0	0	15,127	13,795
3.3 Other Supplies & Equipment	0	0	-8	0	3,421	2,236	0	0	0	0	3,413	2,236
3.4 Facilities/Base Support	0	0	-3	12	827	1,196	0	0	0	0	824	1,208
3.6 (C4I)	0	0	0	0	2,833	2,272	0	0	0	0	2,833	2,272
3.7 Other Services and Miscellaneous Contracts	0	0	-95	0	3,820	1,349	0	0	0	0	3,725	1,349
3.0 Operating Support Sub-Total	0	0	-106	12	26,028	20,849	0	0	0	0	25,922	20,861
4.4 Port Handling/Inland Transportation	0	0	-20	3	611	533	0	0	0	0	591	536
4.0 Transportation Sub-Total	0	0	-20	3	611	533	0	0	0	0	591	536
Army National Guard Total	0	0	-1,622	54	106,835	90,695	0	0	12	5	105,225	90,754
Operation and Maintenance, Army Natl Guard												
1.2.1 Civilian Premium Pay	0	0	-111	-111	68	67	0	0	0	0	-43	-44
1.0 Personnel Sub-Total	0	0	-111	-111	68	67	0	0	0	0	-43	-44
2.1 Temporary Duty (TDY)/Additional Duty (TAD)	0	0	-53	3	201	163	0	0	0	0	148	166
2.2 Clothing and Other Personnel Equipment & Supplies	0	0	51	55	10	421	0	0	0	0	61	476
2.3 Medical Support/Health Services	0	0	-2	6	680	1,238	0	0	5	0	683	1,244
2.4 Reserve Component Activation/Deactivation	0	0	-280	-1	8,087	7,858	0	0	0	0	7,807	7,857
2.5 Other Personnel Support	0	0	-252	7	1,225	992	0	0	0	0	973	999
2.0 Personnel Support Sub-Total	0	0	-536	70	10,203	10,672	0	0	5	0	9,672	10,742
3.1 Training	0	0	0	0	76	0	0	0	0	0	76	0
3.2 Operations (OPTEMPO) (Fuel, Other POL, Parts)	0	0	-130	27	53,380	44,775	0	0	0	0	53,250	44,802
3.3 Other Supplies & Equipment	0	0	-72	19	10,117	9,518	0	0	7	5	10,052	9,542
3.4 Facilities/Base Support	0	0	-474	19	2,482	2,166	0	0	0	0	2,008	2,185
3.5.4 Contractor Logistics Support	0	0	0	0	2,404	1,369	0	0	0	0	2,404	1,369
3.6 (C4I)	0	0	-117	7	15,419	14,199	0	0	0	0	15,302	14,206
3.7 Other Services and Miscellaneous Contracts	0	0	-182	23	10,099	6,531	0	0	0	0	9,917	6,554
3.0 Operating Support Sub-Total	0	0	-975	95	93,977	78,558	0	0	7	5	93,009	78,658
4.4 Port Handling/Inland Transportation	0	0	0	0	2,587	1,398	0	0	0	0	2,587	1,398
4.0 Transportation Sub-Total	0	0	0	0	2,587	1,398	0	0	0	0	2,587	1,398
Navy/Marine Corps Total	71,883	69,774	57,845	101,777	5,213,508	3,734,457	0	0	476,459	239,429	5,819,695	4,145,437
Navy Total	0	0	0	0	4,261,137	3,014,125	0	0	416,522	206,488	4,677,659	3,220,613
Navy Active Total	0	0	0	0	4,239,044	3,005,361	0	0	416,522	206,488	4,655,566	3,211,849
Operation and Maintenance, Navy												
1.2.1 Civilian Premium Pay	0	0	0	0	6,058	4,585	0	0	302	147	6,360	4,732
1.2.2 Civilian Temporary Hires	0	0	0	0	950	691	0	0	0	0	950	691
1.0 Personnel Sub-Total	0	0	0	0	7,008	5,276	0	0	302	147	7,310	5,423
2.1 Temporary Duty (TDY)/Additional Duty (TAD)	0	0	0	0	105,232	91,487	0	0	521	511	105,753	91,998
2.2 Clothing and Other Personnel Equipment & Supplies	0	0	0	0	9,965	6,821	0	0	1,950	871	11,915	7,692
2.3 Medical Support/Health Services	0	0	0	0	7,871	4,007	0	0	0	0	7,871	4,007
2.5 Other Personnel Support	0	0	0	0	6,689	1,605	0	0	0	0	6,689	1,605
2.7 Body Armor	0	0	0	0	3,506	328	0	0	0	0	3,506	328
2.0 Personnel Support Sub-Total	0	0	0	0	133,263	104,248	0	0	2,471	1,382	135,734	105,630

COST OF WAR
Operation and Maintenance (O&M) Summary Execution by Operation, Component, Appropriation and Cost Breakdown Structure (CBS)
Fiscal Year 2007 - 2019
(Amounts in Thousands)
As of September 30, 2019

Component and Appropriation	Operation New Dawn (OND) / Post-OND Iraq Activities		Operation Enduring Freedom		Operation Freedom's Sentinel		Operation Noble Eagle		Operation Inherent Resolve		Summary	
	Obligations Year to Date	Disbursements Year to Date	Obligations Year to Date	Disbursements Year to Date	Obligations Year to Date	Disbursements Year to Date	Obligations Year to Date	Disbursements Year to Date	Obligations Year to Date	Disbursements Year to Date	Obligations Year to Date	Disbursements Year to Date
3.1 Training	0	0	0	0	69,897	29,954	0	0	0	0	69,897	29,954
3.2 Operations (OPTEMPO) (Fuel, Other POL, Parts)	0	0	0	0	997,723	889,318	0	0	27,427	14,862	1,025,150	904,180
3.2.2 Flying Hours	0	0	0	0	38,568	62	0	0	0	0	38,568	62
3.2.5 Medical Supplies	0	0	0	0	2	2	0	0	0	0	2	2
3.2.7 Other (OPTEMPO) (Explanation Required)	0	0	0	0	6,800	3,831	0	0	0	0	6,800	3,831
3.3 Other Supplies & Equipment	0	0	0	0	386,788	341,013	0	0	1,828	575	388,616	341,588
3.4 Facilities/Base Support	0	0	0	0	267,422	150,665	0	0	0	0	267,422	150,665
3.5.1 Organization Level Maintenance	0	0	0	0	133,831	115,914	0	0	15,057	6,819	148,888	122,733
3.5.2 Intermediate Level Maintenance	0	0	0	0	8,795	2,190	0	0	3,497	2,102	12,292	4,292
3.5.3 Depot Level Maintenance	0	0	0	0	1,219,526	821,311	0	0	201,460	121,761	1,420,986	943,072
3.5.4 Contractor Logistics Support	0	0	0	0	31,297	21,658	0	0	8,500	8,500	39,797	30,158
3.6 (C4I)	0	0	0	0	94,211	41,621	0	0	2,900	0	97,111	41,621
3.7 Other Services and Miscellaneous Contracts	0	0	0	0	431,000	144,816	0	0	153,080	50,340	584,080	195,156
3.8 IED Operation	0	0	0	0	176	149	0	0	0	0	176	149
3.0 Operating Support Sub-Total	0	0	0	0	3,686,036	2,562,504	0	0	413,749	204,959	4,099,785	2,767,463
4.1 Airlift	0	0	0	0	199,264	142,551	0	0	0	0	199,264	142,551
4.2 Sealift	0	0	0	0	208,111	187,160	0	0	0	0	208,111	187,160
4.5 Other Transportation	0	0	0	0	3,608	3,448	0	0	0	0	3,608	3,448
4.6 Second Destination Transportation	0	0	0	0	421	167	0	0	0	0	421	167
4.0 Transportation Sub-Total	0	0	0	0	411,404	333,326	0	0	0	0	411,404	333,326
7.3.04 Defense Forces Equipment and Transportation	0	0	0	0	1,333	7	0	0	0	0	1,333	7
7.0 Other Support Sub-Total	0	0	0	0	1,333	7	0	0	0	0	1,333	7
Navy Reserve Total	0	0	0	0	22,093	8,764	0	0	0	0	22,093	8,764
Operation and Maintenance, Navy Reserve												
2.2 Clothing and Other Personnel Equipment & Supplies	0	0	0	0	1,422	333	0	0	0	0	1,422	333
2.4 Reserve Component Activation/Deactivation	0	0	0	0	2,059	1,157	0	0	0	0	2,059	1,157
2.0 Personnel Support Sub-Total	0	0	0	0	3,481	1,490	0	0	0	0	3,481	1,490
3.3 Other Supplies & Equipment	0	0	0	0	3,018	441	0	0	0	0	3,018	441
3.4 Facilities/Base Support	0	0	0	0	2,846	65	0	0	0	0	2,846	65
3.5.3 Depot Level Maintenance	0	0	0	0	7,916	7,372	0	0	0	0	7,916	7,372
3.5.4 Contractor Logistics Support	0	0	0	0	2,254	261	0	0	0	0	2,254	261
3.6 (C4I)	0	0	0	0	529	0	0	0	0	0	529	0
3.7 Other Services and Miscellaneous Contracts	0	0	0	0	1,769	-887	0	0	0	0	1,769	-887
3.0 Operating Support Sub-Total	0	0	0	0	18,332	7,252	0	0	0	0	18,332	7,252
4.5 Other Transportation	0	0	0	0	250	22	0	0	0	0	250	22
4.6 Second Destination Transportation	0	0	0	0	30	0	0	0	0	0	30	0
4.0 Transportation Sub-Total	0	0	0	0	280	22	0	0	0	0	280	22
Marine Corps Total	71,883	69,774	57,845	101,777	952,371	720,332	0	0	59,937	32,941	1,142,036	924,824
Marine Corps Active Total	71,883	69,774	57,879	101,777	949,025	721,343	0	0	59,937	32,941	1,138,724	925,835
Operation and Maintenance, Marine Corps												
1.1.5 Subsistence	0	0	-6	143	0	0	0	0	0	0	-6	143
1.1.7 Other Military Personnel (Special Pay)	0	0	0	4	0	0	0	0	0	0	0	4
1.2.1 Civilian Premium Pay	0	0	371	371	7,609	1,172	0	0	0	0	7,980	1,543
1.2.2 Civilian Temporary Hires	0	0	-674	-152	1,229	1,219	0	0	0	0	555	1,067
1.2.3 MRAP Vehicles	0	0	-8	-8	0	0	0	0	0	0	-8	-8
1.0 Personnel Sub-Total	0	0	-317	358	8,838	2,391	0	0	0	0	8,521	2,749
2.1 Temporary Duty (TDY)/Additional Duty (TAD)	13	16	81	-192	91,946	70,440	0	0	5,971	3,542	98,011	73,806
2.2 Clothing and Other Personnel Equipment & Supplies	0	0	-1,523	-680	-4	-1,067	0	0	0	0	-1,527	-1,747
2.3 Medical Support/Health Services	0	0	0	-8	5,332	3,560	0	0	0	0	5,332	3,552
2.4 Reserve Component Activation/Deactivation	0	0	-151	-244	0	13	0	0	0	0	-151	-231
2.5 Other Personnel Support	0	0	-20,843	-15,733	-48	32	0	0	0	0	-20,891	-15,701
2.0 Personnel Support Sub-Total	13	16	-22,436	-16,857	97,226	72,978	0	0	5,971	3,542	80,774	59,679
3.1 Training	0	0	-1,927	-1,026	18,400	7,446	0	0	283	214	16,756	6,634
3.2 Operations (OPTEMPO) (Fuel, Other POL, Parts)	0	0	-3,737	1,056	108,952	105,536	0	0	545	478	105,760	107,070
3.2.1 MRAP Vehicles Operation	0	0	0	0	0	-38	0	0	0	0	0	-38
3.3 Other Supplies & Equipment	0	0	1,828	1,249	126,913	83,906	0	0	7,074	276	135,815	85,431

COST OF WAR
Operation and Maintenance (O&M) Summary Execution by Operation, Component, Appropriation and Cost Breakdown Structure (CBS)
Fiscal Year 2007 - 2019
(Amounts in Thousands)
As of September 30, 2019

Component and Appropriation	Operation New Dawn (OND) / Post-OND Iraq Activities		Operation Enduring Freedom		Operation Freedom's Sentinel		Operation Noble Eagle		Operation Inherent Resolve		Summary	
	Obligations Year to Date	Disbursements Year to Date	Obligations Year to Date	Disbursements Year to Date	Obligations Year to Date	Disbursements Year to Date	Obligations Year to Date	Disbursements Year to Date	Obligations Year to Date	Disbursements Year to Date	Obligations Year to Date	Disbursements Year to Date
3.4 Facilities/Base Support	0	0	344	2,648	53,522	67,119	0	0	50	5	53,916	69,772
3.5.1 Organization Level Maintenance	0	0	-1,431	10,564	5	5	0	0	0	0	-1,426	10,569
3.5.2 Intermediate Level Maintenance	0	0	16,389	16,953	0	0	0	0	0	0	16,389	16,953
3.5.3 Depot Level Maintenance	71,831	69,667	-2,295	-7	-868	13,421	0	0	-691	9,380	67,977	92,461
3.5.4 Contractor Logistics Support	0	0	-2,050	-17	59,917	13,599	0	0	639	983	58,506	14,565
3.5.6 MRAP Vehicles Equipment Maintenance	0	0	2,469	2,717	49	1,818	0	0	0	0	2,518	4,535
3.6 (C4I)	0	0	-1,146	-500	7,555	5,301	0	0	14,537	6,983	20,946	11,784
3.7 Other Services and Miscellaneous Contracts	35	87	13,406	17,949	363,843	259,879	0	0	30,284	9,691	407,568	287,606
3.0 Operating Support Sub-Total	71,866	69,754	21,850	51,586	738,288	557,992	0	0	52,721	28,010	884,725	707,342
4.1 Airlift	0	0	0	0	25,622	15,370	0	0	0	0	25,622	15,370
4.2 Sealift	0	0	0	0	20,956	13,111	0	0	0	0	20,956	13,111
4.4 Port Handling/Inland Transportation	0	0	0	0	892	765	0	0	0	0	892	765
4.5 Other Transportation	4	4	9,601	9,647	62,063	48,775	0	0	1,245	1,389	72,913	59,815
4.6 Second Destination Transportation	0	0	86,675	88,823	-4,918	9,834	0	0	0	0	81,757	98,657
4.8 Retrograde of Personnel and Equipment	0	0	-37,494	-31,780	58	127	0	0	0	0	-37,436	-31,653
4.0 Transportation Sub-Total	4	4	58,782	66,690	104,673	87,982	0	0	1,245	1,389	164,704	156,065
Marine Corps Reserve Total	0	0	-34	0	3,346	-1,011	0	0	0	0	3,312	-1,011
Operation and Maintenance, USMC Reserve												
1.2.1 Civilian Premium Pay	0	0	0	0	136	136	0	0	0	0	136	136
1.0 Personnel Sub-Total	0	0	0	0	136	136	0	0	0	0	136	136
2.1 Temporary Duty (TDY)/Additional Duty (TAD)	0	0	0	0	549	-1,345	0	0	0	0	549	-1,345
2.4 Reserve Component Activation/Deactivation	0	0	0	0	-16	2	0	0	0	0	-16	2
2.0 Personnel Support Sub-Total	0	0	0	0	533	-1,343	0	0	0	0	533	-1,343
3.2 Operations (OPTEMPO) (Fuel, Other POL, Parts)	0	0	0	0	2,646	165	0	0	0	0	2,646	165
3.3 Other Supplies & Equipment	0	0	0	0	28	28	0	0	0	0	28	28
3.7 Other Services and Miscellaneous Contracts	0	0	-34	0	3	3	0	0	0	0	-31	3
3.0 Operating Support Sub-Total	0	0	-34	0	2,677	196	0	0	0	0	2,643	196
Air Force Total	-2,150	4,210	-47,539	65,976	6,662,209	6,338,664	25,800	23,501	1,749,551	1,796,022	8,387,871	8,228,373
Air Force Active Total	-2,150	4,218	-94,611	14,896	6,680,981	6,324,717	25,800	23,501	1,749,552	1,796,040	8,359,572	8,163,372
Operation and Maintenance, Air Force												
1.2.2 Civilian Temporary Hires	0	0	-24	-17	61,416	61,497	7,607	7,476	5,405	4,573	74,404	73,529
1.0 Personnel Sub-Total	0	0	-24	-17	61,416	61,497	7,607	7,476	5,405	4,573	74,404	73,529
2.1 Temporary Duty (TDY)/Additional Duty (TAD)	-14	0	-183	-656	206,942	207,541	10,249	9,534	27,884	27,032	244,878	243,451
2.2 Clothing and Other Personnel Equipment & Supplies	0	0	1	0	5,911	6,470	0	0	2	5	5,914	6,475
2.3 Medical Support/Health Services	0	0	-469	-9	48,928	29,408	159	223	2,600	2,696	51,218	32,318
2.5 Other Personnel Support	-2,979	0	-806	17	67,247	59,317	0	0	34,812	44,720	98,274	104,054
2.7 Body Armor	0	0	0	0	348	3,923	0	0	0	0	348	3,923
2.0 Personnel Support Sub-Total	-2,993	0	-1,457	-648	329,376	306,659	10,408	9,757	65,298	74,453	400,632	390,221
3.1 Training	0	0	-417	0	50,139	51,956	0	0	4,776	2,812	54,498	54,768
3.2 Operations (OPTEMPO) (Fuel, Other POL, Parts)	0	0	-51	0	579,124	576,493	3,666	3,666	1,229,598	1,232,379	1,812,337	1,812,538
3.3 Other Supplies & Equipment	934	1,033	-24,623	3,720	620,723	552,663	1,550	801	51,443	65,002	623,219	623,219
3.4 Facilities/Base Support	-5	0	-1,078	-99	238,990	182,380	661	686	52,718	53,985	291,286	236,952
3.5.3 Depot Level Maintenance	0	0	-51,810	4,382	1,220,166	1,484,233	0	0	0	-2,356	1,168,356	1,486,259
3.6 (C4I)	359	2,901	-5,642	4,806	811,492	770,197	0	0	20,307	25,859	826,516	803,763
3.7 Other Services and Miscellaneous Contracts	-113	-77	-10,793	781	1,688,123	1,307,732	671	521	201,056	216,506	1,878,944	1,525,463
3.0 Operating Support Sub-Total	1,175	3,857	-94,414	13,590	5,208,757	4,925,654	6,548	5,674	1,559,898	1,594,187	6,681,964	6,542,962
4.1 Airlift	-332	361	206	198	1,031,639	959,289	684	275	110,498	117,353	1,142,695	1,077,476
4.2 Sealift	0	0	0	0	-117	2,067	0	0	0	0	-117	2,067
4.4 Port Handling/Inland Transportation	0	0	0	0	-5,057	-5,367	0	0	0	0	-5,057	-5,367
4.5 Other Transportation	0	0	1,078	1,773	50,187	70,964	553	319	8,476	5,423	60,294	78,479
4.8 Retrograde of Personnel and Equipment	0	0	0	0	4,467	3,953	0	2	2	2	4,469	3,955
4.0 Transportation Sub-Total	-332	361	1,284	1,971	1,081,119	1,030,906	1,237	594	118,976	122,778	1,202,284	1,156,610
6.1.4 Communication & Electronic Equip Procurement	0	0	0	0	313	1	0	0	0	0	313	1
6.0 Investment Sub-Total	0	0	0	0	313	1	0	0	0	0	313	1

COST OF WAR
Operation and Maintenance (O&M) Summary Execution by Operation, Component, Appropriation and Cost Breakdown Structure (CBS)
Fiscal Year 2007 - 2019
(Amounts in Thousands)
As of September 30, 2019

Component and Appropriation	Operation New Dawn (OND) / Post-OND Iraq Activities		Operation Enduring Freedom		Operation Freedom's Sentinel		Operation Noble Eagle		Operation Inherent Resolve		Summary	
	Obligations Year to Date	Disbursements Year to Date	Obligations Year to Date	Disbursements Year to Date	Obligations Year to Date	Disbursements Year to Date	Obligations Year to Date	Disbursements Year to Date	Obligations Year to Date	Disbursements Year to Date	Obligations Year to Date	Disbursements Year to Date
7.6.2 U.S. Trainer/Enabler	0	0	0	0	0	0	0	0	-25	49	-25	49
7.0 Other Support Sub-Total	0	0	0	0	0	0	0	0	-25	49	-25	49
Air Force Reserve Total	0	-8	47,072	51,080	-29,969	8,795	0	0	-1	-18	17,102	59,849
Operation and Maintenance, Air Force Reserve												
1.2.2 Civilian Temporary Hires	0	0	0	0	4	4	0	0	0	0	4	4
1.0 Personnel Sub-Total	0	0	0	0	4	4	0	0	0	0	4	4
2.1 Temporary Duty (TDY)/Additional Duty (TAD)	0	0	76	983	14	3,258	0	0	-1	-3	89	4,238
2.0 Personnel Support Sub-Total	0	0	76	983	14	3,258	0	0	-1	-3	89	4,238
3.2 Operations (OPTEMPO) (Fuel, Other POL, Parts)	0	0	-12	-112	0	0	0	0	0	0	-12	-112
3.3 Other Supplies & Equipment	0	-8	93	86	-50	-25	0	0	-15	43	38	38
3.4 Facilities/Base Support	0	0	-3,850	-2,518	-6,091	-3,404	0	0	0	-9,941	-5,922	-5,922
3.5.3 Depot Level Maintenance	0	0	6,743	7,282	20,812	32,833	0	0	0	27,555	40,115	40,115
3.5.4 Contractor Logistics Support	0	0	39,973	41,383	-51,460	-30,330	0	0	0	-11,487	11,053	11,053
3.7 Other Services and Miscellaneous Contracts	0	0	1	-3	0	0	0	0	0	0	1	-3
3.0 Operating Support Sub-Total	0	-8	42,948	46,118	-36,789	-926	0	0	-15	6,159	6,159	45,169
5.4 War Reserve Stock Secondary Items	0	0	4,048	3,979	6,802	6,459	0	0	0	0	10,850	10,438
5.0 Working Capital Fund Support Sub-Total	0	0	4,048	3,979	6,802	6,459	0	0	0	0	10,850	10,438
Air Force National Guard Total	0	0	0	0	11,197	5,152	0	0	0	0	11,197	5,152
Operation and Maintenance, Air Natl Guard												
2.1 Temporary Duty (TDY)/Additional Duty (TAD)	0	0	0	0	408	369	0	0	0	0	408	369
2.0 Personnel Support Sub-Total	0	0	0	0	408	369	0	0	0	0	408	369
3.1 Training	0	0	0	0	4	0	0	0	0	0	4	0
3.3 Other Supplies & Equipment	0	0	0	0	2,388	1,913	0	0	0	2,388	1,913	1,913
3.4 Facilities/Base Support	0	0	0	0	1,231	922	0	0	0	1,231	922	922
3.6 (C4I)	0	0	0	0	12	9	0	0	0	12	9	9
3.7 Other Services and Miscellaneous Contracts	0	0	0	0	7,154	1,939	0	0	0	7,154	1,939	1,939
3.0 Operating Support Sub-Total	0	0	0	0	10,789	4,783	0	0	0	0	10,789	4,783
Defense Health Program Total	0	0	-2,455	3,534	330,354	323,603	0	0	0	0	327,899	327,137
Defense Health Program, Defense												
2.3 Medical Support/Health Services	0	0	-2,455	3,534	330,354	323,603	0	0	0	0	327,899	327,137
2.0 Personnel Support Sub-Total	0	0	-2,455	3,534	330,354	323,603	0	0	0	0	327,899	327,137
DODIG Total	0	0	-4	0	8,461	6,839	0	0	16,702	14,507	25,159	21,346
Office of the Inspector General, Defense												
1.2.1 Civilian Premium Pay	0	0	0	0	935	762	0	0	1,739	1,415	2,674	2,177
1.2.2 Civilian Temporary Hires	0	0	0	0	6,520	5,181	0	0	12,104	10,544	18,624	15,725
1.0 Personnel Sub-Total	0	0	0	0	7,455	5,943	0	0	13,843	11,959	21,298	17,902
2.1 Temporary Duty (TDY)/Additional Duty (TAD)	0	0	0	0	432	424	0	0	1,021	1,007	1,453	1,431
2.2 Clothing and Other Personnel Equipment & Supplies	0	0	0	0	6	6	0	0	8	8	14	14
2.2.1 Organizational Clothing	0	0	0	0	55	25	0	0	121	117	176	142
2.5 Other Personnel Support	0	0	0	0	2	2	0	0	1	1	3	3
2.0 Personnel Support Sub-Total	0	0	0	0	495	457	0	0	1,151	1,133	1,646	1,590
3.1 Training	0	0	0	0	27	27	0	0	134	49	161	76
3.1.0 Care-in-Store	0	0	0	0	7	7	0	0	26	19	33	26
3.2.7 Other (OPTEMPO) (Explanation Required)	0	0	0	0	0	0	0	0	1	1	1	1
3.3 Other Supplies & Equipment	0	0	0	0	80	30	0	0	59	39	139	69
3.4 Facilities/Base Support	0	0	0	0	0	0	0	0	85	0	85	0
3.6 (C4I)	0	0	0	0	0	2	0	0	0	1	0	3
3.7 Other Services and Miscellaneous Contracts	0	0	11	0	397	373	0	0	1,402	1,306	1,810	1,679
3.0 Operating Support Sub-Total	0	0	11	0	511	439	0	0	1,707	1,415	2,229	1,854
4.5 Other Transportation	0	0	-15	0	0	0	0	0	1	0	-14	0
4.0 Transportation Sub-Total	0	0	-15	0	0	0	0	0	1	0	-14	0

COST OF WAR
Operation and Maintenance (O&M) Summary Execution by Operation, Component, Appropriation and Cost Breakdown Structure (CBS)
Fiscal Year 2007 - 2019
(Amounts in Thousands)
As of September 30, 2019

Component and Appropriation	Operation New Dawn (OND) / Post-OND Iraq Activities		Operation Enduring Freedom		Operation Freedom's Sentinel		Operation Noble Eagle		Operation Inherent Resolve		Summary	
	Obligations Year to Date	Disbursements Year to Date	Obligations Year to Date	Disbursements Year to Date	Obligations Year to Date	Disbursements Year to Date	Obligations Year to Date	Disbursements Year to Date	Obligations Year to Date	Disbursements Year to Date	Obligations Year to Date	Disbursements Year to Date
Defense Agency Total	-621	57,233	-499,717	-437,044	2,364,115	1,329,931	0	0	923,195	827,452	2,786,972	1,777,572
Operation and Maintenance, Defense-Wide												
1.2.1 Civilian Premium Pay	0	9,131	0	21,279	50,962	48,397	0	0	3,779	3,756	54,741	82,563
1.2.2 Civilian Temporary Hires	-471	0	-304	-76	6,047	5,998	0	0	644	641	5,916	6,563
1.0 Personnel Sub-Total	-471	9,131	-304	21,203	57,009	54,395	0	0	4,423	4,397	60,657	89,126
2.1 Temporary Duty (TDY)/Additional Duty (TAD)	-52	528	-9,941	-824	65,748	78,186	0	0	24,640	23,018	80,395	100,908
2.2 Clothing and Other Personnel Equipment & Supplies	0	0	-14	985	3,858	2,577	0	0	1,201	517	5,045	4,079
2.3 Medical Support/Health Services	0	0	-1,540	-1,508	6,041	2,367	0	0	816	12	5,317	871
2.5 Other Personnel Support	0	0	-83,727	-82,357	-125,776	-72,453	0	0	0	0	-209,503	-154,810
2.7 Body Armor	0	0	0	48	0	0	0	0	0	0	0	48
2.0 Personnel Support Sub-Total	-52	528	-95,222	-83,656	-50,129	10,677	0	0	26,657	23,547	-118,746	-48,904
3.1 Training	0	0	-724	-490	25,297	16,327	0	0	2,183	2,226	26,756	18,063
3.2 Operations (OPTEMPO) (Fuel, Other POL, Parts)	0	0	-9,905	-14,121	8,520	-25,506	0	0	63,305	56,669	61,920	17,042
3.3 Other Supplies & Equipment	0	265	-83,036	-116,753	-54,403	-83,007	0	0	12,110	19,357	-125,329	-180,138
3.4 Facilities/Base Support	0	0	-783	-738	333	793	0	0	1,587	1,600	1,137	1,655
3.5.1 Organization Level Maintenance	0	0	-14	0	327	286	0	0	39	5	352	291
3.5.2 Intermediate Level Maintenance	0	0	0	0	3,148	2,682	0	0	199	189	3,347	2,871
3.5.3 Depot Level Maintenance	0	0	-8	0	20,061	3,173	0	0	0	0	20,053	3,173
3.5.4 Contractor Logistics Support	0	0	-123,279	-137,055	-82,813	55,070	0	0	97,837	78,809	-108,255	-3,176
3.5.6 MRAP Vehicles Equipment Maintenance	0	0	0	0	49,506	48,143	0	0	0	0	49,506	48,143
3.6 (C4I)	0	0	-29,659	-28,685	452,007	181,082	0	0	308,118	268,420	730,466	420,817
3.7 Other Services and Miscellaneous Contracts	-98	47,308	-18,755	60,924	1,637,197	832,268	0	0	405,523	371,305	2,023,867	1,311,805
3.0 Operating Support Sub-Total	-98	47,573	-266,163	-236,918	2,059,180	1,031,311	0	0	890,901	798,580	2,683,820	1,640,546
4.1 Airlift	0	1	-133,567	-133,300	-44,137	-85,016	0	0	0	0	-177,704	-218,315
4.2 Sealift	0	0	-2,959	6,058	-9,520	-7,230	0	0	0	0	-12,479	-1,172
4.4 Port Handling/Inland Transportation	0	0	-112	-84	2,985	3,282	0	0	765	737	3,638	3,935
4.5 Other Transportation	0	0	-1,390	-10,347	48,276	43,110	0	0	449	191	47,335	32,954
4.6 Second Destination Transportation	0	0	0	0	26	24	0	0	0	0	26	24
4.0 Transportation Sub-Total	0	1	-138,028	-137,673	-2,370	-45,830	0	0	1,214	928	-139,184	-182,574
7.1.90 Coalition Readiness Support Program (CRSP)	0	0	0	0	181,595	170,705	0	0	0	0	181,595	170,705
7.2.1 Transportation Support	0	0	0	0	14,047	16,390	0	0	0	0	14,047	16,390
7.2.2 Logistic Support	0	0	0	0	104,783	92,283	0	0	0	0	104,783	92,283
7.0 Other Support Sub-Total	0	0	0	0	300,425	279,378	0	0	0	0	300,425	279,378

COST OF WAR
Operation and Maintenance (O&M) Summary Execution by Operation and Cost Breakdown Structure (CBS)
Beginning Fiscal Year - 2019
(Amounts in Thousands)
As of September 30, 2019

CBS Summary	Operation New Dawn (OND) / Post-OND Iraq Activities		Operation Enduring Freedom		Operation Freedom's Sentinel		Operation Noble Eagle		Operation Inherent Resolve		Summary	
	Obligations Year to Date	Disbursements Year to Date	Obligations Year to Date	Disbursements Year to Date	Obligations Year to Date	Disbursements Year to Date	Obligations Year to Date	Disbursements Year to Date	Obligations Year to Date	Disbursements Year to Date	Obligations Year to Date	Disbursements Year to Date
O&M CBS Summary Total	0	0	0	0	32,340,123	18,809,302	70,427	41,007	5,312,347	3,375,631	37,722,897	22,225,940
1.0 Personnel Costs	0	0	0	0	249,009	220,156	4,062	3,911	34,003	30,885	287,074	254,952
2.0 Personnel Support Costs	0	0	0	0	1,937,297	1,258,569	19,180	17,708	270,195	201,022	2,226,672	1,477,299
3.0 Operating Support Costs	0	0	0	0	24,506,585	12,819,153	43,647	17,107	4,795,901	2,968,942	29,346,133	15,805,202
4.0 Transportation Costs	0	0	0	0	3,485,504	2,714,035	3,538	2,281	212,235	174,769	3,701,277	2,891,085
6.0 Investment Costs	0	0	0	0	313	1	0	0	0	0	313	1
7.0 Other Support Costs	0	0	0	0	2,161,415	1,797,388	0	0	13	13	2,161,428	1,797,401
1.2.1 Civilian Premium Pay	0	0	0	0	160,389	145,116	494	474	16,568	15,095	177,451	160,685
1.2.2 Civilian Temporary Hires	0	0	0	0	88,620	75,040	3,568	3,437	17,435	15,790	109,623	94,267
1.0 Personnel Sub-Total	0	0	0	0	249,009	220,156	4,062	3,911	34,003	30,885	287,074	254,952
2.1 Temporary Duty (TDY)/Additional Duty (TAD)	0	0	0	0	820,532	618,272	19,059	17,641	95,738	73,489	935,329	709,402
2.2 Clothing and Other Personnel Equipment & Supplies	0	0	0	0	487,275	158,434	0	0	3,162	994	490,437	159,428
2.2.1 Organizational Clothing	0	0	0	0	55	25	0	0	112	57	167	82
2.3 Medical Support/Health Services	0	0	0	0	463,153	381,466	121	67	16,058	12,152	479,332	393,685
2.4 Reserve Component Activation/Deactivation	0	0	0	0	10,463	7,861	0	0	0	0	10,463	7,861
2.5 Other Personnel Support	0	0	0	0	143,702	84,495	0	0	155,125	114,330	298,827	198,825
2.6 Rest & Recreation	0	0	0	0	8,263	7,572	0	0	0	0	8,263	7,572
2.7 Body Armor	0	0	0	0	3,854	444	0	0	0	0	3,854	444
2.0 Personnel Support Sub-Total	0	0	0	0	1,937,297	1,258,569	19,180	17,708	270,195	201,022	2,226,672	1,477,299
3.1 Training	0	0	0	0	221,754	112,306	1	1	7,921	3,596	229,676	115,903
3.1.0 Care-in-Store	0	0	0	0	4,670	0	0	0	0	0	4,670	0
3.2 Operations (OPTEMPO) (Fuel, Other POL, Parts)	0	0	0	0	3,301,166	2,755,931	4,528	4,303	1,563,237	1,445,884	4,868,931	4,206,118
3.2.2 Flying Hours	0	0	0	0	38,568	62	0	0	0	0	38,568	62
3.2.5 Medical Supplies	0	0	0	0	2	2	0	0	0	0	2	2
3.2.7 Other (OPTEMPO) (Explanation Required)	0	0	0	0	6,800	3,831	0	0	1	1	6,801	3,832
3.3 Other Supplies & Equipment	0	0	0	0	2,475,075	1,328,846	1,585	698	213,791	143,063	2,690,451	1,472,607
3.4 Facilities/Base Support	0	0	0	0	1,363,953	593,338	2,902	1,314	220,220	70,150	1,587,075	664,802
3.5.1 Organization Level Maintenance	0	0	0	0	342,210	271,807	0	0	15,096	6,824	357,306	278,631
3.5.2 Intermediate Level Maintenance	0	0	0	0	250,096	157,604	0	0	3,696	2,291	253,792	159,895
3.5.3 Depot Level Maintenance	0	0	0	0	3,071,532	1,553,240	0	0	208,450	125,282	3,279,982	1,678,522
3.5.4 Contractor Logistics Support	0	0	0	0	1,820,912	885,962	18,934	5,106	225,834	109,942	2,065,680	1,001,010
3.5.6 MRAP Vehicles Equipment Maintenance	0	0	0	0	99,867	60,759	0	0	0	0	99,867	60,759
3.6 (C4I)	0	0	0	0	4,053,340	1,783,354	605	564	780,882	326,261	4,834,827	2,110,179
3.7 Other Services and Miscellaneous Contracts	0	0	0	0	7,455,353	3,311,962	15,092	5,121	1,556,773	735,648	9,027,218	4,052,731
3.8 IED Operation	0	0	0	0	176	149	0	0	0	0	176	149
3.9 Psychological Operations (Information Operations)	0	0	0	0	1,111	0	0	0	0	0	1,111	0
3.0 Operating Support Sub-Total	0	0	0	0	24,506,585	12,819,153	43,647	17,107	4,795,901	2,968,942	29,346,133	15,805,202
4.1 Airlift	0	0	0	0	1,941,076	1,582,119	684	275	144,668	127,034	2,086,428	1,709,428
4.2 Sealift	0	0	0	0	385,677	347,229	0	0	11,964	11,964	397,641	359,193
4.4 Port Handling/Inland Transportation	0	0	0	0	327,285	146,774	2,321	1,695	39,165	28,537	368,771	177,006
4.5 Other Transportation	0	0	0	0	176,361	134,659	533	311	15,649	6,479	192,543	141,449
4.6 Second Destination Transportation	0	0	0	0	650,264	500,344	0	0	787	753	651,051	501,097
4.8 Retrograde of Personnel and Equipment	0	0	0	0	4,841	2,910	0	0	2	2	4,843	2,912
4.0 Transportation Sub-Total	0	0	0	0	3,485,504	2,714,035	3,538	2,281	212,235	174,769	3,701,277	2,891,085
6.1.4 Communication & Electronic Equip Procurement	0	0	0	0	313	1	0	0	0	0	313	1
6.0 Investment Sub-Total	0	0	0	0	313	1	0	0	0	0	313	1
7.1.90 Coalition Readiness Support Program (CRSP)	0	0	0	0	28,896	9,999	0	0	0	0	28,896	9,999
7.2.1 Transportation Support	0	0	0	0	14,034	12,761	0	0	0	0	14,034	12,761
7.2.2 Logistic Support	0	0	0	0	104,783	92,283	0	0	0	0	104,783	92,283
7.3.02 Defense Forces Sustainment	0	0	0	0	1,054,677	954,152	0	0	0	0	1,054,677	954,152
7.3.03 Defense Forces Infrastructure	0	0	0	0	112,510	7,865	0	0	0	0	112,510	7,865
7.3.04 Defense Forces Equipment and Transportation	0	0	0	0	71,079	67,922	0	0	0	0	71,079	67,922
7.3.05 Defense Forces Training and Operations	0	0	0	0	477,043	429,333	0	0	0	0	477,043	429,333
7.3.07 Interior Forces Sustainment	0	0	0	0	221,840	167,735	0	0	0	0	221,840	167,735
7.3.09 Interior Forces Equipment	0	0	0	0	392	3	0	0	0	0	392	3
7.3.10 Interior Forces Training and Operations	0	0	0	0	73,446	21,751	0	0	0	0	73,446	21,751

COST OF WAR
Operation and Maintenance (O&M) Summary Execution by Operation and Cost Breakdown Structure (CBS)
Beginning Fiscal Year - 2019
(Amounts in Thousands)
As of September 30, 2019

	Operation New Dawn (OND) / Post-OND Iraq Activities		Operation Enduring Freedom		Operation Freedom's Sentinel		Operation Noble Eagle		Operation Inherent Resolve		Summary	
	Obligations Year to Date	Disbursements Year to Date	Obligations Year to Date	Disbursements Year to Date	Obligations Year to Date	Disbursements Year to Date	Obligations Year to Date	Disbursements Year to Date	Obligations Year to Date	Disbursements Year to Date	Obligations Year to Date	Disbursements Year to Date
CBS Summary												
7.3.20 Other	0	0	0	0	0	30,893	0	0	0	0	0	30,893
7.4.1 Afghanistan (CERP)	0	0	0	0	2,715	2,691	0	0	0	0	2,715	2,691
7.6.2 U.S. Trainer/Enabler	0	0	0	0	0	0	0	0	13	13	13	13
7.0 Other Support Sub-Total	0	0	0	0	2,161,415	1,797,388	0	0	13	13	2,161,428	1,797,401

COST OF WAR
Operation and Maintenance (O&M) Summary Execution by Operation, Component, and Cost Breakdown Structure (CBS)
Beginning Fiscal Year - 2019
(Amounts in Thousands)
As of September 30, 2019

Component	Operation New Dawn (OND) / Post-OND Iraq Activities		Operation Enduring Freedom		Operation Freedom's Sentinel		Operation Noble Eagle		Operation Inherent Resolve		Summary	
	Obligations Year To Date	Disbursements Year To Date	Obligations Year To Date	Disbursements Year To Date	Obligations Year To Date	Disbursements Year To Date	Obligations Year To Date	Disbursements Year To Date	Obligations Year To Date	Disbursements Year To Date	Obligations Year To Date	Disbursements Year To Date
Grand Total	0	0	0	0	32,340,123	18,809,302	70,427	41,007	5,312,347	3,375,631	37,722,897	22,225,940
Army Total	0	0	0	0	15,657,955	9,285,198	51,339	24,129	2,436,941	1,262,997	18,146,235	10,572,324
1.2.1 Civilian Premium Pay	0	0	0	0	94,742	91,541	494	474	10,913	9,777	106,149	101,792
1.2.2 Civilian Temporary Hires	0	0	0	0	8,867	339	0	0	58	58	8,925	397
1.0 Personnel Sub-Total	0	0	0	0	103,609	91,880	494	474	10,971	9,835	115,074	102,189
2.1 Temporary Duty (TDY)/Additional Duty (TAD)	0	0	0	0	262,172	164,316	10,382	9,469	37,148	24,118	309,702	197,903
2.2 Clothing and Other Personnel Equipment & Supplies	0	0	0	0	465,982	145,366	0	0	0	0	465,982	145,366
2.3 Medical Support/Health Services	0	0	0	0	45,681	39,339	8	8	12,626	10,229	58,315	49,576
2.4 Reserve Component Activation/Deactivation	0	0	0	0	8,404	6,704	0	0	0	0	8,404	6,704
2.5 Other Personnel Support	0	0	0	0	36,808	13,642	0	0	120,289	84,448	157,097	98,090
2.6 Rest & Recreation	0	0	0	0	8,263	7,572	0	0	0	0	8,263	7,572
2.0 Personnel Support Sub-Total	0	0	0	0	827,310	376,939	10,390	9,477	170,063	118,795	1,007,763	505,211
3.1 Training	0	0	0	0	40,812	10,615	1	1	101	101	40,914	10,717
3.1.0 Care-in-Store	0	0	0	0	4,670	0	0	0	0	0	4,670	0
3.2 Operations (OPTEMPO) (Fuel, Other POL, Parts)	0	0	0	0	1,450,694	1,092,742	862	637	239,495	142,382	1,691,051	1,235,761
3.3 Other Supplies & Equipment	0	0	0	0	1,078,364	543,370	425	277	137,978	105,475	1,216,767	649,122
3.4 Facilities/Base Support	0	0	0	0	782,519	305,322	2,886	1,298	163,404	57,570	948,809	364,190
3.5.1 Organization Level Maintenance	0	0	0	0	208,047	155,602	0	0	0	0	208,047	155,602
3.5.2 Intermediate Level Maintenance	0	0	0	0	238,153	152,732	0	0	0	0	238,153	152,732
3.5.3 Depot Level Maintenance	0	0	0	0	534,583	242,586	0	0	6,990	3,521	541,573	246,107
3.5.4 Contractor Logistics Support	0	0	0	0	1,250,414	634,520	18,934	5,106	119,115	43,403	1,388,463	683,029
3.5.6 MRAP Vehicles Equipment Maintenance	0	0	0	0	50,361	12,616	0	0	0	0	50,361	12,616
3.6 (C4I)	0	0	0	0	2,483,781	1,199,816	605	564	577,885	251,688	3,062,271	1,452,068
3.7 Other Services and Miscellaneous Contracts	0	0	0	0	3,080,601	1,604,145	14,421	4,600	929,738	459,660	4,024,760	2,068,405
3.9 Psychological Operations (Information Operations)	0	0	0	0	1,111	0	0	0	0	0	1,111	0
3.0 Operating Support Sub-Total	0	0	0	0	11,204,110	5,954,066	38,134	12,483	2,174,706	1,063,800	13,416,950	7,030,349
4.1 Airlift	0	0	0	0	402,821	396,036	0	0	30,044	30,044	432,865	426,080
4.2 Sealift	0	0	0	0	155,310	146,778	0	0	11,964	11,964	167,274	158,742
4.4 Port Handling/Inland Transportation	0	0	0	0	299,606	134,099	2,321	1,695	38,400	27,800	340,327	163,594
4.5 Other Transportation	0	0	0	0	3,057	2,891	0	0	0	0	3,057	2,891
4.6 Second Destination Transportation	0	0	0	0	649,763	500,171	0	0	787	753	650,550	500,924
4.0 Transportation Sub-Total	0	0	0	0	1,510,557	1,179,975	2,321	1,695	81,195	70,561	1,594,073	1,252,231
7.3.02 Defense Forces Sustainment	0	0	0	0	1,054,677	954,152	0	0	0	0	1,054,677	954,152
7.3.03 Defense Forces Infrastructure	0	0	0	0	112,510	7,865	0	0	0	0	112,510	7,865
7.3.04 Defense Forces Equipment and Transportation	0	0	0	0	69,746	67,915	0	0	0	0	69,746	67,915
7.3.05 Defense Forces Training and Operations	0	0	0	0	477,043	429,333	0	0	0	0	477,043	429,333
7.3.07 Interior Forces Sustainment	0	0	0	0	221,840	167,735	0	0	0	0	221,840	167,735
7.3.09 Interior Forces Equipment	0	0	0	0	392	3	0	0	0	0	392	3
7.3.10 Interior Forces Training and Operations	0	0	0	0	73,446	21,751	0	0	0	0	73,446	21,751
7.3.20 Other	0	0	0	0	0	30,893	0	0	0	0	0	30,893
7.4.1 Afghanistan (CERP)	0	0	0	0	2,715	2,691	0	0	0	0	2,715	2,691
7.6.2 U.S. Trainer/Enabler	0	0	0	0	0	0	0	0	6	6	6	6
7.0 Other Support Sub-Total	0	0	0	0	2,012,369	1,682,338	0	0	6	6	2,012,375	1,682,344
Navy/Marine Corps Total	0	0	0	0	5,232,561	3,568,058	0	0	476,262	227,908	5,708,823	3,795,966
Navy Total	0	0	0	0	4,275,759	3,014,125	0	0	416,522	206,488	4,692,281	3,220,613
1.2.1 Civilian Premium Pay	0	0	0	0	6,058	4,585	0	0	302	147	6,360	4,732
1.2.2 Civilian Temporary Hires	0	0	0	0	950	691	0	0	0	0	950	691
1.0 Personnel Sub-Total	0	0	0	0	7,008	5,276	0	0	302	147	7,310	5,423
2.1 Temporary Duty (TDY)/Additional Duty (TAD)	0	0	0	0	105,232	91,487	0	0	521	511	105,753	91,998
2.2 Clothing and Other Personnel Equipment & Supplies	0	0	0	0	11,387	7,154	0	0	1,950	871	13,337	8,025
2.3 Medical Support/Health Services	0	0	0	0	7,871	4,007	0	0	0	0	7,871	4,007
2.4 Reserve Component Activation/Deactivation	0	0	0	0	2,059	1,157	0	0	0	0	2,059	1,157
2.5 Other Personnel Support	0	0	0	0	6,689	1,605	0	0	0	0	6,689	1,605
2.7 Body Armor	0	0	0	0	3,506	328	0	0	0	0	3,506	328
2.0 Personnel Support Sub-Total	0	0	0	0	136,744	105,738	0	0	2,471	1,382	139,215	107,120
3.1 Training	0	0	0	0	69,897	29,954	0	0	0	0	69,897	29,954

COST OF WAR
Operation and Maintenance (O&M) Summary Execution by Operation, Component, and Cost Breakdown Structure (CBS)
Beginning Fiscal Year - 2019
(Amounts in Thousands)
As of September 30, 2019

Component	Operation New Dawn (OND) / Post-OND Iraq Activities		Operation Enduring Freedom		Operation Freedom's Sentinel		Operation Noble Eagle		Operation Inherent Resolve		Summary	
	Obligations Year To Date	Disbursements Year To Date	Obligations Year To Date	Disbursements Year To Date	Obligations Year To Date	Disbursements Year To Date	Obligations Year To Date	Disbursements Year To Date	Obligations Year To Date	Disbursements Year To Date	Obligations Year To Date	Disbursements Year To Date
3.2 Operations (OPTEMPO) (Fuel, Other POL, Parts)	0	0	0	0	997,723	889,318	0	0	27,427	14,862	1,025,150	904,180
3.2.2 Flying Hours	0	0	0	0	38,568	62	0	0	0	0	38,568	62
3.2.5 Medical Supplies	0	0	0	0	2	2	0	0	0	0	2	2
3.2.7 Other (OPTEMPO) (Explanation Required)	0	0	0	0	6,800	3,831	0	0	0	0	6,800	3,831
3.3 Other Supplies & Equipment	0	0	0	0	396,362	341,454	0	0	1,828	575	398,190	342,029
3.4 Facilities/Base Support	0	0	0	0	270,268	150,730	0	0	0	0	270,268	150,730
3.5.1 Organization Level Maintenance	0	0	0	0	133,831	115,914	0	0	15,057	6,819	148,888	122,733
3.5.2 Intermediate Level Maintenance	0	0	0	0	8,795	2,190	0	0	3,497	2,102	12,292	4,292
3.5.3 Depot Level Maintenance	0	0	0	0	1,230,926	828,683	0	0	201,460	121,761	1,432,386	950,444
3.5.4 Contractor Logistics Support	0	0	0	0	33,551	21,919	0	0	8,500	8,500	42,051	30,419
3.6 (C4I)	0	0	0	0	94,740	41,621	0	0	2,900	0	97,640	41,621
3.7 Other Services and Miscellaneous Contracts	0	0	0	0	437,351	143,929	0	0	153,080	50,340	590,431	194,269
3.8 IED Operation	0	0	0	0	176	149	0	0	0	0	176	149
3.0 Operating Support Sub-Total	0	0	0	0	3,718,990	2,569,756	0	0	413,749	204,959	4,132,739	2,774,715
4.1 Airlift	0	0	0	0	199,264	142,551	0	0	0	0	199,264	142,551
4.2 Sealift	0	0	0	0	208,111	187,160	0	0	0	0	208,111	187,160
4.5 Other Transportation	0	0	0	0	3,858	3,470	0	0	0	0	3,858	3,470
4.6 Second Destination Transportation	0	0	0	0	451	167	0	0	0	0	451	167
4.0 Transportation Sub-Total	0	0	0	0	411,684	333,348	0	0	0	0	411,684	333,348
7.3.04 Defense Forces Equipment and Transportation	0	0	0	0	1,333	7	0	0	0	0	1,333	7
7.0 Other Support Sub-Total	0	0	0	0	1,333	7	0	0	0	0	1,333	7
Marine Corps Total	0	0	0	0	956,802	553,933	0	0	59,740	21,420	1,016,542	575,353
1.2.1 Civilian Premium Pay	0	0	0	0	7,777	1,341	0	0	0	0	7,777	1,341
1.2.2 Civilian Temporary Hires	0	0	0	0	1,229	1,220	0	0	0	0	1,229	1,220
1.0 Personnel Sub-Total	0	0	0	0	9,006	2,561	0	0	0	0	9,006	2,561
2.1 Temporary Duty (TDY)/Additional Duty (TAD)	0	0	0	0	86,092	64,269	0	0	6,034	3,538	92,126	67,807
2.2 Clothing and Other Personnel Equipment & Supplies	0	0	0	0	15	0	0	0	0	0	15	0
2.3 Medical Support/Health Services	0	0	0	0	5,041	3,240	0	0	0	0	5,041	3,240
2.0 Personnel Support Sub-Total	0	0	0	0	91,148	67,509	0	0	6,034	3,538	97,182	71,047
3.1 Training	0	0	0	0	18,766	7,839	0	0	283	214	19,049	8,053
3.2 Operations (OPTEMPO) (Fuel, Other POL, Parts)	0	0	0	0	111,750	87,598	0	0	545	478	112,295	88,076
3.3 Other Supplies & Equipment	0	0	0	0	130,521	80,070	0	0	7,074	276	137,595	80,346
3.4 Facilities/Base Support	0	0	0	0	54,191	37,363	0	0	50	5	54,241	37,368
3.5.1 Organization Level Maintenance	0	0	0	0	5	5	0	0	0	0	5	5
3.5.4 Contractor Logistics Support	0	0	0	0	60,080	13,915	0	0	694	157	60,774	14,072
3.6 (C4I)	0	0	0	0	7,643	2,407	0	0	14,537	6,983	22,180	9,390
3.7 Other Services and Miscellaneous Contracts	0	0	0	0	364,208	176,700	0	0	29,169	8,376	393,377	185,076
3.0 Operating Support Sub-Total	0	0	0	0	747,164	405,897	0	0	52,352	16,489	799,516	422,386
4.1 Airlift	0	0	0	0	25,622	15,370	0	0	0	0	25,622	15,370
4.2 Sealift	0	0	0	0	20,956	13,111	0	0	0	0	20,956	13,111
4.4 Port Handling/Inland Transportation	0	0	0	0	892	765	0	0	0	0	892	765
4.5 Other Transportation	0	0	0	0	62,014	48,720	0	0	1,354	1,393	63,368	50,113
4.0 Transportation Sub-Total	0	0	0	0	109,484	77,966	0	0	1,354	1,393	110,838	79,359
Air Force Total	0	0	0	0	6,911,745	3,733,118	19,088	16,878	1,774,710	1,516,544	8,705,543	5,266,540
1.2.2 Civilian Temporary Hires	0	0	0	0	64,702	60,902	3,568	3,437	5,402	4,547	73,672	68,886
1.0 Personnel Sub-Total	0	0	0	0	64,702	60,902	3,568	3,437	5,402	4,547	73,672	68,886
2.1 Temporary Duty (TDY)/Additional Duty (TAD)	0	0	0	0	217,169	172,885	8,677	8,172	26,446	21,985	252,292	203,042
2.2 Clothing and Other Personnel Equipment & Supplies	0	0	0	0	6,028	4,448	0	0	2	2	6,030	4,450
2.3 Medical Support/Health Services	0	0	0	0	49,008	24,657	113	59	2,616	1,911	51,737	26,627
2.5 Other Personnel Support	0	0	0	0	68,585	37,628	0	0	34,835	29,881	103,420	67,509
2.7 Body Armor	0	0	0	0	348	116	0	0	0	0	348	116
2.0 Personnel Support Sub-Total	0	0	0	0	341,138	239,734	8,790	8,231	63,899	53,779	413,827	301,744
3.1 Training	0	0	0	0	50,981	39,117	0	0	5,122	1,037	56,103	40,154
3.2 Operations (OPTEMPO) (Fuel, Other POL, Parts)	0	0	0	0	579,184	575,392	3,666	3,666	1,232,465	1,231,493	1,815,315	1,810,551
3.3 Other Supplies & Equipment	0	0	0	0	658,996	302,997	1,160	421	54,414	32,452	714,570	335,870
3.4 Facilities/Base Support	0	0	0	0	253,876	99,006	16	16	55,081	10,975	308,973	109,997

COST OF WAR
Operation and Maintenance (O&M) Summary Execution by Operation, Component, and Cost Breakdown Structure (CBS)
Beginning Fiscal Year - 2019
(Amounts in Thousands)
As of September 30, 2019

Component	Operation New Dawn (OND) / Post-OND Iraq Activities		Operation Enduring Freedom		Operation Freedom's Sentinel		Operation Noble Eagle		Operation Inherent Resolve		Summary	
	Obligations Year To Date	Disbursements Year To Date	Obligations Year To Date	Disbursements Year To Date	Obligations Year To Date	Disbursements Year To Date	Obligations Year To Date	Disbursements Year To Date	Obligations Year To Date	Disbursements Year To Date	Obligations Year To Date	Disbursements Year To Date
3.5.3 Depot Level Maintenance	0	0	0	0	1,285,962	478,798	0	0	0	0	1,285,962	478,798
3.6 (C4I)	0	0	0	0	833,440	376,401	0	0	21,062	2,073	854,502	378,474
3.7 Other Services and Miscellaneous Contracts	0	0	0	0	1,717,976	709,341	671	521	208,786	78,294	1,927,433	788,156
3.0 Operating Support Sub-Total	0	0	0	0	5,380,415	2,581,052	5,513	4,624	1,576,930	1,356,324	6,962,858	3,942,000
4.1 Airlift	0	0	0	0	1,040,034	804,115	684	275	114,624	96,990	1,155,342	901,380
4.4 Port Handling/Inland Transportation	0	0	0	0	23,770	9,163	0	0	0	0	23,770	9,163
4.5 Other Transportation	0	0	0	0	56,532	35,241	533	311	13,846	4,895	70,911	40,447
4.8 Retrograde of Personnel and Equipment	0	0	0	0	4,841	2,910	0	0	2	2	4,843	2,912
4.0 Transportation Sub-Total	0	0	0	0	1,125,177	851,429	1,217	586	128,472	101,887	1,254,866	953,902
6.1.4 Communication & Electronic Equip Procurement	0	0	0	0	313	1	0	0	0	0	313	1
6.0 Investment Sub-Total	0	0	0	0	313	1	0	0	0	0	313	1
7.6.2 U.S. Trainer/Enabler	0	0	0	0	0	0	0	0	7	7	7	7
7.0 Other Support Sub-Total	0	0	0	0	0	0	0	0	7	7	7	7
Defense Health Program Total	0	0	0	0	349,422	308,250	0	0	0	0	349,422	308,250
2.3 Medical Support/Health Services	0	0	0	0	349,422	308,250	0	0	0	0	349,422	308,250
2.0 Personnel Support Sub-Total	0	0	0	0	349,422	308,250	0	0	0	0	349,422	308,250
DODIG Total	0	0	0	0	7,911	6,665	0	0	15,512	14,188	23,423	20,853
1.2.1 Civilian Premium Pay	0	0	0	0	847	762	0	0	1,574	1,415	2,421	2,177
1.2.2 Civilian Temporary Hires	0	0	0	0	6,103	5,181	0	0	11,331	10,544	17,434	15,725
1.0 Personnel Sub-Total	0	0	0	0	6,950	5,943	0	0	12,905	11,959	19,855	17,902
2.1 Temporary Duty (TDY)/Additional Duty (TAD)	0	0	0	0	405	371	0	0	943	822	1,348	1,193
2.2 Clothing and Other Personnel Equipment & Supplies	0	0	0	0	6	6	0	0	8	8	14	14
2.2.1 Organizational Clothing	0	0	0	0	55	25	0	0	112	57	167	82
2.5 Other Personnel Support	0	0	0	0	0	0	0	0	1	1	1	1
2.0 Personnel Support Sub-Total	0	0	0	0	466	402	0	0	1,064	888	1,530	1,290
3.1 Training	0	0	0	0	27	27	0	0	134	44	161	71
3.2.7 Other (OPTEMPO) (Explanation Required)	0	0	0	0	0	0	0	0	1	1	1	1
3.3 Other Supplies & Equipment	0	0	0	0	75	24	0	0	54	34	129	58
3.4 Facilities/Base Support	0	0	0	0	0	0	0	0	85	0	85	0
3.7 Other Services and Miscellaneous Contracts	0	0	0	0	393	269	0	0	1,269	1,262	1,662	1,531
3.0 Operating Support Sub-Total	0	0	0	0	495	320	0	0	1,543	1,341	2,038	1,661
Defense Agency Total	0	0	0	0	4,180,529	1,908,013	0	0	608,922	353,994	4,789,451	2,262,007
1.2.1 Civilian Premium Pay	0	0	0	0	50,965	46,887	0	0	3,779	3,756	54,744	50,643
1.2.2 Civilian Temporary Hires	0	0	0	0	6,769	6,707	0	0	644	641	7,413	7,348
1.0 Personnel Sub-Total	0	0	0	0	57,734	53,594	0	0	4,423	4,397	62,157	57,991
2.1 Temporary Duty (TDY)/Additional Duty (TAD)	0	0	0	0	149,462	124,944	0	0	24,646	22,515	174,108	147,459
2.2 Clothing and Other Personnel Equipment & Supplies	0	0	0	0	3,857	1,460	0	0	1,202	113	5,059	1,573
2.3 Medical Support/Health Services	0	0	0	0	6,130	1,973	0	0	816	12	6,946	1,985
2.5 Other Personnel Support	0	0	0	0	31,620	31,620	0	0	0	0	31,620	31,620
2.0 Personnel Support Sub-Total	0	0	0	0	191,069	159,997	0	0	26,664	22,640	217,733	182,637
3.1 Training	0	0	0	0	41,271	24,754	0	0	2,281	2,200	43,552	26,954
3.2 Operations (OPTEMPO) (Fuel, Other POL, Parts)	0	0	0	0	161,815	110,881	0	0	63,305	56,669	225,120	167,550
3.3 Other Supplies & Equipment	0	0	0	0	210,757	60,931	0	0	12,443	4,251	223,200	65,182
3.4 Facilities/Base Support	0	0	0	0	3,099	917	0	0	1,600	1,600	4,699	2,517
3.5.1 Organization Level Maintenance	0	0	0	0	327	286	0	0	39	5	366	291
3.5.2 Intermediate Level Maintenance	0	0	0	0	3,148	2,682	0	0	199	189	3,347	2,871
3.5.3 Depot Level Maintenance	0	0	0	0	20,061	3,173	0	0	0	0	20,061	3,173
3.5.4 Contractor Logistics Support	0	0	0	0	476,867	215,608	0	0	97,525	57,882	574,392	273,490
3.5.6 MRAP Vehicles Equipment Maintenance	0	0	0	0	49,506	48,143	0	0	0	0	49,506	48,143
3.6 (C4I)	0	0	0	0	633,736	163,109	0	0	164,498	65,517	798,234	228,626
3.7 Other Services and Miscellaneous Contracts	0	0	0	0	1,854,824	677,578	0	0	234,731	137,716	2,089,555	815,294
3.0 Operating Support Sub-Total	0	0	0	0	3,455,411	1,308,062	0	0	576,621	326,029	4,032,032	1,634,091
4.1 Airlift	0	0	0	0	273,335	224,047	0	0	0	0	273,335	224,047
4.2 Sealift	0	0	0	0	1,300	180	0	0	0	0	1,300	180

COST OF WAR
Operation and Maintenance (O&M) Summary Execution by Operation, Component, and Cost Breakdown Structure (CBS)
Beginning Fiscal Year - 2019
(Amounts in Thousands)
As of September 30, 2019

Component	Operation New Dawn (OND) / Post-OND Iraq Activities		Operation Enduring Freedom		Operation Freedom's Sentinel		Operation Noble Eagle		Operation Inherent Resolve		Summary	
	Obligations Year To Date	Disbursements Year To Date	Obligations Year To Date	Disbursements Year To Date	Obligations Year To Date	Disbursements Year To Date	Obligations Year To Date	Disbursements Year To Date	Obligations Year To Date	Disbursements Year To Date	Obligations Year To Date	Disbursements Year To Date
4.4 Port Handling/Inland Transportation	0	0	0	0	3,017	2,747	0	0	765	737	3,782	3,484
4.5 Other Transportation	0	0	0	0	50,900	44,337	0	0	449	191	51,349	44,528
4.6 Second Destination Transportation	0	0	0	0	50	6	0	0	0	0	50	6
4.0 Transportation Sub-Total	0	0	0	0	328,602	271,317	0	0	1,214	928	329,816	272,245
7.1.90 Coalition Readiness Support Program (CRSP)	0	0	0	0	28,896	9,999	0	0	0	0	28,896	9,999
7.2.1 Transportation Support	0	0	0	0	14,034	12,761	0	0	0	0	14,034	12,761
7.2.2 Logistic Support	0	0	0	0	104,783	92,283	0	0	0	0	104,783	92,283
7.0 Other Support Sub-Total	0	0	0	0	147,713	115,043	0	0	0	0	147,713	115,043

COST OF WAR
Operation and Maintenance (O&M) Summary Execution by Operation, Component, Appropriation and Cost Breakdown Structure (CBS)
Beginning Fiscal Year - 2019
(Amounts in Thousands)
As of September 30, 2019

Component and Appropriation	Operation New Dawn (OND) / Post-OND Iraq Activities		Operation Enduring Freedom		Operation Freedom's Sentinel		Operation Noble Eagle		Operation Inherent Resolve		Summary	
	Obligations Year to Date	Disbursements Year to Date	Obligations Year to Date	Disbursements Year to Date	Obligations Year to Date	Disbursements Year to Date	Obligations Year to Date	Disbursements Year to Date	Obligations Year to Date	Disbursements Year to Date	Obligations Year to Date	Disbursements Year to Date
Grand Total	0	0	0	0	32,340,123	18,809,302	70,427	41,007	5,312,347	3,375,631	37,722,897	22,225,940
Army Total	0	0	0	0	15,657,955	9,285,198	51,339	24,129	2,436,941	1,262,997	18,146,235	10,572,324
Army Active Total	0	0	0	0	15,508,929	9,186,060	51,339	24,129	2,436,929	1,262,992	17,997,197	10,473,181
Operation and Maintenance, Army												
1.2.1 Civilian Premium Pay	0	0	0	0	94,683	91,486	494	474	10,913	9,777	106,090	101,737
1.2.2 Civilian Temporary Hires	0	0	0	0	8,867	339	0	0	58	58	8,925	397
1.0 Personnel Sub-Total	0	0	0	0	103,550	91,825	494	474	10,971	9,835	115,015	102,134
2.1 Temporary Duty (TDY)/Additional Duty (TAD)	0	0	0	0	255,207	157,958	10,382	9,469	37,148	24,118	302,737	191,545
2.2 Clothing and Other Personnel Equipment & Supplies	0	0	0	0	465,970	145,366	0	0	0	0	465,970	145,366
2.3 Medical Support/Health Services	0	0	0	0	43,504	37,440	8	8	12,621	10,229	56,133	47,677
2.4 Reserve Component Activation/Deactivation	0	0	0	0	5	3	0	0	0	0	5	3
2.5 Other Personnel Support	0	0	0	0	30,801	9,351	0	0	120,289	84,448	151,090	93,799
2.6 Rest & Recreation	0	0	0	0	8,263	7,572	0	0	0	0	8,263	7,572
2.0 Personnel Support Sub-Total	0	0	0	0	803,750	357,690	10,390	9,477	170,058	118,795	984,198	485,962
3.1 Training	0	0	0	0	40,736	10,615	1	1	101	101	40,838	10,717
3.1.0 Care-in-Store	0	0	0	0	4,670	0	0	0	0	0	4,670	0
3.2 Operations (OPTEMPO) (Fuel, Other POL, Parts)	0	0	0	0	1,381,081	1,042,751	862	637	239,495	142,382	1,621,438	1,185,770
3.3 Other Supplies & Equipment	0	0	0	0	1,064,137	536,308	425	277	137,971	105,470	1,202,533	642,055
3.4 Facilities/Base Support	0	0	0	0	779,100	304,139	2,886	1,298	163,404	57,570	945,390	363,007
3.5.1 Organization Level Maintenance	0	0	0	0	208,047	155,602	0	0	0	0	208,047	155,602
3.5.2 Intermediate Level Maintenance	0	0	0	0	238,153	152,732	0	0	0	0	238,153	152,732
3.5.3 Depot Level Maintenance	0	0	0	0	534,583	242,586	0	0	6,990	3,521	541,573	246,107
3.5.4 Contractor Logistics Support	0	0	0	0	1,247,951	633,264	18,934	5,106	119,115	43,403	1,386,000	681,773
3.5.6 MRAP Vehicles Equipment Maintenance	0	0	0	0	50,361	12,616	0	0	0	0	50,361	12,616
3.6 (C4I)	0	0	0	0	2,465,787	1,187,361	605	564	577,885	251,688	3,044,277	1,439,613
3.7 Other Services and Miscellaneous Contracts	0	0	0	0	3,066,233	1,597,969	14,421	4,600	929,738	459,660	4,010,392	2,062,229
3.9 Psychological Operations (Information Operations)	0	0	0	0	1,111	0	0	0	0	0	1,111	0
3.0 Operating Support Sub-Total	0	0	0	0	11,081,950	5,875,943	38,134	12,483	2,174,699	1,063,795	13,294,783	6,952,221
4.1 Airlift	0	0	0	0	402,821	396,036	0	0	30,044	30,044	432,865	426,080
4.2 Sealift	0	0	0	0	155,310	146,778	0	0	11,964	11,964	167,274	158,742
4.4 Port Handling/Inland Transportation	0	0	0	0	296,359	132,388	2,321	1,695	38,400	27,800	337,080	161,883
4.5 Other Transportation	0	0	0	0	3,057	2,891	0	0	0	0	3,057	2,891
4.6 Second Destination Transportation	0	0	0	0	649,763	500,171	0	0	787	753	650,550	500,924
4.0 Transportation Sub-Total	0	0	0	0	1,507,310	1,178,264	2,321	1,695	81,195	70,561	1,590,826	1,250,520
7.4.1 Afghanistan (CERP)	0	0	0	0	2,715	2,691	0	0	0	0	2,715	2,691
7.6.2 U.S. Trainer/Enabler	0	0	0	0	0	0	0	0	6	6	6	6
7.0 Other Support Sub-Total	0	0	0	0	2,715	2,691	0	0	6	6	2,721	2,697
Afghanistan Security Forces Fund, Army												
7.3.02 Defense Forces Sustainment	0	0	0	0	1,054,677	954,152	0	0	0	0	1,054,677	954,152
7.3.03 Defense Forces Infrastructure	0	0	0	0	112,510	7,865	0	0	0	0	112,510	7,865
7.3.04 Defense Forces Equipment and Transportation	0	0	0	0	69,746	67,915	0	0	0	0	69,746	67,915
7.3.05 Defense Forces Training and Operations	0	0	0	0	477,043	429,333	0	0	0	0	477,043	429,333
7.3.07 Interior Forces Sustainment	0	0	0	0	221,840	167,735	0	0	0	0	221,840	167,735
7.3.09 Interior Forces Equipment	0	0	0	0	392	3	0	0	0	0	392	3
7.3.10 Interior Forces Training and Operations	0	0	0	0	73,446	21,751	0	0	0	0	73,446	21,751
7.3.20 Other	0	0	0	0	0	30,893	0	0	0	0	0	30,893
7.0 Other Support Sub-Total	0	0	0	0	2,009,654	1,679,647	0	0	0	0	2,009,654	1,679,647
Army Reserve Total	0	0	0	0	39,724	29,137	0	0	0	0	39,724	29,137
Operation and Maintenance, Army Reserve												
2.1 Temporary Duty (TDY)/Additional Duty (TAD)	0	0	0	0	6,754	6,181	0	0	0	0	6,754	6,181
2.3 Medical Support/Health Services	0	0	0	0	1,456	1,347	0	0	0	0	1,456	1,347
2.5 Other Personnel Support	0	0	0	0	4,779	3,420	0	0	0	0	4,779	3,420
2.0 Personnel Support Sub-Total	0	0	0	0	12,989	10,948	0	0	0	0	12,989	10,948
3.2 Operations (OPTEMPO) (Fuel, Other POL, Parts)	0	0	0	0	15,131	13,226	0	0	0	0	15,131	13,226
3.3 Other Supplies & Equipment	0	0	0	0	3,477	1,796	0	0	0	0	3,477	1,796
3.4 Facilities/Base Support	0	0	0	0	812	350	0	0	0	0	812	350

COST OF WAR
Operation and Maintenance (O&M) Summary Execution by Operation, Component, Appropriation and Cost Breakdown Structure (CBS)
Beginning Fiscal Year - 2019
(Amounts in Thousands)
As of September 30, 2019

Component and Appropriation	Operation New Dawn (OND) / Post-OND Iraq Activities		Operation Enduring Freedom		Operation Freedom's Sentinel		Operation Noble Eagle		Operation Inherent Resolve		Summary	
	Obligations Year to Date	Disbursements Year to Date	Obligations Year to Date	Disbursements Year to Date	Obligations Year to Date	Disbursements Year to Date	Obligations Year to Date	Disbursements Year to Date	Obligations Year to Date	Disbursements Year to Date	Obligations Year to Date	Disbursements Year to Date
3.6 (C4I)	0	0	0	0	2,837	2,037	0	0	0	0	2,837	2,037
3.7 Other Services and Miscellaneous Contracts	0	0	0	0	3,864	355	0	0	0	0	3,864	355
3.0 Operating Support Sub-Total	0	0	0	0	26,121	17,764	0	0	0	0	26,121	17,764
4.4 Port Handling/Inland Transportation	0	0	0	0	614	425	0	0	0	0	614	425
4.0 Transportation Sub-Total	0	0	0	0	614	425	0	0	0	0	614	425
Army National Guard Total	0	0	0	0	109,302	70,001	0	0	12	5	109,314	70,006
Operation and Maintenance, Army Natl Guard												
1.2.1 Civilian Premium Pay	0	0	0	0	59	55	0	0	0	0	59	55
1.0 Personnel Sub-Total	0	0	0	0	59	55	0	0	0	0	59	55
2.1 Temporary Duty (TDY)/Additional Duty (TAD)	0	0	0	0	211	177	0	0	0	0	211	177
2.2 Clothing and Other Personnel Equipment & Supplies	0	0	0	0	12	0	0	0	0	0	12	0
2.3 Medical Support/Health Services	0	0	0	0	721	552	0	0	5	0	726	552
2.4 Reserve Component Activation/Deactivation	0	0	0	0	8,399	6,701	0	0	0	0	8,399	6,701
2.5 Other Personnel Support	0	0	0	0	1,228	871	0	0	0	0	1,228	871
2.0 Personnel Support Sub-Total	0	0	0	0	10,571	8,301	0	0	5	0	10,576	8,301
3.1 Training	0	0	0	0	76	0	0	0	0	0	76	0
3.2 Operations (OPTEMPO) (Fuel, Other POL, Parts)	0	0	0	0	54,482	36,765	0	0	0	0	54,482	36,765
3.3 Other Supplies & Equipment	0	0	0	0	10,750	5,266	0	0	7	5	10,757	5,271
3.4 Facilities/Base Support	0	0	0	0	2,607	833	0	0	0	0	2,607	833
3.5.4 Contractor Logistics Support	0	0	0	0	2,463	1,256	0	0	0	0	2,463	1,256
3.6 (C4I)	0	0	0	0	15,157	10,418	0	0	0	0	15,157	10,418
3.7 Other Services and Miscellaneous Contracts	0	0	0	0	10,504	5,821	0	0	0	0	10,504	5,821
3.0 Operating Support Sub-Total	0	0	0	0	96,039	60,359	0	0	7	5	96,046	60,364
4.4 Port Handling/Inland Transportation	0	0	0	0	2,633	1,286	0	0	0	0	2,633	1,286
4.0 Transportation Sub-Total	0	0	0	0	2,633	1,286	0	0	0	0	2,633	1,286
Navy/Marine Corps Total	0	0	0	0	5,232,561	3,568,058	0	0	476,262	227,908	5,708,823	3,795,966
Navy Total	0	0	0	0	4,275,759	3,014,125	0	0	416,522	206,488	4,692,281	3,220,613
Navy Active Total	0	0	0	0	4,250,182	3,005,361	0	0	416,522	206,488	4,666,704	3,211,849
Operation and Maintenance, Navy												
1.2.1 Civilian Premium Pay	0	0	0	0	6,058	4,585	0	0	302	147	6,360	4,732
1.2.2 Civilian Temporary Hires	0	0	0	0	950	691	0	0	0	0	950	691
1.0 Personnel Sub-Total	0	0	0	0	7,008	5,276	0	0	302	147	7,310	5,423
2.1 Temporary Duty (TDY)/Additional Duty (TAD)	0	0	0	0	105,232	91,487	0	0	521	511	105,753	91,998
2.2 Clothing and Other Personnel Equipment & Supplies	0	0	0	0	9,965	6,821	0	0	1,950	871	11,915	7,692
2.3 Medical Support/Health Services	0	0	0	0	7,871	4,007	0	0	0	0	7,871	4,007
2.5 Other Personnel Support	0	0	0	0	6,689	1,605	0	0	0	0	6,689	1,605
2.7 Body Armor	0	0	0	0	3,506	328	0	0	0	0	3,506	328
2.0 Personnel Support Sub-Total	0	0	0	0	133,263	104,248	0	0	2,471	1,382	135,734	105,630
3.1 Training	0	0	0	0	69,897	29,954	0	0	0	0	69,897	29,954
3.2 Operations (OPTEMPO) (Fuel, Other POL, Parts)	0	0	0	0	997,723	889,318	0	0	27,427	14,862	1,025,150	904,180
3.2.2 Flying Hours	0	0	0	0	38,568	62	0	0	0	0	38,568	62
3.2.5 Medical Supplies	0	0	0	0	2	2	0	0	0	0	2	2
3.2.7 Other (OPTEMPO) (Explanation Required)	0	0	0	0	6,800	3,831	0	0	0	0	6,800	3,831
3.3 Other Supplies & Equipment	0	0	0	0	393,344	341,013	0	0	1,828	575	395,172	341,588
3.4 Facilities/Base Support	0	0	0	0	267,422	150,665	0	0	0	0	267,422	150,665
3.5.1 Organization Level Maintenance	0	0	0	0	133,831	115,914	0	0	15,057	6,819	148,888	122,733
3.5.2 Intermediate Level Maintenance	0	0	0	0	8,795	2,190	0	0	3,497	2,102	12,292	4,292
3.5.3 Depot Level Maintenance	0	0	0	0	1,219,526	821,311	0	0	201,460	121,761	1,420,986	943,072
3.5.4 Contractor Logistics Support	0	0	0	0	31,297	21,658	0	0	8,500	8,500	39,797	30,158
3.6 (C4I)	0	0	0	0	94,211	41,621	0	0	2,900	0	97,111	41,621
3.7 Other Services and Miscellaneous Contracts	0	0	0	0	435,582	144,816	0	0	153,080	50,340	588,662	195,156
3.8 IED Operation	0	0	0	0	176	149	0	0	0	0	176	149
3.0 Operating Support Sub-Total	0	0	0	0	3,697,174	2,562,504	0	0	413,749	204,959	4,110,923	2,767,463
4.1 Airlift	0	0	0	0	199,264	142,551	0	0	0	0	199,264	142,551
4.2 Sealift	0	0	0	0	208,111	187,160	0	0	0	0	208,111	187,160

COST OF WAR
Operation and Maintenance (O&M) Summary Execution by Operation, Component, Appropriation and Cost Breakdown Structure (CBS)
Beginning Fiscal Year - 2019
(Amounts in Thousands)
As of September 30, 2019

Component and Appropriation	Operation New Dawn (OND) / Post-OND Iraq Activities		Operation Enduring Freedom		Operation Freedom's Sentinel		Operation Noble Eagle		Operation Inherent Resolve		Summary	
	Obligations Year to Date	Disbursements Year to Date	Obligations Year to Date	Disbursements Year to Date	Obligations Year to Date	Disbursements Year to Date	Obligations Year to Date	Disbursements Year to Date	Obligations Year to Date	Disbursements Year to Date	Obligations Year to Date	Disbursements Year to Date
4.5 Other Transportation	0	0	0	0	3,608	3,448	0	0	0	0	3,608	3,448
4.6 Second Destination Transportation	0	0	0	0	421	167	0	0	0	0	421	167
4.0 Transportation Sub-Total	0	0	0	0	411,404	333,326	0	0	0	0	411,404	333,326
7.3.04 Defense Forces Equipment and Transportation	0	0	0	0	1,333	7	0	0	0	0	1,333	7
7.0 Other Support Sub-Total	0	0	0	0	1,333	7	0	0	0	0	1,333	7
Navy Reserve Total	0	0	0	0	25,577	8,764	0	0	0	0	25,577	8,764
Operation and Maintenance, Navy Reserve												
2.2 Clothing and Other Personnel Equipment & Supplies	0	0	0	0	1,422	333	0	0	0	0	1,422	333
2.4 Reserve Component Activation/Deactivation	0	0	0	0	2,059	1,157	0	0	0	0	2,059	1,157
2.0 Personnel Support Sub-Total	0	0	0	0	3,481	1,490	0	0	0	0	3,481	1,490
3.3 Other Supplies & Equipment	0	0	0	0	3,018	441	0	0	0	0	3,018	441
3.4 Facilities/Base Support	0	0	0	0	2,846	65	0	0	0	0	2,846	65
3.5.3 Depot Level Maintenance	0	0	0	0	11,400	7,372	0	0	0	0	11,400	7,372
3.5.4 Contractor Logistics Support	0	0	0	0	2,254	261	0	0	0	0	2,254	261
3.6 (C4I)	0	0	0	0	529	0	0	0	0	0	529	0
3.7 Other Services and Miscellaneous Contracts	0	0	0	0	1,769	-887	0	0	0	0	1,769	-887
3.0 Operating Support Sub-Total	0	0	0	0	21,816	7,252	0	0	0	0	21,816	7,252
4.5 Other Transportation	0	0	0	0	250	22	0	0	0	0	250	22
4.6 Second Destination Transportation	0	0	0	0	30	0	0	0	0	0	30	0
4.0 Transportation Sub-Total	0	0	0	0	280	22	0	0	0	0	280	22
Marine Corps Total	0	0	0	0	956,802	553,933	0	0	59,740	21,420	1,016,542	575,353
Marine Corps Active Total	0	0	0	0	953,457	553,186	0	0	59,740	21,420	1,013,197	574,606
Operation and Maintenance, Marine Corps												
1.2.1 Civilian Premium Pay	0	0	0	0	7,641	1,205	0	0	0	0	7,641	1,205
1.2.2 Civilian Temporary Hires	0	0	0	0	1,229	1,220	0	0	0	0	1,229	1,220
1.0 Personnel Sub-Total	0	0	0	0	8,870	2,425	0	0	0	0	8,870	2,425
2.1 Temporary Duty (TDY)/Additional Duty (TAD)	0	0	0	0	85,542	63,822	0	0	6,034	3,538	91,576	67,360
2.2 Clothing and Other Personnel Equipment & Supplies	0	0	0	0	15	0	0	0	0	0	15	0
2.3 Medical Support/Health Services	0	0	0	0	5,041	3,240	0	0	0	0	5,041	3,240
2.0 Personnel Support Sub-Total	0	0	0	0	90,598	67,062	0	0	6,034	3,538	96,632	70,600
3.1 Training	0	0	0	0	18,766	7,839	0	0	283	214	19,049	8,053
3.2 Operations (OPTEMPO) (Fuel, Other POL, Parts)	0	0	0	0	109,122	87,465	0	0	545	478	109,667	87,943
3.3 Other Supplies & Equipment	0	0	0	0	130,493	80,042	0	0	7,074	276	137,567	80,318
3.4 Facilities/Base Support	0	0	0	0	54,191	37,363	0	0	50	5	54,241	37,368
3.5.1 Organization Level Maintenance	0	0	0	0	5	5	0	0	0	0	5	5
3.5.4 Contractor Logistics Support	0	0	0	0	60,080	13,915	0	0	694	157	60,774	14,072
3.6 (C4I)	0	0	0	0	7,643	2,407	0	0	14,537	6,983	22,180	9,390
3.7 Other Services and Miscellaneous Contracts	0	0	0	0	364,205	176,697	0	0	29,169	8,376	393,374	185,073
3.0 Operating Support Sub-Total	0	0	0	0	744,505	405,733	0	0	52,352	16,489	796,857	422,222
4.1 Airlift	0	0	0	0	25,622	15,370	0	0	0	0	25,622	15,370
4.2 Sealift	0	0	0	0	20,956	13,111	0	0	0	0	20,956	13,111
4.4 Port Handling/Inland Transportation	0	0	0	0	892	765	0	0	0	0	892	765
4.5 Other Transportation	0	0	0	0	62,014	48,720	0	0	1,354	1,393	63,368	50,113
4.0 Transportation Sub-Total	0	0	0	0	109,484	77,966	0	0	1,354	1,393	110,838	79,359
Marine Corps Reserve Total	0	0	0	0	3,345	747	0	0	0	0	3,345	747
Operation and Maintenance, USMC Reserve												
1.2.1 Civilian Premium Pay	0	0	0	0	136	136	0	0	0	0	136	136
1.0 Personnel Sub-Total	0	0	0	0	136	136	0	0	0	0	136	136
2.1 Temporary Duty (TDY)/Additional Duty (TAD)	0	0	0	0	550	447	0	0	0	0	550	447
2.0 Personnel Support Sub-Total	0	0	0	0	550	447	0	0	0	0	550	447
3.2 Operations (OPTEMPO) (Fuel, Other POL, Parts)	0	0	0	0	2,628	133	0	0	0	0	2,628	133
3.3 Other Supplies & Equipment	0	0	0	0	28	28	0	0	0	0	28	28

COST OF WAR
Operation and Maintenance (O&M) Summary Execution by Operation, Component, Appropriation and Cost Breakdown Structure (CBS)
Beginning Fiscal Year - 2019
(Amounts in Thousands)
As of September 30, 2019

Component and Appropriation	Operation New Dawn (OND) / Post-OND Iraq Activities		Operation Enduring Freedom		Operation Freedom's Sentinel		Operation Noble Eagle		Operation Inherent Resolve		Summary	
	Obligations Year to Date	Disbursements Year to Date	Obligations Year to Date	Disbursements Year to Date	Obligations Year to Date	Disbursements Year to Date	Obligations Year to Date	Disbursements Year to Date	Obligations Year to Date	Disbursements Year to Date	Obligations Year to Date	Disbursements Year to Date
3.7 Other Services and Miscellaneous Contracts	0	0	0	0	3	3	0	0	0	0	3	3
3.0 Operating Support Sub-Total	0	0	0	0	2,659	164	0	0	0	0	2,659	164
Air Force Total	0	0	0	0	6,911,745	3,733,118	19,088	16,878	1,774,710	1,516,544	8,705,543	5,266,540
Air Force Active Total	0	0	0	0	6,853,964	3,694,402	19,088	16,878	1,774,710	1,516,544	8,647,762	5,227,824
Operation and Maintenance, Air Force												
1.2.2 Civilian Temporary Hires	0	0	0	0	64,702	60,902	3,568	3,437	5,402	4,547	73,672	68,886
1.0 Personnel Sub-Total	0	0	0	0	64,702	60,902	3,568	3,437	5,402	4,547	73,672	68,886
2.1 Temporary Duty (TDY)/Additional Duty (TAD)	0	0	0	0	212,276	168,538	8,677	8,172	26,446	21,985	247,399	198,695
2.2 Clothing and Other Personnel Equipment & Supplies	0	0	0	0	6,028	4,448	0	0	2	2	6,030	4,450
2.3 Medical Support/Health Services	0	0	0	0	49,008	24,657	113	59	2,616	1,911	51,737	26,627
2.5 Other Personnel Support	0	0	0	0	68,585	37,628	0	0	34,835	29,881	103,420	67,509
2.7 Body Armor	0	0	0	0	348	116	0	0	0	0	348	116
2.0 Personnel Support Sub-Total	0	0	0	0	336,245	235,387	8,790	8,231	63,899	53,779	408,934	297,397
3.1 Training	0	0	0	0	50,977	39,117	0	0	5,122	1,037	56,099	40,154
3.2 Operations (OPTEMPO) (Fuel, Other POL, Parts)	0	0	0	0	579,184	575,392	3,666	3,666	1,232,465	1,231,493	1,815,315	1,810,551
3.3 Other Supplies & Equipment	0	0	0	0	656,225	300,848	1,160	421	54,414	32,452	711,799	333,721
3.4 Facilities/Base Support	0	0	0	0	249,635	97,349	16	16	55,081	10,975	304,732	108,340
3.5.3 Depot Level Maintenance	0	0	0	0	1,247,256	450,183	0	0	0	0	1,247,256	450,183
3.6 (C4I)	0	0	0	0	833,428	376,392	0	0	21,062	2,073	854,490	378,465
3.7 Other Services and Miscellaneous Contracts	0	0	0	0	1,710,822	707,402	671	521	208,786	78,294	1,920,279	786,217
3.0 Operating Support Sub-Total	0	0	0	0	5,327,527	2,546,683	5,513	4,624	1,576,930	1,356,324	6,909,970	3,907,631
4.1 Airlift	0	0	0	0	1,040,034	804,115	684	275	114,624	96,990	1,155,342	901,380
4.4 Port Handling/Inland Transportation	0	0	0	0	23,770	9,163	0	0	0	0	23,770	9,163
4.5 Other Transportation	0	0	0	0	56,532	35,241	533	311	13,846	4,895	70,911	40,447
4.8 Retrograde of Personnel and Equipment	0	0	0	0	4,841	2,910	0	0	2	2	4,843	2,912
4.0 Transportation Sub-Total	0	0	0	0	1,125,177	851,429	1,217	586	128,472	101,887	1,254,866	953,902
6.1.4 Communication & Electronic Equip Procurement	0	0	0	0	313	1	0	0	0	0	313	1
6.0 Investment Sub-Total	0	0	0	0	313	1	0	0	0	0	313	1
7.6.2 U.S. Trainer/Enabler	0	0	0	0	0	0	0	0	7	7	7	7
7.0 Other Support Sub-Total	0	0	0	0	0	0	0	0	7	7	7	7
Air Force Reserve Total	0	0	0	0	46,584	33,564	0	0	0	0	46,584	33,564
Operation and Maintenance, Air Force Reserve												
2.1 Temporary Duty (TDY)/Additional Duty (TAD)	0	0	0	0	4,485	3,978	0	0	0	0	4,485	3,978
2.0 Personnel Support Sub-Total	0	0	0	0	4,485	3,978	0	0	0	0	4,485	3,978
3.3 Other Supplies & Equipment	0	0	0	0	383	236	0	0	0	0	383	236
3.4 Facilities/Base Support	0	0	0	0	3,010	735	0	0	0	0	3,010	735
3.5.3 Depot Level Maintenance	0	0	0	0	38,706	28,615	0	0	0	0	38,706	28,615
3.0 Operating Support Sub-Total	0	0	0	0	42,099	29,586	0	0	0	0	42,099	29,586
Air Force National Guard Total	0	0	0	0	11,197	5,152	0	0	0	0	11,197	5,152
Operation and Maintenance, Air Natl Guard												
2.1 Temporary Duty (TDY)/Additional Duty (TAD)	0	0	0	0	408	369	0	0	0	0	408	369
2.0 Personnel Support Sub-Total	0	0	0	0	408	369	0	0	0	0	408	369
3.1 Training	0	0	0	0	4	0	0	0	0	0	4	0
3.3 Other Supplies & Equipment	0	0	0	0	2,388	1,913	0	0	0	0	2,388	1,913
3.4 Facilities/Base Support	0	0	0	0	1,231	922	0	0	0	0	1,231	922
3.6 (C4I)	0	0	0	0	12	9	0	0	0	0	12	9
3.7 Other Services and Miscellaneous Contracts	0	0	0	0	7,154	1,939	0	0	0	0	7,154	1,939
3.0 Operating Support Sub-Total	0	0	0	0	10,789	4,783	0	0	0	0	10,789	4,783
Defense Health Program Total	0	0	0	0	349,422	308,250	0	0	0	0	349,422	308,250
Defense Health Program, Defense												
2.3 Medical Support/Health Services	0	0	0	0	349,422	308,250	0	0	0	0	349,422	308,250

COST OF WAR
Operation and Maintenance (O&M) Summary Execution by Operation, Component, Appropriation and Cost Breakdown Structure (CBS)
Beginning Fiscal Year - 2019
(Amounts in Thousands)
As of September 30, 2019

Component and Appropriation	Operation New Dawn (OND) / Post-OND Iraq Activities		Operation Enduring Freedom		Operation Freedom's Sentinel		Operation Noble Eagle		Operation Inherent Resolve		Summary	
	Obligations Year to Date	Disbursements Year to Date	Obligations Year to Date	Disbursements Year to Date	Obligations Year to Date	Disbursements Year to Date	Obligations Year to Date	Disbursements Year to Date	Obligations Year to Date	Disbursements Year to Date	Obligations Year to Date	Disbursements Year to Date
2.0 Personnel Support Sub-Total	0	0	0	0	349,422	308,250	0	0	0	0	349,422	308,250
DODIG Total	0	0	0	0	7,911	6,665	0	0	15,512	14,188	23,423	20,853
Office of the Inspector General, Defense												
1.2.1 Civilian Premium Pay	0	0	0	0	847	762	0	0	1,574	1,415	2,421	2,177
1.2.2 Civilian Temporary Hires	0	0	0	0	6,103	5,181	0	0	11,331	10,544	17,434	15,725
1.0 Personnel Sub-Total	0	0	0	0	6,950	5,943	0	0	12,905	11,959	19,855	17,902
2.1 Temporary Duty (TDY)/Additional Duty (TAD)	0	0	0	0	405	371	0	0	943	822	1,348	1,193
2.2 Clothing and Other Personnel Equipment & Supplies	0	0	0	0	6	6	0	0	8	8	14	14
2.2.1 Organizational Clothing	0	0	0	0	55	25	0	0	112	57	167	82
2.5 Other Personnel Support	0	0	0	0	0	0	0	0	1	1	1	1
2.0 Personnel Support Sub-Total	0	0	0	0	466	402	0	0	1,064	888	1,530	1,290
3.1 Training	0	0	0	0	27	27	0	0	134	44	161	71
3.2.7 Other (OPTEMPO) (Explanation Required)	0	0	0	0	0	0	0	0	1	1	1	1
3.3 Other Supplies & Equipment	0	0	0	0	75	24	0	0	54	34	129	58
3.4 Facilities/Base Support	0	0	0	0	0	0	0	0	85	0	85	0
3.7 Other Services and Miscellaneous Contracts	0	0	0	0	393	269	0	0	1,269	1,262	1,662	1,531
3.0 Operating Support Sub-Total	0	0	0	0	495	320	0	0	1,543	1,341	2,038	1,661
Defense Agency Total	0	0	0	0	4,180,529	1,908,013	0	0	608,922	353,994	4,789,451	2,262,007
Operation and Maintenance, Defense-Wide												
1.2.1 Civilian Premium Pay	0	0	0	0	50,965	46,887	0	0	3,779	3,756	54,744	50,643
1.2.2 Civilian Temporary Hires	0	0	0	0	6,769	6,707	0	0	644	641	7,413	7,348
1.0 Personnel Sub-Total	0	0	0	0	57,734	53,594	0	0	4,423	4,397	62,157	57,991
2.1 Temporary Duty (TDY)/Additional Duty (TAD)	0	0	0	0	149,462	124,944	0	0	24,646	22,515	174,108	147,459
2.2 Clothing and Other Personnel Equipment & Supplies	0	0	0	0	3,857	1,460	0	0	1,202	113	5,059	1,573
2.3 Medical Support/Health Services	0	0	0	0	6,130	1,973	0	0	816	12	6,946	1,985
2.5 Other Personnel Support	0	0	0	0	31,620	31,620	0	0	0	0	31,620	31,620
2.0 Personnel Support Sub-Total	0	0	0	0	191,069	159,997	0	0	26,664	22,640	217,733	182,637
3.1 Training	0	0	0	0	41,271	24,754	0	0	2,281	2,200	43,552	26,954
3.2 Operations (OPTEMPO) (Fuel, Other POL, Parts)	0	0	0	0	161,815	110,881	0	0	63,305	56,669	225,120	167,550
3.3 Other Supplies & Equipment	0	0	0	0	210,757	60,931	0	0	12,443	4,251	223,200	65,182
3.4 Facilities/Base Support	0	0	0	0	3,099	917	0	0	1,600	1,600	4,699	2,517
3.5.1 Organization Level Maintenance	0	0	0	0	327	286	0	0	39	5	366	291
3.5.2 Intermediate Level Maintenance	0	0	0	0	3,148	2,682	0	0	199	189	3,347	2,871
3.5.3 Depot Level Maintenance	0	0	0	0	20,061	3,173	0	0	0	0	20,061	3,173
3.5.4 Contractor Logistics Support	0	0	0	0	476,867	215,608	0	0	97,525	57,882	574,392	273,490
3.5.6 MRAP Vehicles Equipment Maintenance	0	0	0	0	49,506	48,143	0	0	0	0	49,506	48,143
3.6 (C4I)	0	0	0	0	633,736	163,109	0	0	164,498	65,517	798,234	228,626
3.7 Other Services and Miscellaneous Contracts	0	0	0	0	1,854,824	677,578	0	0	234,731	137,716	2,089,555	815,294
3.0 Operating Support Sub-Total	0	0	0	0	3,455,411	1,308,062	0	0	576,621	326,029	4,032,032	1,634,091
4.1 Airlift	0	0	0	0	273,335	224,047	0	0	0	0	273,335	224,047
4.2 Sealift	0	0	0	0	1,300	180	0	0	0	0	1,300	180
4.4 Port Handling/Inland Transportation	0	0	0	0	3,017	2,747	0	0	765	737	3,782	3,484
4.5 Other Transportation	0	0	0	0	50,900	44,337	0	0	449	191	51,349	44,528
4.6 Second Destination Transportation	0	0	0	0	50	6	0	0	0	0	50	6
4.0 Transportation Sub-Total	0	0	0	0	328,602	271,317	0	0	1,214	928	329,816	272,245
7.1.90 Coalition Readiness Support Program (CRSP)	0	0	0	0	28,896	9,999	0	0	0	0	28,896	9,999
7.2.1 Transportation Support	0	0	0	0	14,034	12,761	0	0	0	0	14,034	12,761
7.2.2 Logistic Support	0	0	0	0	104,783	92,283	0	0	0	0	104,783	92,283
7.0 Other Support Sub-Total	0	0	0	0	147,713	115,043	0	0	0	0	147,713	115,043

FY 2019 Cost of War for FY 2019 Appropriations

**FY 2019 Estimate of Cost of War for FY 2019 Appropriations
(Amounts in Thousands)
As of September 30, 2019**

APPROPRIATION Fiscal Year 2019 Accounts	Notes	Funds Appropriated 1/	Funds Transferred	Funds Available	Obligations September 2019	Obligations CFI 2/	Disbursements CFI 3/	Unpaid Obligations	Unobligated Balance	Percent Obligated
21 2019/2019 2010 Military Personnel, Army		2,679,436	171,226	2,850,662	240,866	2,850,659	2,850,659	0	3	100%
21 2019/2019 2070 Reserve Personnel, Army		26,377	0	26,377	2,088	22,721	19,998	2,723	3,656	86%
21 2019/2019 2060 National Guard Personnel, Army		167,383	0	167,383	16,097	160,365	149,355	11,010	7,018	96%
21 2019/2019 2020 Operation and Maintenance, Army		16,415,730	17,295	16,433,025	1,540,482	15,987,543	8,793,534	7,194,009	445,482	97%
21 2019/2019 2080 Operation and Maintenance, Army Reserve		41,887	0	41,887	7,313	39,724	29,137	10,587	2,163	95%
21 2019/2019 2065 Operation and Maintenance, Army Natl Guard		110,229	485	110,714	8,915	109,314	70,006	39,308	1,400	99%
21 2019/2021 2031 Aircraft Procurement, Army		309,093	-16,400	292,693	8,409	187,568	28,476	159,092	105,125	64%
21 2019/2021 2032 Missile Procurement, Army		1,155,413	-72,447	1,082,966	3,013	891,645	11,825	879,820	191,321	82%
21 2019/2021 2033 Procurement of Weapons & Tracked Vehicles		11,662	0	11,662	0	9,942	89	9,853	1,720	85%
21 2019/2021 2034 Procurement of Ammunition, Army		97,864	-10,450	87,414	-105	37,039	83	36,956	50,375	42%
21 2019/2021 2035 Other Procurement, Army		1,112,977	6,588	1,119,565	111,319	828,818	183,248	645,570	290,747	74%
21 2019/2020 2040 Research, Development, Test, and Eval, Army		285,104	-1,500	283,604	20731	229,518	88,045	141,473	54,086	81%
21 2019/2023 2050 Military Construction, Army		69,000	-69,000	0	0	0	0	0	0	0%
17 2019/2019 1453 Military Personnel, Navy		382,661	0	382,661	32,188	374,193	373,179	1,014	8,468	98%
17 2019/2019 1405 Reserve Personnel, Navy		11,100	618	11,718	1,093	11,718	10,703	1,015	0	100%
17 2019/2019 1804 Operation and Maintenance, Navy		4,727,756	-61,052	4,666,704	710,613	4,666,704	3,211,849	1,454,855	0	100%
17 2019/2019 1806 Operation and Maintenance, Navy Reserve		25,637	4,283	29,920	-4,341	25,577	8,764	16,813	4,343	85%
17 2019/2021 1506 Aircraft Procurement, Navy		80,119	154,100	234,219	8,642	187,212	11,870	175,342	47,007	80%
17 2019/2021 1507 Weapons Procurement, Navy		7,634	0	7,634	1,160	4,436	789	3,647	3,198	58%
17 2019/2021 1508 Procurement of Ammunition, Navy and USMC		246,541	-16,758	229,783	3,024	229,123	10,048	219,075	660	100%
17 2019/2021 1810 Other Procurement, Navy		128,723	41,203	169,926	7,483	99,151	18,568	80,583	70,775	58%
17 2019/2020 1319 Research, Development, Test, and Eval, Navy		167,812	-117,282	50,530	0	30,077	15,602	14,475	20,453	60%
17 2019/2019 1105 Military Personnel, Marine Corps		109,232	24,573	133,805	24,550	133,781	133,781	0	24	100%
17 2019/2019 1108 Reserve Personnel, Marine Corps		2,380	0	2,380	50	1,070	0	1,070	1,310	45%
17 2019/2019 1106 Operation and Maintenance, Marine Corps		1,054,300	4,394	1,058,694	6,767	1,013,197	574,606	438,591	45,497	96%
17 2019/2019 1107 Operation and Maintenance, USMC Reserve		3,345	0	3,345	1,740	3,345	747	2,598	0	100%
17 2019/2021 1109 Procurement, Marine Corps		58,023	3,125	61,148	5,738	43,881	13,838	30,043	17,267	72%
57 2019/2019 3500 Military Personnel, Air Force		910,958	68,990	979,948	73,475	979,948	979,948	0	0	100%
57 2019/2019 3700 Reserve Personnel, Air Force		21,076	0	21,076	2,798	21,076	15,018	6,058	0	100%
57 2019/2019 3850 National Guard Personnel, Air Force		5,460	0	5,460	92	4,907	4,607	300	553	90%
57 2019/2019 3400 Operation and Maintenance, Air Force		8,873,245	64,518	8,937,763	1,169,240	8,647,762	5,227,824	3,419,938	290,001	97%
57 2019/2019 3740 Operation and Maintenance, Air Force Reserve		60,500	0	60,500	21,493	46,584	33,564	13,020	13,916	77%
57 2019/2019 3840 Operation and Maintenance, Air Natl Guard		15,870	0	15,870	5,225	11,197	5,152	6,045	4,673	71%
57 2019/2021 3010 Aircraft Procurement, Air Force		986,880	-64,548	922,332	252171	526,663	24,325	502,338	395,669	57%
57 2019/2021 3020 Missile Procurement, Air Force		431,926	0	431,926	3846	217,937	0	217,937	213,989	50%
57 2019/2021 3011 Procurement of Ammunition, Air Force		1,421,516	-50,000	1,371,516	57619	1,232,845	3,201	1,229,644	138,671	90%
57 2019/2021 3080 Other Procurement, Air Force		3,509,515	-3,233,868	275,647	67106	121,067	12,047	109,020	154,580	44%
57 2019/2020 3600 Research, Development, Test and Eval, Air Force		314,271	-112,227	202,044	2413	80,723	49,374	31,349	121,321	40%
97 2019/2019 0100 Operation and Maintenance, Defense-Wide		6,334,274	-1,263,769	5,070,505	727088	4,760,555	2,252,008	2,508,547	309,950	94%
97 2019/2020 0100 Operation and Maintenance, Defense-Wide		1,843,200	-1,645,735	197,465	28896	28,896	9,999	18,897	168,569	15%
97 2019/2019 0107 Office of the Inspector General, Defense		24,692	0	24,692	2,777	23,423	20,853	2,570	1,269	95%
97 2019/2019 0130 Defense Health Program, Defense		352,068	0	352,068	45,736	349,422	308,250	41,172	2,646	99%
97 2019/2021 0300 Procurement, Defense-Wide		572,135	63,527	635,662	23,210	415,965	116,236	299,729	219,697	65%
97 2019/2020 0400 Research, Development, Test and Eval, Defense		500,544	-275,061	225,483	31,270	201,570	58,542	143,028	23,913	89%
21 2019/2020 2091 Afghanistan Security Forces Fund, Army		5,199,450	-883,450	4,316,000	-63,877	2,009,654	1,679,647	330,007	2,306,346	47%
97 2019/2019 0105 Drug Interdiction & Cntr Drug Activities		153,100	-153,100	0	0	0	0	0	0	0%
21 2019/2020 2099 Counter-ISIL Train and Equip Fund		1,400,000	-47,800	1,352,200	26381	312,708	249,532	63,176	1,039,492	23%

**FY 2019 Estimate of Cost of War for FY 2019 Appropriations
(Amounts in Thousands)
As of September 30, 2019**

APPROPRIATION Fiscal Year 2019 Accounts	Notes	Funds Appropriated 1/	Funds Transferred	Funds Available	Obligations September 2019	Obligations CFI 2/	Disbursements CFI 3/	Unpaid Obligations	Unobligated Balance	Percent Obligated
Sub-Total		62,418,098	-7,469,522	54,948,576	5,234,794	48,171,223	27,658,926	20,512,297	6,777,353	88%
Non-War Funds		15,846,317	0	15,846,317	0	0	0	0	0	0%
Operation Noble Eagle - Baseline Funds	2/		0	133,393	0	0	0	0	133,393	0%
Grand Total		78,264,415	-7,469,522	70,928,286	5,234,794	48,171,223	27,658,926	20,512,297	6,910,746	68%

**FY 2019 Estimate of Cost of War for FY 2019 Appropriations
(Amounts in Thousands)
As of September 30, 2019**

FY 2019 Status of Funds Footnotes:

1/ Reflects funding provided in Public Law 115-245, Department of Defense Appropriations Act, 2019, and Public Law 115-244, Department of Defense Military Construction Appropriations Act, 2019'

2/ Obligations include **\$133,393** for Operation Noble Eagle (ONE) as a cost of war.

3/ CFI is Cumulative From Inception.

**FY 2019 Estimate of Cost of War for FY 2019 Appropriations
(Amounts in Thousands)
As of September 30, 2019**

Table 1 -- Reprogramming Actions into/out of Cost of War Funds									
Reprogramming Action:	1	2	3	4	5	6	7	8	9
APPROPRIATION									
2019/2019 2010 Military Personnel, Army									171,226
2019/2019 2020 Operation and Maintenance, Army	-580,911		119,900	338,000	46,454			2,300	132,652
2019/2019 2065 Operation and Maintenance, Army Natl Guard	485								
2019/2021 2031 Aircraft Procurement, Army				-16,400					
2019/2021 2032 Missile Procurement, Army	-8,000			-64,447					
2019/2021 2033 Procurement of Weapons and Tracked Vehicles				-5,075	5,075				
2019/2021 2034 Procurement of Ammunition, Army				-10,450					
2019/2021 2035 Other Procurement, Army				-18,002	1,500				
2019/2020 2040 Research, Development, Test and Eval, Army				-24,500	23,000				
2019/2023 2050 Military Construction, Army				-69,000					
2019/2020 2091 Afghanistan Security Forces Fund, Army	-124,827			-154,623			-604,000		
2019/2020 2099 Counter-ISIL Train and Equip Fund	-47,800								
2019/2019 1405 Reserve Personnel, Navy									618
2019/2019 1804 Operation and Maintenance, Navy	-590,062		864	415,000	54,500			22,000	30,406
2019/2019 1806 Operation and Maintenance, Navy Reserve	43							4,239	1
2019/2021 1810 Other Procurement, Navy	-4,800			-6,000	10,000				28,000
2019/2021 1506 Aircraft Procurement, Navy				152,000					-3,100
2019/2021 1508 Procurement of Ammunition, Navy & USMC				-16,758					
2019/2020 1319 Research, Development, Test, and Eval, Navy	-117,282								
2019/2019 1106 Operation and Maintenance, Marine Corps	-172,601			171,095	5,900				
2019/2019 1105 Military Personnel, Marine Corps									24,573
2019/2019 3700 Reserve Personnel, Air Force			250						
2019/2019 3500 Military Personnel, Air Force								66,318	2,672
2019/2019 3400 Operation and Maintenance, Air Force	-616,431		32,086	542,885	1,990			22,388	63,570
2019/2021 3010 Aircraft Procurement, Air Force	-63,640							-6,553	-83,655
2019/2021 3011 Procurement of Ammunition, Air Force	-50,000								
2019/2021 3080 Other Procurement, Air Force	-3,242,032	-18,000						6,614	
2019/2020 3600 Research, Development, Test and Eval, Air Force	-122,990			7,663					3,100
2019/2019 0100 Operation and Maintenance, Defense-Wide	-1,308,538		7,000	-86,017	374,296	360		-59,039	36,153
2019/2020 0100 Operation and Maintenance, Defense-Wide	-793,442			-149,758	-600,000		-77,535		-25,000
2019/2021 0300 Procurement, Defense-Wide	-39,559							12,290	
2019/2020 0400 Research, Development, Test and Eval, Defense	-182,031			-98,030	5,000				
2019/2019 0105 Drug Interdiction and Counter Drug Activities			-153,100						0
Reprogramming Total	-8,064,418	-18,000	7,000	907,583	-72,285	360	-681,535	70,557	381,216
Cumulative Reprogramming Total	-8,064,418	-8,082,418	-8,075,418	-7,167,835	-7,240,120	-7,239,760	-7,921,295	-7,850,738	-7,469,522

1. PL 115-245
2. PL 115-245
3. Other Non War: FY 19-05IR
4. PL 115-245
5. FY19-04 IR: FY19-03 PA: PL115-245
6. FY19-02 RA
7. FY 19-02 RA
8. FY19-09 PA: FY 19-27 IR: Base Funds
9. Base Funds: FY19-09 PA: FY19-10 PA: FY19-23 IR: FY19-33 IR: FY19-35 IR

Table 2 -- Non-War Programs or Programs Whose Execution Is Not Included in the DoD Cost of War Report							
Non-War Not Reported on the DoD Cost of War Report	Fund Item Description	Military Personnel	Operation & Maintenance	Military Construction	Procurement	RDTE	Total
21 2019/2019 2020 Operation and Maintenance, Army	Congressional transfer from Title II to Title IX		600,000		-		600,000
17 2019/2019 1804 Operation and Maintenance, Navy	Congressional transfer from Title II to Title IX		600,000		-		600,000
17 2019/2019 1106 Operation and Maintenance, Marine Corps	Congressional transfer from Title II to Title IX		171,095		-		171,095
57 2019/2019 3400 Operation and Maintenance, Air Force	Congressional transfer from Title II to Title IX		600,000		-		600,000
97 2019/2020 0100 Operation and Maintenance, Defense-Wide	Congressional transfer from Title II to Title IX		50,000		-		50,000
57 2019/2023 3300 Military Construction, Air Force	Congressional transfer from Title II to Title IX			69,000	-		69,000
Subtotal			2,021,095	69,000	-	-	2,090,095
21 2019/2019 2020 Operation and Maintenance, Army	Congressional Marks		338,000				338,000
21 2019/2021 2031 Aircraft Procurement, Army	Congressional Marks				-16,400		-16,400
21 2019/2021 2032 Missile Procurement, Army	Congressional Marks				-72,447		-72,447
21 2019/2021 2034 Procurement of Ammunition, Army	Congressional Marks				-10,450		-10,450
21 2019/2021 2035 Other Procurement, Army	Congressional Marks				-18,002		-18,002
21 2019/2020 2040 Research, Development, Test & Evaluation, Army	Congressional Marks					-1,500	-1,500
17 2019/2019 1506 Operation and Maintenance, Navy	Congressional Marks		415,000				415,000
17 2019/2021 1506 Aircraft Procurement, Navy	Congressional Marks				152,000		152,000
17 2019/2021 1508 Procurement of Ammunition, Navy & Marine Corps	Congressional Marks				-16,758		-16,758
17 2019/2021 1810 Other Procurement, Navy	Congressional Marks				-6,000		-6,000
17 2019/2019 1106 Operation and Maintenance, Marine Corps	Congressional Marks		171,095				171,095
57 2019/2019 3400 Operation and Maintenance, Air Force	Congressional Marks		542,885				542,885
57 2019/2021 3010 Aircraft Procurement, Air Force	Congressional Marks				-63,640		-63,640
57 2019/2021 3011 Procurement of Ammunition, Air Force	Congressional Marks				-50,000		-50,000
57 2019/2021 3080 Other Procurement, Air Force	Congressional Marks				-48,668		-48,668
57 2019/2020 3600 Research, Development, Test and Eval, Air Force	Congressional Marks					7,663	7,663
97 2019/2019 0100 Operation and Maintenance, Defense-Wide	Congressional Marks		463,983				463,983
97 2019/2020 0100 Operation and Maintenance, Defense-Wide	Congressional Marks		-150,000				-150,000
97 2019/2020 0400 Research, Development, Test and Eval, Defense	Congressional Marks					-105,400	-105,400
21 2019/2020 2091 Afghanistan Security Forces Fund, Army	Congressional Marks		-279,450				-279,450

**FY 2019 Estimate of Cost of War for FY 2019 Appropriations
(Amounts in Thousands)
As of September 30, 2019**

21 2019/2020 2099 Counter ISIL Train an Equip Fund, Army	Congressional Marks	-47,800					-47,800
21 2019/2023 2050 Military Construction, Army	Congressional Marks			-69,000			-69,000
57 2019/2023 3300 Military Construction, Air Force	Congressional Marks			69,000			69,000
Subtotal		1,453,713	0	0	-150,365	-99,237	1,204,111
European Deterrence Initiative ¹		344,598	2,742,437	791,020	2,639,372	17,000	6,534,427
Fuel Increase			101,954				101,954
Non-DoD Classified Programs			1,376,874	60,000	3,255,723	414,403	5,107,000
Other Non-War - Title 10 Additional Appropriations			808,200			530	808,730
Non-War Programs Totals		344,598	9,957,966	920,020	5,594,365	233,459	15,846,317

Notes:

¹ Includes Ukraine Security Assistance Initiative funding

FY 2019 Cost of War for FY 2018 Appropriations

FY 2019 Estimate of Cost of War for FY 2018 Appropriations
(Amounts in Thousands)
As of September 30, 2019

APPROPRIATION Fiscal Year 2018 Accounts	Notes	Funds Appropriated 1/	Funds Transferred	Funds Available	Obligations September 2019	Obligations CFI 2/	Disbursements CFI 3/	Unpaid Obligations	Unobligated Balance	Percent Obligated
21 2018/2018 2010 Military Personnel, Army		2,527,223	80,783	2,608,006	0	2,608,006	2,608,006	0	0	100%
21 2018/2018 2070 Reserve Personnel, Army		17,842	4,179	22,021	0	21,685	20,933	752	336	98%
21 2018/2018 2060 National Guard Personnel, Army		164,099	1,161	165,260	0	157,089	152,234	4,855	8,171	95%
21 2018/2018 2020 Operation and Maintenance, Army		15,268,635	224,232	15,492,867	1,652	15,290,961	13,906,422	1,384,539	201,906	99%
21 2018/2018 2080 Operation and Maintenance, Army Reserve		24,699	4,600	29,299	0	24,559	22,715	1,844	4,740	84%
21 2018/2018 2065 Operation and Maintenance, Army Natl Guard		108,036	0	108,036	0	103,339	89,934	13,405	4,697	96%
21 2018/2020 2031 Aircraft Procurement, Army		387,211	12,713	399,924	29,080	314,175	143,318	170,857	85,749	79%
21 2018/2020 2032 Missile Procurement, Army		628,264	-40	628,224	1,957	580,066	52,221	527,845	48,158	92%
21 2018/2020 2034 Procurement of Ammunition, Army		119,372	0	119,372	0	113,663	13,696	99,967	5,709	95%
21 2018/2020 2035 Other Procurement, Army		276,179	18,475	294,654	13,589	267,046	183,597	83,449	27,608	91%
21 2018/2019 2040 Research, Development, Test, and Eval, Army		182,876	0	182,876	5,738	173,525	129,421	44,104	9,351	95%
21 2018/2022 2050 Military Construction, Army		130,400	-6,400	124,000	4,394	4,394	0	4,394	119,606	4%
17 2018/2018 1453 Military Personnel, Navy		376,991	7,988	384,979	0	384,979	382,411	2,568	0	100%
17 2018/2018 1405 Reserve Personnel, Navy		9,091	3,911	13,002	0	13,002	12,427	575	0	100%
17 2018/2018 1804 Operation and Maintenance, Navy		5,747,024	323,995	6,071,019	0	6,052,708	3,583,408	2,469,300	18,311	100%
17 2018/2018 1806 Operation and Maintenance, Navy Reserve		23,980	0	23,980	0	21,453	14,131	7,322	2,527	89%
17 2018/2020 1506 Aircraft Procurement, Navy		157,300	5,200	162,500	15,499	151,088	60,499	90,589	11,412	93%
17 2018/2020 1507 Weapons Procurement, Navy		130,994	0	130,994	209	128,866	44,377	84,489	2,128	98%
17 2018/2020 1508 Procurement of Ammunition, Navy and USMC		233,406	0	233,406	735	232,918	58,916	174,002	488	100%
17 2018/2020 1810 Other Procurement, Navy		178,573	21,500	200,073	11,454	189,700	67,047	122,653	10,373	95%
17 2018/2019 1319 Research, Development, Test, and Eval, Navy		66,110	582	66,692	659	42,383	38,693	3,690	24,309	64%
17 2018/2022 1205 Military Construction, Navy and Marine Corps		31,890	-18,500	13,390	6	10,647	415	10,232	2,743	80%
17 2018/2018 1105 Military Personnel, Marine Corps		103,979	7,837	111,816	0	111,816	111,816	0	0	100%
17 2018/2018 1108 Reserve Personnel, Marine Corps		2,328	0	2,328	0	2,287	323	1,964	41	98%
17 2018/2018 1106 Operation and Maintenance, Marine Corps		1,099,624	5,896	1,105,520	-1,498	1,104,230	698,343	405,887	1,290	100%
17 2018/2018 1107 Operation and Maintenance, USMC Reserve		3,367	0	3,367	0	2,973	2,027	946	394	88%
17 2018/2020 1109 Procurement, Marine Corps		64,307	12,150	76,457	-807	72,587	46,194	26,393	3,870	95%
57 2018/2018 3500 Military Personnel, Air Force		884,757	80,000	964,757	0	958,833	958,833	0	5,924	99%
57 2018/2018 3700 Reserve Personnel, Air Force		20,569	40	20,609	0	20,607	13,525	7,082	2	100%
57 2018/2018 3850 National Guard Personnel, Air Force		5,004	480	5,484	0	4,551	3,746	805	933	83%
57 2018/2018 3400 Operation and Maintenance, Air Force		9,697,446	246,812	9,944,258	-4,239	9,824,082	8,753,946	1,070,136	120,176	99%
57 2018/2018 3740 Operation and Maintenance, Air Force Reserve		53,523	0	53,523	-4	46,536	45,838	698	6,987	87%
57 2018/2018 3840 Operation and Maintenance, Air Natl Guard		15,400	0	15,400	0	13,142	4,396	8,746	2,258	85%
57 2018/2020 3010 Aircraft Procurement, Air Force		478,521	-109,367	369,154	30,929	271,332	23,866	247,466	97,822	74%
57 2018/2020 3020 Missile Procurement, Air Force		481,700	0	481,700	71	433,752	46	433,706	47,948	90%
57 2018/2020 3021 Space Procurement, Air Force		2,256	0	2,256	0	2,037	2,035	2	219	90%
57 2018/2020 3011 Procurement of Ammunition, Air Force		551,509	0	551,509	29,659	536,112	295,634	240,478	15,397	97%
57 2018/2020 3080 Other Procurement, Air Force		123,017	6,750	129,767	5,977	43,205	25,642	17,563	86,562	33%
57 2018/2019 3600 Research, Development, Test and Eval, Air Force		63,200	-589	62,611	30	46,152	43,573	2,579	16,459	74%
57 2018/2022 3300 Military Construction, Air Force		275,522	-68,322	207,200	133	71,096	29,159	41,937	136,104	34%
97 2018/2018 0100 Operation and Maintenance, Defense-Wide		5,208,055	-477,947	4,730,108	-1,043	3,593,073	2,453,906	1,139,167	1,137,035	76%
97 2018/2019 0100 Operation and Maintenance, Defense-Wide		1,000,000	-800,000	200,000	0	170,119	170,111	8	29,881	85%
97 2018/2018 0107 Office of the Inspector General, Defense		24,692	0	24,692	0	18,335	16,268	2,067	6,357	74%
97 2018/2018 0130 Defense Health Program, Defense		395,805	8,263	404,068	-545	403,069	390,199	12,870	999	100%
97 2018/2020 0300 Procurement, Defense-Wide		475,388	150,640	626,028	49,528	577,256	324,801	252,455	48,772	92%
97 2018/2019 0400 Research, Development, Test and Eval, Defense		216,220	0	216,220	3,029	187,148	146,337	40,811	29,072	87%
97 2018/2022 0500 Military Construction, Defense-Wide		22,400	-22,400	0	0	0	0	0	0	0%
97 2018/XXXX 4930 Defense Working Capital Funds, Defense		98,845	25,964	124,809	94,574	112,509	13,867	98,642	12,300	90%
21 2018/2019 2091 Afghanistan Security Forces Fund, Army		4,666,815	0	4,666,815	316,171	4,664,993	4,307,668	357,325	1,822	100%
97 2018/2018 0105 Drug Interdiction & Cntr Drug Activities		196,300	0	196,300	0	0	0	0	196,300	0%
21 2018/2019 2099 Counter-ISIL Train and Equip Fund		1,769,000	-300,000	1,469,000	178,844	1,438,505	1,288,589	149,916	30,495	98%

**FY 2019 Estimate of Cost of War for FY 2018 Appropriations
(Amounts in Thousands)
As of September 30, 2019**

APPROPRIATION Fiscal Year 2018 Accounts	Notes	Funds Appropriated 1/	Funds Transferred	Funds Available	Obligations September 2019	Obligations CFI 2/	Disbursements CFI 3/	Unpaid Obligations	Unobligated Balance	Percent Obligated
Sub-Total		54,789,744	-549,414	54,240,330	785,781	51,616,589	41,755,509	9,861,080	2,623,741	95%
Non-War Funds		13,904,485	0	13,904,485	0	0	0	0	0	0%
Operation Noble Eagle - Baseline Funds	2/	0	0	165,632	0	0	0	0	165,632	0%
Grand Total		68,694,229	-549,414	68,310,447	785,781	51,616,589	41,755,509	9,861,080	2,789,373	76%

**FY 2019 Estimate of Cost of War for FY 2018 Appropriations
(Amounts in Thousands)
As of September 30, 2019**

FY 2018 Status of Funds Footnotes:

1/ Reflects funding provided in Public Law 115-141, the DoD Appropriations Act, 2018.

2/ Obligations include **\$165,632** for Operation Noble Eagle (ONE) as a cost of war.

3/ CFI is Cumulative From Inception.

**FY 2019 Estimate of Cost of War for FY 2018 Appropriations
(Amounts in Thousands)
As of September 30, 2019**

Table 1 -- Reprogramming Actions into/out of Cost of War Funds															
Reprogramming Action:	1	2	3	4	5	6	7	8	9	10	11	12	13	14	15
APPROPRIATION															
2018/2018 2010 Military Personnel, Army						-20,000		100,783							
2018/2018 2070 Reserve Personnel, Army								4,179							
2018/2018 2060 National Guard Personnel, Army	650	511													
2018/2018 2020 Operation and Maintenance, Army	13,204	100,810	81,670	22,239	6,309		0								
2018/2018 2080 Operation and Maintenance, Army Reserve								4,600							
2018/2020 2031 Aircraft Procurement, Army				5,188							-875				8,400
2018/2020 2035 Other Procurement, Army				2,900							23,975				-8,400
2018/2018 1453 Military Personnel, Navy							0	7,988							
2018/2018 1405 Reserve Personnel, Navy								3,911							
2018/2018 1804 Operation and Maintenance, Navy	1,130	1,831	64,200	83,080				147,343						26,411	
2018/2020 1506 Aircraft Procurement, Navy				5,200											
2018/2020 1810 Other Procurement, Navy			9,500								12,000				
2018/2019 1319 Research, Development, Test and Evaluation, Navy					582										
2018/2022 1205 Military Construction, Navy and Marine Corps														-18,500	
2018/2019 3600 Research, Development, Test and Evaluation, Air Force												-589			
2018/2018 3500 Military Personnel, Air Force								80,000							
2018/2018 1105 Military Personnel, Marine Corps							0	7,837							
2018/2018 3700 Reserve Personnel, Air Force	255	-215													
2018/2018 3850 National Guard Personnel, Air Force		480													
2018/2018 1106 Operation and Maintenance, Marine Corps												5,896			
2018/2018 3400 Operation and Maintenance, Air Force	1,063	19,601	6,500	26,750	-6,891		0	199,789							
2018/2018 0100 Operation and Maintenance, Defense-Wide			-309,725	-196,270				43,277	-2,400	69,546	-82,375				
2018/2019 0100 Operation and Maintenance, Defense-Wide									-800,000						
2018/2018 0130, Defense Health Program, Operation and Maintenance								8,263							
2018/2020 1109 Procurement, Marine Corps											12,150				
2018/2020 3080 Other Procurement, Air Force											6,750				
2018/2020 2032 Missile Procurement, Army											-40				
2018/2020 0300 Procurement, Defense-Wide			121,290	6,850							22,500				
2018/2020 3010 Aircraft Procurement, Air Force											-83,400	-3		-1,565	-24,399
2018/2018 0105 Drug Interdiction & Cntr Drug Activities							0								
2018/2019 2099 Counter ISIL Train and Equip									-300,000						
2018/2022 2050 Military Construction, Army												-6,400			
2018/2022 3300 Military Construction, Air Force												-68,322			
2018/2022 0500 Military Construction, Defense-Wide												-22,400			
2018/XXXX 4930 Defense Working Capital Funds, Defense														1,565	24,399
Reprogramming Total	16,302	123,018	-18,477	-52,151	0	-20,000	0	607,970	-1,102,400	69,546	-89,315	-91,818	7,911	0	0
Cumulative Reprogramming Total	16,302	139,320	120,843	68,692	68,692	48,692	48,692	656,662	-445,738	-376,192	-465,507	-557,325	-549,414	-549,414	-549,414

1. FY 18-04 IR, Drug Interdiction and Counter-Drug Activities, Defense, dated February 20, 2018
2. FY 18-16 IR, Drug Interdiction and Counter-Drug Activities, Defense, dated June 13, 2018
3. FY 18-20 IR, Intelligence, Surveillance, and Reconnaissance Request, dated July 3, 2018
4. FY 18-22 IR, Intelligence, Surveillance, and Reconnaissance Request, dated July 10, 2018
5. FY 18-26 IR, Drug Interdiction and Counter-Drug Activities, Defense, dated September 20, 2018
6. FY 18-26 PA, Defense Working Capital Fund Request, dated September 14, 2018
7. FY 18-17 PA, June 2018 Prior Approval Request (Omnibus), dated October 1, 2018
8. Base Funds for OCO Requirements
9. Rescission (PL115-245): BTR, Lapsed Appropriation
10. FY18-20 IR; FY18-04 IR; BTR; FY18-22 IR; FY18-16 IR
11. FY18-12 PA; Rescission; FY16 NDAA, sec 828
12. FY 18-12 PA, FY 19-20 IR, Rescission: B20, Base Funds for OCO requirements
13. Base Funds, EDI
14. FY19-09 PA
15. FY19-09 PA, FY19-10 PA

Table 2 -- Non-War Programs or Programs Whose Execution Is Not Included in the DoD Cost of War Report						
Non-War Not Reported on the DoD Cost of War Report	Fund Item Description	Military Personnel	Operation & Maintenance	Military Construction Procurement	RDTE	Total
21 2018/2018 2020 Operation and Maintenance, Army	Congressional transfer from Title II to Title IX		650,000	-		650,000
17 2018/2018 1804 Operation and Maintenance, Navy	Congressional transfer from Title II to Title IX		660,000	-		660,000
17 2018/2018 1106 Operation and Maintenance, Marine Corps	Congressional transfer from Title II to Title IX		260,162	-		260,162
57 2018/2018 3400 Operation and Maintenance, Air Force	Congressional transfer from Title II to Title IX		650,000	-		650,000
17 2018/2022 1205 Military Construction, Navy	Congressional transfer from Title II to Title IX		-	13,390		13,390
57 2018/2022 3300 Military Construction, Navy	Congressional transfer from Title II to Title IX		-	97,122		97,122
Operation and Maintenance, Subtotal			2,220,162	110,512	-	2,330,674
97 2018/2020 0350 National Guard and Reserve Equipment, Defense	Baseline Programs funded by Congress in OCO					1,300,000
European Deterrence Initiative ¹		214,300	2,321,405	306,930	1,870,600	4,777,335
Fuel Reduction			40,157			40,157
Non-DoD Classified Programs			1,296,727		2,977,778	4,608,944
Other Non-War - Title 10 Additional Appropriations			847,375			847,375
Non-War Programs Totals		214,300	6,725,826	417,442	4,848,378	398,539
						13,904,485

Notes:
¹ Includes Ukraine Security Assistance Initiative funding

FY 2019 Cost of War for FY 2017 Appropriations

FY 2019 Estimate of Cost of War for FY 2017 Appropriations
(Amounts in Thousands)
As of September 30, 2019

APPROPRIATION Fiscal Year 2017 Accounts	Notes	Funds Appropriated 1/	Funds Transferred	Funds Available	Obligations September 2019	Obligations CFI 2/3	Disbursements CFI 3/	Unpaid Obligations	Unobligated Balance	Percent Obligated
21 2017/2017 2010 Military Personnel, Army		2,042,682	59,101	2,101,783	0	2,101,783	2,101,783	0	0	100%
21 2017/2017 2070 Reserve Personnel, Army		17,084	0	17,084	0	15,853	15,460	393	1,231	93%
21 2017/2017 2060 National Guard Personnel, Army		131,630	3,358	134,988	0	134,987	134,552	435	1	100%
21 2017/2017 2020 Operation and Maintenance, Army	/5	14,813,205	-81,781	14,731,424	-17,912	14,361,919	13,627,672	734,247	369,505	97%
21 2017/2017 2080 Operation and Maintenance, Army Reserve	/5	23,910	-1,912	21,998	0	20,844	19,440	1,404	1,154	95%
21 2017/2017 2065 Operation and Maintenance, Army Natl Guard	/5	65,250	610	65,860	0	59,036	54,711	4,325	6,824	90%
21 2017/2019 2031 Aircraft Procurement, Army		253,711	194,140	447,851	2,745	447,851	291,367	156,484	0	100%
21 2017/2019 2032 Missile Procurement, Army		324,507	36,682	361,189	9	361,189	123,452	237,737	0	100%
21 2017/2019 2033 Procurement of Weapons & Tracked Vehicles		22,410	0	22,410	-10	22,396	7,521	14,875	14	100%
21 2017/2019 2034 Procurement of Ammunition, Army		88,460	9,100	97,560	110	97,556	43,805	53,751	4	100%
21 2017/2019 2035 Other Procurement, Army		926,195	39,682	965,877	6,612	936,579	746,864	189,715	29,298	97%
21 2017/2018 2040 Research, Development, Test, and Eval, Army		271,789	23,600	295,389	-376	294,071	259,418	34,653	1,318	100%
21 2017/2021 2050 Military Construction, Army		11,500	0	11,500	20	4,919	852	4,067	6,581	43%
17 2017/2017 1453 Military Personnel, Navy		334,781	34,572	369,353	0	369,353	369,319	34	0	100%
17 2017/2017 1405 Reserve Personnel, Navy		11,929	2,531	14,460	0	14,460	12,592	1,868	0	100%
17 2017/2017 1804 Operation and Maintenance, Navy	/5	5,245,390	221,117	5,466,507	0	5,466,507	3,892,953	1,573,554	0	100%
17 2017/2017 1806 Operation and Maintenance, Navy Reserve		26,265	92	26,357	0	26,357	18,866	7,491	0	100%
17 2017/2019 1506 Aircraft Procurement, Navy		419,149	24,060	443,209	18063	443,209	301,249	141,960	0	100%
17 2017/2019 1507 Weapons Procurement, Navy		8,600	0	8,600	111	8,584	2,054	6,530	16	100%
17 2017/2019 1508 Procurement of Ammunition, Navy and USMC		123,380	4,250	127,630	0	125,202	113,455	11,747	2,428	98%
17 2017/2019 1810 Other Procurement, Navy		42,397	6,531	48,928	41	48,920	25,455	23,465	8	100%
17 2017/2018 1319 Research, Development, Test, and Eval, Navy		39,407	0	39,407	0	39,318	37,628	1,690	89	100%
17 2017/2017 1105 Military Personnel, Marine Corps		185,573	-51,006	134,567	0	103,312	0	103,312	31,255	77%
17 2017/2017 1108 Reserve Personnel, Marine Corps		3,764	71	3,835	0	3,835	0	3,835	0	100%
17 2017/2017 1106 Operation and Maintenance, Marine Corps	/5	1,056,632	552,750	1,609,382	204	1,567,730	1,206,112	361,618	41,652	97%
17 2017/2017 1107 Operation and Maintenance, USMC Reserve		3,304	0	3,304	0	3,218	3,164	54	86	97%
17 2017/2019 1109 Procurement, Marine Corps		147,011	29,604	176,615	0	176,613	107,263	69,350	2	100%
57 2017/2017 3500 Military Personnel, Air Force	/6	857,111	3,790	860,901	0	860,901	860,901	0	0	100%
57 2017/2017 3700 Reserve Personnel, Air Force		20,535	272	20,807	0	20,567	15,540	5,027	240	99%
57 2017/2017 3850 National Guard Personnel, Air Force		5,288	52	5,340	0	5,128	4,636	492	212	96%
57 2017/2017 3400 Operation and Maintenance, Air Force	/5	9,336,307	72,006	9,408,313	-12,555	9,226,572	8,768,964	457,608	181,741	98%
57 2017/2017 3740 Operation and Maintenance, Air Force Reserve		57,586	0	57,586	0	55,270	54,187	1,083	2,316	96%
57 2017/2017 3840 Operation and Maintenance, Air Natl Guard		20,000	0	20,000	0	14,587	6,281	8,306	5,413	73%
57 2017/2019 3010 Aircraft Procurement, Air Force		820,919	87,743	908,662	27,272	799,662	188,554	611,108	109,000	88%
57 2017/2019 3020 Missile Procurement, Air Force		134,295	-89,000	45,295	4	45,179	39,661	5,518	116	100%
57 2017/2019 3011 Procurement of Ammunition, Air Force		414,908	30,880	445,788	71	445,033	398,009	47,024	755	100%
57 2017/2019 3080 Other Procurement, Air Force		249,576	68,026	317,602	35,299	308,599	147,238	161,361	9,003	97%
57 2017/2018 3600 Research, Development, Test and Eval, Air Force		59,740	75,863	135,603	28,401	112,169	51,635	60,534	23,434	83%
57 2017/2021 3300 Military Construction, Air Force		20,011	0	20,011	35	15,178	7,895	7,283	4,833	76%
97 2017/2017 0100 Operation and Maintenance, Defense-Wide	/5	6,445,347	-2,030,328	4,415,019	-575	3,488,686	2,362,575	1,126,111	926,333	79%
97 2017/2018 0100 Operation and Maintenance, Defense-Wide		0	96,400	96,400	0	18,398	18,398	0	78,002	19%
97 2017/2017 0107 Office of the Inspector General, Defense		22,062	-5,000	17,062	0	12,085	5,836	6,249	4,977	71%
97 2017/2017 0130 Defense Health Program, Defense		322,859	0	322,859	-796	318,218	306,284	11,934	4,641	99%
97 2017/2019 0300 Procurement, Defense-Wide	/6	351,437	78,070	429,507	4,786	443,474	368,131	75,343	-13,967	103%
97 2017/2018 0400 Research, Development, Test and Eval, Defense	/6	0	0	0	0	47,363	36,639	10,724	-47,363	0%
97 2017/XXXX 4930 Defense Working Capital Funds, Defense		95,481	43,349	138,830	0	5,447	5,447	0	133,383	4%
21 2017/2018 2091 Afghanistan Security Forces Fund, Army		4,262,715	-100,000	4,162,715	-1,242	4,017,152	3,917,266	99,886	145,563	97%
21 2017/2019 2093 Joint Improvised Explosive Device Defeat Fund		87,800	-16	87,784	13	87,195	79,196	7,999	589	99%
21 2017/2018 2097 Iraq Train and Equip Fund		289,500	0	289,500	-1	287,333	287,097	236	2,167	99%

**FY 2019 Estimate of Cost of War for FY 2017 Appropriations
(Amounts in Thousands)
As of September 30, 2019**

APPROPRIATION Fiscal Year 2017 Accounts	Notes	Funds Appropriated 1/	Funds Transferred	Funds Available	Obligations September 2019	Obligations CFI 2/3	Disbursements CFI 3/	Unpaid Obligations	Unobligated Balance	Percent Obligated
97 2017/2017 0105 Drug Interdiction & Cntr Drug Activities		191,533	-107,000	84,533	0	0	0	0	84,533	0%
97 2017/2019 2093 Joint Improvised Explosive Device Defeat Fund		339,472	0	339,472	5,235	336,298	307,700	28,598	3,174	99%
21 2017/2018 2099 Counter-ISIL Train and Equip Fund		1,606,400	-248,268	1,358,132	-1,494	1,344,305	1,334,558	9,747	13,827	99%
Sub-Total		52,650,797	-916,009	51,734,788	94,070	49,570,400	43,089,635	6,480,765	2,164,388	96%
Non-War Funds	4/	29,728,110	0	29,728,110	0	0	0	0	29,728,110	0%
Operation Noble Eagle - Baseline Funds	2/	0	0	95,423	0	0	0	0	95,423	0%
Grand Total		82,378,907	-916,009	81,558,321	94,070	49,570,400	43,089,635	6,480,765	31,987,921	61%

**FY 2019 Estimate of Cost of War for FY 2017 Appropriations
(Amounts in Thousands)
As of September 30, 2019**

FY 2017 Status of Funds Footnotes:

1/ Reflects funding provided in Public Law 114-223, the Continuing Resolutions Act, 2017.

2/ Obligations include **\$95,423** for Operation Noble Eagle (ONE) as a cost of war.

3/ CFI is Cumulative From Inception.

4/ Table 2 reflects Non-War funds whose execution is not included in the DoD Cost of War Report.

5/ Table 3 reflects OCO funding that was reduced by **\$355,041** due to a congressional mark that was applied to the Department of Defense Appropriations Act, 2016.

6/ Obligations that exceed funds available reflect cash flowing from baseline operations.

**FY 2019 Estimate of Cost of War for FY 2017 Appropriations
(Amounts in Thousands)
As of September 30, 2019**

Table 1 -- Reprogramming Actions into/out of Cost of War Funds

Reprogramming Action:	1	2	3	4	5	6	7	8	9	10	11	12	13	14	15	16
APPROPRIATION																
2017/2017 2010 Military Personnel, Army	22,092			-36,700									73,709			
2017/2017 2060 National Guard Personnel, Army	744	488		2,126												
2017/2017 2020 Operation and Maintenance, Army	45,000	25,943		-152,724												
2017/2017 2080 Operation and Maintenance, Army Reserve				-1,912												
2017/2017 2065 Operation and Maintenance, Army Natl Guard				610												
2017/2019 2031 Aircraft Procurement, Army	78,040			116,100												
2017/2019 2032 Missile Procurement, Army				36,700												
2017/2019 2034 Procurement of Ammunition, Army				9,100								-18				
2017/2019 2035 Other Procurement, Army				38,300				33,136	-33,136	1,382						
2017/2018 2040 Research, Development, Test, and Eval, Army				15,600	8,000											
2017/2017 1453 Military Personnel, Navy																34,572
2017/2017 1405 Reserve Personnel, Navy																2,531
2017/2017 1804 Operation and Maintenance, Navy	850	500		4,123												215,644
2017/2017 1806 Operation and Maintenance, Navy Reserve																92
2017/2019 1506 Aircraft Procurement, Navy				28,335	-8,000	-1,970										
2017/2019 1508 Procurement of Ammunition, Navy & Marine Corps								4,250								5,695
2017/2019 1810 Other Procurement, Navy				6,531												
2017/2017 1105 Military Personnel, Marine Corps				-51,006												
2017/2017 1108 Reserve Personnel, Marine Corps																71
2017/2017 1106 Operation and Maintenance, Marine Corps	552,750															
2017/2019 1109 Procurement, Marine Corps				20,700		8,904										
2017/2017 3500 Military Personnel, Air Force																3,790
2017/2017 3700 Reserve Personnel, Air Force	272															
2017/2017 3850 National Guard Personnel, Air Force		52														
2017/2017 3400 Operation and Maintenance, Air Force	18,534	42,017		11,455												
2017/2019 3010 Aircraft Procurement, Air Force								32,160				68,328	-15			-12,730
2017/2019 3020 Missile Procurement, Air Force								-58,381								-30,619
2017/2019 3011 Procurement of Ammunition, Air Force				1,020				54,540								-24,680
2017/2019 3080 Other Procurement, Air Force		300		22,365				83,861								-38,500
2017/2018 3600 Research, Development, Test and Eval, Air Force				21,643				6,100				48,120				
2017/2017 0100 Operation and Maintenance, Defense-Wide	252,288	2,000	-1,659,000	-598,728												
2017/2018 0100 Operation and Maintenance, Defense-Wide	-739,000		1,659,000													
2017/2017 0107 Office of the Inspector General, Defense				-5,000												
2017/2019 0300 Procurement, Defense-Wide		300		77,770												
2017/2017 0105 Drug Interdiction & Cntr Drug Activities	-35,400	-71,600														
2017/XXXX 4930 Defense Working Capital Funds, Defense																43,349
2017/2018 2091 Afghanistan Security Forces Fund								-100,000								
2017/2019 2093 Joint Improvised Explosive Device Defeat Fund																-16
2017/2018 2099 Counter-ISIL Train and Equip Fund				-168,268				-80,000								
Reprogramming Total	196,170	0	0	-601,860	0	6,934	-680,000	-167,934	-59,424	782	-18	116,448	263,424	-16	3,790	5,695
Cumulative Reprogramming Total	196,170	196,170	196,170	-405,690	-405,690	-398,756	-1,078,756	-1,246,690	-1,306,114	-1,305,332	-1,305,350	-1,188,902	-925,478	-925,494	-921,704	-916,009

- 1. FY 17-01 PA: Counterterrorism Partnership Funds for Syria Train & Equip
- FY 17-05 PA: Counterterrorism Partnership Funds for Syria Train & Equip
- FY 17-01 IR: Drug Interdiction and Counter-Drug Activities, Defense
- FY 17-02 LT: Directed transfer in DoD Appropriations Act
- Other Non-War, Title 10 Appropriations
- Base funds for OCC requirements
- 2. FY 17-10 IR: Intelligence, Surveillance, and Reconnaissance Request
- 3. FY17-04 LT: Directed transfer in DoD Appropriations Act
- 4. FY 17-19 IR: Intelligence, Surveillance, and Reconnaissance Request,
- FY 17-23 IR: Drug Interdiction and Counter-Drug Activities, Defense
- FY 17-05 PA: Counterterrorism Partnership Funds for Syria Train & Equip (cancelled)
- FY 17-16 PA: June Prior Approval Request
- FY17-17 PA: Intelligence, Surveillance, and Reconnaissance Request - MIP
- FY 17-18 PA: June 2017 Military Intelligence Program (MIP) Prior Approval
- FY 17-25 PA: August 2017 Prior Approval Request
- FY 17-25 IR: August 2017 Internal Reprogramming Request
- FY 17-26 PA: Missile Defeat Enhancement Prior Approval Request
- 5. FY 18-02 PA: November 2017 Military Intelligence Program (MIP) Request
- 6. FY 18-07 PA: January 2018 Military Intelligence Program (MIP) Request
- 7. FY 18 PL 115-141 Rescissions
- 8. FY 18-17 PA: June 2018 Prior Approval Request (Omnibus)
- 9. FY 17-01 PA: Counterterrorism Partnership Funds for Syria Train & Equip
- FY 17-05 PA: Counterterrorism Partnership Funds for Syria Train & Equip
- FY 18-17 PA: June 2018 Prior Approval Request (Omnibus)
- 10. FY18-17 PA: Lapsed Appn
- 11. FY 16 NDAA sec 828 penalty for cost overrun
- 12. FY18-10 PA
- 13. B20: Base Funds
- 14. FY 16 NDAA sec 828 penalty for cost overrun

FY 2019 Estimate of Cost of War for FY 2017 Appropriations
(Amounts in Thousands)
As of September 30, 2019

- 15. Base Funds
FY 19-09 PA
- 16. Base Funds

**FY 2019 Estimate of Cost of War for FY 2017 Appropriations
(Amounts in Thousands)
As of September 30, 2019**

Table 2 -- Non-War Programs or Programs Whose Execution Is Not Included in the DoD Cost of War Report

Non-War/Not Reported on the DoD Cost of War Report	Fund Item Description	Military Personnel	Operation & Maintenance	Procurement	Research, Development, Test, & Evaluation	Revolving Funds and Military Construction	Total
21 2017/2017 2020 Operation and Maintenance, Army	Congressional transfer from Title II to Title IX		1,257,708				1,257,708
17 2017/2017 1804 Operation and Maintenance, Navy	Congressional transfer from Title II to Title IX		1,225,000				1,225,000
17 2017/2017 1106 Operation and Maintenance, Marine Corps	Congressional transfer from Title II to Title IX		375,000				375,000
57 2017/2017 3400 Operation and Maintenance, Air Force	Congressional transfer from Title II to Title IX		1,225,000				1,225,000
Operation and Maintenance, Subtotal			4,082,708				4,082,708
97 2016/2018 0350 National Guard and Reserve Equipment, Defense	Baseline Programs funded by Congress in OCO			750,000			750,000
Title X - Additional Appropriations	Baseline Programs funded by Congress in OCO	17,610	4,504,823	4,223,518	599,723	520,233	9,865,907
Bipartisan Budget Agreement of 2015	Baseline Programs funded by Congress in OCO	62,965	3,599,478	1,170,599	38,023	38,409	4,909,474
European Reassurance Initiative		147,549	1,626,493	1,396,952	125,880	46,833	3,343,707
Ukraine Security Assistance Initiative			150,000				150,000
Intelligence, Surveillance, Reconnaissance Task Force			500,000				500,000
Classified Programs			1,575,514	4,134,719	416,081		6,126,314
Non-War Programs Totals			16,039,016	11,675,788	1,179,707	605,475	29,728,110

Table 3 -- Section 8128 Fuel Saving applied to Overseas Contingency Operations

Non-War/Not Reported on the DoD Cost of War Report	Fund Item Description	Operation & Maintenance	Total
21 2017/2017 2020 Operation and Maintenance, Army	Fuel Reduction	179,148	179,148
21 2017/2017 2080 Operation and Maintenance, Army Reserve	Fuel Reduction	210	210
21 2017/2017 2065 Operation and Maintenance, Army National Guard	Fuel Reduction	1,657	1,657
17 2017/2017 1804 Operation and Maintenance, Navy	Fuel Reduction	80,413	80,413
17 2017/2017 1106 Operation and Maintenance, Marine Corps	Fuel Reduction	6,023	6,023
57 2017/2017 3400 Operation and Maintenance, Air Force	Fuel Reduction	75,139	75,139
97 2017/2017 0100 Operation and Maintenance, USSOCOM	Fuel Reduction	11,210	11,210
97 2017/2017 0100 Operation and Maintenance, Other	Fuel Reduction	1,241	1,241
Operation and Maintenance, Total		355,041	355,041