

COST OF WAR Through December 31, 2018

TOTAL COST

Since September 11, 2001, the Department of Defense (DoD) has obligated **\$1,534.8 billion** for war-related costs:

BREAKDOWN BY OPERATION since September 11, 2001

The **\$1,534.8 billion** breakdown by operation is:

	% of Total
<i>Current Contingencies (\$224.6 billion):</i>	
• Operation FREEDOM'S SENTINEL (OFS):	\$165.6 billion (11%)
• Operation INHERENT RESOLVE (OIR):	\$31.2 billion (2%)
• Operation NOBLE EAGLE (ONE):	\$27.8 billion (1%)
<i>Prior Year Contingencies (\$1,310.2 billion):</i>	
• Operation IRAQI FREEDOM (OIF)/NEW DAWN (OND):	\$730.9 billion (48%)
• Operation ENDURING FREEDOM (OEF):	\$579.3 billion (38%)

AVERAGE MONTHLY SPENDING

• The <u>average monthly spending</u> for <u>all</u> Operations:	\$3.3 billion (during FY 2019)
• The average monthly spending for OFS :	\$2.6 billion (77%)
• The average monthly spending for OIR :	\$0.9 billion (27%)
• The average monthly spending for OIF/OND :	\$0.0 billion (0%)
• The average monthly spending for OEF :	*\$-0.1 billion (-4%)
• The average monthly spending for ONE :	\$0.0 billion (0%)

**The negative average monthly spending amounts result from normal deobligations and adjustments made within the fiscal year to properly align costs to the appropriate contingency operation.*

TALKING POINTS

- The international combat mission, Operation ENDURING FREEDOM (OEF), formally ended on December 31, 2014. Operation FREEDOM'S SENTINEL (OFS) began on January 1, 2015. OFS continues the train, advise, and assist mission of the Afghanistan National Defense and Security Forces (ANDSF) at the corps and Ministry of Defense level, as well as with the Ministry of the Interior.
 - The focus is on those processes associated with financial management, human resource management, force sustainment (logistics), and command and control. This includes a significant effort to further integrate and enhance aviation capabilities and intelligence support into the operations of the ANDSF.
- Operation INHERENT RESOLVE (OIR) began in August 2014, as a military air power intervention in Iraq and Syria in response to the threat posed by the Islamic State of Iraq and Syria (ISIS).
 - The OIR campaign seeks to deny and degrade ISIS through precision airstrikes and intelligence collection, disrupt the flow of foreign forces, and build partner capacity.
 - Efforts include working with and through the Government of Iraq's (GoI) Iraqi Security Forces (ISF) in Iraq and Vetted Syrian Opposition (VSO) forces in Syria to build key security force capabilities, help professionalize their security forces, and promote stability in the region.

WHAT IS THE MONEY BEING SPENT ON?

- War-related operational costs, such as operating tempo, training, overseas facilities and base support, equipment maintenance, and communications, and replacement of combat losses and enhancements.
- Support for deployed troops, which includes food, clothing, and health/medical services, special pay and benefits for troops in the field.
- Transportation of personnel and equipment, including airlift and sealift into and out of the theater of operations and support payments for the ANDSF and coalition partners.

FY 2019 Quarter 1 Cost of War Update as of December 31, 2018

Cost Estimate for Report

**The cost to the Department of Defense to prepare and assemble this report
is approximately \$218,000 for FY 2019.**

Reference ID: 4-2E9F3B7

Department of Defense Q1 Cost of War as of December 31, 2018 (All Years)

(Dollars in Billions)

By Operation	Obligations		Q1 Monthly Average		Total Since 9/11	
	Q1 FY 2018	Q1 FY 2019	FY 2018	FY 2019		
NEW DAWN (OND)/Post-OND Iraq Activities	0.0	0.0	0.0	0.0	730.9	48%
INHERENT RESOLVE (OIR)	1.3	2.7	0.4	0.9	31.2	2%
Subtotal OIF/OND/OIR	1.3	2.7	0.4	0.9	762.1	50%
ENDURING FREEDOM (OEF)⁽¹⁾⁽²⁾	-0.4	-0.4	-0.1	-0.1	579.3	38%
FREEDOM'S SENTINEL (OFS)	7.0	7.7	2.3	2.6	165.6	11%
Subtotal OEF/OFS	6.6	7.3	2.2	2.4	744.9	49%
NOBLE EAGLE (ONE)	0.1	0.0	<0.1	0.0	27.8	2%
TOTAL	8.0	10.0	2.7	3.3	1,534.8	100%

Totals may not add due to rounding

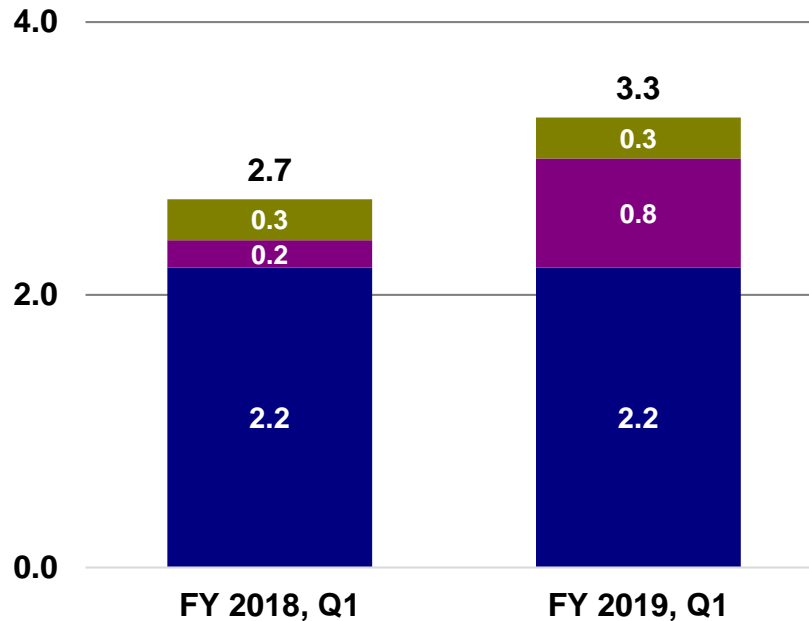
(1) The total in the Q1 FY 2018 column for Operation ENDURING FREEDOM (OEF) reflects the cumulative total of downward adjustments posted to prior year accounts and adjustments between operations (e.g., OEF transfers to OFS and OIR for proper alignment).

(2) The OEF total in the Q1 FY 2019 column reflects Army corrections posted in prior years and adjustments between operations (e.g., OEF transfers to OFS for proper alignment).

Source: Defense Finance and Accounting Service, Cost of War Monthly Report
Data as of December 31, 2018

FY 2019 Obligations for Contingency Operations Comparison of OND/OIR/OEF/OFS “Average Monthly Spending” — All Years

(Dollars in Billions)



FY 2019 Q1 Average Obligations

Security Forces and Coalition Support

The FY 2019 average monthly obligations remain consistent with the FY 2018 average.

Investment

The FY 2019 average monthly obligations are higher than the FY 2018 average due to increased spending in aircraft, munition, and vehicle procurement.

Military Operations

The FY 2019 average monthly obligations remain consistent with the FY 2018 average.

Totals may not add due to rounding

Note: Obligation data does not include non-DoD classified programs and less than \$<0.1 billion from base funded Operation NOBLE EAGLE (ONE)

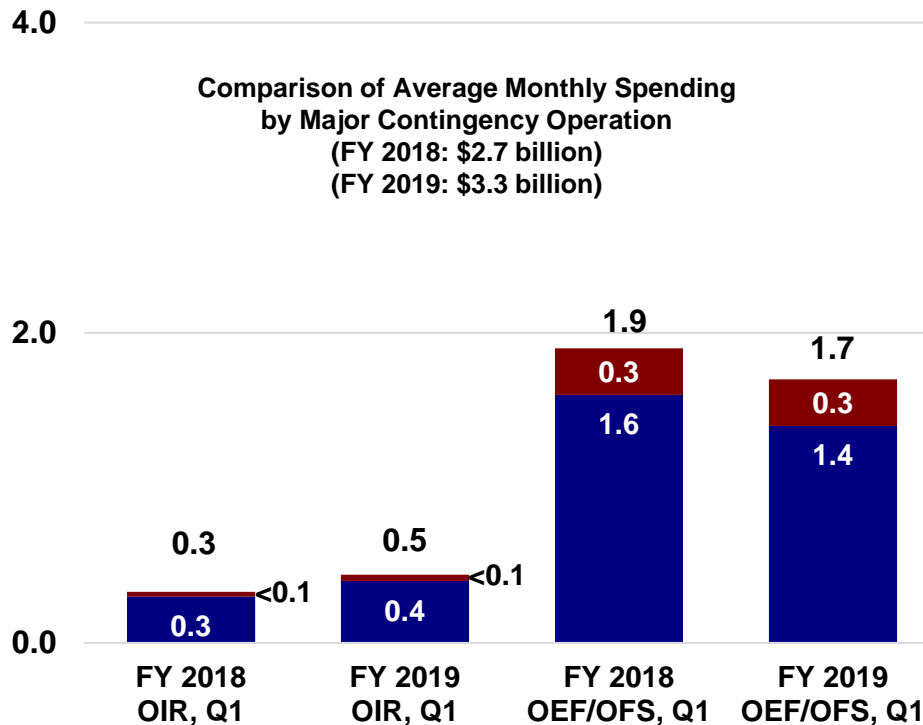
*Source: Defense Finance and Accounting Service, Cost of War Monthly Report
Data as of December 31, 2018*

FY 2019 Obligations for Military Operations

Comparison of OND/OIR/OEF/OFS

“Average Monthly Spending” — All Years

(Dollars in Billions)



FY 2019 Q1 Average Obligations

■ Military Personnel

(FY 2018: \$0.3 billion; FY 2019: \$0.3 billion)

OIR: The average monthly obligations in FY 2019 remain consistent with FY 2018.

OEF/OFS: The average monthly obligations in FY 2019 remain consistent with FY 2018.

■ Operation and Maintenance (includes Working Capital Funds)

(FY 2018: \$1.9 billion; FY 2019: \$1.8 billion)

OIR: The average monthly obligations in FY 2019 is slightly higher than FY 2018 due primarily to increased spending in facilities/base support and communications, computers, and intelligence (C4I) activities.

OEF/OFS: The FY 2019 average monthly obligations are lower than the FY 2018 average due to decreased spending primarily in contractor logistics support, airlift support, other supplies and equipment, other personnel support, and other services and miscellaneous contracts.

Totals may not add due to rounding

Note: Obligation data does not include non-DoD classified programs and less than \$<0.1 billion from base funded Operation NOBLE EAGLE (ONE)

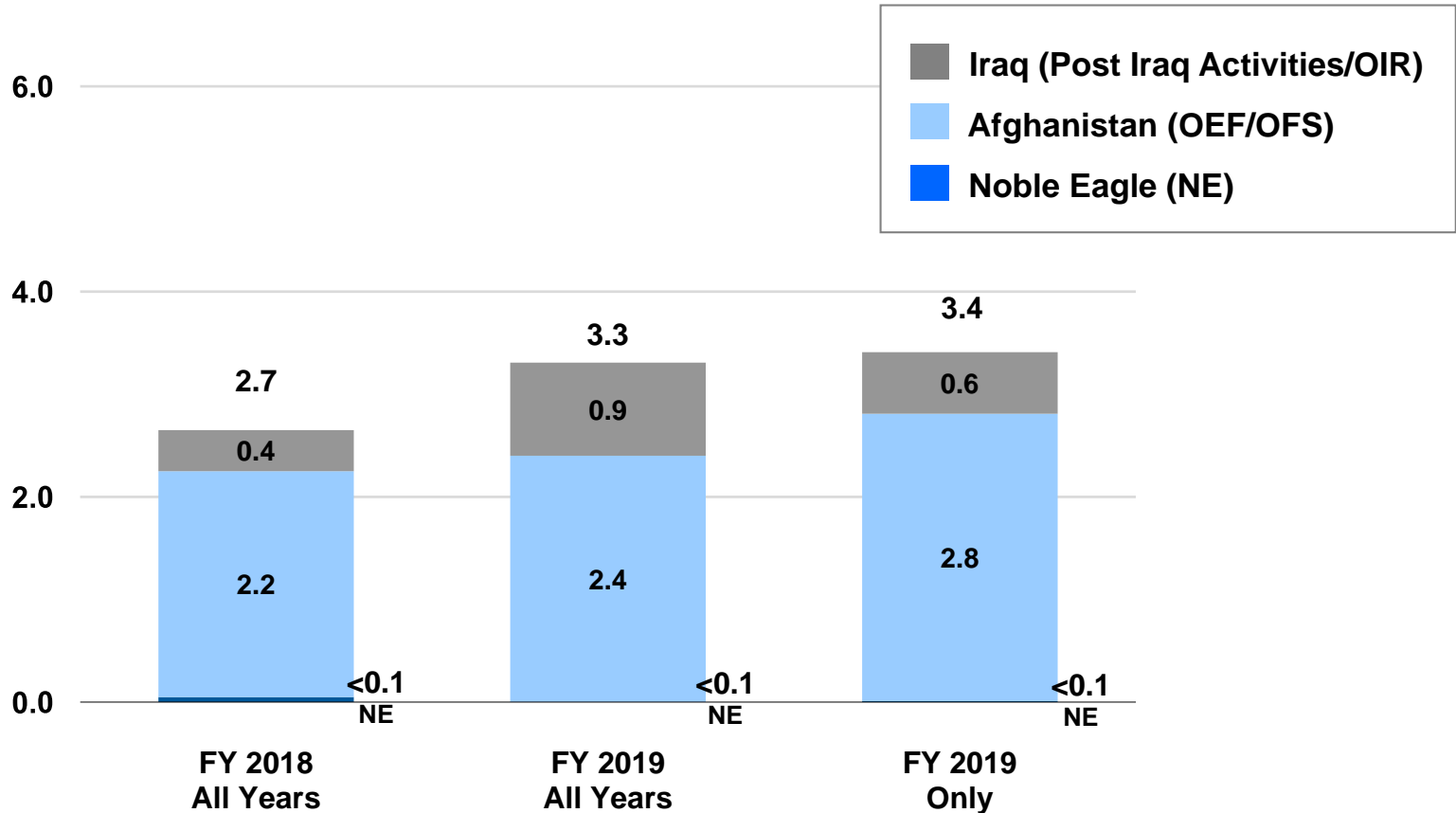
Source: Defense Finance and Accounting Service, Cost of War Monthly Report

Data as of December 31, 2018

FY 2019 Obligations for Contingency Operations

Comparison of OND/Post-OND Iraq Activities/ OIR/OEF/OFS/ONE

“Average Monthly Spending”, Q1



*Note: Obligation data does not include non-DoD classified programs.
Source: Defense Finance and Accounting Service, Cost of War Monthly Report
Data as of December 31, 2018*

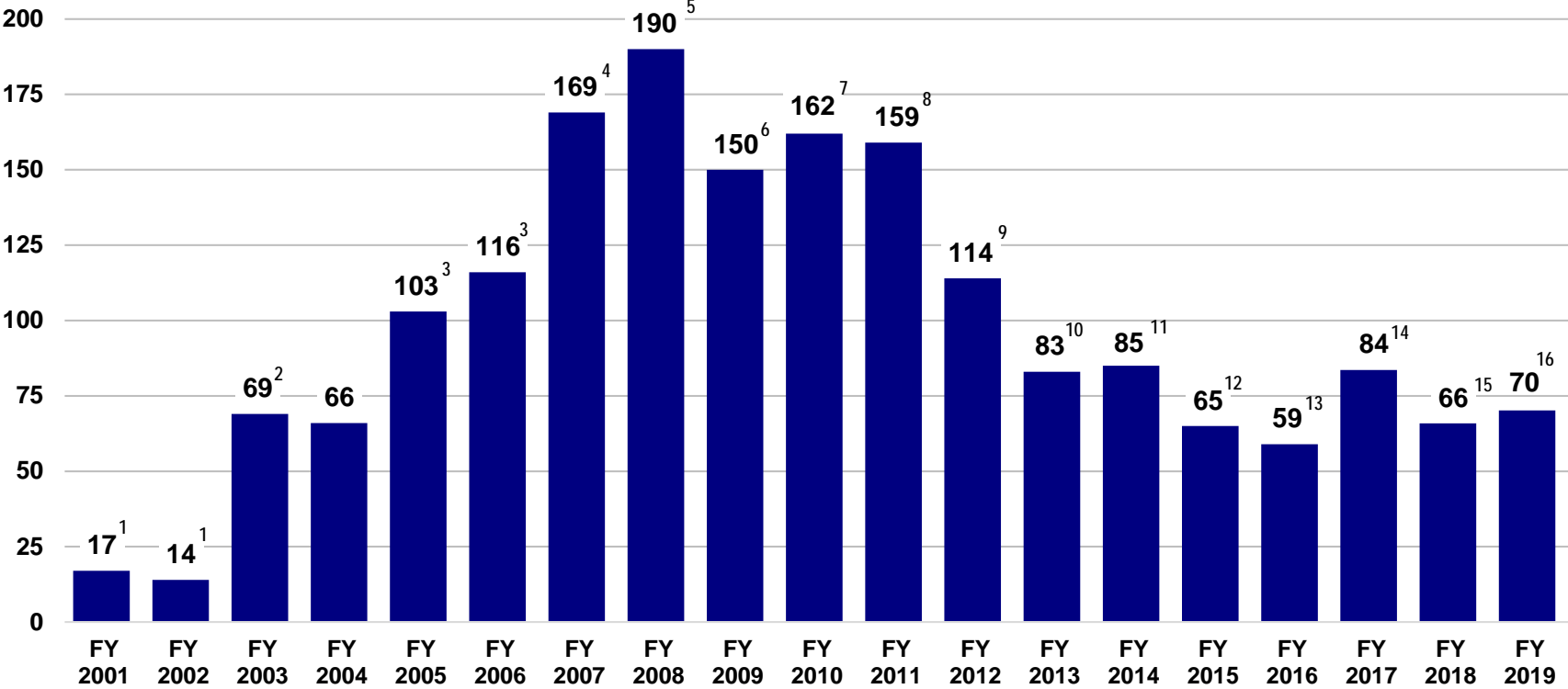
Totals may not add due to rounding

Cost of War Backup Detail

Funding Appropriated through War-related Requests

FY 2001 – FY 2019 (\$1,841B)

(Dollars in Billions)



Explanations for footnotes 1-16 are provided on Slide 8

Totals may not add due to rounding

Note: Includes funding for OIF/OND/OIR, OEF/OFS, and ONE. Beginning in FY 2005, ONE is funded in the DoD baseline.

Source: Department of Defense Appropriations Acts

Data as of December 31, 2018

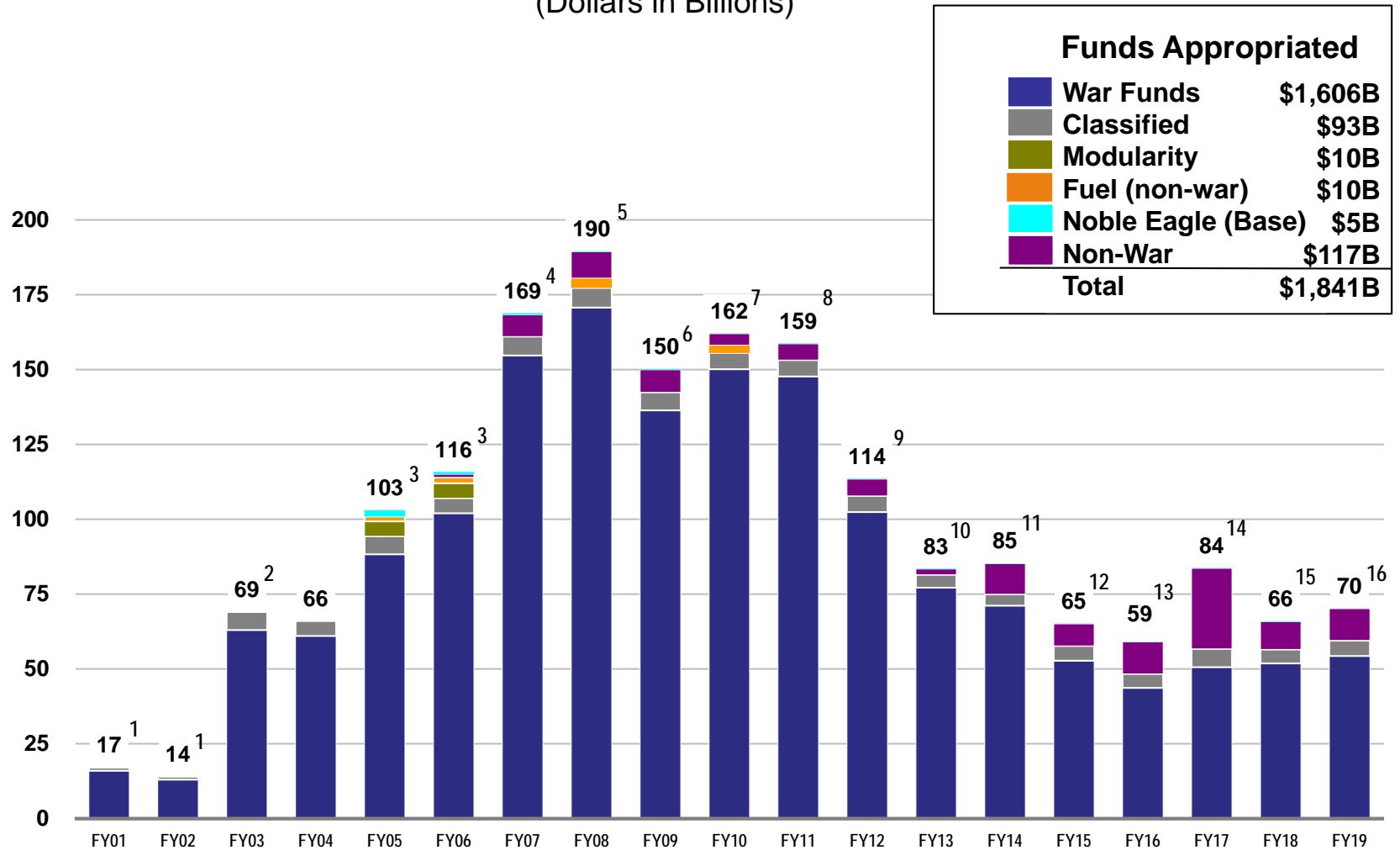
Explanatory Footnotes for Slide 7

- 1/ FY 2001 includes \$3.5B of funds appropriated in the FY 2002 Supplemental (P.L. 107-117) as that is the year where the obligations were incurred. Authorization for the obligation of these funds was provided in the FY 2001 Supplemental (P.L. 107-38), which provided \$40B to OMB's Emergency Response Program for response to the 9/11 terrorist attacks on the United States
- 2/ FY 2003 reflects a rescission of \$3.5B of Iraq Freedom Funds enacted in the FY 2004 DoD Appropriations Act (P.L. 108-87)
- 3/ FY 2005 reflects \$25B appropriated in FY 2004 for FY 2005 war-related costs (Title IX Bridge) (P.L. 108-287); reflects \$3B appropriated in P.L.s 108-324, 109-61, and 109-62 for Hurricane Disaster Relief
- 4/ FY 2007 includes \$3B appropriated in GWOT Emergency Supplemental (P.L. 110-28) for BRAC
- 5/ FY 2008 includes \$16.8B appropriated for the Mine Resistant Ambush Protected Transfer Fund (P.L. 110-92 (\$5.2B)) and (P.L. 110-116 (\$11.6B)); also includes \$0.143B rescission enacted in the FY 2009 Supplemental but applicable to the FY 2008 OCO; does not reflect the \$3B rescission in P.L. 110-252 section 8003 applied to baseline programs
- 6/ FY 2009 does not reflect \$4.5B of rescissions enacted in the FY 2009 Supplemental that were applied to the Department's baseline programs; however, FY 2009 reflects \$0.1B of rescissions enacted in P.L. 113-6 (see note 10)
- 7/ FY 2010 reflects \$0.5B of rescissions enacted in the FY 2010 Supplemental, Education, Jobs, & Medicaid Assistance (P.L. 111-226), that were applied to the Department's FY 2010 OCO amounts; also, FY 2010 reflects \$0.6B of rescissions enacted in P.L. 112-74 (see note 9)
- 8/ FY 2011 reflects the FY 2011 Department of Defense and Full Year Continuing Appropriations Act (P.L. 112-10); also, FY 2011 reflects \$0.2B of rescissions enacted in P.L. 113-6 (see note 10) and \$0.1B of FY 2013 sequestered amount
- 9/ FY 2012 reflects the \$116B appropriated in the FY 2012 Consolidated Appropriations Act (P.L. 112-74) and does not reflect the \$0.6B of rescissions enacted in P.L. 112-74 that were applied to the Department's FY 2010 OCO programs; however, FY 2012 reflects \$1.7B of rescissions enacted in P.L. 113-6 (see note 10) and \$0.5B of FY 2013 sequestered amount
- 10/ FY 2013 reflects the Consolidated and Further Continuing Appropriations Act (P.L. 113-6) and does not reflect the \$0.1B, \$0.2B, and \$1.7B of rescissions enacted in P.L. 113-6 that were applied to the Department's FYs 2009, 2011, and 2012 OCO programs, respectively; however, FY 2013 reflects \$5.5B of FY 2013 sequestered amount
- 11/ FY 2014 reflects the Consolidated Appropriations Act (P.L. 113-76) and does not reflect the \$0.1B of rescissions enacted in P.L. 113-76 that were applied to the Department's FYs 2009 (\$0.05B) and 2013 (\$0.09B) in OCO programs, respectively
- 12/ FY 2015 reflects the Consolidated and Furthering Continuing Appropriations Act (P.L. 113-235) and does not reflect the \$1.2B of rescissions enacted in P.L. 113-235 that were applied to the Department's FYs 2014 (\$1.2B) and FY 2013 (\$0.007B) in OCO programs, respectively. Excludes Ebola emergency supplemental funds received in Title X for \$112 million
- 13/ FY 2016 reflects the Consolidated Appropriations Act, 2016 (P.L. 114-113) and does not reflect the \$0.4 of recessions enacted in P.L. 114-113 that were applied to FY 2015 Afghanistan Security Forces Fund
- 14/ FY 2017 reflects the Continuing Appropriations and the Military Construction, Veterans Affairs, and Related Agencies Appropriations Act, 2017 (P.L. 114-223) September 29, 2016 (\$172 million), the Further Continuing and Security Assistance Appropriations Act, 2017 (P.L. 114-254), December 10, 2016, (\$5.8 billion), and the Consolidated Appropriations Act of 2017 (P.L. 115-31) May 5, 2017, \$76.8 billion -Title IX and Title X.
- 15/ FY 2018 reflects the Consolidated Appropriations Act of 2018 (P.L. 115-141), March 23, 2018, \$65.9 billion – Title IX
- 16/ FY 2019 reflects the Consolidated Appropriations Act of 2019 (P.L. 115-245), September 28, 2018, \$70.2 billion – Title IX and the Military Appropriations Act of 2019 (P.L. 115-244), September 21, 2018, \$0.9 billion.

Funding Appropriated through War-related Requests

FY 2001 – FY 2019 (\$1,841B)

(Dollars in Billions)



Explanations for footnotes 1-16 are provided on Slide 10

Totals may not add due to rounding

Note: Includes funding for OIF/OND/OIR, OEF/OFS, and ONE. Beginning in FY 2005, ONE is funded in the DoD baseline.

Source: Department of Defense Appropriations Acts

Data as of December 31, 2018

Explanatory Footnotes for Slide 9

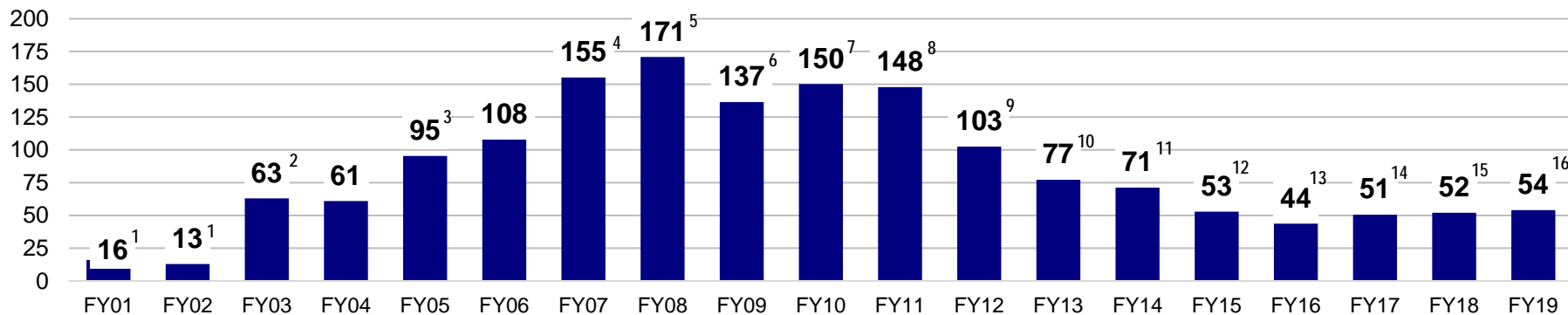
- 1/ FY 2001 includes \$3.5B of funds appropriated in the FY 2002 Supplemental (P.L. 107-117) as that is the year where the obligations were incurred. Authorization for the obligation of these funds was provided in the FY 2001 Supplemental (P.L. 107-38), which provided \$40B to OMB's Emergency Response Program for response to the 9/11 terrorist attacks on the United States
- 2/ FY 2003 reflects a rescission of \$3.5B of Iraq Freedom Funds enacted in the FY 2004 DoD Appropriations Act (P.L. 108-87)
- 3/ FY 2005 reflects \$25B appropriated in FY 2004 for FY 2005 war-related costs (Title IX Bridge) (P.L. 108-287); reflects \$3B appropriated in P.L.s 108-324, 109-61, and 109-62 for Hurricane Disaster Relief
- 4/ FY 2007 includes \$3B appropriated in GWOT Emergency Supplemental (P.L. 110-28) for BRAC
- 5/ FY 2008 includes \$16.8B appropriated for the Mine Resistant Ambush Protected Transfer Fund (P.L. 110-92 (\$5.2B)) and (P.L. 110-116 (\$11.6B)); also includes \$0.143B rescission enacted in the FY 2009 Supplemental but applicable to the FY 2008 OCO; does not reflect the \$3B rescission in P.L. 110-252 section 8003 applied to baseline programs
- 6/ FY 2009 does not reflect \$4.5B of rescissions enacted in the FY 2009 Supplemental that were applied to the Department's baseline programs; however, FY 2009 reflects \$0.1B of rescissions enacted in P.L. 113-6 (see note 10)
- 7/ FY 2010 reflects \$0.5B of rescissions enacted in the FY 2010 Supplemental, Education, Jobs, & Medicaid Assistance (P.L. 111-226), that were applied to the Department's FY 2010 OCO amounts; also, FY 2010 reflects \$0.6B of rescissions enacted in P.L. 112-74 (see note 9)
- 8/ FY 2011 reflects the FY 2011 Department of Defense and Full Year Continuing Appropriations Act (P.L. 112-10); also, FY 2011 reflects \$0.2B of rescissions enacted in P.L. 113-6 (see note 10) and \$0.1B of FY 2013 sequestered amount
- 9/ FY 2012 reflects the \$116B appropriated in the FY 2012 Consolidated Appropriations Act (P.L. 112-74) and does not reflect the \$0.6B of rescissions enacted in P.L. 112-74 that were applied to the Department's FY 2010 OCO programs; however, FY 2012 reflects \$1.7B of rescissions enacted in P.L. 113-6 (see note 10) and \$0.5B of FY 2013 sequestered amount
- 10/ FY 2013 reflects the Consolidated and Further Continuing Appropriations Act (P.L. 113-6) and does not reflect the \$0.1B, \$0.2B, and \$1.7B of rescissions enacted in P.L. 113-6 that were applied to the Department's FYs 2009, 2011, and 2012 OCO programs, respectively; however, FY 2013 reflects \$5.5B of FY 2013 sequestered amount
- 11/ FY 2014 reflects the Consolidated Appropriations Act (P.L. 113-76) and does not reflect the \$0.1B of rescissions enacted in P.L. 113-76 that were applied to the Department's FYs 2009 (\$0.05B) and 2013 (\$0.09B) in OCO programs, respectively
- 12/ FY 2015 reflects the Consolidated and Further Continuing Appropriations Act (P.L. 113-235) and does not reflect the \$1.2B of rescissions enacted in P.L. 113-235 that were applied to the Department's FYs 2014 (\$1.2B) and FY 2013 (\$0.007B) in OCO programs, respectively. Excludes Ebola emergency supplemental funds received in Title X for \$112 million
- 13/ FY 2016 reflects the Consolidated Appropriations Act, 2016 (P.L. 114-113) and does not reflect the \$0.4 of recessions enacted in P.L. 114-113 that were applied to FY 2015 Afghanistan Security Forces Fund
- 14/ FY 2017 reflects the Continuing Appropriations and the Military Construction, Veterans Affairs, and Related Agencies Appropriations Act, 2017 (P.L. 114-223) September 29, 2016 (\$172 million), the Further Continuing and Security Assistance Appropriations Act, 2017 (P.L. 114-254), December 10, 2016, (\$5.8 billion), and the Consolidated Appropriations Act of 2017 (P.L. 115-31) May 5, 2017, \$76.8 billion -Title IX (\$62,676.324 million (excluding \$854.324 million of rescissions) and Title X (\$14,752.267 million).
- 15/ FY 2018 reflects the Consolidated Appropriations Act of 2018 (P.L. 115-141), March 23, 2018, \$65.9 billion – Title IX
- 16/ FY 2019 reflects the Consolidated Appropriations Act of 2019 (P.L. 115-245), September 28, 2018, \$70.2 billion – Title IX; and the Military Appropriations Act of 2019 (P.L. 115-244), September 21, 2018, \$0.9 billion.

Funding Appropriated through War-related Requests

FY 2001 – FY 2019 (\$1,621B)

Excludes Non-DoD Classified and Non-War Costs (\$220B)

(Dollars in Billions)



1/ FY 2001 includes \$3.5B of funds appropriated in the FY 2002 Supplemental (P.L. 107-117) as that is the year where the obligations were incurred. Authorization for the obligation of these funds was provided in the FY 2001 Supplemental (P.L. 107-38), which provided \$40B to OMB's Emergency Response Program for response to the 9/11 terrorist attacks on the United States

2/ FY 2003 reflects a rescission of \$3.5B of Iraq Freedom Funds enacted in the FY 2004 DoD Appropriations Act (P.L. 108-87)

3/ FY 2005 reflects \$25B appropriated in FY 2004 for FY 2005 war-related costs (Title IX Bridge) (P.L. 108-287); reflects \$3B appropriated in P.L.s 108-324, 109-61, and 109-62 for Hurricane Disaster Relief

4/ FY 2007 includes \$3B appropriated in GWOT Emergency Supplemental (P.L. 110-28) for BRAC

5/ FY 2008 includes \$16.8B appropriated for the Mine Resistant Ambush Protected Transfer Fund (P.L. 110-92 (\$5.2B)) and (P.L. 110-116 (\$11.6B)); also includes \$0.143B rescission enacted in the FY 2009 Supplemental but applicable to the FY 2008 OCO; does not reflect the \$3B rescission in P.L. 110-252 section 8003 applied to baseline programs

6/ FY 2009 does not reflect \$4.5B of rescissions enacted in the FY 2009 Supplemental that were applied to the Department's baseline programs; however, FY 2009 reflects \$0.1B of rescissions enacted in P.L. 113-6 (see note 10)

7/ FY 2010 reflects \$0.5B of rescissions enacted in the FY 2010 Supplemental, Education, Jobs, & Medicaid Assistance (P.L. 111-226), that were applied to the Department's FY 2010 OCO amounts; also, FY 2010 reflects \$0.6B of rescissions enacted in P.L. 112-74 (see note 9)

8/ FY 2011 reflects the FY 2011 Department of Defense and Full Year Continuing Appropriations Act (P.L. 112-10); also, FY 2011 reflects \$0.2B of rescissions enacted in P.L. 113-6 (see note 10) and \$0.1B of FY 2013 sequestered amount

9/ FY 2012 reflects the \$116B appropriated in the FY 2012 Consolidated Appropriations Act (P.L. 112-74) and does not reflect the \$0.6B of rescissions enacted in P.L. 112-74 that were applied to the Department's FY 2010 OCO programs; however, FY 2012 reflects \$1.7B of rescissions enacted in P.L. 113-6 (see note 10) and \$0.5B of FY 2013 sequestered amount

10/ FY 2013 reflects the Consolidated and Further Continuing Appropriations Act (P.L. 113-6) and does not reflect the \$0.1B, \$0.2B, and \$1.7B of rescissions enacted in P.L. 113-6 that were applied to the Department's FYs 2009, 2011, and 2012 OCO programs, respectively; however, FY 2013 reflects \$5.5B of FY 2013 sequestered amount

11/ FY 2014 reflects the Consolidated Appropriations Act (P.L. 113-76) and does not reflect the \$0.1B of rescissions enacted in P.L. 113-76 that were applied to the Department's FYs 2009 (\$0.05B) and 2013 (\$0.09B) in OCO programs, respectively

12/ FY 2015 reflects the Consolidated and Further Continuing Appropriations Act (P.L. 113-235) and does not reflect the \$1.2B of rescissions enacted in P.L. 113-235 that were applied to the Department's FYs 2014 (\$1.2B) and FY 2013 (\$0.007B) in OCO programs, respectively. Excludes Ebola emergency supplemental funds received in Title X for \$112 million

13/ FY 2016 reflects the Consolidated Appropriations Act, 2016 (P.L. 114-113) and does not reflect the \$0.4 of recessions enacted in P.L. 114-113 that were applied to FY 2015 Afghanistan Security Forces Fund

14/ FY 2017 reflects the Continuing Appropriations and the Military Construction, Veterans Affairs, and Related Agencies Appropriations Act, 2017 (P.L. 114-223) September 29, 2016 (\$172 million), the Further Continuing and Security Assistance Appropriations Act, 2017 (P.L. 114-254), December 10, 2016, (\$5.8 billion), and the Consolidated Appropriations Act of 2017 (P.L. 115-31) May 5, 2017, \$76.8 billion - Title IX and Title X less the European Reassurance Initiative, Classified Activities, and other non War appropriated amounts..

15/ FY 2018 reflects the Consolidated Appropriations Act of 2018 (P.L. 115-141), March 23, 2018, \$65.9 billion - Title IX

16/ FY 2019 reflects the Consolidated Appropriations Act of 2019 (P.L. 115-245), September 28, 2018, \$70.2 billion - Title IX and the Military Appropriations Act of 2019 (P.L. 115-244), September 21, 2018, \$0.9 billion.

Note: Includes funding for OIF/OND/OIR, OEF/OFS, and ONE. Beginning in FY 2005, ONE is funded in the DoD baseline.

Totals may not add due to rounding

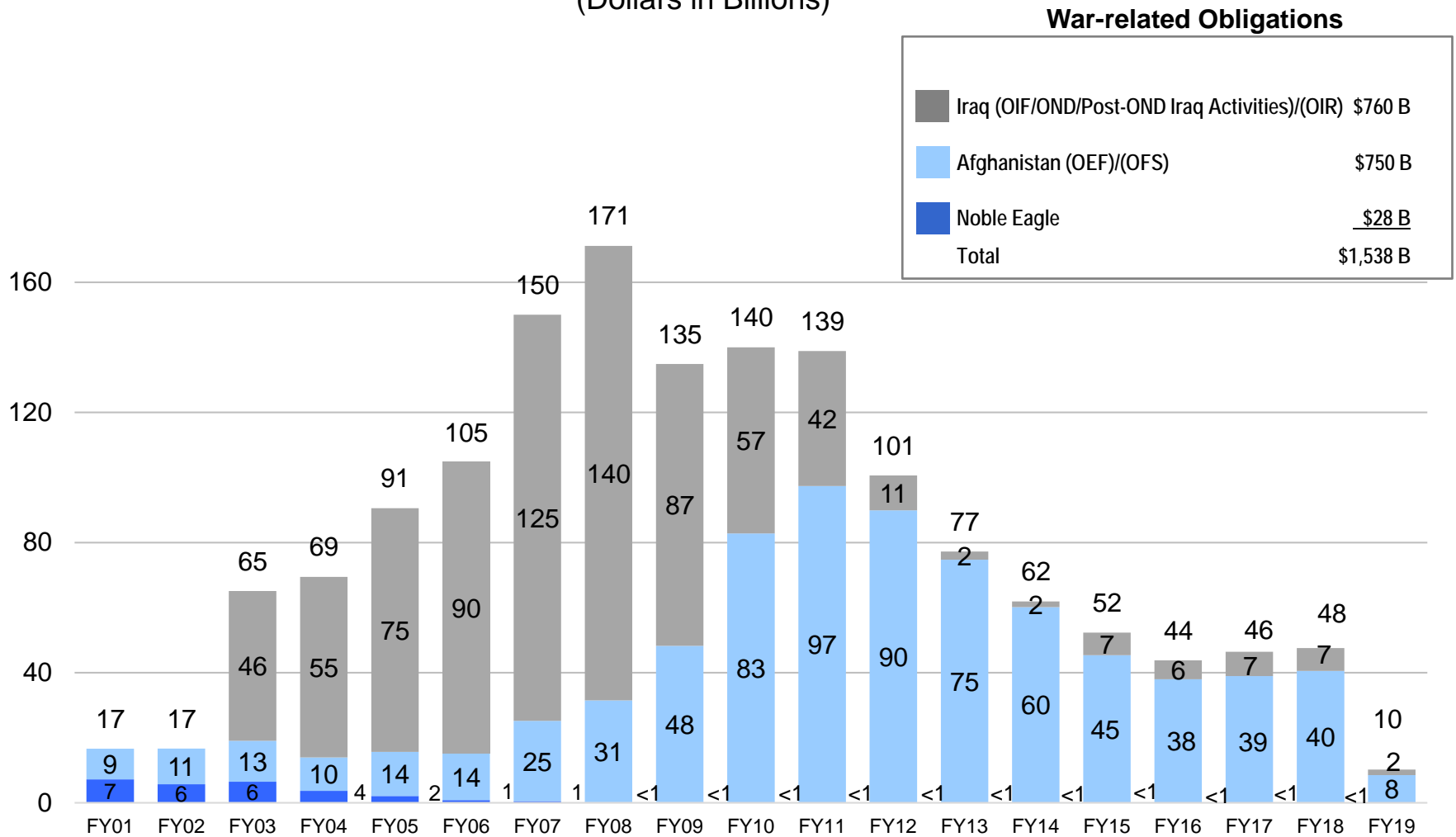
Source: Department of Defense Appropriations Acts

Data as of December 31, 2018

Department of Defense Cost of War

Total War-related Obligations by Year Appropriated

(Dollars in Billions)

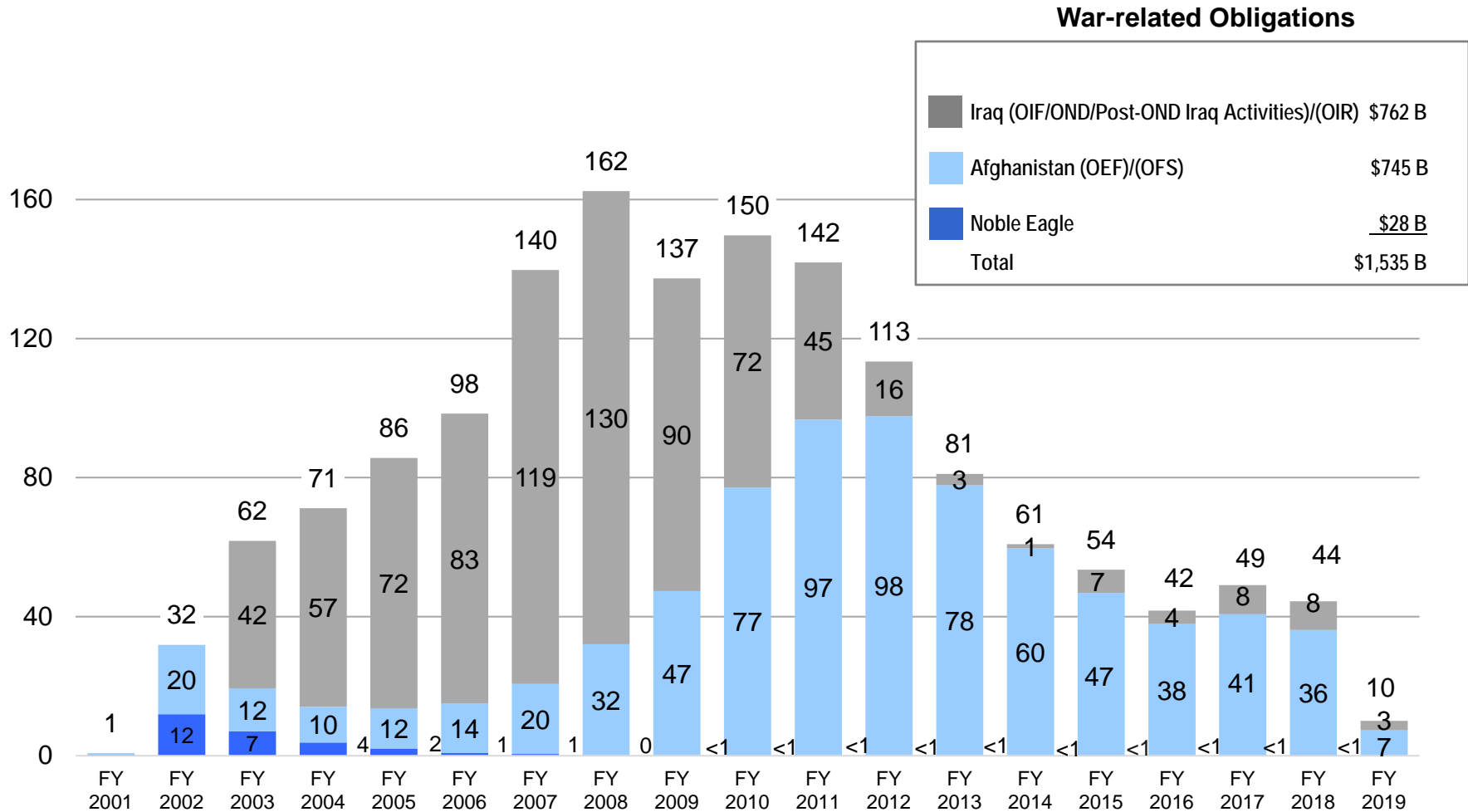


Note: Obligation data shown against year funds obligated. Does not include non-DoD classified programs.
 Source: Defense Finance and Accounting Service, Cost of War Monthly Report
 Data as of December 31, 2018

Totals may not add due to rounding

Department of Defense Cost of War

Total War-related Obligations by Year Incurred



Note: Obligation data shown against year funds obligated. Does not include non-DoD classified programs.
 Source: Defense Finance and Accounting Service, Cost of War Monthly Report
 Data as of December 31, 2018

Totals may not add due to rounding

**Cost of War Report
December 31, 2018**

Table of Contents

<u>Title of Report</u>	<u>Page</u>
Summary Cost of War Obligations by Component, Appropriation and Operation	1
Military Personnel Subsidiary Report	
Fiscal Years 2007-2019 All Appropriations (Cost breakdown Structure)	7
Fiscal Year 2019 Appropriations Only (Cost Breakdown Structure)	11
Operation and Maintenance Subsidiary Report	
Fiscal Years 2007-2019 All Appropriations (Cost breakdown Structure)	16
Fiscal Year 2019 Appropriations Only (Cost Breakdown Structure)	27
FY 2019 Cost of War for FY 2019 Appropriations	36
FY 2019 Cost of War for FY 2018 Appropriations	40
FY 2019 Cost of War for FY 2017 Appropriations	44

**Summary Cost of War Obligations by Component, Appropriation
and Operation**

COST OF WAR
Summary Obligations by Component, Appropriation and Operation
Fiscal Year 2007 - 2019
(Amounts in Thousands)
As of December 31, 2018

Appropriation	Operation New Dawn (OND) / Post-OND Iraq Activities		Operation Enduring Freedom		Operation Freedom's Sentinel		Operation Noble Eagle		Operation Inherent Resolve		Summary	
	Obligations December 2018	Obligations Year To Date	Obligations December 2018	Obligations Year To Date	Obligations December 2018	Obligations Year To Date	Obligations December 2018	Obligations Year To Date	Obligations December 2018	Obligations Year To Date	Obligations December 2018	Obligations Year To Date
DoD Total	3,542	2,425	-3,239,100	-399,643	2,169,775	7,670,275	17,978	41,394	-1,474,589	2,716,664	-2,522,394	10,031,115
Military Personnel	0	0	-75	-75	345,484	972,936	2,980	13,943	39,887	118,517	388,276	1,105,321
Operation and Maintenance	1,497	-797	-105,481	-588,034	2,405,837	4,803,286	14,998	27,451	388,228	1,154,461	2,705,079	5,396,367
Afghanistan Security Forces Fund	0	0	-5,650	-14,304	-8,069	463,706	0	0	0	0	-13,719	449,402
Afghanistan Infrastructure Fund	0	0	491	491	0	0	0	0	0	0	491	491
Iraq Train and Equip Fund	0	0	0	0	0	0	0	0	-1,541	-1,544	-1,541	-1,544
Counter-ISIL Train and Equip Fund	0	0	0	0	0	0	0	0	28,532	468,259	28,532	468,259
Procurement	-3	-3	-2,972,893	193,963	-559,379	1,370,382	0	0	-1,920,793	923,019	-5,453,068	2,487,361
Joint Improvised Explosive Device Defeat Fund	0	0	80	7,952	1,005	2,064	0	0	0	0	1,085	10,016
Research, Development, Test and Evaluation	0	0	-157,456	-830	-15,116	42,258	0	0	-8,902	53,952	-181,474	95,380
Revolving and Management Funds	2,048	3,225	1,884	1,194	0	5,000	0	0	0	0	3,932	9,419
Military Construction	0	0	0	0	13	10,643	0	0	0	0	13	10,643
Army Total	-1,412	-1,326	-108,878	-110,234	1,200,596	5,081,755	12,101	25,107	403,984	1,579,516	1,506,391	6,574,818
Military Personnel	0	0	-75	-75	239,412	645,469	1,740	10,584	20,171	58,181	261,248	714,159
Operation and Maintenance	-1,412	-1,326	-103,472	-104,046	931,081	3,711,202	10,361	14,523	265,607	642,053	1,102,165	4,262,406
Afghanistan Security Forces Fund	0	0	-5,650	-14,304	-8,069	463,706	0	0	0	0	-13,719	449,402
Afghanistan Infrastructure Fund	0	0	491	491	0	0	0	0	0	0	491	491
Iraq Train and Equip Fund	0	0	0	0	0	0	0	0	-1,541	-1,544	-1,541	-1,544
Counter-ISIL Train and Equip Fund	0	0	0	0	0	0	0	0	28,532	468,259	28,532	468,259
Procurement	0	0	-252	-252	39,442	262,574	0	0	70,070	374,236	109,260	636,558
Joint Improvised Explosive Device Defeat Fund	0	0	80	7,952	-6	-79	0	0	0	0	74	7,873
Research, Development, Test and Evaluation	0	0	0	0	-1,277	-1,151	0	0	21,145	38,331	19,868	37,180
Military Construction	0	0	0	0	13	34	0	0	0	0	13	34
Navy/Marine Corps Total	-3	-31	2,370	93,527	624,450	1,614,278	0	0	53,591	152,248	680,408	1,860,022
Navy Total	-3	-3	-2,287	89,404	537,604	1,362,686	0	0	46,072	132,338	581,386	1,584,425
Military Personnel	0	0	0	0	31,170	91,597	0	0	1,130	3,355	32,300	94,952
Operation and Maintenance	0	0	0	0	346,973	1,071,156	0	0	20,241	85,522	367,214	1,156,678
Procurement	-3	-3	-2,287	90,235	159,461	189,369	0	0	21,958	33,347	179,129	312,948
Research, Development, Test and Evaluation	0	0	0	-831	0	-45	0	0	2,743	10,114	2,743	9,238
Military Construction	0	0	0	0	0	10,609	0	0	0	0	0	10,609
Marine Corps Total	0	-28	4,657	4,123	86,846	251,592	0	0	7,519	19,910	99,022	275,597
Military Personnel	0	0	0	0	15,979	37,049	0	0	4,751	13,066	20,730	50,115
Operation and Maintenance	0	-28	-5	-382	60,618	204,143	0	0	2,768	6,844	63,381	210,577
Procurement	0	0	4,662	4,505	10,249	10,400	0	0	0	0	14,911	14,905
Air Force Total	2,909	557	-3,131,462	98,826	-128,989	2,291,114	5,877	16,287	-1,934,389	937,762	-5,186,054	3,344,546
Military Personnel	0	0	0	0	58,923	198,821	1,240	3,359	13,835	43,915	73,998	246,095
Operation and Maintenance	2,909	557	1,010	-1,306	806,574	1,419,849	4,637	12,928	97,387	372,904	912,517	1,804,932
Procurement	0	0	-2,975,016	100,131	-971,227	673,803	0	0	-2,012,821	515,436	-5,959,064	1,289,370
Research, Development, Test and Evaluation	0	0	-157,456	1	-23,259	-1,359	0	0	-32,790	5,507	-213,505	4,149
Defense Agencies Total	2,048	3,225	-1,130	-481,762	473,718	-1,316,872	0	0	2,225	47,138	476,861	-1,748,271
Operation and Maintenance	0	0	-3,014	-482,300	260,591	-1,603,064	0	0	2,225	47,138	259,802	-2,038,226
Procurement	0	0	0	-656	202,696	234,236	0	0	0	0	202,696	233,580
Joint Improvised Explosive Device Defeat Fund	0	0	0	0	1,011	2,143	0	0	0	0	1,011	2,143
Research, Development, Test and Evaluation	0	0	0	0	9,420	44,813	0	0	0	0	9,420	44,813
Revolving and Management Funds	2,048	3,225	1,884	1,194	0	5,000	0	0	0	0	3,932	9,419

COST OF WAR
Obligations by Component, Appropriation and Operation
Fiscal Year 2007 - 2019
(Amounts in Thousands)
As of December 31, 2018

Appropriation	Operation New Dawn (OND) / Post-OND Iraq Activities		Operation Enduring Freedom		Operation Freedom's Sentinel		Operation Noble Eagle		Operation Inherent Resolve		Summary	
	Obligations December 2018	Obligations Year to Date	Obligations December 2018	Obligations Year to Date	Obligations December 2018	Obligations Year to Date	Obligations December 2018	Obligations Year to Date	Obligations December 2018	Obligations Year to Date	Obligations December 2018	Obligations Year to Date
DoD Total	3,542	2,425	-3,239,100	-399,643	2,169,775	7,670,275	17,978	41,394	-1,474,589	2,716,664	-2,522,394	10,031,115
Army Total	-1,412	-1,326	-108,878	-110,234	1,200,596	5,081,755	12,101	25,107	403,984	1,579,516	1,506,391	6,574,818
Army Active	-1,412	-1,326	-108,409	-109,765	1,176,023	5,026,461	12,101	25,107	403,984	1,579,514	1,482,287	6,519,991
21 2019/2019 2010 Military Personnel, Army	0	0	0	0	227,952	616,619	1,740	10,584	20,171	58,179	249,863	685,382
21 2014/2014 2020 Operation and Maintenance, Army	-1,412	-1,412	-103,078	-103,652	0	0	-179	-86	-86	-86	-104,755	-105,329
21 2015/2015 2020 Operation and Maintenance, Army	0	86	0	0	-154	-31,489	0	9	0	-83	-154	-31,477
21 2016/2016 2020 Operation and Maintenance, Army	0	0	0	0	879	-10,466	0	-1	0	-990	879	-11,457
21 2017/2017 2020 Operation and Maintenance, Army	0	0	0	0	-834	-1,235	0	0	-1	17	-835	-1,218
21 2018/2018 2020 Operation and Maintenance, Army	0	0	0	0	-7,946	-16,585	0	0	194	-481	-7,752	-17,066
21 2019/2019 2020 Operation and Maintenance, Army	0	0	0	0	926,023	3,744,533	10,540	14,694	265,500	643,676	1,202,063	4,402,903
21 2012/2014 2031 Aircraft Procurement, Army	0	0	219	219	0	0	0	0	0	0	219	219
21 2013/2015 2031 Aircraft Procurement, Army	0	0	-72	-72	0	0	0	0	0	0	-72	-72
21 2014/2016 2031 Aircraft Procurement, Army	0	0	204	204	0	0	0	0	0	0	204	204
21 2015/2017 2031 Aircraft Procurement, Army	0	0	0	0	6	6	0	0	0	0	6	6
21 2017/2019 2031 Aircraft Procurement, Army	0	0	0	0	183	3,083	0	0	0	0	183	3,083
21 2018/2020 2031 Aircraft Procurement, Army	0	0	0	0	971	3,271	0	0	23,153	25,587	24,124	28,858
21 2019/2021 2031 Aircraft Procurement, Army	0	0	0	0	0	0	0	0	25,086	30,552	25,086	30,552
21 2012/2014 2032 Missile Procurement, Army	0	0	-1	-1	0	0	0	0	0	0	-1	-1
21 2013/2015 2032 Missile Procurement, Army	0	0	-1	-1	0	0	0	0	0	0	-1	-1
21 2014/2016 2032 Missile Procurement, Army	0	0	-4	-4	0	0	0	0	0	0	-4	-4
21 2017/2019 2032 Missile Procurement, Army	0	0	0	0	-30	-21	0	0	0	0	-30	-21
21 2018/2020 2032 Missile Procurement, Army	0	0	0	0	2,342	70,963	0	0	0	277,069	2,342	348,032
21 2019/2021 2032 Missile Procurement, Army	0	0	0	0	153	153	0	0	0	0	153	153
21 2012/2014 2033 Procurement of Weapons & Tracked Vehicles	0	0	-25	-25	0	0	0	0	0	0	-25	-25
21 2016/2018 2033 Procurement of Weapons & Tracked Vehicles	0	0	0	0	-36	-36	0	0	0	0	-36	-36
21 2019/2021 2033 Procurement of Weapons & Tracked Vehicles	0	0	0	0	0	0	0	0	0	1,009	0	1,009
21 2012/2014 2034 Procurement of Ammunition, Army	0	0	-432	-432	0	0	0	0	0	0	-432	-432
21 2013/2015 2034 Procurement of Ammunition, Army	0	0	-140	-140	0	0	0	0	0	0	-140	-140
21 2015/2017 2034 Procurement of Ammunition, Army	0	0	0	0	-12	-12	0	0	0	0	-12	-12
21 2016/2018 2034 Procurement of Ammunition, Army	0	0	0	0	208	208	0	0	0	0	208	208
21 2017/2019 2034 Procurement of Ammunition, Army	0	0	0	0	937	565	0	0	0	0	937	565
21 2018/2020 2034 Procurement of Ammunition, Army	0	0	0	0	-126	0	0	0	0	0	-126	0
21 2017/2019 2035 Other Procurement, Army	0	0	0	0	-38,634	21,429	0	0	-2,318	-296	-40,952	21,133
21 2018/2020 2035 Other Procurement, Army	0	0	0	0	-10,305	30,671	0	0	424	6,979	-9,881	37,650
21 2019/2021 2035 Other Procurement, Army	0	0	0	0	83,785	132,294	0	0	23,725	33,336	107,510	165,630
21 2015/2016 2040 Research, Development, Test, and Eval, Army	0	0	0	0	-39	-39	0	0	0	0	-39	-39
21 2016/2017 2040 Research, Development, Test, and Eval, Army	0	0	0	0	0	0	0	0	-77	-77	-77	-77
21 2017/2018 2040 Research, Development, Test, and Eval, Army	0	0	0	0	-2,816	-2,816	0	0	14,790	14,790	11,974	11,974
21 2018/2019 2040 Research, Development, Test, and Eval, Army	0	0	0	0	968	1,094	0	0	0	0	968	1,094
21 2019/2020 2040 Research, Development, Test, and Eval, Army	0	0	0	0	610	610	0	0	6,432	23,618	7,042	24,228
21 2017/2021 2050 Military Construction, Army	0	0	0	0	13	34	0	0	0	0	13	34
21 2013/2014 2091 Afghanistan Security Forces Fund, Army	0	0	-5,650	-14,304	0	0	0	0	0	0	-5,650	-14,304
21 2014/2015 2091 Afghanistan Security Forces Fund, Army	0	0	0	0	-1,525	-1,525	0	0	0	0	-1,525	-1,525
21 2015/2016 2091 Afghanistan Security Forces Fund, Army	0	0	0	0	-2,628	-2,628	0	0	0	0	-2,628	-2,628
21 2016/2017 2091 Afghanistan Security Forces Fund, Army	0	0	0	0	-617	-5,915	0	0	0	0	-617	-5,915
21 2017/2018 2091 Afghanistan Security Forces Fund, Army	0	0	0	0	-13,612	-32,072	0	0	0	0	-13,612	-32,072
21 2018/2019 2091 Afghanistan Security Forces Fund, Army	0	0	0	0	10,257	505,790	0	0	0	0	10,257	505,790
21 2019/2020 2091 Afghanistan Security Forces Fund, Army	0	0	0	0	56	56	0	0	0	0	56	56
21 2012/2014 2093 Joint Improvised Explosive Device Defeat Fund	0	0	0	7,851	0	0	0	0	0	0	0	7,851
21 2013/2015 2093 Joint Improvised Explosive Device Defeat Fund	0	0	100	100	0	0	0	0	0	0	100	100
21 2014/2016 2093 Joint Improvised Explosive Device Defeat Fund	0	0	-20	1	0	0	0	0	0	0	-20	1
21 2015/2017 2093 Joint Improvised Explosive Device Defeat Fund	0	0	0	0	0	1	0	0	0	0	0	1
21 2016/2018 2093 Joint Improvised Explosive Device Defeat Fund	0	0	0	0	-6	-21	0	0	0	0	-6	-21
21 2017/2019 2093 Joint Improvised Explosive Device Defeat Fund	0	0	0	0	0	-59	0	0	0	0	0	-59
21 2014/2015 2096 Afghanistan Infrastructure Fund, Army	0	0	491	491	0	0	0	0	0	0	491	491
21 2015/2016 2097 Iraq Train and Equip Fund	0	0	0	0	0	0	0	0	-1,468	-1,468	-1,468	-1,468
21 2016/2017 2097 Iraq Train and Equip Fund	0	0	0	0	0	0	0	0	0	1	0	1
21 2017/2018 2097 Iraq Train and Equip Fund	0	0	0	0	0	0	0	0	-73	-77	-73	-77
21 2017/2018 2099 Counter-ISIL Train and Equip Fund	0	0	0	0	0	0	0	0	-405	-789	-405	-789
21 2018/2019 2099 Counter-ISIL Train and Equip Fund	0	0	0	0	0	0	0	0	28,608	468,719	28,608	468,719
21 2019/2020 2099 Counter-ISIL Train and Equip Fund	0	0	0	0	0	0	0	0	329	329	329	329

COST OF WAR
Obligations by Component, Appropriation and Operation
Fiscal Year 2007 - 2019
(Amounts in Thousands)
As of December 31, 2018

Appropriation	Operation New Dawn (OND) / Post-OND Iraq Activities		Operation Enduring Freedom		Operation Freedom's Sentinel		Operation Noble Eagle		Operation Inherent Resolve		Summary	
	Obligations December 2018	Obligations Year to Date	Obligations December 2018	Obligations Year to Date	Obligations December 2018	Obligations Year to Date	Obligations December 2018	Obligations Year to Date	Obligations December 2018	Obligations Year to Date	Obligations December 2018	Obligations Year to Date
Army Reserve	0	0	-203	-203	4,313	9,220	0	0	0	2	4,110	9,019
21 2014/2014 2070 Reserve Personnel, Army	0	0	-44	-44	0	0	0	0	0	0	-44	-44
21 2015/2015 2070 Reserve Personnel, Army	0	0	0	0	0	1	0	0	0	0	0	1
21 2016/2016 2070 Reserve Personnel, Army	0	0	0	0	0	1	0	0	2	0	0	3
21 2018/2018 2070 Reserve Personnel, Army	0	0	0	0	0	-1	0	0	0	0	0	-1
21 2019/2019 2070 Reserve Personnel, Army	0	0	0	0	2,435	5,740	0	0	0	0	2,435	5,740
21 2014/2014 2080 Operation and Maintenance, Army Reserve	0	0	-159	-159	0	0	0	0	0	0	-159	-159
21 2015/2015 2080 Operation and Maintenance, Army Reserve	0	0	0	0	0	-122	0	0	0	0	0	-122
21 2016/2016 2080 Operation and Maintenance, Army Reserve	0	0	0	0	0	-15	0	0	0	0	0	-15
21 2019/2019 2080 Operation and Maintenance, Army Reserve	0	0	0	0	1,878	3,616	0	0	0	0	1,878	3,616
Army National Guard	0	0	-266	-266	20,260	46,074	0	0	0	0	19,994	45,808
21 2014/2014 2060 National Guard Personnel, Army	0	0	-31	-31	0	0	0	0	0	0	-31	-31
21 2015/2015 2060 National Guard Personnel, Army	0	0	0	0	0	-7	0	0	0	0	0	-7
21 2016/2016 2060 National Guard Personnel, Army	0	0	0	0	-3	-9	0	0	0	0	-3	-9
21 2017/2017 2060 National Guard Personnel, Army	0	0	0	0	0	1	0	0	0	0	0	1
21 2019/2019 2060 National Guard Personnel, Army	0	0	0	0	9,028	23,124	0	0	0	0	9,028	23,124
21 2014/2014 2065 Operation and Maintenance, Army Natl Guard	0	0	-235	-235	0	0	0	0	0	0	-235	-235
21 2015/2015 2065 Operation and Maintenance, Army Natl Guard	0	0	0	0	0	-29	0	0	0	0	0	-29
21 2016/2016 2065 Operation and Maintenance, Army Natl Guard	0	0	0	0	0	-22	0	0	0	0	0	-22
21 2019/2019 2065 Operation and Maintenance, Army Natl Guard	0	0	0	0	11,235	23,016	0	0	0	0	11,235	23,016
Navy/Marine Corps Total	-3	-31	2,370	93,527	624,450	1,614,278	0	0	53,591	152,248	680,408	1,860,022
Navy Total	-3	-3	-2,287	89,404	537,604	1,362,686	0	0	46,072	132,338	581,386	1,584,425
Navy Active	-3	-3	-2,287	89,404	536,581	1,353,443	0	0	46,072	131,227	580,363	1,574,071
17 2019/2019 1453 Military Personnel, Navy	0	0	0	0	30,165	89,020	0	0	1,130	3,355	31,295	92,375
17 2019/2019 1804 Operation and Maintenance, Navy	0	0	0	0	346,955	1,064,490	0	0	20,241	84,411	367,196	1,148,901
17 2012/2014 1506 Aircraft Procurement, Navy	0	0	-20	-204	0	0	0	0	0	0	-20	-204
17 2014/2016 1506 Aircraft Procurement, Navy	0	0	33	-608	0	0	0	0	0	0	33	-608
17 2017/2019 1506 Aircraft Procurement, Navy	0	0	0	0	19	3,059	0	0	5	233	24	3,292
17 2018/2020 1506 Aircraft Procurement, Navy	0	0	0	0	5,029	26,864	0	0	494	2,308	5,523	29,172
17 2019/2021 1506 Aircraft Procurement, Navy	0	0	0	0	142,204	142,234	0	0	2,243	2,243	144,447	144,477
17 2015/2017 1507 Weapons Procurement, Navy	0	0	0	17	0	0	0	0	0	0	0	17
17 2017/2019 1507 Weapons Procurement, Navy	0	0	0	0	0	145	0	0	0	0	0	145
17 2018/2020 1507 Weapons Procurement, Navy	0	0	0	0	0	0	0	0	674	5,492	674	5,492
17 2012/2014 1508 Procurement of Ammunition, Navy and USMC	0	0	-2,250	-2,250	0	0	0	0	0	0	-2,250	-2,250
17 2014/2016 1508 Procurement of Ammunition, Navy and USMC	0	0	-53	-54	0	0	0	0	0	0	-53	-54
17 2016/2018 1508 Procurement of Ammunition, Navy and USMC	0	0	0	0	0	0	0	0	-21	-21	-21	-21
17 2017/2019 1508 Procurement of Ammunition, Navy and USMC	0	0	0	0	0	289	0	0	0	0	0	289
17 2018/2020 1508 Procurement of Ammunition, Navy and USMC	0	0	0	0	0	-1	0	0	-1,473	91	-1,473	90
17 2019/2021 1508 Procurement of Ammunition, Navy and USMC	0	0	0	0	0	0	0	0	15,116	18,081	15,116	18,081
17 2012/2014 1810 Other Procurement, Navy	-3	-3	3	0	0	0	0	0	0	0	0	-3
17 2014/2016 1810 Other Procurement, Navy	0	0	0	93,334	0	0	0	0	0	0	0	93,334
17 2017/2019 1810 Other Procurement, Navy	0	0	0	0	4	360	0	0	0	0	4	360
17 2018/2020 1810 Other Procurement, Navy	0	0	0	0	3,241	6,138	0	0	2,410	2,410	5,651	8,548
17 2019/2021 1810 Other Procurement, Navy	0	0	0	0	8,964	10,281	0	0	2,510	2,510	11,474	12,791
17 2012/2013 1319 Research, Development, Test, and Eval, Navy	0	0	0	-831	0	0	0	0	0	0	0	-831
17 2018/2019 1319 Research, Development, Test, and Eval, Navy	0	0	0	0	0	-45	0	0	1,335	1,479	1,335	1,434
17 2019/2020 1319 Research, Development, Test, and Eval, Navy	0	0	0	0	0	0	0	0	1,408	8,635	1,408	8,635
17 2018/2022 1205 Military Construction, Navy and Marine Corps	0	0	0	0	0	10,609	0	0	0	0	0	10,609
Navy Reserve	0	0	0	0	1,023	9,243	0	0	0	1,111	1,023	10,354
17 2019/2019 1405 Reserve Personnel, Navy	0	0	0	0	1,005	2,577	0	0	0	0	1,005	2,577
17 2019/2019 1806 Operation and Maintenance, Navy Reserve	0	0	0	0	18	6,666	0	0	0	1,111	18	7,777
Marine Corps Total	0	-28	4,657	4,123	86,846	251,592	0	0	7,519	19,910	99,022	275,597
Marine Corps Active	0	-28	4,657	4,123	86,266	250,797	0	0	7,519	19,910	98,442	274,802
17 2019/2019 1105 Military Personnel, Marine Corps	0	0	0	0	15,806	36,740	0	0	4,751	13,066	20,557	49,806
17 2014/2014 1106 Operation and Maintenance, Marine Corps	0	0	-5	-382	0	0	0	0	0	0	-5	-382
17 2015/2015 1106 Operation and Maintenance, Marine Corps	0	0	0	0	-41	-130	0	0	0	0	-41	-130
17 2016/2016 1106 Operation and Maintenance, Marine Corps	0	-28	0	0	-358	-1,106	0	0	0	0	-358	-1,134
17 2017/2017 1106 Operation and Maintenance, Marine Corps	0	0	0	0	-1,406	-1,787	0	0	0	-7	-1,406	-1,794
17 2018/2018 1106 Operation and Maintenance, Marine Corps	0	0	0	0	-167	-143	0	0	0	0	-167	-143

COST OF WAR
Obligations by Component, Appropriation and Operation
Fiscal Year 2007 - 2019
(Amounts in Thousands)
As of December 31, 2018

	Operation New Dawn (OND) / Post-OND Iraq Activities		Operation Enduring Freedom		Operation Freedom's Sentinel		Operation Noble Eagle		Operation Inherent Resolve		Summary	
	Obligations December 2018	Obligations Year to Date	Obligations December 2018	Obligations Year to Date	Obligations December 2018	Obligations Year to Date	Obligations December 2018	Obligations Year to Date	Obligations December 2018	Obligations Year to Date	Obligations December 2018	Obligations Year to Date
Appropriation												
17 2019/2019 1106 Operation and Maintenance, Marine Corps	0	0	0	0	62,183	206,823	0	0	2,768	6,851	64,951	213,674
17 2012/2014 1109 Procurement, Marine Corps	0	0	0	-14	0	0	0	0	0	0	0	-14
17 2013/2015 1109 Procurement, Marine Corps	0	0	1,486	1,449	0	0	0	0	0	0	1,486	1,449
17 2014/2016 1109 Procurement, Marine Corps	0	0	1	-105	0	0	0	0	0	0	1	-105
17 2015/2017 1109 Procurement, Marine Corps	0	0	3,175	3,175	3,141	3,141	0	0	0	0	6,316	6,316
17 2016/2018 1109 Procurement, Marine Corps	0	0	0	0	3,098	3,079	0	0	0	0	3,098	3,079
17 2017/2019 1109 Procurement, Marine Corps	0	0	0	0	3,494	3,559	0	0	0	0	3,494	3,559
17 2018/2020 1109 Procurement, Marine Corps	0	0	0	0	14	119	0	0	0	0	14	119
17 2019/2021 1109 Procurement, Marine Corps	0	0	0	0	502	502	0	0	0	0	502	502
Marine Corps Reserve	0	0	0	0	580	795	0	0	0	0	580	795
17 2019/2019 1108 Reserve Personnel, Marine Corps	0	0	0	0	173	309	0	0	0	0	173	309
17 2016/2016 1107 Operation and Maintenance, USMC Reserve	0	0	0	0	-2	-7	0	0	0	0	-2	-7
17 2018/2018 1107 Operation and Maintenance, USMC Reserve	0	0	0	0	0	20	0	0	0	0	0	20
17 2019/2019 1107 Operation and Maintenance, USMC Reserve	0	0	0	0	409	473	0	0	0	0	409	473
Air Force Total	2,909	557	-3,131,462	98,826	-128,989	2,291,114	5,877	16,287	-1,934,389	937,762	-5,186,054	3,344,546
Air Force Active	2,909	531	-3,131,462	98,826	-130,799	2,266,762	5,877	16,287	-1,934,389	937,846	-5,187,864	3,320,252
57 2018/2020 3021 Space Procurement, Air Force	0	0	0	0	0	2,066	0	0	0	0	0	2,066
57 2019/2019 3500 Military Personnel, Air Force	0	0	0	0	58,213	190,129	1,240	3,359	13,835	43,915	73,288	237,403
57 2014/2014 3400 Operation and Maintenance, Air Force	0	0	944	874	0	0	0	0	0	0	944	874
57 2015/2015 3400 Operation and Maintenance, Air Force	2,909	531	66	-2,180	4,134	-6,117	17	-36	-217	-235	6,909	-8,037
57 2016/2016 3400 Operation and Maintenance, Air Force	0	0	0	0	-482	-8,484	0	1	-181	-231	-663	-8,714
57 2017/2017 3400 Operation and Maintenance, Air Force	0	0	0	0	-4,414	-9,594	55	-67	-2,521	-3,375	-6,880	-13,036
57 2018/2018 3400 Operation and Maintenance, Air Force	0	0	0	0	13,386	9,525	31	6,594	-299	1,663	13,118	17,782
57 2019/2019 3400 Operation and Maintenance, Air Force	0	0	0	0	792,850	1,418,859	4,534	6,436	100,605	375,166	897,989	1,800,461
57 2012/2014 3010 Aircraft Procurement, Air Force	0	0	-1,038,014	-142	0	0	0	0	0	0	-1,038,014	-142
57 2013/2015 3010 Aircraft Procurement, Air Force	0	0	-206,756	8	0	0	0	0	0	0	-206,756	8
57 2014/2016 3010 Aircraft Procurement, Air Force	0	0	-264,970	34,990	-34,992	-34,992	0	0	0	0	-299,962	-2
57 2015/2017 3010 Aircraft Procurement, Air Force	0	0	-313,106	-84	0	0	0	0	-16,272	23,664	-329,378	23,580
57 2016/2018 3010 Aircraft Procurement, Air Force	0	0	0	0	-233,482	-6	0	0	0	0	-233,482	-6
57 2017/2019 3010 Aircraft Procurement, Air Force	0	0	0	0	-108,875	443,207	0	0	-25,496	25,534	-134,371	468,741
57 2018/2020 3010 Aircraft Procurement, Air Force	0	0	0	0	-11,365	76,613	0	0	24,681	54,182	13,316	130,795
57 2019/2021 3010 Aircraft Procurement, Air Force	0	0	0	0	11,151	18,737	0	0	44,050	44,050	55,201	62,787
57 2012/2014 3020 Missile Procurement, Air Force	0	0	-40,398	0	0	0	0	0	0	0	-40,398	0
57 2013/2015 3020 Missile Procurement, Air Force	0	0	-34,350	0	0	0	0	0	0	0	-34,350	0
57 2014/2016 3020 Missile Procurement, Air Force	0	0	-24,179	0	0	0	0	0	0	0	-24,179	0
57 2015/2017 3020 Missile Procurement, Air Force	0	0	-125,448	0	0	0	0	0	-255,824	0	-381,272	0
57 2016/2018 3020 Missile Procurement, Air Force	0	0	0	0	-123,794	0	0	0	-27,214	129,011	-151,008	129,011
57 2017/2019 3020 Missile Procurement, Air Force	0	0	0	0	0	2,955	0	0	-147,055	73,877	-147,055	76,832
57 2018/2020 3020 Missile Procurement, Air Force	0	0	0	0	0	60,423	0	0	-269,821	-56,365	-269,821	4,058
57 2012/2014 3011 Procurement of Ammunition, Air Force	0	0	-107,875	20	0	0	0	0	0	0	-107,875	20
57 2013/2015 3011 Procurement of Ammunition, Air Force	0	0	-115,709	0	0	0	0	0	0	0	-115,709	0
57 2014/2016 3011 Procurement of Ammunition, Air Force	0	0	-153,246	306	-306	-306	0	0	0	0	-153,552	0
57 2015/2017 3011 Procurement of Ammunition, Air Force	0	0	-52,583	59,038	0	0	0	0	-256,931	-59,038	-309,514	0
57 2016/2018 3011 Procurement of Ammunition, Air Force	0	0	0	0	-178,581	18,995	0	0	-203,536	-18,995	-382,117	0
57 2017/2019 3011 Procurement of Ammunition, Air Force	0	0	0	0	-60,647	6,531	0	0	-369,796	29,850	-430,443	36,381
57 2018/2020 3011 Procurement of Ammunition, Air Force	0	0	0	0	-1,215	1,290	0	0	-499,779	2,208	-500,994	3,498
57 2019/2021 3011 Procurement of Ammunition, Air Force	0	0	0	0	0	1,492	0	0	0	258,993	0	260,485
57 2012/2014 3080 Other Procurement, Air Force	0	0	-90,917	4	0	0	0	0	0	0	-90,917	4
57 2013/2015 3080 Other Procurement, Air Force	0	0	-37,471	0	0	0	0	0	0	0	-37,471	0
57 2014/2016 3080 Other Procurement, Air Force	0	0	-204,958	173	0	0	0	0	-2,314	0	-207,272	173
57 2015/2017 3080 Other Procurement, Air Force	0	0	-165,036	5,818	-9,348	-2,345	0	0	-4,453	-1,746	-178,837	1,727
57 2016/2018 3080 Other Procurement, Air Force	0	0	0	0	-121,086	-5,274	0	0	5,244	0	-121,086	-30
57 2017/2019 3080 Other Procurement, Air Force	0	0	0	0	-85,181	88,488	0	0	-225	3,437	-85,406	91,925
57 2018/2020 3080 Other Procurement, Air Force	0	0	0	0	-13,506	-4,071	0	0	-2,836	1,530	-16,342	-2,541
57 2014/2015 3600 Research, Development, Test, and Evaluation, Air Force	0	0	-157,456	1	0	0	0	0	0	0	-157,456	1
57 2017/2018 3600 Research, Development, Test, and Evaluation, Air Force	0	0	0	0	-14,900	0	0	0	0	0	-14,900	0
57 2018/2019 3600 Research, Development, Test, and Evaluation, Air Force	0	0	0	0	-8,359	-1,359	0	0	-36,615	1,482	-44,974	123
57 2019/2020 3600 Research, Development, Test, and Evaluation, Air Force	0	0	0	0	0	0	0	0	3,825	4,025	3,825	4,025
Air Force Reserve	0	26	0	0	850	21,420	0	0	0	-84	850	21,362
57 2019/2019 3700 Reserve Personnel, Air Force	0	0	0	0	1	6,840	0	0	0	0	1	6,840
57 2015/2015 3740 Operation and Maintenance, Air Force Reserve	0	0	0	0	-31	-31	0	0	0	0	-31	-31

COST OF WAR
Obligations by Component, Appropriation and Operation
Fiscal Year 2007 - 2019
(Amounts in Thousands)
As of December 31, 2018

	Operation New Dawn (OND) / Post-OND Iraq Activities		Operation Enduring Freedom		Operation Freedom's Sentinel		Operation Noble Eagle		Operation Inherent Resolve		Summary	
	Obligations December 2018	Obligations Year to Date	Obligations December 2018	Obligations Year to Date	Obligations December 2018	Obligations Year to Date	Obligations December 2018	Obligations Year to Date	Obligations December 2018	Obligations Year to Date	Obligations December 2018	Obligations Year to Date
Appropriation												
57 2016/2016 3740 Operation and Maintenance, Air Force Reserve	0	26	0	0	0	0	0	0	0	0	0	26
57 2017/2017 3740 Operation and Maintenance, Air Force Reserve	0	0	0	0	-1	-6	0	0	0	-84	-1	-90
57 2018/2018 3740 Operation and Maintenance, Air Force Reserve	0	0	0	0	-25	-79	0	0	0	0	-25	-79
57 2019/2019 3740 Operation and Maintenance, Air Force Reserve	0	0	0	0	906	14,696	0	0	0	0	906	14,696
Air Force National Guard	0	0	0	0	960	2,932	0	0	0	0	960	2,932
57 2016/2016 3850 National Guard Personnel, Air Force	0	0	0	0	0	550	0	0	0	0	0	550
57 2019/2019 3850 National Guard Personnel, Air Force	0	0	0	0	709	1,302	0	0	0	0	709	1,302
57 2019/2019 3840 Operation and Maintenance, Air Natl Guard	0	0	0	0	251	1,080	0	0	0	0	251	1,080
Defense Agencies Total	2,048	3,225	-1,130	-481,762	473,718	-1,316,872	0	0	2,225	47,138	476,861	-1,748,271
DCAA Total	0	0	0	0	47	472	0	0	-10	47	37	519
97 2019/2019 0100 Operation and Maintenance, Defense-Wide	0	0	0	0	47	472	0	0	-10	47	37	519
DCMA Total	0	0	0	0	1,074	1,908	0	0	338	602	1,412	2,510
97 2019/2019 0100 Operation and Maintenance, Defense-Wide	0	0	0	0	1,074	1,908	0	0	338	602	1,412	2,510
DHP Total	0	0	-1,912	213	19,249	87,246	0	0	0	0	17,337	87,459
97 2014/2014 0130 Defense Health Program, O&M	0	0	-1,908	449	0	0	0	0	0	0	-1,908	449
97 2015/2015 0130 Defense Health Program, O&M	0	0	-4	-236	0	0	0	0	0	0	-4	-236
97 2016/2016 0130 Defense Health Program, O&M	0	0	0	0	-54	-111	0	0	0	0	-54	-111
97 2017/2017 0130 Defense Health Program, O&M	0	0	0	0	-4	-707	0	0	0	0	-4	-707
97 2018/2018 0130 Defense Health Program, O&M	0	0	0	0	-112	1,423	0	0	0	0	-112	1,423
97 2019/2019 0130 Defense Health Program, O&M	0	0	0	0	19,419	86,641	0	0	0	0	19,419	86,641
DISA Total	0	0	0	0	15,203	15,203	0	0	668	668	15,871	15,871
97 2017/2017 0100 Operation and Maintenance, Defense-Wide	0	0	0	0	0	0	0	0	31	31	31	31
97 2018/2018 0100 Operation and Maintenance, Defense-Wide	0	0	0	0	4	4	0	0	0	0	4	4
97 2019/2019 0100 Operation and Maintenance, Defense-Wide	0	0	0	0	1,231	1,231	0	0	637	637	1,868	1,868
97 2018/2020 0300 Procurement, Defense-Wide	0	0	0	0	13,968	13,968	0	0	0	0	13,968	13,968
DLA Total	2,048	3,225	1,884	1,194	0	5,000	0	0	0	0	3,932	9,419
97 2012/XXXX 4930 Defense Working Capital Funds, Defense (Army)	0	0	0	1	0	0	0	0	0	0	0	1
97 2013/XXXX 4930 Defense Working Capital Funds, Defense (Army)	0	0	0	-51	0	0	0	0	0	0	0	-51
97 2013/XXXX 4930 Defense Working Capital Funds, Defense	2,048	2,048	0	0	0	0	0	0	0	0	2,048	2,048
97 2014/XXXX 4930 Defense Working Capital Funds, Defense (Army)	0	0	2	-638	0	0	0	0	0	0	2	-638
97 2014/XXXX 4930 Defense Working Capital Funds, Defense	0	1,177	1,882	1,882	0	0	0	0	0	0	1,882	3,059
97 2015/XXXX 4930 Defense Working Capital Funds, Defense	0	0	0	0	0	5,000	0	0	0	0	0	5,000
DLSA Total	0	0	0	0	8,222	21,389	0	0	0	0	8,222	21,389
97 2019/2019 0100 Operation and Maintenance, Defense-Wide	0	0	0	0	8,222	21,389	0	0	0	0	8,222	21,389
DMA Total	0	0	0	0	0	0	0	0	50	7,381	50	7,381
97 2019/2019 0100 Operation and Maintenance, Defense-Wide	0	0	0	0	0	0	0	0	50	7,381	50	7,381
DODEA Total	0	0	0	-6	8,270	8,248	0	0	0	0	8,270	8,242
97 2014/2014 0100 Operation and Maintenance, Defense-Wide	0	0	0	-6	0	0	0	0	0	0	0	-6
97 2017/2017 0100 Operation and Maintenance, Defense-Wide	0	0	0	0	0	-19	0	0	0	0	0	-19
97 2018/2018 0100 Operation and Maintenance, Defense-Wide	0	0	0	0	0	-3	0	0	0	0	0	-3
97 2019/2019 0100 Operation and Maintenance, Defense-Wide	0	0	0	0	8,270	8,270	0	0	0	0	8,270	8,270
DODIG Total	0	0	0	-2	619	2,359	0	0	1,266	4,686	1,885	7,043
97 2013/2013 0107 Office of the Inspector General, Defense	0	0	0	-16	0	0	0	0	0	0	0	-16
97 2014/2014 0107 Office of the Inspector General, Defense	0	0	0	3	0	0	0	0	0	0	0	3
97 2015/2015 0107 Office of the Inspector General, Defense	0	0	0	11	0	0	0	0	0	1	0	12
97 2018/2018 0107 Office of the Inspector General, Defense	0	0	0	0	2	552	0	0	-1	1,191	1	1,743
97 2019/2019 0107 Office of the Inspector General, Defense	0	0	0	0	617	1,807	0	0	1,267	3,494	1,884	5,301
DSCA Total	0	0	0	0	14,000	28,000	0	0	0	0	14,000	28,000
97 2019/2019 0100 Operation and Maintenance, Defense-Wide	0	0	0	0	14,000	28,000	0	0	0	0	14,000	28,000
DTRA Total	0	0	0	0	16,526	53,381	0	0	0	0	16,526	53,381
97 2017/2017 0100 Operation and Maintenance, Defense-Wide	0	0	0	0	0	-1	0	0	0	0	0	-1
97 2018/2018 0100 Operation and Maintenance, Defense-Wide	0	0	0	0	-120	-200	0	0	0	0	-120	-200
97 2019/2019 0100 Operation and Maintenance, Defense-Wide	0	0	0	0	6,215	6,626	0	0	0	0	6,215	6,626
97 2018/2019 0400 Research, Development, Test, and Evaluation, Defense-Wide	0	0	0	0	6,806	18,970	0	0	0	0	6,806	18,970
97 2019/2020 0400 Research, Development, Test, and Evaluation, Defense-Wide	0	0	0	0	2,614	25,843	0	0	0	0	2,614	25,843
97 2017/2019 2093 Joint Improvised Explosive Device Defeat Fund	0	0	0	0	1,011	2,143	0	0	0	0	1,011	2,143

COST OF WAR
Obligations by Component, Appropriation and Operation
Fiscal Year 2007 - 2019
(Amounts in Thousands)
As of December 31, 2018

Appropriation	Operation New Dawn (OND) / Post-OND Iraq Activities		Operation Enduring Freedom		Operation Freedom's Sentinel		Operation Noble Eagle		Operation Inherent Resolve		Summary	
	Obligations December 2018	Obligations Year to Date	Obligations December 2018	Obligations Year to Date	Obligations December 2018	Obligations Year to Date	Obligations December 2018	Obligations Year to Date	Obligations December 2018	Obligations Year to Date	Obligations December 2018	Obligations Year to Date
JCS Total	0	0	0	0	0	0	0	0	254	833	254	833
97 2018/2018 0100 Operation and Maintenance, Defense-Wide	0	0	0	0	0	0	0	0	-137	393	-137	393
97 2019/2019 0100 Operation and Maintenance, Defense-Wide	0	0	0	0	0	0	0	0	391	440	391	440
OSD Total	0	0	0	0	1,127	4,764	0	0	0	0	1,127	4,764
97 2019/2019 0100 Operation and Maintenance, Defense-Wide	0	0	0	0	1,127	4,764	0	0	0	0	1,127	4,764
SOCOM Total	0	0	-1,102	-483,161	389,063	-1,546,215	0	0	-341	32,921	387,620	-1,996,455
97 2012/2012 0100 Operation and Maintenance, Defense-Wide	0	0	-186	-186	0	0	0	0	0	0	-186	-186
97 2013/2013 0100 Operation and Maintenance, Defense-Wide	0	0	-466	-12,518	0	0	0	0	0	0	-466	-12,518
97 2014/2014 0100 Operation and Maintenance, Defense-Wide	0	0	-133	-49,540	0	0	0	0	0	0	-133	-49,540
97 2015/2015 0100 Operation and Maintenance, Defense-Wide	0	0	-317	-420,261	0	2,511	0	0	0	0	-317	-417,750
97 2016/2016 0100 Operation and Maintenance, Defense-Wide	0	0	0	0	13	-628,638	0	0	0	0	13	-628,638
97 2017/2017 0100 Operation and Maintenance, Defense-Wide	0	0	0	0	1,847	-715,897	0	0	0	47	1,847	-715,850
97 2018/2018 0100 Operation and Maintenance, Defense-Wide	0	0	0	0	22	-815,578	0	0	70	-329	92	-815,907
97 2019/2019 0100 Operation and Maintenance, Defense-Wide	0	0	0	0	198,453	391,119	0	0	-411	33,203	198,042	424,322
97 2012/2014 0300 Procurement, Defense-Wide	0	0	0	-25	0	0	0	0	0	0	0	-25
97 2015/2017 0300 Procurement, Defense-Wide	0	0	0	-631	0	0	0	0	0	0	0	-631
97 2017/2019 0300 Procurement, Defense-Wide	0	0	0	0	18	114	0	0	0	0	18	114
97 2018/2020 0300 Procurement, Defense-Wide	0	0	0	0	57,994	89,438	0	0	0	0	57,994	89,438
97 2019/2021 0300 Procurement, Defense-Wide	0	0	0	0	130,716	130,716	0	0	0	0	130,716	130,716
WHS Total	0	0	0	0	318	1,373	0	0	0	0	318	1,373
97 2019/2019 0100 Operation and Maintenance, Defense-Wide	0	0	0	0	318	1,373	0	0	0	0	318	1,373

**Military Personnel Subsidiary Report
(Cost Breakdown Structure)**

COST OF WAR
Military Personnel (MILPERS) Summary Execution by Operation and Cost Breakdown Structure (CBS)
Fiscal Year 2007 - 2019
(Amounts in Thousands)
As of December 31, 2018

CBS Summary	Operation New Dawn (OND) / Post-OND Iraq Activities		Operation Enduring Freedom		Operation Freedom's Sentinel		Operation Noble Eagle		Operation Inherent Resolve		Summary	
	Obligations Year to Date	Disbursements Year to Date	Obligations Year to Date	Disbursements Year to Date	Obligations Year to Date	Disbursements Year to Date	Obligations Year to Date	Disbursements Year to Date	Obligations Year to Date	Disbursements Year to Date	Obligations Year to Date	Disbursements Year to Date
MILPERS CBS Summary Total	0	0	-75	19	972,936	952,063	13,943	13,943	118,517	118,454	1,105,321	1,084,479
1.0 Personnel Costs	0	0	-75	19	972,936	952,063	13,943	13,943	118,517	118,454	1,105,321	1,084,479
1.1.1 Reserve Components Called To Active Duty	0	0	0	0	763,536	763,536	13,715	13,715	95,060	95,060	872,311	872,311
1.1.2 Imminent Danger or Hostile Fire Pay	0	0	0	0	16,184	16,181	0	0	2,686	2,686	18,870	18,867
1.1.3 Family Separation Allowance	0	0	0	0	26,743	26,735	201	201	3,269	3,269	30,213	30,205
1.1.4 Hardship Duty Pay	0	0	0	0	17,300	17,297	0	0	2,352	2,352	19,652	19,649
1.1.5 Subsistence	0	0	0	0	91,907	91,907	27	27	13,397	13,397	105,331	105,331
1.1.6 Reserve Components Predeployment Training	0	0	-75	19	40,414	21,080	0	0	2	2	40,341	21,101
1.1.7 Other Military Personnel (Special Pay)	0	0	0	0	16,852	15,327	0	0	1,751	1,688	18,603	17,015
1.0 Personnel Sub-Total	0	0	-75	19	972,936	952,063	13,943	13,943	118,517	118,454	1,105,321	1,084,479

COST OF WAR
Military Personnel (MILPERS) Summary Execution by Operation, Component, and Cost Breakdown Structure (CBS)
Fiscal Year 2007 - 2019
(Amounts in Thousands)
As of December 31, 2018

Component	Operation New Dawn (OND) / Post-OND Iraq Activities		Operation Enduring Freedom		Operation Freedom's Sentinel		Operation Noble Eagle		Operation Inherent Resolve		Summary	
	Obligations Year To Date	Disbursements Year To Date	Obligations Year To Date	Disbursements Year To Date	Obligations Year To Date	Disbursements Year To Date	Obligations Year To Date	Disbursements Year To Date	Obligations Year To Date	Disbursements Year To Date	Obligations Year To Date	Disbursements Year To Date
Grand Total	0	0	-75	19	972,936	952,063	13,943	13,943	118,517	118,454	1,105,321	1,084,479
Army Total	0	0	-75	19	645,469	633,376	10,584	10,584	58,181	58,181	714,159	702,160
1.1.1 Reserve Components Called To Active Duty	0	0	0	0	508,010	508,010	10,447	10,447	48,065	48,065	566,522	566,522
1.1.2 Imminent Danger or Hostile Fire Pay	0	0	0	0	9,841	9,841	0	0	935	935	10,776	10,776
1.1.3 Family Separation Allowance	0	0	0	0	14,820	14,820	137	137	1,405	1,405	16,362	16,362
1.1.4 Hardship Duty Pay	0	0	0	0	11,530	11,530	0	0	1,092	1,092	12,622	12,622
1.1.5 Subsistence	0	0	0	0	62,926	62,926	0	0	5,782	5,782	68,708	68,708
1.1.6 Reserve Components Predeployment Training	0	0	-75	19	28,850	16,757	0	0	2	2	28,777	16,778
1.1.7 Other Military Personnel (Special Pay)	0	0	0	0	9,492	9,492	0	0	900	900	10,392	10,392
1.0 Personnel Sub-Total	0	0	-75	19	645,469	633,376	10,584	10,584	58,181	58,181	714,159	702,160
Navy/Marine Corps Total	0	0	0	0	128,646	126,270	0	0	16,421	16,358	145,067	142,628
Navy Total	0	0	0	0	91,597	89,530	0	0	3,355	3,292	94,952	92,822
1.1.1 Reserve Components Called To Active Duty	0	0	0	0	70,376	70,376	0	0	2,924	2,924	73,300	73,300
1.1.2 Imminent Danger or Hostile Fire Pay	0	0	0	0	1,759	1,759	0	0	74	74	1,833	1,833
1.1.3 Family Separation Allowance	0	0	0	0	4,920	4,920	0	0	206	206	5,126	5,126
1.1.4 Hardship Duty Pay	0	0	0	0	1,229	1,229	0	0	50	50	1,279	1,279
1.1.5 Subsistence	0	0	0	0	5,808	5,808	0	0	0	0	5,808	5,808
1.1.6 Reserve Components Predeployment Training	0	0	0	0	2,577	2,035	0	0	0	0	2,577	2,035
1.1.7 Other Military Personnel (Special Pay)	0	0	0	0	4,928	3,403	0	0	101	38	5,029	3,441
1.0 Personnel Sub-Total	0	0	0	0	91,597	89,530	0	0	3,355	3,292	94,952	92,822
Marine Corps Total	0	0	0	0	37,049	36,740	0	0	13,066	13,066	50,115	49,806
1.1.1 Reserve Components Called To Active Duty	0	0	0	0	31,200	31,200	0	0	12,242	12,242	43,442	43,442
1.1.2 Imminent Danger or Hostile Fire Pay	0	0	0	0	1,371	1,368	0	0	331	331	1,702	1,699
1.1.3 Family Separation Allowance	0	0	0	0	2,655	2,647	0	0	259	259	2,914	2,906
1.1.4 Hardship Duty Pay	0	0	0	0	1,528	1,525	0	0	234	234	1,762	1,759
1.1.6 Reserve Components Predeployment Training	0	0	0	0	295	0	0	0	0	0	295	0
1.0 Personnel Sub-Total	0	0	0	0	37,049	36,740	0	0	13,066	13,066	50,115	49,806
Air Force Total	0	0	0	0	198,821	192,417	3,359	3,359	43,915	43,915	246,095	239,691
1.1.1 Reserve Components Called To Active Duty	0	0	0	0	153,950	153,950	3,268	3,268	31,829	31,829	189,047	189,047
1.1.2 Imminent Danger or Hostile Fire Pay	0	0	0	0	3,213	3,213	0	0	1,346	1,346	4,559	4,559
1.1.3 Family Separation Allowance	0	0	0	0	4,348	4,348	64	64	1,399	1,399	5,811	5,811
1.1.4 Hardship Duty Pay	0	0	0	0	3,013	3,013	0	0	976	976	3,989	3,989
1.1.5 Subsistence	0	0	0	0	23,173	23,173	27	27	7,615	7,615	30,815	30,815
1.1.6 Reserve Components Predeployment Training	0	0	0	0	8,692	2,288	0	0	0	0	8,692	2,288
1.1.7 Other Military Personnel (Special Pay)	0	0	0	0	2,432	2,432	0	0	750	750	3,182	3,182
1.0 Personnel Sub-Total	0	0	0	0	198,821	192,417	3,359	3,359	43,915	43,915	246,095	239,691

COST OF WAR
Military Personnel (MILPERS) Summary Execution by Operation, Component, Appropriation and Cost Breakdown Structure (CBS)
Fiscal Year 2007 - 2019
(Amounts in Thousands)
As of December 31, 2018

Component and Appropriation	Operation New Dawn (OND) / Post-OND Iraq Activities		Operation Enduring Freedom		Operation Freedom's Sentinel		Operation Noble Eagle		Operation Inherent Resolve		Summary	
	Obligations Year to Date	Disbursements Year to Date	Obligations Year to Date	Disbursements Year to Date	Obligations Year to Date	Disbursements Year to Date	Obligations Year to Date	Disbursements Year to Date	Obligations Year to Date	Disbursements Year to Date	Obligations Year to Date	Disbursements Year to Date
Grand Total	0	0	-75	19	972,936	952,063	13,943	13,943	118,517	118,454	1,105,321	1,084,479
Army Total	0	0	-75	19	645,469	633,376	10,584	10,584	58,181	58,181	714,159	702,160
Army Active Total	0	0	0	0	616,619	616,619	10,584	10,584	58,179	58,179	685,382	685,382
Military Personnel, Army												
1.1.1 Reserve Components Called To Active Duty	0	0	0	0	508,010	508,010	10,447	10,447	48,065	48,065	566,522	566,522
1.1.2 Imminent Danger or Hostile Fire Pay	0	0	0	0	9,841	9,841	0	0	935	935	10,776	10,776
1.1.3 Family Separation Allowance	0	0	0	0	14,820	14,820	137	137	1,405	1,405	16,362	16,362
1.1.4 Hardship Duty Pay	0	0	0	0	11,530	11,530	0	0	1,092	1,092	12,622	12,622
1.1.5 Subsistence	0	0	0	0	62,926	62,926	0	0	5,782	5,782	68,708	68,708
1.1.7 Other Military Personnel (Special Pay)	0	0	0	0	9,492	9,492	0	0	900	900	10,392	10,392
1.0 Personnel Sub-Total	0	0	0	0	616,619	616,619	10,584	10,584	58,179	58,179	685,382	685,382
Army Reserve Total	0	0	-44	13	5,741	3,769	0	0	2	2	5,699	3,784
Reserve Personnel, Army												
1.1.6 Reserve Components Predeployment Training	0	0	-44	13	5,741	3,769	0	0	2	2	5,699	3,784
1.0 Personnel Sub-Total	0	0	-44	13	5,741	3,769	0	0	2	2	5,699	3,784
Army National Guard Total	0	0	-31	6	23,109	12,988	0	0	0	0	23,078	12,994
National Guard Personnel, Army												
1.1.6 Reserve Components Predeployment Training	0	0	-31	6	23,109	12,988	0	0	0	0	23,078	12,994
1.0 Personnel Sub-Total	0	0	-31	6	23,109	12,988	0	0	0	0	23,078	12,994
Navy/Marine Corps Total	0	0	0	0	128,646	126,270	0	0	16,421	16,358	145,067	142,628
Navy Total	0	0	0	0	91,597	89,530	0	0	3,355	3,292	94,952	92,822
Navy Active Total	0	0	0	0	89,020	87,495	0	0	3,355	3,292	92,375	90,787
Military Personnel, Navy												
1.1.1 Reserve Components Called To Active Duty	0	0	0	0	70,376	70,376	0	0	2,924	2,924	73,300	73,300
1.1.2 Imminent Danger or Hostile Fire Pay	0	0	0	0	1,759	1,759	0	0	74	74	1,833	1,833
1.1.3 Family Separation Allowance	0	0	0	0	4,920	4,920	0	0	206	206	5,126	5,126
1.1.4 Hardship Duty Pay	0	0	0	0	1,229	1,229	0	0	50	50	1,279	1,279
1.1.5 Subsistence	0	0	0	0	5,808	5,808	0	0	0	0	5,808	5,808
1.1.7 Other Military Personnel (Special Pay)	0	0	0	0	4,928	3,403	0	0	101	38	5,029	3,441
1.0 Personnel Sub-Total	0	0	0	0	89,020	87,495	0	0	3,355	3,292	92,375	90,787
Navy Reserve Total	0	0	0	0	2,577	2,035	0	0	0	0	2,577	2,035
Reserve Personnel, Navy												
1.1.6 Reserve Components Predeployment Training	0	0	0	0	2,577	2,035	0	0	0	0	2,577	2,035
1.0 Personnel Sub-Total	0	0	0	0	2,577	2,035	0	0	0	0	2,577	2,035
Marine Corps Total	0	0	0	0	37,049	36,740	0	0	13,066	13,066	50,115	49,806
Marine Corps Active Total	0	0	0	0	36,740	36,740	0	0	13,066	13,066	49,806	49,806
Military Personnel, Marine Corps												
1.1.1 Reserve Components Called To Active Duty	0	0	0	0	31,200	31,200	0	0	12,242	12,242	43,442	43,442
1.1.2 Imminent Danger or Hostile Fire Pay	0	0	0	0	1,368	1,368	0	0	331	331	1,699	1,699
1.1.3 Family Separation Allowance	0	0	0	0	2,647	2,647	0	0	259	259	2,906	2,906
1.1.4 Hardship Duty Pay	0	0	0	0	1,525	1,525	0	0	234	234	1,759	1,759
1.0 Personnel Sub-Total	0	0	0	0	36,740	36,740	0	0	13,066	13,066	49,806	49,806
Marine Corps Reserve Total	0	0	0	0	309	0	0	0	0	0	309	0
Reserve Personnel, Marine Corps												
1.1.2 Imminent Danger or Hostile Fire Pay	0	0	0	0	3	0	0	0	0	0	3	0
1.1.3 Family Separation Allowance	0	0	0	0	8	0	0	0	0	0	8	0
1.1.4 Hardship Duty Pay	0	0	0	0	3	0	0	0	0	0	3	0
1.1.6 Reserve Components Predeployment Training	0	0	0	0	295	0	0	0	0	0	295	0

COST OF WAR
Military Personnel (MILPERS) Summary Execution by Operation, Component, Appropriation and Cost Breakdown Structure (CBS)
Fiscal Year 2007 - 2019
(Amounts in Thousands)
As of December 31, 2018

Component and Appropriation	Operation New Dawn (OND) / Post-OND Iraq Activities		Operation Enduring Freedom		Operation Freedom's Sentinel		Operation Noble Eagle		Operation Inherent Resolve		Summary	
	Obligations Year to Date	Disbursements Year to Date	Obligations Year to Date	Disbursements Year to Date	Obligations Year to Date	Disbursements Year to Date	Obligations Year to Date	Disbursements Year to Date	Obligations Year to Date	Disbursements Year to Date	Obligations Year to Date	Disbursements Year to Date
1.0 Personnel Sub-Total	0	0	0	0	309	0	0	0	0	0	309	0
Air Force Total	0	0	0	0	198,821	192,417	3,359	3,359	43,915	43,915	246,095	239,691
Air Force Active Total	0	0	0	0	190,129	190,129	3,359	3,359	43,915	43,915	237,403	237,403
Military Personnel, Air Force												
1.1.1 Reserve Components Called To Active Duty	0	0	0	0	153,950	153,950	3,268	3,268	31,829	31,829	189,047	189,047
1.1.2 Imminent Danger or Hostile Fire Pay	0	0	0	0	3,213	3,213	0	0	1,346	1,346	4,559	4,559
1.1.3 Family Separation Allowance	0	0	0	0	4,348	4,348	64	64	1,399	1,399	5,811	5,811
1.1.4 Hardship Duty Pay	0	0	0	0	3,013	3,013	0	0	976	976	3,989	3,989
1.1.5 Subsistence	0	0	0	0	23,173	23,173	27	27	7,615	7,615	30,815	30,815
1.1.7 Other Military Personnel (Special Pay)	0	0	0	0	2,432	2,432	0	0	750	750	3,182	3,182
1.0 Personnel Sub-Total	0	0	0	0	190,129	190,129	3,359	3,359	43,915	43,915	237,403	237,403
Air Force Reserve Total	0	0	0	0	6,840	1,171	0	0	0	0	6,840	1,171
Reserve Personnel, Air Force												
1.1.6 Reserve Components Predeployment Training	0	0	0	0	6,840	1,171	0	0	0	0	6,840	1,171
1.0 Personnel Sub-Total	0	0	0	0	6,840	1,171	0	0	0	0	6,840	1,171
Air Force National Guard Total	0	0	0	0	1,852	1,117	0	0	0	0	1,852	1,117
National Guard Personnel, Air Force												
1.1.6 Reserve Components Predeployment Training	0	0	0	0	1,852	1,117	0	0	0	0	1,852	1,117
1.0 Personnel Sub-Total	0	0	0	0	1,852	1,117	0	0	0	0	1,852	1,117

COST OF WAR
Military Personnel (MILPERS) Summary Execution by Operation and Cost Breakdown Structure (CBS)
Beginning Fiscal Year - 2019
(Amounts in Thousands)
As of December 31, 2018

CBS Summary	Operation Freedom's Sentinel		Operation Noble Eagle		Operation Inherent Resolve		Summary	
	Obligations Year to Date	Disbursements Year to Date	Obligations Year to Date	Disbursements Year to Date	Obligations Year to Date	Disbursements Year to Date	Obligations Year to Date	Disbursements Year to Date
MILPERS CBS Summary Total	972,400	951,609	13,943	13,943	118,515	118,452	1,104,858	1,084,004
1.0 Personnel Costs	972,400	951,609	13,943	13,943	118,515	118,452	1,104,858	1,084,004
1.1.1 Reserve Components Called To Active Duty	763,536	763,536	13,715	13,715	95,060	95,060	872,311	872,311
1.1.2 Imminent Danger or Hostile Fire Pay	16,184	16,181	0	0	2,686	2,686	18,870	18,867
1.1.3 Family Separation Allowance	26,743	26,735	201	201	3,269	3,269	30,213	30,205
1.1.4 Hardship Duty Pay	17,300	17,297	0	0	2,352	2,352	19,652	19,649
1.1.5 Subsistence	91,907	91,907	27	27	13,397	13,397	105,331	105,331
1.1.6 Reserve Components Predeployment Training	39,878	20,626	0	0	0	0	39,878	20,626
1.1.7 Other Military Personnel (Special Pay)	16,852	15,327	0	0	1,751	1,688	18,603	17,015
1.0 Personnel Sub-Total	972,400	951,609	13,943	13,943	118,515	118,452	1,104,858	1,084,004

COST OF WAR
Military Personnel (MILPERS) Summary Execution by Operation, Component, and Cost Breakdown Structure (CBS)
Beginning Fiscal Year - 2019
(Amounts in Thousands)
As of December 31, 2018

Component	Operation Freedom's Sentinel		Operation Noble Eagle		Operation Inherent Resolve		Summary	
	Obligations Year To Date	Disbursements Year To Date	Obligations Year To Date	Disbursements Year To Date	Obligations Year To Date	Disbursements Year To Date	Obligations Year To Date	Disbursements Year To Date
Grand Total	972,400	951,609	13,943	13,943	118,515	118,452	1,104,858	1,084,004
Army Total	645,483	633,252	10,584	10,584	58,179	58,179	714,246	702,015
1.1.1 Reserve Components Called To Active Duty	508,010	508,010	10,447	10,447	48,065	48,065	566,522	566,522
1.1.2 Imminent Danger or Hostile Fire Pay	9,841	9,841	0	0	935	935	10,776	10,776
1.1.3 Family Separation Allowance	14,820	14,820	137	137	1,405	1,405	16,362	16,362
1.1.4 Hardship Duty Pay	11,530	11,530	0	0	1,092	1,092	12,622	12,622
1.1.5 Subsistence	62,926	62,926	0	0	5,782	5,782	68,708	68,708
1.1.6 Reserve Components Predeployment Training	28,864	16,633	0	0	0	0	28,864	16,633
1.1.7 Other Military Personnel (Special Pay)	9,492	9,492	0	0	900	900	10,392	10,392
1.0 Personnel Sub-Total	645,483	633,252	10,584	10,584	58,179	58,179	714,246	702,015
Navy/Marine Corps Total	128,646	126,270	0	0	16,421	16,358	145,067	142,628
Navy Total	91,597	89,530	0	0	3,355	3,292	94,952	92,822
1.1.1 Reserve Components Called To Active Duty	70,376	70,376	0	0	2,924	2,924	73,300	73,300
1.1.2 Imminent Danger or Hostile Fire Pay	1,759	1,759	0	0	74	74	1,833	1,833
1.1.3 Family Separation Allowance	4,920	4,920	0	0	206	206	5,126	5,126
1.1.4 Hardship Duty Pay	1,229	1,229	0	0	50	50	1,279	1,279
1.1.5 Subsistence	5,808	5,808	0	0	0	0	5,808	5,808
1.1.6 Reserve Components Predeployment Training	2,577	2,035	0	0	0	0	2,577	2,035
1.1.7 Other Military Personnel (Special Pay)	4,928	3,403	0	0	101	38	5,029	3,441
1.0 Personnel Sub-Total	91,597	89,530	0	0	3,355	3,292	94,952	92,822
Marine Corps Total	37,049	36,740	0	0	13,066	13,066	50,115	49,806
1.1.1 Reserve Components Called To Active Duty	31,200	31,200	0	0	12,242	12,242	43,442	43,442
1.1.2 Imminent Danger or Hostile Fire Pay	1,371	1,368	0	0	331	331	1,702	1,699
1.1.3 Family Separation Allowance	2,655	2,647	0	0	259	259	2,914	2,906
1.1.4 Hardship Duty Pay	1,528	1,525	0	0	234	234	1,762	1,759
1.1.6 Reserve Components Predeployment Training	295	0	0	0	0	0	295	0
1.0 Personnel Sub-Total	37,049	36,740	0	0	13,066	13,066	50,115	49,806
Air Force Total	198,271	192,087	3,359	3,359	43,915	43,915	245,545	239,361
1.1.1 Reserve Components Called To Active Duty	153,950	153,950	3,268	3,268	31,829	31,829	189,047	189,047
1.1.2 Imminent Danger or Hostile Fire Pay	3,213	3,213	0	0	1,346	1,346	4,559	4,559
1.1.3 Family Separation Allowance	4,348	4,348	64	64	1,399	1,399	5,811	5,811
1.1.4 Hardship Duty Pay	3,013	3,013	0	0	976	976	3,989	3,989
1.1.5 Subsistence	23,173	23,173	27	27	7,615	7,615	30,815	30,815
1.1.6 Reserve Components Predeployment Training	8,142	1,958	0	0	0	0	8,142	1,958
1.1.7 Other Military Personnel (Special Pay)	2,432	2,432	0	0	750	750	3,182	3,182
1.0 Personnel Sub-Total	198,271	192,087	3,359	3,359	43,915	43,915	245,545	239,361

COST OF WAR
Military Personnel (MILPERS) Summary Execution by Operation, Component, Appropriation and Cost Breakdown Structure (CBS)
Beginning Fiscal Year - 2019
(Amounts in Thousands)
As of December 31, 2018

Component and Appropriation	Operation Freedom's Sentinel		Operation Noble Eagle		Operation Inherent Resolve		Summary	
	Obligations Year to Date	Disbursements Year to Date	Obligations Year to Date	Disbursements Year to Date	Obligations Year to Date	Disbursements Year to Date	Obligations Year to Date	Disbursements Year to Date
Grand Total	972,400	951,609	13,943	13,943	118,515	118,452	1,104,858	1,084,004
Army Total	645,483	633,252	10,584	10,584	58,179	58,179	714,246	702,015
Army Active Total	616,619	616,619	10,584	10,584	58,179	58,179	685,382	685,382
Military Personnel, Army								
1.1.1 Reserve Components Called To Active Duty	508,010	508,010	10,447	10,447	48,065	48,065	566,522	566,522
1.1.2 Imminent Danger or Hostile Fire Pay	9,841	9,841	0	0	935	935	10,776	10,776
1.1.3 Family Separation Allowance	14,820	14,820	137	137	1,405	1,405	16,362	16,362
1.1.4 Hardship Duty Pay	11,530	11,530	0	0	1,092	1,092	12,622	12,622
1.1.5 Subsistence	62,926	62,926	0	0	5,782	5,782	68,708	68,708
1.1.7 Other Military Personnel (Special Pay)	9,492	9,492	0	0	900	900	10,392	10,392
1.0 Personnel Sub-Total	616,619	616,619	10,584	10,584	58,179	58,179	685,382	685,382
Army Reserve Total	5,740	3,708	0	0	0	0	5,740	3,708
Reserve Personnel, Army								
1.1.6 Reserve Components Predeployment Training	5,740	3,708	0	0	0	0	5,740	3,708
1.0 Personnel Sub-Total	5,740	3,708	0	0	0	0	5,740	3,708
Army National Guard Total	23,124	12,925	0	0	0	0	23,124	12,925
National Guard Personnel, Army								
1.1.6 Reserve Components Predeployment Training	23,124	12,925	0	0	0	0	23,124	12,925
1.0 Personnel Sub-Total	23,124	12,925	0	0	0	0	23,124	12,925
Navy/Marine Corps Total	128,646	126,270	0	0	16,421	16,358	145,067	142,628
Navy Total	91,597	89,530	0	0	3,355	3,292	94,952	92,822
Navy Active Total	89,020	87,495	0	0	3,355	3,292	92,375	90,787
Military Personnel, Navy								
1.1.1 Reserve Components Called To Active Duty	70,376	70,376	0	0	2,924	2,924	73,300	73,300
1.1.2 Imminent Danger or Hostile Fire Pay	1,759	1,759	0	0	74	74	1,833	1,833
1.1.3 Family Separation Allowance	4,920	4,920	0	0	206	206	5,126	5,126
1.1.4 Hardship Duty Pay	1,229	1,229	0	0	50	50	1,279	1,279
1.1.5 Subsistence	5,808	5,808	0	0	0	0	5,808	5,808
1.1.7 Other Military Personnel (Special Pay)	4,928	3,403	0	0	101	38	5,029	3,441
1.0 Personnel Sub-Total	89,020	87,495	0	0	3,355	3,292	92,375	90,787
Navy Reserve Total	2,577	2,035	0	0	0	0	2,577	2,035
Reserve Personnel, Navy								
1.1.6 Reserve Components Predeployment Training	2,577	2,035	0	0	0	0	2,577	2,035

COST OF WAR
Military Personnel (MILPERS) Summary Execution by Operation, Component, Appropriation and Cost Breakdown Structure (CBS)
Beginning Fiscal Year - 2019
(Amounts in Thousands)
As of December 31, 2018

Component and Appropriation	Operation Freedom's Sentinel		Operation Noble Eagle		Operation Inherent Resolve		Summary	
	Obligations Year to Date	Disbursements Year to Date	Obligations Year to Date	Disbursements Year to Date	Obligations Year to Date	Disbursements Year to Date	Obligations Year to Date	Disbursements Year to Date
1.0 Personnel Sub-Total	2,577	2,035	0	0	0	0	2,577	2,035
Marine Corps Total	37,049	36,740	0	0	13,066	13,066	50,115	49,806
Marine Corps Active Total	36,740	36,740	0	0	13,066	13,066	49,806	49,806
Military Personnel, Marine Corps								
1.1.1 Reserve Components Called To Active Duty	31,200	31,200	0	0	12,242	12,242	43,442	43,442
1.1.2 Imminent Danger or Hostile Fire Pay	1,368	1,368	0	0	331	331	1,699	1,699
1.1.3 Family Separation Allowance	2,647	2,647	0	0	259	259	2,906	2,906
1.1.4 Hardship Duty Pay	1,525	1,525	0	0	234	234	1,759	1,759
1.0 Personnel Sub-Total	36,740	36,740	0	0	13,066	13,066	49,806	49,806
Marine Corps Reserve Total	309	0	0	0	0	0	309	0
Reserve Personnel, Marine Corps								
1.1.2 Imminent Danger or Hostile Fire Pay	3	0	0	0	0	0	3	0
1.1.3 Family Separation Allowance	8	0	0	0	0	0	8	0
1.1.4 Hardship Duty Pay	3	0	0	0	0	0	3	0
1.1.6 Reserve Components Predeployment Training	295	0	0	0	0	0	295	0
1.0 Personnel Sub-Total	309	0	0	0	0	0	309	0
Air Force Total	198,271	192,087	3,359	3,359	43,915	43,915	245,545	239,361
Air Force Active Total	190,129	190,129	3,359	3,359	43,915	43,915	237,403	237,403
Military Personnel, Air Force								
1.1.1 Reserve Components Called To Active Duty	153,950	153,950	3,268	3,268	31,829	31,829	189,047	189,047
1.1.2 Imminent Danger or Hostile Fire Pay	3,213	3,213	0	0	1,346	1,346	4,559	4,559
1.1.3 Family Separation Allowance	4,348	4,348	64	64	1,399	1,399	5,811	5,811
1.1.4 Hardship Duty Pay	3,013	3,013	0	0	976	976	3,989	3,989
1.1.5 Subsistence	23,173	23,173	27	27	7,615	7,615	30,815	30,815
1.1.7 Other Military Personnel (Special Pay)	2,432	2,432	0	0	750	750	3,182	3,182
1.0 Personnel Sub-Total	190,129	190,129	3,359	3,359	43,915	43,915	237,403	237,403
Air Force Reserve Total	6,840	1,171	0	0	0	0	6,840	1,171
Reserve Personnel, Air Force								
1.1.6 Reserve Components Predeployment Training	6,840	1,171	0	0	0	0	6,840	1,171
1.0 Personnel Sub-Total	6,840	1,171	0	0	0	0	6,840	1,171
Air Force National Guard Total	1,302	787	0	0	0	0	1,302	787
National Guard Personnel, Air Force								
1.1.6 Reserve Components Predeployment Training	1,302	787	0	0	0	0	1,302	787

COST OF WAR
Military Personnel (MILPERS) Summary Execution by Operation, Component, Appropriation and Cost Breakdown Structure (CBS)
Beginning Fiscal Year - 2019
(Amounts in Thousands)
As of December 31, 2018

Component and Appropriation	Operation Freedom's Sentinel		Operation Noble Eagle		Operation Inherent Resolve		Summary	
	Obligations Year to Date	Disbursements Year to Date	Obligations Year to Date	Disbursements Year to Date	Obligations Year to Date	Disbursements Year to Date	Obligations Year to Date	Disbursements Year to Date
1.0 Personnel Sub-Total	1,302	787	0	0	0	0	1,302	787

**Operation and Maintenance Subsidiary Report
(Cost Breakdown Structure)**

COST OF WAR
Operation and Maintenance (O&M) Summary Execution by Operation and Cost Breakdown Structure (CBS)
Fiscal Year 2007 - 2019
(Amounts in Thousands)
As of December 31, 2018

	Operation New Dawn (OND) / Post-OND Iraq Activities		Operation Enduring Freedom		Operation Freedom's Sentinel		Operation Noble Eagle		Operation Inherent Resolve		Summary	
	Obligations Year to Date	Disbursements Year to Date	Obligations Year to Date	Disbursements Year to Date	Obligations Year to Date	Disbursements Year to Date	Obligations Year to Date	Disbursements Year to Date	Obligations Year to Date	Disbursements Year to Date	Obligations Year to Date	Disbursements Year to Date
CBS Summary												
O&M CBS Summary Total	-797	2,976	-601,847	-419,997	5,266,992	2,453,466	27,451	11,348	1,152,917	675,070	5,844,716	2,722,863
1.0 Personnel Costs	0	0	-175	-113	59,706	43,219	6,361	5,008	9,259	7,106	75,151	55,220
2.0 Personnel Support Costs	-12	-9	-113,430	-103,529	349,110	49,715	7,644	3,725	67,930	34,980	311,242	-15,118
3.0 Operating Support Costs	-485	2,995	-328,552	-177,752	4,032,617	1,370,421	12,150	2,232	1,020,120	536,293	4,735,850	1,734,189
4.0 Transportation Costs	-300	-10	-145,877	-143,324	332,286	-62,616	1,296	383	57,142	28,350	244,547	-177,217
7.0 Other Support Costs	0	0	-13,813	4,721	493,273	1,052,727	0	0	-1,534	68,341	477,926	1,125,789
1.2.1 Civilian Premium Pay	0	0	-71	-22	38,851	26,009	1,133	93	4,431	4,060	44,344	30,140
1.2.2 Civilian Temporary Hires	0	0	-104	-91	20,855	17,210	5,228	4,915	4,828	3,046	30,807	25,080
1.0 Personnel Sub-Total	0	0	-175	-113	59,706	43,219	6,361	5,008	9,259	7,106	75,151	55,220
2.1 Temporary Duty (TDY)/Additional Duty (TAD)	-12	-9	-25,100	-22,644	173,288	42,347	7,619	3,612	45,971	16,522	201,766	39,828
2.2 Clothing and Other Personnel Equipment & Supplies	0	0	-2,185	1,714	199,577	18,845	0	0	50	10	197,442	20,569
2.2.1 Organizational Clothing	0	0	0	0	4,284	45	0	0	263	231	4,547	276
2.3 Medical Support/Health Services	0	0	-1,545	112	107,958	92,836	25	113	3,508	2,719	109,946	95,780
2.4 Reserve Component Activation/Deactivation	0	0	-93	-118	2,219	1,164	0	0	0	0	2,126	1,046
2.5 Other Personnel Support	0	0	-84,624	-82,596	-138,766	-106,349	0	0	18,138	15,498	-205,252	-173,447
2.6 Rest & Recreation	0	0	117	3	550	550	0	0	0	0	667	553
2.7 Body Armor	0	0	0	0	0	277	0	0	0	0	0	277
2.0 Personnel Support Sub-Total	-12	-9	-113,430	-103,529	349,110	49,715	7,644	3,725	67,930	34,980	311,242	-15,118
3.1 Training	0	0	-736	-490	5,846	-4,502	0	0	2,073	613	7,183	-4,379
3.1.0 Care-in-Store	0	0	0	0	7	7	0	0	26	21	33	28
3.2 Operations (OPTEMPO) (Fuel, Other POL, Parts)	0	0	-25,099	-23,923	572,543	339,979	1,610	1,551	394,168	352,524	943,222	670,131
3.2.1 MRAP Vehicles Operation	0	0	0	0	47	-118	0	0	0	0	47	-118
3.2.7 Other (OPTEMPO) (Explanation Required)	0	0	0	0	1,322	203	0	0	0	0	1,322	203
3.3 Other Supplies & Equipment	5	11	-84,957	-79,915	162,341	-783	467	67	58,420	50,427	136,276	-30,193
3.4 Facilities/Base Support	-4	-5	-5,652	-804	397,936	43,791	-8,733	-9,568	207,195	12,394	590,742	45,808
3.5.1 Organization Level Maintenance	0	0	-87	6,272	90,404	36,668	0	0	401	2	90,718	42,942
3.5.2 Intermediate Level Maintenance	-9	11	-3,225	24	116,774	905	0	0	200	0	113,740	940
3.5.3 Depot Level Maintenance	-81	5	-3,404	9,451	1,151,682	703,731	0	0	19,726	7,184	1,167,923	720,371
3.5.4 Contractor Logistics Support	-16	-23	-126,983	-72,821	-184,376	-249,486	8,404	263	32,461	3,650	-270,510	-318,417
3.5.6 MRAP Vehicles Equipment Maintenance	0	0	0	0	40,702	-506	0	0	0	0	40,702	-506
3.6 (C4I)	907	3,042	-42,823	-30,772	791,405	152,663	111	10	167,021	57,581	916,621	182,524
3.7 Other Services and Miscellaneous Contracts	-1,287	-46	-7,394	-19,922	885,774	347,751	10,291	9,909	138,429	51,897	1,025,813	389,589
3.8 IED Operation	0	0	0	0	100	8	0	0	0	0	100	8
3.9 Psychological Operations (Information Operations)	0	0	-28,192	35,148	110	110	0	0	0	0	-28,082	35,258
3.0 Operating Support Sub-Total	-485	2,995	-328,552	-177,752	4,032,617	1,370,421	12,150	2,232	1,020,120	536,293	4,735,850	1,734,189
4.1 Airlift	-300	3	-133,586	-133,108	14,841	-153,329	390	0	24,102	26,821	-94,553	-259,613
4.2 Sealift	0	0	-794	-751	77,986	6,291	0	0	5,791	0	82,983	5,540
4.4 Port Handling/Inland Transportation	0	0	-10,757	-9,137	50,406	10,390	717	369	23,088	395	63,454	2,017
4.5 Other Transportation	0	0	-739	-429	64,319	8,552	189	14	2,181	1,134	65,950	9,271
4.6 Second Destination Transportation	0	-13	-1	101	123,917	63,993	0	0	1,980	0	125,896	64,081
4.7 MRAP Vehicles Transportation	0	0	0	0	0	-1	0	0	0	0	0	-1
4.8 Retrograde of Personnel and Equipment	0	0	0	0	817	1,488	0	0	0	0	817	1,488
4.0 Transportation Sub-Total	-300	-10	-145,877	-143,324	332,286	-62,616	1,296	383	57,142	28,350	244,547	-177,217
7.1.90 Coalition Readiness Support Program (CRSP)	0	0	0	0	0	16,030	0	0	0	0	0	16,030
7.2.1 Transportation Support	0	0	0	0	28,000	7,138	0	0	0	0	28,000	7,138
7.2.2 Logistic Support	0	0	0	0	0	2	0	0	0	0	0	2
7.3.02 Defense Forces Sustainment	0	0	0	0	347,957	427,931	0	0	0	0	347,957	427,931
7.3.03 Defense Forces Infrastructure	0	0	-8,554	0	4,583	16,654	0	0	0	0	-3,971	16,654
7.3.04 Defense Forces Equipment and Transportation	0	0	0	0	-23,141	19,962	0	0	0	0	-23,141	19,962
7.3.05 Defense Forces Training and Operations	0	0	0	0	42,858	99,459	0	0	0	0	42,858	99,459
7.3.07 Interior Forces Sustainment	0	0	-5,650	0	26,159	47,232	0	0	0	0	20,509	47,232
7.3.08 Interior Forces Infrastructure	0	0	-100	6	-62	3,002	0	0	0	0	-162	3,008
7.3.09 Interior Forces Equipment	0	0	0	0	59,495	59,757	0	0	0	0	59,495	59,757
7.3.10 Interior Forces Training and Operations	0	0	0	0	5,857	17,942	0	0	0	0	5,857	17,942
7.3.20 Other	0	0	0	0	0	337,168	0	0	0	0	0	337,168
7.4.1 Afghanistan (CERP)	0	0	0	6	1,567	450	0	0	0	0	1,567	456
7.5.1 Afghanistan Infrastructure Fund - Power	0	0	491	4,709	0	0	0	0	0	0	491	4,709

COST OF WAR
Operation and Maintenance (O&M) Summary Execution by Operation and Cost Breakdown Structure (CBS)
Fiscal Year 2007 - 2019
(Amounts in Thousands)
As of December 31, 2018

	Operation New Dawn (OND) / Post-OND Iraq Activities		Operation Enduring Freedom		Operation Freedom's Sentinel		Operation Noble Eagle		Operation Inherent Resolve		Summary	
	Obligations Year to Date	Disbursements Year to Date	Obligations Year to Date	Disbursements Year to Date	Obligations Year to Date	Disbursements Year to Date	Obligations Year to Date	Disbursements Year to Date	Obligations Year to Date	Disbursements Year to Date	Obligations Year to Date	Disbursements Year to Date
CBS Summary												
7.6.1 Trainee Equip/Support	0	0	0	0	0	0	0	0	0	20	0	20
7.6.2 U.S. Trainer/Enabler	0	0	0	0	0	0	0	0	10	38	10	38
7.7.1 Defense Forces	0	0	0	0	0	0	0	0	-1,544	68,283	-1,544	68,283
7.0 Other Support Sub-Total	0	0	-13,813	4,721	493,273	1,052,727	0	0	-1,534	68,341	477,926	1,125,789

COST OF WAR
Operation and Maintenance (O&M) Summary Execution by Operation, Component, and Cost Breakdown Structure (CBS)
Fiscal Year 2007 - 2019
(Amounts in Thousands)
As of December 31, 2018

Component	Operation New Dawn (OND) / Post-OND Iraq Activities		Operation Enduring Freedom		Operation Freedom's Sentinel		Operation Noble Eagle		Operation Inherent Resolve		Summary	
	Obligations Year To Date	Disbursements Year To Date	Obligations Year To Date	Disbursements Year To Date	Obligations Year To Date	Disbursements Year To Date	Obligations Year To Date	Disbursements Year To Date	Obligations Year To Date	Disbursements Year To Date	Obligations Year To Date	Disbursements Year To Date
Grand Total	-797	2,976	-601,847	-419,997	5,266,992	2,453,466	27,451	11,348	1,152,917	675,070	5,844,716	2,722,863
Army Total	-1,326	157	-117,859	29,974	4,174,908	1,709,403	14,523	2,857	640,509	175,927	4,710,755	1,918,318
1.2.1 Civilian Premium Pay	0	0	-71	-22	23,802	16,431	1,133	93	3,119	3,080	27,983	19,582
1.2.2 Civilian Temporary Hires	0	0	0	0	1,419	259	0	0	19	19	1,438	278
1.0 Personnel Sub-Total	0	0	-71	-22	25,221	16,690	1,133	93	3,138	3,099	29,421	19,860
2.1 Temporary Duty (TDY)/Additional Duty (TAD)	-12	-2	-14,828	-14,505	90,521	32,324	3,032	1,749	17,691	6,102	96,404	25,668
2.2 Clothing and Other Personnel Equipment & Supplies	0	0	-2,185	1,714	196,387	16,854	0	0	0	0	194,202	18,568
2.2.1 Organizational Clothing	0	0	0	0	4,215	0	0	0	0	0	4,215	0
2.3 Medical Support/Health Services	0	0	-216	-194	11,297	6,665	0	0	2,122	1,681	13,203	8,152
2.4 Reserve Component Activation/Deactivation	0	0	-93	-118	2,030	1,033	0	0	0	0	1,937	915
2.5 Other Personnel Support	0	0	-1,005	-162	7,456	695	0	0	16,189	14,960	22,640	15,493
2.6 Rest & Recreation	0	0	117	3	550	550	0	0	0	0	667	553
2.0 Personnel Support Sub-Total	-12	-2	-18,210	-13,262	312,456	58,121	3,032	1,749	36,002	22,743	333,268	69,349
3.1 Training	0	0	-84	0	6,156	-6,878	0	0	100	0	6,172	-6,878
3.2 Operations (OPTEMPO) (Fuel, Other POL, Parts)	0	0	-15,197	-15,135	319,865	160,627	191	132	56,966	23,980	361,825	169,604
3.2.1 MRAP Vehicles Operation	0	0	0	0	47	-80	0	0	0	0	47	-80
3.3 Other Supplies & Equipment	-21	0	-2,219	-1,866	192,796	26,183	36	28	17,750	6,342	208,342	30,687
3.4 Facilities/Base Support	-4	-5	-4,252	-591	261,670	-14,052	-9,392	-9,696	200,932	956	448,954	-23,388
3.5.1 Organization Level Maintenance	0	0	-87	6,272	71,100	23,501	0	0	0	0	71,013	29,773
3.5.2 Intermediate Level Maintenance	-9	11	-3,225	24	112,325	608	0	0	0	0	109,091	643
3.5.3 Depot Level Maintenance	-81	5	-6,649	8,926	243,910	19,382	0	0	714	460	237,894	28,773
3.5.4 Contractor Logistics Support	-16	-23	-9,566	25,587	344,383	27,204	8,404	263	22,719	-1,050	365,924	51,981
3.5.6 MRAP Vehicles Equipment Maintenance	0	0	0	0	40,707	338	0	0	0	0	40,707	338
3.6 (C4I)	76	153	-12,150	-2,193	889,682	166,115	111	10	164,964	47,184	1,042,683	211,269
3.7 Other Services and Miscellaneous Contracts	-1,259	31	4,521	-10,970	686,185	135,346	10,291	9,909	105,517	3,480	805,255	137,796
3.9 Psychological Operations (Information Operations)	0	0	-28,192	35,148	110	110	0	0	0	0	-28,082	35,258
3.0 Operating Support Sub-Total	-1,314	172	-77,100	45,202	3,168,936	538,404	9,641	646	569,662	81,352	3,669,825	665,776
4.1 Airlift	0	0	-42	201	27,029	0	0	0	2,395	0	29,382	201
4.2 Sealift	0	0	2,165	2,155	3,842	547	0	0	5,791	0	11,798	2,702
4.4 Port Handling/Inland Transportation	0	0	-10,757	-9,137	47,959	7,319	717	369	23,078	395	60,997	-1,054
4.5 Other Transportation	0	0	-30	15	22	18	0	0	0	0	-8	33
4.6 Second Destination Transportation	0	-13	-1	101	123,589	58,003	0	0	1,980	0	125,568	58,091
4.7 MRAP Vehicles Transportation	0	0	0	0	0	-1	0	0	0	0	0	-1
4.8 Retrograde of Personnel and Equipment	0	0	0	0	581	745	0	0	0	0	581	745
4.0 Transportation Sub-Total	0	-13	-8,665	-6,665	203,022	66,631	717	369	33,244	395	228,318	60,717
7.3.02 Defense Forces Sustainment	0	0	0	0	347,957	427,931	0	0	0	0	347,957	427,931
7.3.03 Defense Forces Infrastructure	0	0	-8,554	0	4,583	16,654	0	0	0	0	-3,971	16,654
7.3.04 Defense Forces Equipment and Transportation	0	0	0	0	-23,141	19,962	0	0	0	0	-23,141	19,962
7.3.05 Defense Forces Training and Operations	0	0	0	0	42,858	99,459	0	0	0	0	42,858	99,459
7.3.07 Interior Forces Sustainment	0	0	-5,650	0	26,159	47,232	0	0	0	0	20,509	47,232
7.3.08 Interior Forces Infrastructure	0	0	-100	6	-62	3,002	0	0	0	0	-162	3,008
7.3.09 Interior Forces Equipment	0	0	0	0	59,495	59,757	0	0	0	0	59,495	59,757
7.3.10 Interior Forces Training and Operations	0	0	0	0	5,857	17,942	0	0	0	0	5,857	17,942
7.3.20 Other	0	0	0	0	0	337,168	0	0	0	0	0	337,168
7.4.1 Afghanistan (CERP)	0	0	0	6	1,567	450	0	0	0	0	1,567	456
7.5.1 Afghanistan Infrastructure Fund - Power	0	0	491	4,709	0	0	0	0	0	0	491	4,709
7.6.1 Trainee Equip/Support	0	0	0	0	0	0	0	0	0	20	0	20
7.6.2 U.S. Trainer/Enabler	0	0	0	0	0	0	0	0	7	35	7	35
7.7.1 Defense Forces	0	0	0	0	0	0	0	0	-1,544	68,283	-1,544	68,283
7.0 Other Support Sub-Total	0	0	-13,813	4,721	465,273	1,029,557	0	0	-1,537	68,338	449,923	1,102,616
Navy/Marine Corps Total	-28	0	-382	2,207	1,275,299	396,421	0	0	92,366	53,880	1,367,255	452,508
Navy Total	0	0	0	0	1,071,156	299,404	0	0	85,522	47,611	1,156,678	347,015
1.2.1 Civilian Premium Pay	0	0	0	0	1,667	936	0	0	103	103	1,770	1,039
1.2.2 Civilian Temporary Hires	0	0	0	0	253	253	0	0	0	0	253	253
1.0 Personnel Sub-Total	0	0	0	0	1,920	1,189	0	0	103	103	2,023	1,292
2.1 Temporary Duty (TDY)/Additional Duty (TAD)	0	0	0	0	51,045	15,207	0	0	505	480	51,550	15,687
2.2 Clothing and Other Personnel Equipment & Supplies	0	0	0	0	1,929	371	0	0	0	0	1,929	371

COST OF WAR
Operation and Maintenance (O&M) Summary Execution by Operation, Component, and Cost Breakdown Structure (CBS)
Fiscal Year 2007 - 2019
(Amounts in Thousands)
As of December 31, 2018

Component	Operation New Dawn (OND) / Post-OND Iraq Activities		Operation Enduring Freedom		Operation Freedom's Sentinel		Operation Noble Eagle		Operation Inherent Resolve		Summary	
	Obligations Year To Date	Disbursements Year To Date	Obligations Year To Date	Disbursements Year To Date	Obligations Year To Date	Disbursements Year To Date	Obligations Year To Date	Disbursements Year To Date	Obligations Year To Date	Disbursements Year To Date	Obligations Year To Date	Disbursements Year To Date
2.3 Medical Support/Health Services	0	0	0	0	229	0	0	0	0	0	229	0
2.4 Reserve Component Activation/Deactivation	0	0	0	0	194	116	0	0	0	0	194	116
2.5 Other Personnel Support	0	0	0	0	232	90	0	0	0	0	232	90
2.0 Personnel Support Sub-Total	0	0	0	0	53,629	15,784	0	0	505	480	54,134	16,264
3.1 Training	0	0	0	0	10,683	4,228	0	0	526	51	11,209	4,279
3.2 Operations (OPTEMPO) (Fuel, Other POL, Parts)	0	0	0	0	220,473	147,155	0	0	31,604	23,318	252,077	170,473
3.2.7 Other (OPTEMPO) (Explanation Required)	0	0	0	0	1,322	203	0	0	0	0	1,322	203
3.3 Other Supplies & Equipment	0	0	0	0	78,744	35,285	0	0	23,001	18,484	101,745	53,769
3.4 Facilities/Base Support	0	0	0	0	85,000	40	0	0	0	0	85,000	40
3.5.1 Organization Level Maintenance	0	0	0	0	19,242	13,110	0	0	399	0	19,641	13,110
3.5.2 Intermediate Level Maintenance	0	0	0	0	4,110	135	0	0	200	0	4,310	135
3.5.3 Depot Level Maintenance	0	0	0	0	376,292	60,028	0	0	18,619	4,392	394,911	64,420
3.5.4 Contractor Logistics Support	0	0	0	0	295	195	0	0	8,500	0	8,795	195
3.6 (C4I)	0	0	0	0	15,404	559	0	0	0	0	15,404	559
3.7 Other Services and Miscellaneous Contracts	0	0	0	0	74,327	3,451	0	0	1,490	208	75,817	3,659
3.8 IED Operation	0	0	0	0	100	8	0	0	0	0	100	8
3.0 Operating Support Sub-Total	0	0	0	0	885,992	264,397	0	0	84,339	46,453	970,331	310,850
4.1 Airlift	0	0	0	0	50,966	4,716	0	0	575	575	51,541	5,291
4.2 Sealift	0	0	0	0	71,744	13,304	0	0	0	0	71,744	13,304
4.5 Other Transportation	0	0	0	0	6,891	0	0	0	0	0	6,891	0
4.6 Second Destination Transportation	0	0	0	0	14	14	0	0	0	0	14	14
4.0 Transportation Sub-Total	0	0	0	0	129,615	18,034	0	0	575	575	130,190	18,609
Marine Corps Total	-28	0	-382	2,207	204,143	97,017	0	0	6,844	6,269	210,577	105,493
1.2.1 Civilian Premium Pay	0	0	0	0	266	57	0	0	0	0	266	57
1.2.2 Civilian Temporary Hires	0	0	0	0	94	67	0	0	0	0	94	67
1.0 Personnel Sub-Total	0	0	0	0	360	124	0	0	0	0	360	124
2.1 Temporary Duty (TDY)/Additional Duty (TAD)	0	0	-3	6	19,607	7,072	0	0	4,142	498	23,746	7,576
2.2 Clothing and Other Personnel Equipment & Supplies	0	0	0	0	-4	-1,046	0	0	0	0	-4	-1,046
2.3 Medical Support/Health Services	0	0	0	0	1,037	79	0	0	0	0	1,037	79
2.4 Reserve Component Activation/Deactivation	0	0	0	0	-5	15	0	0	0	0	-5	15
2.5 Other Personnel Support	0	0	0	0	-4	30	0	0	0	0	-4	30
2.0 Personnel Support Sub-Total	0	0	-3	6	20,631	6,150	0	0	4,142	498	24,770	6,654
3.1 Training	0	0	-135	0	2,043	490	0	0	19	0	1,927	490
3.2 Operations (OPTEMPO) (Fuel, Other POL, Parts)	0	0	-15	1,645	16,030	8,992	0	0	101	86	16,116	10,723
3.2.1 MRAP Vehicles Operation	0	0	0	0	0	-38	0	0	0	0	0	-38
3.3 Other Supplies & Equipment	0	0	-51	-1	5,560	4,238	0	0	134	2	5,643	4,239
3.4 Facilities/Base Support	0	0	-156	500	18,609	15,775	0	0	0	0	18,453	16,275
3.5.3 Depot Level Maintenance	0	0	0	0	22,050	5,409	0	0	-7	4,688	22,043	10,097
3.5.4 Contractor Logistics Support	0	0	0	1	4,435	-1,176	0	0	132	0	4,567	-1,175
3.5.6 MRAP Vehicles Equipment Maintenance	0	0	0	0	-5	-844	0	0	0	0	-5	-844
3.6 (C4I)	0	0	0	0	1,911	2,908	0	0	253	0	2,164	2,908
3.7 Other Services and Miscellaneous Contracts	-28	0	-22	56	69,398	43,968	0	0	2,025	947	71,373	44,971
3.0 Operating Support Sub-Total	-28	0	-379	2,201	140,031	79,722	0	0	2,657	5,723	142,281	87,646
4.1 Airlift	0	0	0	0	24,564	0	0	0	0	0	24,564	0
4.2 Sealift	0	0	0	0	12,300	0	0	0	0	0	12,300	0
4.5 Other Transportation	0	0	0	0	5,895	4,955	0	0	45	48	5,940	5,003
4.6 Second Destination Transportation	0	0	0	0	314	5,958	0	0	0	0	314	5,958
4.8 Retrograde of Personnel and Equipment	0	0	0	0	48	108	0	0	0	0	48	108
4.0 Transportation Sub-Total	0	0	0	0	43,121	11,021	0	0	45	48	43,166	11,069
Air Force Total	557	2,826	-1,306	2,429	1,419,849	1,601,856	12,928	8,491	372,904	410,652	1,804,932	2,026,254
1.2.2 Civilian Temporary Hires	0	0	-14	-15	16,205	15,552	5,228	4,915	1,275	1,055	22,694	21,507
1.0 Personnel Sub-Total	0	0	-14	-15	16,205	15,552	5,228	4,915	1,275	1,055	22,694	21,507
2.1 Temporary Duty (TDY)/Additional Duty (TAD)	0	0	-459	19	60,015	43,986	4,587	1,863	9,242	5,421	73,385	51,289
2.2 Clothing and Other Personnel Equipment & Supplies	0	0	0	0	862	1,717	0	0	1	4	863	1,721
2.3 Medical Support/Health Services	0	0	-7	0	6,561	5,747	25	113	900	1,038	7,479	6,898
2.5 Other Personnel Support	0	0	-106	0	2,557	5,817	0	0	1,949	538	4,400	6,355
2.7 Body Armor	0	0	0	0	0	277	0	0	0	0	0	277

COST OF WAR
Operation and Maintenance (O&M) Summary Execution by Operation, Component, and Cost Breakdown Structure (CBS)
Fiscal Year 2007 - 2019
(Amounts in Thousands)
As of December 31, 2018

Component	Operation New Dawn (OND) / Post-OND Iraq Activities		Operation Enduring Freedom		Operation Freedom's Sentinel		Operation Noble Eagle		Operation Inherent Resolve		Summary	
	Obligations Year To Date	Disbursements Year To Date	Obligations Year To Date	Disbursements Year To Date	Obligations Year To Date	Disbursements Year To Date	Obligations Year To Date	Disbursements Year To Date	Obligations Year To Date	Disbursements Year To Date	Obligations Year To Date	Disbursements Year To Date
2.0 Personnel Support Sub-Total	0	0	-572	19	69,995	57,544	4,612	1,976	12,092	7,001	86,127	66,540
3.1 Training	0	0	0	0	488	7,082	0	0	1,214	488	1,702	7,570
3.2 Operations (OPTEMPO) (Fuel, Other POL, Parts)	0	0	0	0	147,300	147,565	1,419	1,419	293,863	293,506	442,582	442,490
3.3 Other Supplies & Equipment	26	11	-1,045	619	123,409	109,937	431	39	12,729	24,525	135,550	135,131
3.4 Facilities/Base Support	0	0	-499	25	34,099	44,190	659	128	6,250	11,425	40,509	55,768
3.5.3 Depot Level Maintenance	0	0	3,245	525	509,430	618,912	0	0	400	-2,356	513,075	617,081
3.6 (C4I)	831	2,889	-1,414	162	150,573	157,697	0	0	1,136	10,094	151,126	170,842
3.7 Other Services and Miscellaneous Contracts	0	-77	-1,686	151	177,678	282,807	0	0	20,730	37,579	196,722	320,460
3.0 Operating Support Sub-Total	857	2,823	-1,399	1,482	1,142,277	1,368,190	2,509	1,586	336,322	375,261	1,481,266	1,749,342
4.1 Airlift	-300	3	-1	4	176,275	151,944	390	0	21,132	26,246	197,496	178,197
4.2 Sealift	0	0	0	0	-154	22	0	0	0	0	-154	22
4.4 Port Handling/Inland Transportation	0	0	0	0	2,023	2,917	0	0	0	0	2,023	2,917
4.5 Other Transportation	0	0	680	939	12,340	5,052	189	14	2,080	1,086	15,289	7,091
4.8 Retrograde of Personnel and Equipment	0	0	0	0	188	635	0	0	0	0	188	635
4.0 Transportation Sub-Total	-300	3	679	943	190,672	160,570	579	14	23,212	27,332	214,842	188,862
7.6.2 U.S. Trainer/Enabler	0	0	0	0	0	0	0	0	3	3	3	3
7.0 Other Support Sub-Total	0	0	0	0	0	0	0	0	3	3	3	3
Defense Health Program Total	0	0	213	1,814	87,246	80,124	0	0	0	0	87,459	81,938
2.3 Medical Support/Health Services	0	0	213	1,814	87,246	80,124	0	0	0	0	87,459	81,938
2.0 Personnel Support Sub-Total	0	0	213	1,814	87,246	80,124	0	0	0	0	87,459	81,938
DODIG Total	0	0	-2	0	2,359	858	0	0	4,686	2,638	7,043	3,496
1.2.1 Civilian Premium Pay	0	0	0	0	365	192	0	0	680	356	1,045	548
1.2.2 Civilian Temporary Hires	0	0	0	0	1,858	518	0	0	3,445	1,884	5,303	2,402
1.0 Personnel Sub-Total	0	0	0	0	2,223	710	0	0	4,125	2,240	6,348	2,950
2.1 Temporary Duty (TDY)/Additional Duty (TAD)	0	0	0	0	51	50	0	0	130	128	181	178
2.2.1 Organizational Clothing	0	0	0	0	69	45	0	0	263	231	332	276
2.0 Personnel Support Sub-Total	0	0	0	0	120	95	0	0	393	359	513	454
3.1 Training	0	0	0	0	0	0	0	0	2	2	2	2
3.1.0 Care-in-Store	0	0	0	0	7	7	0	0	26	21	33	28
3.3 Other Supplies & Equipment	0	0	0	0	5	6	0	0	5	5	10	11
3.4 Facilities/Base Support	0	0	-6	0	0	0	0	0	0	0	-6	0
3.6 (C4I)	0	0	0	0	0	2	0	0	1	0	0	3
3.7 Other Services and Miscellaneous Contracts	0	0	4	0	4	38	0	0	134	10	142	48
3.0 Operating Support Sub-Total	0	0	-2	0	16	53	0	0	167	39	181	92
4.5 Other Transportation	0	0	0	0	0	0	0	0	1	0	1	0
4.0 Transportation Sub-Total	0	0	0	0	0	0	0	0	1	0	1	0
Defense Agency Total	0	-7	-482,511	-456,421	-1,692,669	-1,335,196	0	0	42,452	31,973	-2,132,728	-1,759,651
1.2.1 Civilian Premium Pay	0	0	0	0	12,751	8,393	0	0	529	521	13,280	8,914
1.2.2 Civilian Temporary Hires	0	0	-90	-76	1,026	561	0	0	89	88	1,025	573
1.0 Personnel Sub-Total	0	0	-90	-76	13,777	8,954	0	0	618	609	14,305	9,487
2.1 Temporary Duty (TDY)/Additional Duty (TAD)	0	-7	-9,810	-8,164	-47,951	-56,292	0	0	14,261	3,893	-43,500	-60,570
2.2 Clothing and Other Personnel Equipment & Supplies	0	0	0	0	403	949	0	0	49	6	452	955
2.3 Medical Support/Health Services	0	0	-1,535	-1,508	1,588	221	0	0	486	0	539	-1,287
2.5 Other Personnel Support	0	0	-83,513	-82,434	-149,007	-112,981	0	0	0	0	-232,520	-195,415
2.0 Personnel Support Sub-Total	0	-7	-94,858	-92,106	-194,967	-168,103	0	0	14,796	3,899	-275,029	-256,317
3.1 Training	0	0	-517	-490	-13,524	-9,424	0	0	212	72	-13,829	-9,842
3.2 Operations (OPTEMPO) (Fuel, Other POL, Parts)	0	0	-9,887	-10,433	-131,125	-124,360	0	0	11,634	11,634	-129,378	-123,159
3.3 Other Supplies & Equipment	0	0	-81,642	-78,667	-238,173	-176,432	0	0	4,801	1,069	-315,014	-254,030
3.4 Facilities/Base Support	0	0	-739	-738	-1,442	-2,162	0	0	13	13	-2,168	-2,887
3.5.1 Organization Level Maintenance	0	0	0	0	62	57	0	0	2	2	64	59
3.5.2 Intermediate Level Maintenance	0	0	0	0	339	162	0	0	0	0	339	162
3.5.4 Contractor Logistics Support	0	0	-117,417	-98,409	-533,489	-275,709	0	0	1,110	4,700	-649,796	-369,418
3.6 (C4I)	0	0	-29,259	-28,741	-266,165	-174,618	0	0	668	302	-294,756	-203,057
3.7 Other Services and Miscellaneous Contracts	0	0	-10,211	-9,159	-121,818	-117,859	0	0	8,533	9,673	-123,496	-117,345

COST OF WAR
Operation and Maintenance (O&M) Summary Execution by Operation, Component, and Cost Breakdown Structure (CBS)
Fiscal Year 2007 - 2019
(Amounts in Thousands)
As of December 31, 2018

Component	Operation New Dawn (OND) / Post-OND Iraq Activities		Operation Enduring Freedom		Operation Freedom's Sentinel		Operation Noble Eagle		Operation Inherent Resolve		Summary	
	Obligations Year To Date	Disbursements Year To Date	Obligations Year To Date	Disbursements Year To Date	Obligations Year To Date	Disbursements Year To Date	Obligations Year To Date	Disbursements Year To Date	Obligations Year To Date	Disbursements Year To Date	Obligations Year To Date	Disbursements Year To Date
3.0 Operating Support Sub-Total	0	0	-249,672	-226,637	-1,305,335	-880,345	0	0	26,973	27,465	-1,528,034	-1,079,517
4.1 Airlift	0	0	-133,543	-133,313	-263,993	-309,989	0	0	0	0	-397,536	-443,302
4.2 Sealift	0	0	-2,959	-2,906	-9,746	-7,582	0	0	0	0	-12,705	-10,488
4.4 Port Handling/Inland Transportation	0	0	0	0	424	154	0	0	10	0	434	154
4.5 Other Transportation	0	0	-1,389	-1,383	39,171	-1,473	0	0	55	0	37,837	-2,856
4.6 Second Destination Transportation	0	0	0	0	0	18	0	0	0	0	0	18
4.0 Transportation Sub-Total	0	0	-137,891	-137,602	-234,144	-318,872	0	0	65	0	-371,970	-456,474
7.1.90 Coalition Readiness Support Program (CRSP)	0	0	0	0	0	16,030	0	0	0	0	0	16,030
7.2.1 Transportation Support	0	0	0	0	28,000	7,138	0	0	0	0	28,000	7,138
7.2.2 Logistic Support	0	0	0	0	0	2	0	0	0	0	0	2
7.0 Other Support Sub-Total	0	0	0	0	28,000	23,170	0	0	0	0	28,000	23,170

COST OF WAR
Operation and Maintenance (O&M) Summary Execution by Operation, Component, Appropriation and Cost Breakdown Structure (CBS)
Fiscal Year 2007 - 2019
(Amounts in Thousands)
As of December 31, 2018

Component and Appropriation	Operation New Dawn (OND) / Post-OND Iraq Activities		Operation Enduring Freedom		Operation Freedom's Sentinel		Operation Noble Eagle		Operation Inherent Resolve		Summary	
	Obligations Year to Date	Disbursements Year to Date	Obligations Year to Date	Disbursements Year to Date	Obligations Year to Date	Disbursements Year to Date	Obligations Year to Date	Disbursements Year to Date	Obligations Year to Date	Disbursements Year to Date	Obligations Year to Date	Disbursements Year to Date
Grand Total	-797	2,976	-601,847	-419,997	5,266,992	2,453,466	27,451	11,348	1,152,917	675,070	5,844,716	2,722,863
Army Total	-1,326	157	-117,859	29,974	4,174,908	1,709,403	14,523	2,857	640,509	175,927	4,710,755	1,918,318
Army Active Total	-1,326	157	-117,465	30,026	4,148,464	1,704,253	14,523	2,857	640,509	175,927	4,684,705	1,913,220
Operation and Maintenance, Army												
1.2.1 Civilian Premium Pay	0	0	-71	-22	23,713	16,367	1,133	93	3,119	3,080	27,894	19,518
1.2.2 Civilian Temporary Hires	0	0	0	0	1,419	259	0	0	19	19	1,438	278
1.0 Personnel Sub-Total	0	0	-71	-22	25,132	16,626	1,133	93	3,138	3,099	29,332	19,796
2.1 Temporary Duty (TDY)/Additional Duty (TAD)	-12	-2	-14,698	-14,481	89,543	31,808	3,032	1,749	17,691	6,102	95,556	25,176
2.2 Clothing and Other Personnel Equipment & Supplies	0	0	-2,236	1,659	196,387	16,854	0	0	0	0	194,151	18,513
2.2.1 Organizational Clothing	0	0	0	0	4,215	0	0	0	0	0	4,215	0
2.3 Medical Support/Health Services	0	0	-215	-194	10,076	6,574	0	0	2,122	1,681	11,983	8,061
2.5 Other Personnel Support	0	0	-962	-169	6,453	570	0	0	16,189	14,960	21,680	15,361
2.6 Rest & Recreation	0	0	117	3	550	550	0	0	0	0	667	553
2.0 Personnel Support Sub-Total	-12	-2	-17,994	-13,182	307,224	56,356	3,032	1,749	36,002	22,743	328,252	67,664
3.1 Training	0	0	-84	0	6,156	-6,878	0	0	100	0	6,172	-6,878
3.2 Operations (OPTEMPO) (Fuel, Other POL, Parts)	0	0	-15,196	-15,135	305,191	158,935	191	132	56,966	23,980	347,152	167,912
3.2.1 MRAP Vehicles Operation	0	0	0	0	47	-80	0	0	0	0	47	-80
3.3 Other Supplies & Equipment	-21	0	-2,212	-1,875	191,727	25,939	36	28	17,750	6,342	207,280	30,434
3.4 Facilities/Base Support	-4	-5	-4,222	-603	261,393	-14,290	-9,392	-9,696	200,932	956	448,707	-23,638
3.5.1 Organization Level Maintenance	0	0	-87	6,272	71,100	23,501	0	0	0	0	71,013	29,773
3.5.2 Intermediate Level Maintenance	-9	11	-3,225	24	112,325	608	0	0	0	0	109,091	643
3.5.3 Depot Level Maintenance	-81	5	-6,649	8,926	243,910	19,382	0	714	460	237,894	28,773	
3.5.4 Contractor Logistics Support	-16	-23	-9,566	25,587	344,333	27,204	8,404	263	22,719	-1,050	365,874	51,981
3.5.6 MRAP Vehicles Equipment Maintenance	0	0	0	0	40,707	338	0	0	0	0	40,707	338
3.6 (C4I)	76	153	-12,150	-2,193	886,764	165,457	111	10	164,964	47,184	1,039,765	210,611
3.7 Other Services and Miscellaneous Contracts	-1,259	31	4,666	-10,971	684,185	134,863	10,291	9,909	105,517	3,480	803,400	137,312
3.9 Psychological Operations (Information Operations)	0	0	-28,192	35,148	110	110	0	0	0	0	-28,082	35,258
3.0 Operating Support Sub-Total	-1,314	172	-76,917	45,180	3,147,948	535,089	9,641	646	569,662	81,352	3,649,020	662,439
4.1 Airlift	0	0	-42	201	27,029	0	0	0	2,395	0	29,382	201
4.2 Sealift	0	0	2,165	2,155	3,842	547	0	0	5,791	0	11,798	2,702
4.4 Port Handling/Inland Transportation	0	0	-10,762	-9,143	47,824	7,313	717	369	23,078	395	60,857	-1,066
4.5 Other Transportation	0	0	-30	15	22	18	0	0	0	0	-8	33
4.6 Second Destination Transportation	0	-13	-1	101	123,589	58,003	0	0	1,980	0	125,568	58,091
4.7 MRAP Vehicles Transportation	0	0	0	0	0	-1	0	0	0	0	0	-1
4.8 Retrograde of Personnel and Equipment	0	0	0	0	581	745	0	0	0	0	581	745
4.0 Transportation Sub-Total	0	-13	-8,670	-6,671	202,887	66,625	717	369	33,244	395	228,178	60,705
7.4.1 Afghanistan (CERP)	0	0	0	6	1,567	450	0	0	0	0	1,567	456
7.6.1 Trainee Equip/Support	0	0	0	0	0	0	0	0	0	20	0	20
7.6.2 U.S. Trainer/Enabler	0	0	0	0	0	0	0	0	7	35	7	35
7.0 Other Support Sub-Total	0	0	0	6	1,567	450	0	0	7	55	1,574	511
Afghanistan Security Forces Fund, Army												
7.3.02 Defense Forces Sustainment	0	0	0	0	347,957	427,931	0	0	0	0	347,957	427,931
7.3.03 Defense Forces Infrastructure	0	0	-8,554	0	4,583	16,654	0	0	0	0	-3,971	16,654
7.3.04 Defense Forces Equipment and Transportation	0	0	0	0	-23,141	19,962	0	0	0	0	-23,141	19,962
7.3.05 Defense Forces Training and Operations	0	0	0	0	42,858	99,459	0	0	0	0	42,858	99,459
7.3.07 Interior Forces Sustainment	0	0	-5,650	0	26,159	47,232	0	0	0	0	20,509	47,232
7.3.08 Interior Forces Infrastructure	0	0	-100	6	-62	3,002	0	0	0	0	-162	3,008
7.3.09 Interior Forces Equipment	0	0	0	0	59,495	59,757	0	0	0	0	59,495	59,757
7.3.10 Interior Forces Training and Operations	0	0	0	0	5,857	17,942	0	0	0	0	5,857	17,942
7.3.20 Other	0	0	0	0	0	337,168	0	0	0	0	0	337,168
7.0 Other Support Sub-Total	0	0	-14,304	6	463,706	1,029,107	0	0	0	0	449,402	1,029,113
Afghanistan Infrastructure Fund, Army												
7.5.1 Afghanistan Infrastructure Fund - Power	0	0	491	4,709	0	0	0	0	0	0	491	4,709
7.0 Other Support Sub-Total	0	0	491	4,709	0	0	0	0	0	0	491	4,709
Iraq Train and Equip Fund												
7.7.1 Defense Forces	0	0	0	0	0	0	0	0	-1,544	68,283	-1,544	68,283

COST OF WAR
Operation and Maintenance (O&M) Summary Execution by Operation, Component, Appropriation and Cost Breakdown Structure (CBS)
Fiscal Year 2007 - 2019
(Amounts in Thousands)
As of December 31, 2018

Component and Appropriation	Operation New Dawn (OND) / Post-OND Iraq Activities		Operation Enduring Freedom		Operation Freedom's Sentinel		Operation Noble Eagle		Operation Inherent Resolve		Summary	
	Obligations Year to Date	Disbursements Year to Date	Obligations Year to Date	Disbursements Year to Date	Obligations Year to Date	Disbursements Year to Date	Obligations Year to Date	Disbursements Year to Date	Obligations Year to Date	Disbursements Year to Date	Obligations Year to Date	Disbursements Year to Date
7.0 Other Support Sub-Total	0	0	0	0	0	0	0	0	-1,544	68,283	-1,544	68,283
Army Reserve Total	0	0	-159	-6	3,479	709	0	0	0	0	3,320	703
Operation and Maintenance, Army Reserve												
2.1 Temporary Duty (TDY)/Additional Duty (TAD)	0	0	-74	-24	936	514	0	0	0	0	862	490
2.3 Medical Support/Health Services	0	0	0	0	1,194	82	0	0	0	0	1,194	82
2.5 Other Personnel Support	0	0	-38	0	845	0	0	0	0	0	807	0
2.0 Personnel Support Sub-Total	0	0	-112	-24	2,975	596	0	0	0	0	2,863	572
3.3 Other Supplies & Equipment	0	0	-1	0	54	16	0	0	0	0	53	16
3.4 Facilities/Base Support	0	0	0	12	22	43	0	0	0	0	22	55
3.7 Other Services and Miscellaneous Contracts	0	0	-51	0	372	50	0	0	0	0	321	50
3.0 Operating Support Sub-Total	0	0	-52	12	448	109	0	0	0	0	396	121
4.4 Port Handling/Inland Transportation	0	0	5	6	56	4	0	0	0	0	61	10
4.0 Transportation Sub-Total	0	0	5	6	56	4	0	0	0	0	61	10
Army National Guard Total	0	0	-235	-46	22,965	4,441	0	0	0	0	22,730	4,395
Operation and Maintenance, Army Natl Guard												
1.2.1 Civilian Premium Pay	0	0	0	0	89	64	0	0	0	0	89	64
1.0 Personnel Sub-Total	0	0	0	0	89	64	0	0	0	0	89	64
2.1 Temporary Duty (TDY)/Additional Duty (TAD)	0	0	-56	0	42	2	0	0	0	0	-14	2
2.2 Clothing and Other Personnel Equipment & Supplies	0	0	51	55	0	0	0	0	0	0	51	55
2.3 Medical Support/Health Services	0	0	-1	0	27	9	0	0	0	0	26	9
2.4 Reserve Component Activation/Deactivation	0	0	-93	-118	2,030	1,033	0	0	0	0	1,937	915
2.5 Other Personnel Support	0	0	-5	7	158	125	0	0	0	0	153	132
2.0 Personnel Support Sub-Total	0	0	-104	-56	2,257	1,169	0	0	0	0	2,153	1,113
3.2 Operations (OPTEMPO) (Fuel, Other POL, Parts)	0	0	-1	0	14,674	1,692	0	0	0	0	14,673	1,692
3.3 Other Supplies & Equipment	0	0	-6	9	1,015	228	0	0	0	0	1,009	237
3.4 Facilities/Base Support	0	0	-30	0	255	195	0	0	0	0	225	195
3.5.4 Contractor Logistics Support	0	0	0	0	50	0	0	0	0	0	50	0
3.6 (C4I)	0	0	0	0	2,918	658	0	0	0	0	2,918	658
3.7 Other Services and Miscellaneous Contracts	0	0	-94	1	1,628	433	0	0	0	0	1,534	434
3.0 Operating Support Sub-Total	0	0	-131	10	20,540	3,206	0	0	0	0	20,409	3,216
4.4 Port Handling/Inland Transportation	0	0	0	0	79	2	0	0	0	0	79	2
4.0 Transportation Sub-Total	0	0	0	0	79	2	0	0	0	0	79	2
Navy/Marine Corps Total	-28	0	-382	2,207	1,275,299	396,421	0	0	92,366	53,880	1,367,255	452,508
Navy Total	0	0	0	0	1,071,156	299,404	0	0	85,522	47,611	1,156,678	347,015
Navy Active Total	0	0	0	0	1,064,490	299,287	0	0	84,411	47,611	1,148,901	346,898
Operation and Maintenance, Navy												
1.2.1 Civilian Premium Pay	0	0	0	0	1,667	936	0	0	103	103	1,770	1,039
1.2.2 Civilian Temporary Hires	0	0	0	0	253	253	0	0	0	0	253	253
1.0 Personnel Sub-Total	0	0	0	0	1,920	1,189	0	0	103	103	2,023	1,292
2.1 Temporary Duty (TDY)/Additional Duty (TAD)	0	0	0	0	51,045	15,207	0	0	505	480	51,550	15,687
2.2 Clothing and Other Personnel Equipment & Supplies	0	0	0	0	1,913	371	0	0	0	0	1,913	371
2.3 Medical Support/Health Services	0	0	0	0	229	0	0	0	0	0	229	0
2.5 Other Personnel Support	0	0	0	0	232	90	0	0	0	0	232	90
2.0 Personnel Support Sub-Total	0	0	0	0	53,419	15,668	0	0	505	480	53,924	16,148
3.1 Training	0	0	0	0	10,683	4,228	0	0	526	51	11,209	4,279
3.2 Operations (OPTEMPO) (Fuel, Other POL, Parts)	0	0	0	0	220,473	147,155	0	0	31,604	23,318	252,077	170,473
3.2.7 Other (OPTEMPO) (Explanation Required)	0	0	0	0	1,322	203	0	0	0	0	1,322	203
3.3 Other Supplies & Equipment	0	0	0	0	78,744	35,285	0	0	23,001	18,484	101,745	53,769
3.4 Facilities/Base Support	0	0	0	0	85,000	40	0	0	0	0	85,000	40
3.5.1 Organization Level Maintenance	0	0	0	0	19,242	13,110	0	0	399	0	19,641	13,110
3.5.2 Intermediate Level Maintenance	0	0	0	0	4,110	135	0	0	200	0	4,310	135
3.5.3 Depot Level Maintenance	0	0	0	0	369,836	60,027	0	0	17,508	4,392	387,344	64,419
3.5.4 Contractor Logistics Support	0	0	0	0	295	195	0	0	8,500	0	8,795	195

COST OF WAR
Operation and Maintenance (O&M) Summary Execution by Operation, Component, Appropriation and Cost Breakdown Structure (CBS)
Fiscal Year 2007 - 2019
(Amounts in Thousands)
As of December 31, 2018

Component and Appropriation	Operation New Dawn (OND) / Post-OND Iraq Activities		Operation Enduring Freedom		Operation Freedom's Sentinel		Operation Noble Eagle		Operation Inherent Resolve		Summary	
	Obligations Year to Date	Disbursements Year to Date	Obligations Year to Date	Disbursements Year to Date	Obligations Year to Date	Disbursements Year to Date	Obligations Year to Date	Disbursements Year to Date	Obligations Year to Date	Disbursements Year to Date	Obligations Year to Date	Disbursements Year to Date
3.6 (C4I)	0	0	0	0	15,404	559	0	0	0	0	15,404	559
3.7 Other Services and Miscellaneous Contracts	0	0	0	0	74,327	3,451	0	0	1,490	208	75,817	3,659
3.8 IED Operation	0	0	0	0	100	8	0	0	0	0	100	8
3.0 Operating Support Sub-Total	0	0	0	0	879,536	264,396	0	0	83,228	46,453	962,764	310,849
4.1 Airlift	0	0	0	0	50,966	4,716	0	0	575	575	51,541	5,291
4.2 Sealift	0	0	0	0	71,744	13,304	0	0	0	0	71,744	13,304
4.5 Other Transportation	0	0	0	0	6,891	0	0	0	0	0	6,891	0
4.6 Second Destination Transportation	0	0	0	0	14	14	0	0	0	0	14	14
4.0 Transportation Sub-Total	0	0	0	0	129,615	18,034	0	0	575	575	130,190	18,609
Navy Reserve Total	0	0	0	0	6,666	117	0	0	1,111	0	7,777	117
Operation and Maintenance, Navy Reserve												
2.2 Clothing and Other Personnel Equipment & Supplies	0	0	0	0	16	0	0	0	0	0	16	0
2.4 Reserve Component Activation/Deactivation	0	0	0	0	194	116	0	0	0	0	194	116
2.0 Personnel Support Sub-Total	0	0	0	0	210	116	0	0	0	0	210	116
3.5.3 Depot Level Maintenance	0	0	0	0	6,456	1	0	0	1,111	0	7,567	1
3.0 Operating Support Sub-Total	0	0	0	0	6,456	1	0	0	1,111	0	7,567	1
Marine Corps Total	-28	0	-382	2,207	204,143	97,017	0	0	6,844	6,269	210,577	105,493
Marine Corps Active Total	-28	0	-382	2,207	203,657	98,752	0	0	6,844	6,269	210,091	107,228
Operation and Maintenance, Marine Corps												
1.2.1 Civilian Premium Pay	0	0	0	0	266	57	0	0	0	0	266	57
1.2.2 Civilian Temporary Hires	0	0	0	0	94	67	0	0	0	0	94	67
1.0 Personnel Sub-Total	0	0	0	0	360	124	0	0	0	0	360	124
2.1 Temporary Duty (TDY)/Additional Duty (TAD)	0	0	-3	6	19,541	8,840	0	0	4,142	498	23,680	9,344
2.2 Clothing and Other Personnel Equipment & Supplies	0	0	0	0	-4	-1,046	0	0	0	0	-4	-1,046
2.3 Medical Support/Health Services	0	0	0	0	1,037	79	0	0	0	0	1,037	79
2.4 Reserve Component Activation/Deactivation	0	0	0	0	0	13	0	0	0	0	0	13
2.5 Other Personnel Support	0	0	0	0	-4	30	0	0	0	0	-4	30
2.0 Personnel Support Sub-Total	0	0	-3	6	20,570	7,916	0	0	4,142	498	24,709	8,420
3.1 Training	0	0	-135	0	2,043	490	0	0	19	0	1,927	490
3.2 Operations (OPTEMPO) (Fuel, Other POL, Parts)	0	0	-15	1,645	15,614	8,970	0	0	101	86	15,700	10,701
3.2.1 MRAP Vehicles Operation	0	0	0	0	0	-38	0	0	0	0	0	-38
3.3 Other Supplies & Equipment	0	0	-51	-1	5,551	4,229	0	0	134	2	5,634	4,230
3.4 Facilities/Base Support	0	0	-156	500	18,609	15,775	0	0	0	0	18,453	16,275
3.5.3 Depot Level Maintenance	0	0	0	0	22,050	5,409	0	0	-7	4,688	22,043	10,097
3.5.4 Contractor Logistics Support	0	0	0	1	4,435	-1,176	0	0	132	0	4,567	-1,175
3.5.6 MRAP Vehicles Equipment Maintenance	0	0	0	0	-5	-844	0	0	0	0	-5	-844
3.6 (C4I)	0	0	0	0	1,911	2,908	0	0	253	0	2,164	2,908
3.7 Other Services and Miscellaneous Contracts	-28	0	-22	56	69,398	43,968	0	0	2,025	947	71,373	44,971
3.0 Operating Support Sub-Total	-28	0	-379	2,201	139,606	79,691	0	0	2,657	5,723	141,856	87,615
4.1 Airlift	0	0	0	0	24,564	0	0	0	0	0	24,564	0
4.2 Sealift	0	0	0	0	12,300	0	0	0	0	0	12,300	0
4.5 Other Transportation	0	0	0	0	5,895	4,955	0	0	45	48	5,940	5,003
4.6 Second Destination Transportation	0	0	0	0	314	5,958	0	0	0	0	314	5,958
4.8 Retrograde of Personnel and Equipment	0	0	0	0	48	108	0	0	0	0	48	108
4.0 Transportation Sub-Total	0	0	0	0	43,121	11,021	0	0	45	48	43,166	11,069
Marine Corps Reserve Total	0	0	0	0	486	-1,735	0	0	0	0	486	-1,735
Operation and Maintenance, USMC Reserve												
2.1 Temporary Duty (TDY)/Additional Duty (TAD)	0	0	0	0	66	-1,768	0	0	0	0	66	-1,768
2.4 Reserve Component Activation/Deactivation	0	0	0	0	-5	2	0	0	0	0	-5	2
2.0 Personnel Support Sub-Total	0	0	0	0	61	-1,766	0	0	0	0	61	-1,766
3.2 Operations (OPTEMPO) (Fuel, Other POL, Parts)	0	0	0	0	416	22	0	0	0	0	416	22
3.3 Other Supplies & Equipment	0	0	0	0	9	9	0	0	0	0	9	9
3.0 Operating Support Sub-Total	0	0	0	0	425	31	0	0	0	0	425	31

COST OF WAR
Operation and Maintenance (O&M) Summary Execution by Operation, Component, Appropriation and Cost Breakdown Structure (CBS)
Fiscal Year 2007 - 2019
(Amounts in Thousands)
As of December 31, 2018

Component and Appropriation	Operation New Dawn (OND) / Post-OND Iraq Activities		Operation Enduring Freedom		Operation Freedom's Sentinel		Operation Noble Eagle		Operation Inherent Resolve		Summary	
	Obligations Year to Date	Disbursements Year to Date	Obligations Year to Date	Disbursements Year to Date	Obligations Year to Date	Disbursements Year to Date	Obligations Year to Date	Disbursements Year to Date	Obligations Year to Date	Disbursements Year to Date	Obligations Year to Date	Disbursements Year to Date
Air Force Total	557	2,826	-1,306	2,429	1,419,849	1,601,856	12,928	8,491	372,904	410,652	1,804,932	2,026,254
Air Force Active Total	531	2,816	-1,306	2,429	1,404,189	1,583,629	12,928	8,491	372,988	410,652	1,789,330	2,008,017
Operation and Maintenance, Air Force												
1.2.2 Civilian Temporary Hires	0	0	-14	-15	16,205	15,552	5,228	4,915	1,275	1,055	22,694	21,507
1.0 Personnel Sub-Total	0	0	-14	-15	16,205	15,552	5,228	4,915	1,275	1,055	22,694	21,507
2.1 Temporary Duty (TDY)/Additional Duty (TAD)	0	0	-459	19	59,008	43,673	4,587	1,863	9,242	5,421	72,378	50,976
2.2 Clothing and Other Personnel Equipment & Supplies	0	0	0	0	862	1,717	0	0	1	4	863	1,721
2.3 Medical Support/Health Services	0	0	-7	0	6,561	5,747	25	113	900	1,038	7,479	6,898
2.5 Other Personnel Support	0	0	-106	0	2,557	5,817	0	0	1,949	538	4,400	6,355
2.7 Body Armor	0	0	0	0	0	277	0	0	0	0	0	277
2.0 Personnel Support Sub-Total	0	0	-572	19	68,988	57,231	4,612	1,976	12,092	7,001	85,120	66,227
3.1 Training	0	0	0	0	488	7,082	0	0	1,214	488	1,702	7,570
3.2 Operations (OPTEMPO) (Fuel, Other POL, Parts)	0	0	0	0	147,300	147,565	1,419	1,419	293,863	293,506	442,582	442,490
3.3 Other Supplies & Equipment	0	1	-1,045	619	123,003	109,796	431	39	12,813	24,525	135,202	134,980
3.4 Facilities/Base Support	0	0	-499	25	33,810	44,149	659	128	6,250	11,425	40,220	55,727
3.5.3 Depot Level Maintenance	0	0	3,245	525	495,790	601,316	0	0	400	-2,356	499,435	599,485
3.6 (C4I)	831	2,889	-1,414	162	150,570	157,697	0	0	1,136	10,094	151,123	170,842
3.7 Other Services and Miscellaneous Contracts	0	-77	-1,686	151	177,363	282,671	0	0	20,730	37,579	196,407	320,324
3.0 Operating Support Sub-Total	831	2,813	-1,399	1,482	1,128,324	1,350,276	2,509	1,586	336,406	375,261	1,466,671	1,731,418
4.1 Airlift	-300	3	-1	4	176,275	151,944	390	0	21,132	26,246	197,496	178,197
4.2 Sealift	0	0	0	0	-154	22	0	0	0	0	-154	22
4.4 Port Handling/Inland Transportation	0	0	0	0	2,023	2,917	0	0	0	0	2,023	2,917
4.5 Other Transportation	0	0	680	939	12,340	5,052	189	14	2,080	1,086	15,289	7,091
4.8 Retrograde of Personnel and Equipment	0	0	0	0	188	635	0	0	0	0	188	635
4.0 Transportation Sub-Total	-300	3	679	943	190,672	160,570	579	14	23,212	27,332	214,842	188,862
7.6.2 U.S. Trainer/Enabler	0	0	0	0	0	0	0	0	3	3	3	3
7.0 Other Support Sub-Total	0	0	0	0	0	0	0	0	3	3	3	3
Air Force Reserve Total	26	10	0	0	14,580	17,887	0	0	-84	0	14,522	17,897
Operation and Maintenance, Air Force Reserve												
2.1 Temporary Duty (TDY)/Additional Duty (TAD)	0	0	0	0	915	284	0	0	0	0	915	284
2.0 Personnel Support Sub-Total	0	0	0	0	915	284	0	0	0	0	915	284
3.3 Other Supplies & Equipment	26	10	0	0	24	7	0	0	-84	0	-34	17
3.4 Facilities/Base Support	0	0	0	0	1	0	0	0	0	0	1	0
3.5.3 Depot Level Maintenance	0	0	0	0	13,640	17,596	0	0	0	0	13,640	17,596
3.0 Operating Support Sub-Total	26	10	0	0	13,665	17,603	0	0	-84	0	13,607	17,613
Air Force National Guard Total	0	0	0	0	1,080	340	0	0	0	0	1,080	340
Operation and Maintenance, Air Natl Guard												
2.1 Temporary Duty (TDY)/Additional Duty (TAD)	0	0	0	0	92	29	0	0	0	0	92	29
2.0 Personnel Support Sub-Total	0	0	0	0	92	29	0	0	0	0	92	29
3.3 Other Supplies & Equipment	0	0	0	0	382	134	0	0	0	0	382	134
3.4 Facilities/Base Support	0	0	0	0	288	41	0	0	0	0	288	41
3.6 (C4I)	0	0	0	0	3	0	0	0	0	0	3	0
3.7 Other Services and Miscellaneous Contracts	0	0	0	0	315	136	0	0	0	0	315	136
3.0 Operating Support Sub-Total	0	0	0	0	988	311	0	0	0	0	988	311
Defense Health Program Total	0	0	213	1,814	87,246	80,124	0	0	0	0	87,459	81,938
Defense Health Program, Defense												
2.3 Medical Support/Health Services	0	0	213	1,814	87,246	80,124	0	0	0	0	87,459	81,938
2.0 Personnel Support Sub-Total	0	0	213	1,814	87,246	80,124	0	0	0	0	87,459	81,938
DODIG Total	0	0	-2	0	2,359	858	0	0	4,686	2,638	7,043	3,496
Office of the Inspector General, Defense												
1.2.1 Civilian Premium Pay	0	0	0	0	365	192	0	0	680	356	1,045	548

COST OF WAR
Operation and Maintenance (O&M) Summary Execution by Operation, Component, Appropriation and Cost Breakdown Structure (CBS)
Fiscal Year 2007 - 2019
(Amounts in Thousands)
As of December 31, 2018

Component and Appropriation	Operation New Dawn (OND) / Post-OND Iraq Activities		Operation Enduring Freedom		Operation Freedom's Sentinel		Operation Noble Eagle		Operation Inherent Resolve		Summary	
	Obligations Year to Date	Disbursements Year to Date	Obligations Year to Date	Disbursements Year to Date	Obligations Year to Date	Disbursements Year to Date	Obligations Year to Date	Disbursements Year to Date	Obligations Year to Date	Disbursements Year to Date	Obligations Year to Date	Disbursements Year to Date
1.2.2 Civilian Temporary Hires	0	0	0	0	1,858	518	0	0	3,445	1,884	5,303	2,402
1.0 Personnel Sub-Total	0	0	0	0	2,223	710	0	0	4,125	2,240	6,348	2,950
2.1 Temporary Duty (TDY)/Additional Duty (TAD)	0	0	0	0	51	50	0	0	130	128	181	178
2.2.1 Organizational Clothing	0	0	0	0	69	45	0	0	263	231	332	276
2.0 Personnel Support Sub-Total	0	0	0	0	120	95	0	0	393	359	513	454
3.1 Training	0	0	0	0	0	0	0	0	2	2	2	2
3.1.0 Care-in-Store	0	0	0	0	7	7	0	0	26	21	33	28
3.3 Other Supplies & Equipment	0	0	0	0	5	6	0	0	5	5	10	11
3.4 Facilities/Base Support	0	0	-6	0	0	0	0	0	0	0	-6	0
3.6 (C4I)	0	0	0	0	0	2	0	0	0	1	0	3
3.7 Other Services and Miscellaneous Contracts	0	0	4	0	4	38	0	0	134	10	142	48
3.0 Operating Support Sub-Total	0	0	-2	0	16	53	0	0	167	39	181	92
4.5 Other Transportation	0	0	0	0	0	0	0	0	1	0	1	0
4.0 Transportation Sub-Total	0	0	0	0	0	0	0	0	1	0	1	0
Defense Agency Total	0	-7	-482,511	-456,421	-1,692,669	-1,335,196	0	0	42,452	31,973	-2,132,728	-1,759,651
Operation and Maintenance, Defense-Wide												
1.2.1 Civilian Premium Pay	0	0	0	0	12,751	8,393	0	0	529	521	13,280	8,914
1.2.2 Civilian Temporary Hires	0	0	-90	-76	1,026	561	0	0	89	88	1,025	573
1.0 Personnel Sub-Total	0	0	-90	-76	13,777	8,954	0	0	618	609	14,305	9,487
2.1 Temporary Duty (TDY)/Additional Duty (TAD)	0	-7	-9,810	-8,164	-47,951	-56,292	0	0	14,261	3,893	-43,500	-60,570
2.2 Clothing and Other Personnel Equipment & Supplies	0	0	0	0	403	949	0	0	49	6	452	955
2.3 Medical Support/Health Services	0	0	-1,535	-1,508	1,588	221	0	0	486	0	539	-1,287
2.5 Other Personnel Support	0	0	-83,513	-82,434	-149,007	-112,981	0	0	0	0	-232,520	-195,415
2.0 Personnel Support Sub-Total	0	-7	-94,858	-92,106	-194,967	-168,103	0	0	14,796	3,899	-275,029	-256,317
3.1 Training	0	0	-517	-490	-13,524	-9,424	0	0	212	72	-13,829	-9,842
3.2 Operations (OPTEMPO) (Fuel, Other POL, Parts)	0	0	-9,887	-10,433	-131,125	-124,360	0	0	11,634	11,634	-129,378	-123,159
3.3 Other Supplies & Equipment	0	0	-81,642	-78,667	-238,173	-176,432	0	0	4,801	1,069	-315,014	-254,030
3.4 Facilities/Base Support	0	0	-739	-738	-1,442	-2,162	0	0	13	13	-2,168	-2,887
3.5.1 Organization Level Maintenance	0	0	0	0	62	57	0	0	2	2	64	59
3.5.2 Intermediate Level Maintenance	0	0	0	0	339	162	0	0	0	0	339	162
3.5.4 Contractor Logistics Support	0	0	-117,417	-98,409	-533,489	-275,709	0	0	1,110	4,700	-649,796	-369,418
3.6 (C4I)	0	0	-29,259	-28,741	-266,165	-174,618	0	0	668	302	-294,756	-203,057
3.7 Other Services and Miscellaneous Contracts	0	0	-10,211	-9,159	-121,818	-117,859	0	0	8,533	9,673	-123,496	-117,345
3.0 Operating Support Sub-Total	0	0	-249,672	-226,637	-1,305,335	-880,345	0	0	26,973	27,465	-1,528,034	-1,079,517
4.1 Airlift	0	0	-133,543	-133,313	-263,993	-309,989	0	0	0	0	-397,536	-443,302
4.2 Sealift	0	0	-2,959	-2,906	-9,746	-7,582	0	0	0	0	-12,705	-10,488
4.4 Port Handling/Inland Transportation	0	0	0	0	424	154	0	0	10	0	434	154
4.5 Other Transportation	0	0	-1,389	-1,383	39,171	-1,473	0	0	55	0	37,837	-2,856
4.6 Second Destination Transportation	0	0	0	0	0	18	0	0	0	0	0	18
4.0 Transportation Sub-Total	0	0	-137,891	-137,602	-234,144	-318,872	0	0	65	0	-371,970	-456,474
7.1.90 Coalition Readiness Support Program (CRSP)	0	0	0	0	0	16,030	0	0	0	0	0	16,030
7.2.1 Transportation Support	0	0	0	0	28,000	7,138	0	0	0	0	28,000	7,138
7.2.2 Logistic Support	0	0	0	0	0	2	0	0	0	0	0	2
7.0 Other Support Sub-Total	0	0	0	0	28,000	23,170	0	0	0	0	28,000	23,170

COST OF WAR
Operation and Maintenance (O&M) Summary Execution by Operation and Cost Breakdown Structure (CBS)
Beginning Fiscal Year - 2019
(Amounts in Thousands)
As of December 31, 2018

CBS Summary	Operation New Dawn (OND) / Post-OND Iraq Activities		Operation Enduring Freedom		Operation Freedom's Sentinel		Operation Noble Eagle		Operation Inherent Resolve		Summary	
	Obligations Year to Date	Disbursements Year to Date	Obligations Year to Date	Disbursements Year to Date	Obligations Year to Date	Disbursements Year to Date	Obligations Year to Date	Disbursements Year to Date	Obligations Year to Date	Disbursements Year to Date	Obligations Year to Date	Disbursements Year to Date
O&M CBS Summary Total	0	0	0	0	7,037,908	1,371,697	21,130	5,389	1,157,019	456,476	8,216,057	1,833,562
1.0 Personnel Costs	0	0	0	0	60,265	43,232	2,321	968	8,339	7,105	70,925	51,305
2.0 Personnel Support Costs	0	0	0	0	589,508	159,578	6,252	2,296	65,856	27,396	661,616	189,270
3.0 Operating Support Costs	0	0	0	0	5,691,145	1,053,404	11,289	1,753	1,023,056	408,337	6,725,490	1,463,494
4.0 Transportation Costs	0	0	0	0	667,367	114,033	1,268	372	59,765	13,635	728,400	128,040
7.0 Other Support Costs	0	0	0	0	29,623	1,450	0	0	3	3	29,626	1,453
1.2.1 Civilian Premium Pay	0	0	0	0	38,834	25,916	1,132	92	4,278	4,072	44,244	30,080
1.2.2 Civilian Temporary Hires	0	0	0	0	21,431	17,316	1,189	876	4,061	3,033	26,681	21,225
1.0 Personnel Sub-Total	0	0	0	0	60,265	43,232	2,321	968	8,339	7,105	70,925	51,305
2.1 Temporary Duty (TDY)/Additional Duty (TAD)	0	0	0	0	256,159	70,991	6,252	2,296	43,879	9,973	306,290	83,260
2.2 Clothing and Other Personnel Equipment & Supplies	0	0	0	0	199,634	4,157	0	0	51	1	199,685	4,158
2.2.1 Organizational Clothing	0	0	0	0	4,282	45	0	0	255	160	4,537	205
2.3 Medical Support/Health Services	0	0	0	0	107,912	81,422	0	0	3,532	2,291	111,444	83,713
2.4 Reserve Component Activation/Deactivation	0	0	0	0	2,234	1,143	0	0	0	0	2,234	1,143
2.5 Other Personnel Support	0	0	0	0	18,737	1,270	0	0	18,139	14,971	36,876	16,241
2.6 Rest & Recreation	0	0	0	0	550	550	0	0	0	0	550	550
2.0 Personnel Support Sub-Total	0	0	0	0	589,508	159,578	6,252	2,296	65,856	27,396	661,616	189,270
3.1 Training	0	0	0	0	28,687	5,571	0	0	2,124	99	30,811	5,670
3.2 Operations (OPTEMPO) (Fuel, Other POL, Parts)	0	0	0	0	724,330	471,205	1,610	1,550	394,527	351,840	1,120,467	824,595
3.2.7 Other (OPTEMPO) (Explanation Required)	0	0	0	0	1,322	203	0	0	0	0	1,322	203
3.3 Other Supplies & Equipment	0	0	0	0	475,757	134,396	76	52	58,503	33,685	534,336	168,133
3.4 Facilities/Base Support	0	0	0	0	436,082	20,114	495	38	207,087	1,128	643,664	21,280
3.5.1 Organization Level Maintenance	0	0	0	0	90,456	32,824	0	0	401	2	90,857	32,826
3.5.2 Intermediate Level Maintenance	0	0	0	0	117,519	854	0	0	200	0	117,719	854
3.5.3 Depot Level Maintenance	0	0	0	0	1,178,161	84,766	0	0	19,734	4,822	1,197,895	89,588
3.5.4 Contractor Logistics Support	0	0	0	0	377,767	25,642	8,631	70	32,461	677	418,859	26,389
3.5.6 MRAP Vehicles Equipment Maintenance	0	0	0	0	41,613	105	0	0	0	0	41,613	105
3.6 (C4I)	0	0	0	0	1,107,419	113,137	111	10	169,202	4,995	1,276,732	118,142
3.7 Other Services and Miscellaneous Contracts	0	0	0	0	1,111,822	164,469	366	33	138,817	11,089	1,251,005	175,591
3.8 IED Operation	0	0	0	0	100	8	0	0	0	0	100	8
3.9 Psychological Operations (Information Operations)	0	0	0	0	110	110	0	0	0	0	110	110
3.0 Operating Support Sub-Total	0	0	0	0	5,691,145	1,053,404	11,289	1,753	1,023,056	408,337	6,725,490	1,463,494
4.1 Airlift	0	0	0	0	321,443	45,411	390	0	26,811	12,934	348,644	58,345
4.2 Sealift	0	0	0	0	88,474	13,304	0	0	5,791	0	94,265	13,304
4.4 Port Handling/Inland Transportation	0	0	0	0	50,990	7,278	709	366	23,088	395	74,787	8,039
4.5 Other Transportation	0	0	0	0	68,301	8,226	169	6	2,095	306	70,565	8,538
4.6 Second Destination Transportation	0	0	0	0	137,850	39,677	0	0	1,980	0	139,830	39,677
4.8 Retrograde of Personnel and Equipment	0	0	0	0	309	137	0	0	0	0	309	137
4.0 Transportation Sub-Total	0	0	0	0	667,367	114,033	1,268	372	59,765	13,635	728,400	128,040
7.2.1 Transportation Support	0	0	0	0	28,000	1,000	0	0	0	0	28,000	1,000
7.3.05 Defense Forces Training and Operations	0	0	0	0	56	0	0	0	0	0	56	0
7.4.1 Afghanistan (CERP)	0	0	0	0	1,567	450	0	0	0	0	1,567	450
7.6.2 U.S. Trainer/Enabler	0	0	0	0	0	0	0	0	3	3	3	3
7.0 Other Support Sub-Total	0	0	0	0	29,623	1,450	0	0	3	3	29,626	1,453

COST OF WAR
Operation and Maintenance (O&M) Summary Execution by Operation, Component, and Cost Breakdown Structure (CBS)
Beginning Fiscal Year - 2019
(Amounts in Thousands)
As of December 31, 2018

Component	Operation New Dawn (OND) / Post-OND Iraq Activities		Operation Enduring Freedom		Operation Freedom's Sentinel		Operation Noble Eagle		Operation Inherent Resolve		Summary	
	Obligations Year To Date	Disbursements Year To Date	Obligations Year To Date	Disbursements Year To Date	Obligations Year To Date	Disbursements Year To Date	Obligations Year To Date	Disbursements Year To Date	Obligations Year To Date	Disbursements Year To Date	Obligations Year To Date	Disbursements Year To Date
Grand Total	0	0	0	0	7,037,908	1,371,697	21,130	5,389	1,157,019	456,476	8,216,057	1,833,562
Army Total	0	0	0	0	3,771,221	466,624	14,694	2,510	643,676	61,805	4,429,591	530,939
1.2.1 Civilian Premium Pay	0	0	0	0	23,892	16,370	1,132	92	3,131	3,092	28,155	19,554
1.2.2 Civilian Temporary Hires	0	0	0	0	1,412	134	0	0	19	19	1,431	153
1.0 Personnel Sub-Total	0	0	0	0	25,304	16,504	1,132	92	3,150	3,111	29,586	19,707
2.1 Temporary Duty (TDY)/Additional Duty (TAD)	0	0	0	0	91,264	18,182	3,031	1,752	16,958	3,029	111,253	22,963
2.2 Clothing and Other Personnel Equipment & Supplies	0	0	0	0	196,446	3,170	0	0	0	0	196,446	3,170
2.2.1 Organizational Clothing	0	0	0	0	4,215	0	0	0	0	0	4,215	0
2.3 Medical Support/Health Services	0	0	0	0	11,740	7,059	0	0	2,134	1,693	13,874	8,752
2.4 Reserve Component Activation/Deactivation	0	0	0	0	2,040	1,027	0	0	0	0	2,040	1,027
2.5 Other Personnel Support	0	0	0	0	7,623	682	0	0	16,189	14,960	23,812	15,642
2.6 Rest & Recreation	0	0	0	0	550	550	0	0	0	0	550	550
2.0 Personnel Support Sub-Total	0	0	0	0	313,878	30,670	3,031	1,752	35,281	19,682	352,190	52,104
3.1 Training	0	0	0	0	13,172	133	0	0	100	0	13,272	133
3.2 Operations (OPTEMPO) (Fuel, Other POL, Parts)	0	0	0	0	320,158	159,620	191	131	57,564	24,064	377,913	183,815
3.3 Other Supplies & Equipment	0	0	0	0	239,505	55,442	36	26	17,622	5,821	257,163	61,289
3.4 Facilities/Base Support	0	0	0	0	293,073	4,684	487	30	200,926	935	494,486	5,649
3.5.1 Organization Level Maintenance	0	0	0	0	71,152	19,657	0	0	0	0	71,152	19,657
3.5.2 Intermediate Level Maintenance	0	0	0	0	113,070	557	0	0	0	0	113,070	557
3.5.3 Depot Level Maintenance	0	0	0	0	264,398	5,987	0	0	715	430	265,113	6,417
3.5.4 Contractor Logistics Support	0	0	0	0	347,828	16,933	8,631	70	22,719	0	379,178	17,003
3.5.6 MRAP Vehicles Equipment Maintenance	0	0	0	0	41,613	105	0	0	0	0	41,613	105
3.6 (C4I)	0	0	0	0	900,540	70,581	111	10	167,151	4,978	1,067,802	75,569
3.7 Other Services and Miscellaneous Contracts	0	0	0	0	609,140	38,411	366	33	105,204	2,389	714,710	40,833
3.9 Psychological Operations (Information Operations)	0	0	0	0	110	110	0	0	0	0	110	110
3.0 Operating Support Sub-Total	0	0	0	0	3,213,759	372,220	9,822	300	572,001	38,617	3,795,582	411,137
4.1 Airlift	0	0	0	0	27,029	0	0	0	2,395	0	29,424	0
4.2 Sealift	0	0	0	0	3,295	0	0	0	5,791	0	9,086	0
4.4 Port Handling/Inland Transportation	0	0	0	0	48,488	7,117	709	366	23,078	395	72,275	7,878
4.5 Other Transportation	0	0	0	0	9	0	0	0	0	0	9	0
4.6 Second Destination Transportation	0	0	0	0	137,836	39,663	0	0	1,980	0	139,816	39,663
4.0 Transportation Sub-Total	0	0	0	0	216,657	46,780	709	366	33,244	395	250,610	47,541
7.3.05 Defense Forces Training and Operations	0	0	0	0	56	0	0	0	0	0	56	0
7.4.1 Afghanistan (CERP)	0	0	0	0	1,567	450	0	0	0	0	1,567	450
7.0 Other Support Sub-Total	0	0	0	0	1,623	450	0	0	0	0	1,623	450
Navy/Marine Corps Total	0	0	0	0	1,278,452	348,430	0	0	92,373	49,190	1,370,825	397,620
Navy Total	0	0	0	0	1,071,156	299,404	0	0	85,522	47,611	1,156,678	347,015
1.2.1 Civilian Premium Pay	0	0	0	0	1,667	936	0	0	103	103	1,770	1,039
1.2.2 Civilian Temporary Hires	0	0	0	0	253	253	0	0	0	0	253	253
1.0 Personnel Sub-Total	0	0	0	0	1,920	1,189	0	0	103	103	2,023	1,292
2.1 Temporary Duty (TDY)/Additional Duty (TAD)	0	0	0	0	51,045	15,207	0	0	505	480	51,550	15,687
2.2 Clothing and Other Personnel Equipment & Supplies	0	0	0	0	1,929	371	0	0	0	0	1,929	371
2.3 Medical Support/Health Services	0	0	0	0	229	0	0	0	0	0	229	0
2.4 Reserve Component Activation/Deactivation	0	0	0	0	194	116	0	0	0	0	194	116
2.5 Other Personnel Support	0	0	0	0	232	90	0	0	0	0	232	90
2.0 Personnel Support Sub-Total	0	0	0	0	53,629	15,784	0	0	505	480	54,134	16,264
3.1 Training	0	0	0	0	10,683	4,228	0	0	526	51	11,209	4,279
3.2 Operations (OPTEMPO) (Fuel, Other POL, Parts)	0	0	0	0	220,473	147,155	0	0	31,604	23,318	252,077	170,473
3.2.7 Other (OPTEMPO) (Explanation Required)	0	0	0	0	1,322	203	0	0	0	0	1,322	203
3.3 Other Supplies & Equipment	0	0	0	0	78,744	35,285	0	0	23,001	18,484	101,745	53,769
3.4 Facilities/Base Support	0	0	0	0	85,000	40	0	0	0	0	85,000	40
3.5.1 Organization Level Maintenance	0	0	0	0	19,242	13,110	0	0	399	0	19,641	13,110
3.5.2 Intermediate Level Maintenance	0	0	0	0	4,110	135	0	0	200	0	4,310	135
3.5.3 Depot Level Maintenance	0	0	0	0	376,292	60,028	0	0	18,619	4,392	394,911	64,420
3.5.4 Contractor Logistics Support	0	0	0	0	295	195	0	0	8,500	0	8,795	195
3.6 (C4I)	0	0	0	0	15,404	559	0	0	0	0	15,404	559

COST OF WAR
Operation and Maintenance (O&M) Summary Execution by Operation, Component, and Cost Breakdown Structure (CBS)
Beginning Fiscal Year - 2019
(Amounts in Thousands)
As of December 31, 2018

Component	Operation New Dawn (OND) / Post-OND Iraq Activities		Operation Enduring Freedom		Operation Freedom's Sentinel		Operation Noble Eagle		Operation Inherent Resolve		Summary	
	Obligations Year To Date	Disbursements Year To Date	Obligations Year To Date	Disbursements Year To Date	Obligations Year To Date	Disbursements Year To Date	Obligations Year To Date	Disbursements Year To Date	Obligations Year To Date	Disbursements Year To Date	Obligations Year To Date	Disbursements Year To Date
3.7 Other Services and Miscellaneous Contracts	0	0	0	0	74,327	3,451	0	0	1,490	208	75,817	3,659
3.8 IED Operation	0	0	0	0	100	8	0	0	0	0	100	8
3.0 Operating Support Sub-Total	0	0	0	0	885,992	264,397	0	0	84,339	46,453	970,331	310,850
4.1 Airlift	0	0	0	0	50,966	4,716	0	0	575	575	51,541	5,291
4.2 Sealift	0	0	0	0	71,744	13,304	0	0	0	0	71,744	13,304
4.5 Other Transportation	0	0	0	0	6,891	0	0	0	0	0	6,891	0
4.6 Second Destination Transportation	0	0	0	0	14	14	0	0	0	0	14	14
4.0 Transportation Sub-Total	0	0	0	0	129,615	18,034	0	0	575	575	130,190	18,609
Marine Corps Total	0	0	0	0	207,296	49,026	0	0	6,851	1,579	214,147	50,605
1.2.1 Civilian Premium Pay	0	0	0	0	246	36	0	0	0	0	246	36
1.2.2 Civilian Temporary Hires	0	0	0	0	94	68	0	0	0	0	94	68
1.0 Personnel Sub-Total	0	0	0	0	340	104	0	0	0	0	340	104
2.1 Temporary Duty (TDY)/Additional Duty (TAD)	0	0	0	0	19,579	8,799	0	0	4,142	498	23,721	9,297
2.3 Medical Support/Health Services	0	0	0	0	1,040	79	0	0	0	0	1,040	79
2.0 Personnel Support Sub-Total	0	0	0	0	20,619	8,878	0	0	4,142	498	24,761	9,376
3.1 Training	0	0	0	0	2,053	989	0	0	19	0	2,072	989
3.2 Operations (OPTEMPO) (Fuel, Other POL, Parts)	0	0	0	0	16,337	7,071	0	0	101	86	16,438	7,157
3.3 Other Supplies & Equipment	0	0	0	0	7,111	2,695	0	0	134	2	7,245	2,697
3.4 Facilities/Base Support	0	0	0	0	18,596	1,648	0	0	0	0	18,596	1,648
3.5.3 Depot Level Maintenance	0	0	0	0	22,624	378	0	0	0	0	22,624	378
3.5.4 Contractor Logistics Support	0	0	0	0	4,519	152	0	0	132	0	4,651	152
3.6 (C4I)	0	0	0	0	1,911	19	0	0	253	0	2,164	19
3.7 Other Services and Miscellaneous Contracts	0	0	0	0	70,427	22,143	0	0	2,025	945	72,452	23,088
3.0 Operating Support Sub-Total	0	0	0	0	143,578	35,095	0	0	2,664	1,033	146,242	36,128
4.1 Airlift	0	0	0	0	24,564	0	0	0	0	0	24,564	0
4.2 Sealift	0	0	0	0	12,300	0	0	0	0	0	12,300	0
4.5 Other Transportation	0	0	0	0	5,895	4,949	0	0	45	48	5,940	4,997
4.0 Transportation Sub-Total	0	0	0	0	42,759	4,949	0	0	45	48	42,804	4,997
Air Force Total	0	0	0	0	1,434,635	360,887	6,436	2,879	375,166	318,929	1,816,237	682,695
1.2.2 Civilian Temporary Hires	0	0	0	0	16,483	15,073	1,189	876	1,281	1,042	18,953	16,991
1.0 Personnel Sub-Total	0	0	0	0	16,483	15,073	1,189	876	1,281	1,042	18,953	16,991
2.1 Temporary Duty (TDY)/Additional Duty (TAD)	0	0	0	0	58,733	18,739	3,221	544	7,955	2,266	69,909	21,549
2.2 Clothing and Other Personnel Equipment & Supplies	0	0	0	0	856	616	0	0	1	1	857	617
2.3 Medical Support/Health Services	0	0	0	0	6,589	3,964	0	0	912	598	7,501	4,562
2.5 Other Personnel Support	0	0	0	0	2,612	498	0	0	1,950	11	4,562	509
2.0 Personnel Support Sub-Total	0	0	0	0	68,790	23,817	3,221	544	10,818	2,876	82,829	27,237
3.1 Training	0	0	0	0	363	0	0	0	1,214	0	1,577	0
3.2 Operations (OPTEMPO) (Fuel, Other POL, Parts)	0	0	0	0	146,878	146,379	1,419	1,419	293,624	292,738	441,921	440,536
3.3 Other Supplies & Equipment	0	0	0	0	128,698	38,421	40	26	12,724	9,291	141,462	47,738
3.4 Facilities/Base Support	0	0	0	0	38,179	13,742	8	8	6,148	180	44,335	13,930
3.5.3 Depot Level Maintenance	0	0	0	0	514,847	18,373	0	0	400	0	515,247	18,373
3.6 (C4I)	0	0	0	0	156,139	41,975	0	0	1,161	17	157,300	41,992
3.7 Other Services and Miscellaneous Contracts	0	0	0	0	183,333	24,271	0	0	21,957	165	205,290	24,436
3.0 Operating Support Sub-Total	0	0	0	0	1,168,437	283,161	1,467	1,453	337,228	302,391	1,507,132	587,005
4.1 Airlift	0	0	0	0	164,670	35,414	390	0	23,841	12,359	188,901	47,773
4.2 Sealift	0	0	0	0	10	0	0	0	0	0	10	0
4.4 Port Handling/Inland Transportation	0	0	0	0	2,050	13	0	0	0	0	2,050	13
4.5 Other Transportation	0	0	0	0	13,886	3,272	169	6	1,995	258	16,050	3,536
4.8 Retrograde of Personnel and Equipment	0	0	0	0	309	137	0	0	0	0	309	137
4.0 Transportation Sub-Total	0	0	0	0	180,925	38,836	559	6	25,836	12,617	207,320	51,459
7.6.2 U.S. Trainer/Enabler	0	0	0	0	0	0	0	0	3	3	3	3
7.0 Other Support Sub-Total	0	0	0	0	0	0	0	0	3	3	3	3
Defense Health Program Total	0	0	0	0	86,641	70,318	0	0	0	0	86,641	70,318
2.3 Medical Support/Health Services	0	0	0	0	86,641	70,318	0	0	0	0	86,641	70,318

COST OF WAR
Operation and Maintenance (O&M) Summary Execution by Operation, Component, and Cost Breakdown Structure (CBS)
Beginning Fiscal Year - 2019
(Amounts in Thousands)
As of December 31, 2018

Component	Operation New Dawn (OND) / Post-OND Iraq Activities		Operation Enduring Freedom		Operation Freedom's Sentinel		Operation Noble Eagle		Operation Inherent Resolve		Summary	
	Obligations Year To Date	Disbursements Year To Date	Obligations Year To Date	Disbursements Year To Date	Obligations Year To Date	Disbursements Year To Date	Obligations Year To Date	Disbursements Year To Date	Obligations Year To Date	Disbursements Year To Date	Obligations Year To Date	Disbursements Year To Date
2.0 Personnel Support Sub-Total	0	0	0	0	86,641	70,318	0	0	0	0	86,641	70,318
DODIG Total	0	0	0	0	1,807	755	0	0	3,494	2,409	5,301	3,164
1.2.1 Civilian Premium Pay	0	0	0	0	277	192	0	0	515	356	792	548
1.2.2 Civilian Temporary Hires	0	0	0	0	1,441	518	0	0	2,672	1,884	4,113	2,402
1.0 Personnel Sub-Total	0	0	0	0	1,718	710	0	0	3,187	2,240	4,905	2,950
2.1 Temporary Duty (TDY)/Additional Duty (TAD)	0	0	0	0	22	0	0	0	49	6	71	6
2.2.1 Organizational Clothing	0	0	0	0	67	45	0	0	255	160	322	205
2.0 Personnel Support Sub-Total	0	0	0	0	89	45	0	0	304	166	393	211
3.1 Training	0	0	0	0	0	0	0	0	2	2	2	2
3.7 Other Services and Miscellaneous Contracts	0	0	0	0	0	0	0	0	1	1	1	1
3.0 Operating Support Sub-Total	0	0	0	0	0	0	0	0	3	3	3	3
Defense Agency Total	0	0	0	0	465,152	124,683	0	0	42,310	24,143	507,462	148,826
1.2.1 Civilian Premium Pay	0	0	0	0	12,752	8,382	0	0	529	521	13,281	8,903
1.2.2 Civilian Temporary Hires	0	0	0	0	1,748	1,270	0	0	89	88	1,837	1,358
1.0 Personnel Sub-Total	0	0	0	0	14,500	9,652	0	0	618	609	15,118	10,261
2.1 Temporary Duty (TDY)/Additional Duty (TAD)	0	0	0	0	35,516	10,064	0	0	14,270	3,694	49,786	13,758
2.2 Clothing and Other Personnel Equipment & Supplies	0	0	0	0	403	0	0	0	50	0	453	0
2.3 Medical Support/Health Services	0	0	0	0	1,673	2	0	0	486	0	2,159	2
2.5 Other Personnel Support	0	0	0	0	8,270	0	0	0	0	0	8,270	0
2.0 Personnel Support Sub-Total	0	0	0	0	45,862	10,066	0	0	14,806	3,694	60,668	13,760
3.1 Training	0	0	0	0	2,416	221	0	0	263	46	2,679	267
3.2 Operations (OPTEMPO) (Fuel, Other POL, Parts)	0	0	0	0	20,484	10,980	0	0	11,634	11,634	32,118	22,614
3.3 Other Supplies & Equipment	0	0	0	0	21,699	2,553	0	0	5,022	87	26,721	2,640
3.4 Facilities/Base Support	0	0	0	0	1,234	0	0	0	13	13	1,247	13
3.5.1 Organization Level Maintenance	0	0	0	0	62	57	0	0	2	2	64	59
3.5.2 Intermediate Level Maintenance	0	0	0	0	339	162	0	0	0	0	339	162
3.5.4 Contractor Logistics Support	0	0	0	0	25,125	8,362	0	0	1,110	677	26,235	9,039
3.6 (C4I)	0	0	0	0	33,425	3	0	0	637	0	34,062	3
3.7 Other Services and Miscellaneous Contracts	0	0	0	0	174,595	76,193	0	0	8,140	7,381	182,735	83,574
3.0 Operating Support Sub-Total	0	0	0	0	279,379	98,531	0	0	26,821	19,840	306,200	118,371
4.1 Airlift	0	0	0	0	54,214	5,281	0	0	0	0	54,214	5,281
4.2 Sealfit	0	0	0	0	1,125	0	0	0	0	0	1,125	0
4.4 Port Handling/Inland Transportation	0	0	0	0	452	148	0	0	10	0	462	148
4.5 Other Transportation	0	0	0	0	41,620	5	0	0	55	0	41,675	5
4.0 Transportation Sub-Total	0	0	0	0	97,411	5,434	0	0	65	0	97,476	5,434
7.2.1 Transportation Support	0	0	0	0	28,000	1,000	0	0	0	0	28,000	1,000
7.0 Other Support Sub-Total	0	0	0	0	28,000	1,000	0	0	0	0	28,000	1,000

COST OF WAR
Operation and Maintenance (O&M) Summary Execution by Operation, Component, Appropriation and Cost Breakdown Structure (CBS)
Beginning Fiscal Year - 2019
(Amounts in Thousands)
As of December 31, 2018

Component and Appropriation	Operation New Dawn (OND) / Post-OND Iraq Activities		Operation Enduring Freedom		Operation Freedom's Sentinel		Operation Noble Eagle		Operation Inherent Resolve		Summary	
	Obligations Year to Date	Disbursements Year to Date	Obligations Year to Date	Disbursements Year to Date	Obligations Year to Date	Disbursements Year to Date	Obligations Year to Date	Disbursements Year to Date	Obligations Year to Date	Disbursements Year to Date	Obligations Year to Date	Disbursements Year to Date
Grand Total	0	0	0	0	7,037,908	1,371,697	21,130	5,389	1,157,019	456,476	8,216,057	1,833,562
Army Total	0	0	0	0	3,771,221	466,624	14,694	2,510	643,676	61,805	4,429,591	530,939
Army Active Total	0	0	0	0	3,744,589	461,879	14,694	2,510	643,676	61,805	4,402,959	526,194
Operation and Maintenance, Army												
1.2.1 Civilian Premium Pay	0	0	0	0	23,805	16,308	1,132	92	3,131	3,092	28,068	19,492
1.2.2 Civilian Temporary Hires	0	0	0	0	1,412	134	0	0	19	19	1,431	153
1.0 Personnel Sub-Total	0	0	0	0	25,217	16,442	1,132	92	3,150	3,111	29,499	19,645
2.1 Temporary Duty (TDY)/Additional Duty (TAD)	0	0	0	0	90,263	17,625	3,031	1,752	16,958	3,029	110,252	22,406
2.2 Clothing and Other Personnel Equipment & Supplies	0	0	0	0	196,446	3,170	0	0	0	0	196,446	3,170
2.2.1 Organizational Clothing	0	0	0	0	4,215	0	0	0	0	0	4,215	0
2.3 Medical Support/Health Services	0	0	0	0	10,520	6,970	0	0	2,134	1,693	12,654	8,663
2.5 Other Personnel Support	0	0	0	0	6,521	557	0	0	16,189	14,960	22,710	15,517
2.6 Rest & Recreation	0	0	0	0	550	550	0	0	0	0	550	550
2.0 Personnel Support Sub-Total	0	0	0	0	308,515	28,872	3,031	1,752	35,281	19,682	346,827	50,306
3.1 Training	0	0	0	0	13,172	133	0	0	100	0	13,272	133
3.2 Operations (OPTEMPO) (Fuel, Other POL, Parts)	0	0	0	0	305,526	158,008	191	131	57,564	24,064	363,281	182,203
3.3 Other Supplies & Equipment	0	0	0	0	238,438	55,319	36	26	17,622	5,821	256,096	61,166
3.4 Facilities/Base Support	0	0	0	0	292,710	4,665	487	30	200,926	935	494,123	5,630
3.5.1 Organization Level Maintenance	0	0	0	0	71,152	19,657	0	0	0	0	71,152	19,657
3.5.2 Intermediate Level Maintenance	0	0	0	0	113,070	557	0	0	0	0	113,070	557
3.5.3 Depot Level Maintenance	0	0	0	0	264,398	5,987	0	0	715	430	265,113	6,417
3.5.4 Contractor Logistics Support	0	0	0	0	347,778	16,933	8,631	70	22,719	0	379,128	17,003
3.5.6 MRAP Vehicles Equipment Maintenance	0	0	0	0	41,613	105	0	0	0	0	41,613	105
3.6 (C4I)	0	0	0	0	897,632	69,938	111	10	167,151	4,978	1,064,894	74,926
3.7 Other Services and Miscellaneous Contracts	0	0	0	0	607,113	37,929	366	33	105,204	2,389	712,683	40,351
3.9 Psychological Operations (Information Operations)	0	0	0	0	110	110	0	0	0	0	110	110
3.0 Operating Support Sub-Total	0	0	0	0	3,192,712	369,341	9,822	300	572,001	38,617	3,774,535	408,258
4.1 Airlift	0	0	0	0	27,029	0	0	0	2,395	0	29,424	0
4.2 Sealift	0	0	0	0	3,295	0	0	0	5,791	0	9,086	0
4.4 Port Handling/Inland Transportation	0	0	0	0	48,353	7,111	709	366	23,078	395	72,140	7,872
4.5 Other Transportation	0	0	0	0	9	0	0	0	0	0	9	0
4.6 Second Destination Transportation	0	0	0	0	137,836	39,663	0	0	1,980	0	139,816	39,663
4.0 Transportation Sub-Total	0	0	0	0	216,522	46,774	709	366	33,244	395	250,475	47,535
7.4.1 Afghanistan (CERP)	0	0	0	0	1,567	450	0	0	0	0	1,567	450
7.0 Other Support Sub-Total	0	0	0	0	1,567	450	0	0	0	0	1,567	450
Afghanistan Security Forces Fund, Army												
7.3.05 Defense Forces Training and Operations	0	0	0	0	56	0	0	0	0	0	56	0
7.0 Other Support Sub-Total	0	0	0	0	56	0	0	0	0	0	56	0
Army Reserve Total	0	0	0	0	3,616	681	0	0	0	0	3,616	681
Operation and Maintenance, Army Reserve												
2.1 Temporary Duty (TDY)/Additional Duty (TAD)	0	0	0	0	959	518	0	0	0	0	959	518
2.3 Medical Support/Health Services	0	0	0	0	1,194	82	0	0	0	0	1,194	82
2.5 Other Personnel Support	0	0	0	0	944	0	0	0	0	0	944	0
2.0 Personnel Support Sub-Total	0	0	0	0	3,097	600	0	0	0	0	3,097	600
3.3 Other Supplies & Equipment	0	0	0	0	64	13	0	0	0	0	64	13
3.4 Facilities/Base Support	0	0	0	0	22	14	0	0	0	0	22	14
3.7 Other Services and Miscellaneous Contracts	0	0	0	0	377	50	0	0	0	0	377	50
3.0 Operating Support Sub-Total	0	0	0	0	463	77	0	0	0	0	463	77
4.4 Port Handling/Inland Transportation	0	0	0	0	56	4	0	0	0	0	56	4
4.0 Transportation Sub-Total	0	0	0	0	56	4	0	0	0	0	56	4
Army National Guard Total	0	0	0	0	23,016	4,064	0	0	0	0	23,016	4,064
Operation and Maintenance, Army Natl Guard												
1.2.1 Civilian Premium Pay	0	0	0	0	87	62	0	0	0	0	87	62

COST OF WAR
Operation and Maintenance (O&M) Summary Execution by Operation, Component, Appropriation and Cost Breakdown Structure (CBS)
Beginning Fiscal Year - 2019
(Amounts in Thousands)
As of December 31, 2018

Component and Appropriation	Operation New Dawn (OND) / Post-OND Iraq Activities		Operation Enduring Freedom		Operation Freedom's Sentinel		Operation Noble Eagle		Operation Inherent Resolve		Summary	
	Obligations Year to Date	Disbursements Year to Date	Obligations Year to Date	Disbursements Year to Date	Obligations Year to Date	Disbursements Year to Date	Obligations Year to Date	Disbursements Year to Date	Obligations Year to Date	Disbursements Year to Date	Obligations Year to Date	Disbursements Year to Date
1.0 Personnel Sub-Total	0	0	0	0	87	62	0	0	0	0	87	62
2.1 Temporary Duty (TDY)/Additional Duty (TAD)	0	0	0	0	42	39	0	0	0	0	42	39
2.3 Medical Support/Health Services	0	0	0	0	26	7	0	0	0	0	26	7
2.4 Reserve Component Activation/Deactivation	0	0	0	0	2,040	1,027	0	0	0	0	2,040	1,027
2.5 Other Personnel Support	0	0	0	0	158	125	0	0	0	0	158	125
2.0 Personnel Support Sub-Total	0	0	0	0	2,266	1,198	0	0	0	0	2,266	1,198
3.2 Operations (OPTEMPO) (Fuel, Other POL, Parts)	0	0	0	0	14,632	1,612	0	0	0	0	14,632	1,612
3.3 Other Supplies & Equipment	0	0	0	0	1,003	110	0	0	0	0	1,003	110
3.4 Facilities/Base Support	0	0	0	0	341	5	0	0	0	0	341	5
3.5.4 Contractor Logistics Support	0	0	0	0	50	0	0	0	0	0	50	0
3.6 (C4I)	0	0	0	0	2,908	643	0	0	0	0	2,908	643
3.7 Other Services and Miscellaneous Contracts	0	0	0	0	1,650	432	0	0	0	0	1,650	432
3.0 Operating Support Sub-Total	0	0	0	0	20,584	2,802	0	0	0	0	20,584	2,802
4.4 Port Handling/Inland Transportation	0	0	0	0	79	2	0	0	0	0	79	2
4.0 Transportation Sub-Total	0	0	0	0	79	2	0	0	0	0	79	2
Navy/Marine Corps Total	0	0	0	0	1,278,452	348,430	0	0	92,373	49,190	1,370,825	397,620
Navy Total	0	0	0	0	1,071,156	299,404	0	0	85,522	47,611	1,156,678	347,015
Navy Active Total	0	0	0	0	1,064,490	299,287	0	0	84,411	47,611	1,148,901	346,898
Operation and Maintenance, Navy												
1.2.1 Civilian Premium Pay	0	0	0	0	1,667	936	0	0	103	103	1,770	1,039
1.2.2 Civilian Temporary Hires	0	0	0	0	253	253	0	0	0	0	253	253
1.0 Personnel Sub-Total	0	0	0	0	1,920	1,189	0	0	103	103	2,023	1,292
2.1 Temporary Duty (TDY)/Additional Duty (TAD)	0	0	0	0	51,045	15,207	0	0	505	480	51,550	15,687
2.2 Clothing and Other Personnel Equipment & Supplies	0	0	0	0	1,913	371	0	0	0	0	1,913	371
2.3 Medical Support/Health Services	0	0	0	0	229	0	0	0	0	0	229	0
2.5 Other Personnel Support	0	0	0	0	232	90	0	0	0	0	232	90
2.0 Personnel Support Sub-Total	0	0	0	0	53,419	15,668	0	0	505	480	53,924	16,148
3.1 Training	0	0	0	0	10,683	4,228	0	0	526	51	11,209	4,279
3.2 Operations (OPTEMPO) (Fuel, Other POL, Parts)	0	0	0	0	220,473	147,155	0	0	31,604	23,318	252,077	170,473
3.2.7 Other (OPTEMPO) (Explanation Required)	0	0	0	0	1,322	203	0	0	0	0	1,322	203
3.3 Other Supplies & Equipment	0	0	0	0	78,744	35,285	0	0	23,001	18,484	101,745	53,769
3.4 Facilities/Base Support	0	0	0	0	85,000	40	0	0	0	0	85,000	40
3.5.1 Organization Level Maintenance	0	0	0	0	19,242	13,110	0	0	399	0	19,641	13,110
3.5.2 Intermediate Level Maintenance	0	0	0	0	4,110	135	0	0	200	0	4,310	135
3.5.3 Depot Level Maintenance	0	0	0	0	369,836	60,027	0	0	17,508	4,392	387,344	64,419
3.5.4 Contractor Logistics Support	0	0	0	0	295	195	0	0	8,500	0	8,795	195
3.6 (C4I)	0	0	0	0	15,404	559	0	0	0	0	15,404	559
3.7 Other Services and Miscellaneous Contracts	0	0	0	0	74,327	3,451	0	0	1,490	208	75,817	3,659
3.8 IED Operation	0	0	0	0	100	8	0	0	0	0	100	8
3.0 Operating Support Sub-Total	0	0	0	0	879,536	264,396	0	0	83,228	46,453	962,764	310,849
4.1 Airlift	0	0	0	0	50,966	4,716	0	0	575	575	51,541	5,291
4.2 Sealift	0	0	0	0	71,744	13,304	0	0	0	0	71,744	13,304
4.5 Other Transportation	0	0	0	0	6,891	0	0	0	0	0	6,891	0
4.6 Second Destination Transportation	0	0	0	0	14	14	0	0	0	0	14	14
4.0 Transportation Sub-Total	0	0	0	0	129,615	18,034	0	0	575	575	130,190	18,609
Navy Reserve Total	0	0	0	0	6,666	117	0	0	1,111	0	7,777	117
Operation and Maintenance, Navy Reserve												
2.2 Clothing and Other Personnel Equipment & Supplies	0	0	0	0	16	0	0	0	0	0	16	0
2.4 Reserve Component Activation/Deactivation	0	0	0	0	194	116	0	0	0	0	194	116
2.0 Personnel Support Sub-Total	0	0	0	0	210	116	0	0	0	0	210	116
3.5.3 Depot Level Maintenance	0	0	0	0	6,456	1	0	0	1,111	0	7,567	1
3.0 Operating Support Sub-Total	0	0	0	0	6,456	1	0	0	1,111	0	7,567	1
Marine Corps Total	0	0	0	0	207,296	49,026	0	0	6,851	1,579	214,147	50,605

COST OF WAR
Operation and Maintenance (O&M) Summary Execution by Operation, Component, Appropriation and Cost Breakdown Structure (CBS)
Beginning Fiscal Year - 2019
(Amounts in Thousands)
As of December 31, 2018

Component and Appropriation	Operation New Dawn (OND) / Post-OND Iraq Activities		Operation Enduring Freedom		Operation Freedom's Sentinel		Operation Noble Eagle		Operation Inherent Resolve		Summary	
	Obligations Year to Date	Disbursements Year to Date	Obligations Year to Date	Disbursements Year to Date	Obligations Year to Date	Disbursements Year to Date	Obligations Year to Date	Disbursements Year to Date	Obligations Year to Date	Disbursements Year to Date	Obligations Year to Date	Disbursements Year to Date
Marine Corps Active Total	0	0	0	0	206,823	48,994	0	0	6,851	1,579	213,674	50,573
Operation and Maintenance, Marine Corps												
1.2.1 Civilian Premium Pay	0	0	0	0	246	36	0	0	0	0	246	36
1.2.2 Civilian Temporary Hires	0	0	0	0	94	68	0	0	0	0	94	68
1.0 Personnel Sub-Total	0	0	0	0	340	104	0	0	0	0	340	104
2.1 Temporary Duty (TDY)/Additional Duty (TAD)	0	0	0	0	19,513	8,776	0	0	4,142	498	23,655	9,274
2.3 Medical Support/Health Services	0	0	0	0	1,040	79	0	0	0	0	1,040	79
2.0 Personnel Support Sub-Total	0	0	0	0	20,553	8,855	0	0	4,142	498	24,695	9,353
3.1 Training	0	0	0	0	2,053	989	0	0	19	0	2,072	989
3.2 Operations (OPTEMPO) (Fuel, Other POL, Parts)	0	0	0	0	15,939	7,071	0	0	101	86	16,040	7,157
3.3 Other Supplies & Equipment	0	0	0	0	7,102	2,686	0	0	134	2	7,236	2,688
3.4 Facilities/Base Support	0	0	0	0	18,596	1,648	0	0	0	0	18,596	1,648
3.5.3 Depot Level Maintenance	0	0	0	0	22,624	378	0	0	0	0	22,624	378
3.5.4 Contractor Logistics Support	0	0	0	0	4,519	152	0	0	132	0	4,651	152
3.6 (C4I)	0	0	0	0	1,911	19	0	0	253	0	2,164	19
3.7 Other Services and Miscellaneous Contracts	0	0	0	0	70,427	22,143	0	0	2,025	945	72,452	23,088
3.0 Operating Support Sub-Total	0	0	0	0	143,171	35,086	0	0	2,664	1,033	145,835	36,119
4.1 Airlift	0	0	0	0	24,564	0	0	0	0	0	24,564	0
4.2 Sealift	0	0	0	0	12,300	0	0	0	0	0	12,300	0
4.5 Other Transportation	0	0	0	0	5,895	4,949	0	0	45	48	5,940	4,997
4.0 Transportation Sub-Total	0	0	0	0	42,759	4,949	0	0	45	48	42,804	4,997
Marine Corps Reserve Total	0	0	0	0	473	32	0	0	0	0	473	32
Operation and Maintenance, USMC Reserve												
2.1 Temporary Duty (TDY)/Additional Duty (TAD)	0	0	0	0	66	23	0	0	0	0	66	23
2.0 Personnel Support Sub-Total	0	0	0	0	66	23	0	0	0	0	66	23
3.2 Operations (OPTEMPO) (Fuel, Other POL, Parts)	0	0	0	0	398	0	0	0	0	0	398	0
3.3 Other Supplies & Equipment	0	0	0	0	9	9	0	0	0	0	9	9
3.0 Operating Support Sub-Total	0	0	0	0	407	9	0	0	0	0	407	9
Air Force Total	0	0	0	0	1,434,635	360,887	6,436	2,879	375,166	318,929	1,816,237	682,695
Air Force Active Total	0	0	0	0	1,418,859	360,270	6,436	2,879	375,166	318,929	1,800,461	682,078
Operation and Maintenance, Air Force												
1.2.2 Civilian Temporary Hires	0	0	0	0	16,483	15,073	1,189	876	1,281	1,042	18,953	16,991
1.0 Personnel Sub-Total	0	0	0	0	16,483	15,073	1,189	876	1,281	1,042	18,953	16,991
2.1 Temporary Duty (TDY)/Additional Duty (TAD)	0	0	0	0	57,641	18,474	3,221	544	7,955	2,266	68,817	21,284
2.2 Clothing and Other Personnel Equipment & Supplies	0	0	0	0	856	616	0	0	1	1	857	617
2.3 Medical Support/Health Services	0	0	0	0	6,589	3,964	0	0	912	598	7,501	4,562
2.5 Other Personnel Support	0	0	0	0	2,612	498	0	0	1,950	11	4,562	509
2.0 Personnel Support Sub-Total	0	0	0	0	67,698	23,552	3,221	544	10,818	2,876	81,737	26,972
3.1 Training	0	0	0	0	363	0	0	0	1,214	0	1,577	0
3.2 Operations (OPTEMPO) (Fuel, Other POL, Parts)	0	0	0	0	146,878	146,379	1,419	1,419	293,624	292,738	441,921	440,536
3.3 Other Supplies & Equipment	0	0	0	0	128,292	38,280	40	26	12,724	9,291	141,056	47,597
3.4 Facilities/Base Support	0	0	0	0	37,890	13,701	8	8	6,148	180	44,046	13,889
3.5.3 Depot Level Maintenance	0	0	0	0	501,176	18,339	0	0	400	0	501,576	18,339
3.6 (C4I)	0	0	0	0	156,136	41,975	0	0	1,161	17	157,297	41,992
3.7 Other Services and Miscellaneous Contracts	0	0	0	0	183,018	24,135	0	0	21,957	165	204,975	24,300
3.0 Operating Support Sub-Total	0	0	0	0	1,153,753	282,809	1,467	1,453	337,228	302,391	1,492,448	586,653
4.1 Airlift	0	0	0	0	164,670	35,414	390	0	23,841	12,359	188,901	47,773
4.2 Sealift	0	0	0	0	10	0	0	0	0	0	10	0
4.4 Port Handling/Inland Transportation	0	0	0	0	2,050	13	0	0	0	0	2,050	13
4.5 Other Transportation	0	0	0	0	13,886	3,272	169	6	1,995	258	16,050	3,536
4.8 Retrograde of Personnel and Equipment	0	0	0	0	309	137	0	0	0	0	309	137
4.0 Transportation Sub-Total	0	0	0	0	180,925	38,836	559	6	25,836	12,617	207,320	51,459
7.6.2 U.S. Trainer/Enabler	0	0	0	0	0	0	0	0	3	3	3	3

COST OF WAR
Operation and Maintenance (O&M) Summary Execution by Operation, Component, Appropriation and Cost Breakdown Structure (CBS)
Beginning Fiscal Year - 2019
(Amounts in Thousands)
As of December 31, 2018

Component and Appropriation	Operation New Dawn (OND) / Post-OND Iraq Activities		Operation Enduring Freedom		Operation Freedom's Sentinel		Operation Noble Eagle		Operation Inherent Resolve		Summary	
	Obligations Year to Date	Disbursements Year to Date	Obligations Year to Date	Disbursements Year to Date	Obligations Year to Date	Disbursements Year to Date	Obligations Year to Date	Disbursements Year to Date	Obligations Year to Date	Disbursements Year to Date	Obligations Year to Date	Disbursements Year to Date
7.0 Other Support Sub-Total	0	0	0	0	0	0	0	0	3	3	3	3
Air Force Reserve Total	0	0	0	0	14,696	277	0	0	0	0	14,696	277
Operation and Maintenance, Air Force Reserve												
2.1 Temporary Duty (TDY)/Additional Duty (TAD)	0	0	0	0	1,000	236	0	0	0	0	1,000	236
2.0 Personnel Support Sub-Total	0	0	0	0	1,000	236	0	0	0	0	1,000	236
3.3 Other Supplies & Equipment	0	0	0	0	24	7	0	0	0	0	24	7
3.4 Facilities/Base Support	0	0	0	0	1	0	0	0	0	0	1	0
3.5.3 Depot Level Maintenance	0	0	0	0	13,671	34	0	0	0	0	13,671	34
3.0 Operating Support Sub-Total	0	0	0	0	13,696	41	0	0	0	0	13,696	41
Air Force National Guard Total	0	0	0	0	1,080	340	0	0	0	0	1,080	340
Operation and Maintenance, Air Natl Guard												
2.1 Temporary Duty (TDY)/Additional Duty (TAD)	0	0	0	0	92	29	0	0	0	0	92	29
2.0 Personnel Support Sub-Total	0	0	0	0	92	29	0	0	0	0	92	29
3.3 Other Supplies & Equipment	0	0	0	0	382	134	0	0	0	0	382	134
3.4 Facilities/Base Support	0	0	0	0	288	41	0	0	0	0	288	41
3.6 (C4I)	0	0	0	0	3	0	0	0	0	0	3	0
3.7 Other Services and Miscellaneous Contracts	0	0	0	0	315	136	0	0	0	0	315	136
3.0 Operating Support Sub-Total	0	0	0	0	988	311	0	0	0	0	988	311
Defense Health Program Total	0	0	0	0	86,641	70,318	0	0	0	0	86,641	70,318
Defense Health Program, Defense												
2.3 Medical Support/Health Services	0	0	0	0	86,641	70,318	0	0	0	0	86,641	70,318
2.0 Personnel Support Sub-Total	0	0	0	0	86,641	70,318	0	0	0	0	86,641	70,318
DODIG Total	0	0	0	0	1,807	755	0	0	3,494	2,409	5,301	3,164
Office of the Inspector General, Defense												
1.2.1 Civilian Premium Pay	0	0	0	0	277	192	0	0	515	356	792	548
1.2.2 Civilian Temporary Hires	0	0	0	0	1,441	518	0	0	2,672	1,884	4,113	2,402
1.0 Personnel Sub-Total	0	0	0	0	1,718	710	0	0	3,187	2,240	4,905	2,950
2.1 Temporary Duty (TDY)/Additional Duty (TAD)	0	0	0	0	22	0	0	0	49	6	71	6
2.2.1 Organizational Clothing	0	0	0	0	67	45	0	0	255	160	322	205
2.0 Personnel Support Sub-Total	0	0	0	0	89	45	0	0	304	166	393	211
3.1 Training	0	0	0	0	0	0	0	0	2	2	2	2
3.7 Other Services and Miscellaneous Contracts	0	0	0	0	0	0	0	0	1	1	1	1
3.0 Operating Support Sub-Total	0	0	0	0	0	0	0	0	3	3	3	3
Defense Agency Total	0	0	0	0	465,152	124,683	0	0	42,310	24,143	507,462	148,826
Operation and Maintenance, Defense-Wide												
1.2.1 Civilian Premium Pay	0	0	0	0	12,752	8,382	0	0	529	521	13,281	8,903
1.2.2 Civilian Temporary Hires	0	0	0	0	1,748	1,270	0	0	89	88	1,837	1,358
1.0 Personnel Sub-Total	0	0	0	0	14,500	9,652	0	0	618	609	15,118	10,261
2.1 Temporary Duty (TDY)/Additional Duty (TAD)	0	0	0	0	35,516	10,064	0	0	14,270	3,694	49,786	13,758
2.2 Clothing and Other Personnel Equipment & Supplies	0	0	0	0	403	0	0	0	50	0	453	0
2.3 Medical Support/Health Services	0	0	0	0	1,673	2	0	0	486	0	2,159	2
2.5 Other Personnel Support	0	0	0	0	8,270	0	0	0	0	0	8,270	0
2.0 Personnel Support Sub-Total	0	0	0	0	45,862	10,066	0	0	14,806	3,694	60,668	13,760
3.1 Training	0	0	0	0	2,416	221	0	0	263	46	2,679	267
3.2 Operations (OPTEMPO) (Fuel, Other POL, Parts)	0	0	0	0	20,484	10,980	0	0	11,634	11,634	32,118	22,614
3.3 Other Supplies & Equipment	0	0	0	0	21,699	2,553	0	0	5,022	87	26,721	2,640
3.4 Facilities/Base Support	0	0	0	0	1,234	0	0	0	13	13	1,247	13
3.5.1 Organization Level Maintenance	0	0	0	0	62	57	0	0	2	2	64	59
3.5.2 Intermediate Level Maintenance	0	0	0	0	339	162	0	0	0	0	339	162
3.5.4 Contractor Logistics Support	0	0	0	0	25,125	8,362	0	0	1,110	677	26,235	9,039
3.6 (C4I)	0	0	0	0	33,425	3	0	0	637	0	34,062	3

COST OF WAR
Operation and Maintenance (O&M) Summary Execution by Operation, Component, Appropriation and Cost Breakdown Structure (CBS)
Beginning Fiscal Year - 2019
(Amounts in Thousands)
As of December 31, 2018

Component and Appropriation	Operation New Dawn (OND) / Post-OND Iraq Activities		Operation Enduring Freedom		Operation Freedom's Sentinel		Operation Noble Eagle		Operation Inherent Resolve		Summary	
	Obligations Year to Date	Disbursements Year to Date	Obligations Year to Date	Disbursements Year to Date	Obligations Year to Date	Disbursements Year to Date	Obligations Year to Date	Disbursements Year to Date	Obligations Year to Date	Disbursements Year to Date	Obligations Year to Date	Disbursements Year to Date
3.7 Other Services and Miscellaneous Contracts	0	0	0	0	174,595	76,193	0	0	8,140	7,381	182,735	83,574
3.0 Operating Support Sub-Total	0	0	0	0	279,379	98,531	0	0	26,821	19,840	306,200	118,371
4.1 Airlift	0	0	0	0	54,214	5,281	0	0	0	0	54,214	5,281
4.2 Sealift	0	0	0	0	1,125	0	0	0	0	0	1,125	0
4.4 Port Handling/Inland Transportation	0	0	0	0	452	148	0	0	10	0	462	148
4.5 Other Transportation	0	0	0	0	41,620	5	0	0	55	0	41,675	5
4.0 Transportation Sub-Total	0	0	0	0	97,411	5,434	0	0	65	0	97,476	5,434
7.2.1 Transportation Support	0	0	0	0	28,000	1,000	0	0	0	0	28,000	1,000
7.0 Other Support Sub-Total	0	0	0	0	28,000	1,000	0	0	0	0	28,000	1,000

FY 2019 Cost of War for FY 2019 Appropriations

**FY 2019 Estimate of Cost of War for FY 2019 Appropriations
(Amounts in Thousands)
As of December 31, 2018**

APPROPRIATION Fiscal Year 2019 Accounts	Notes	Funds Appropriated 1/	Funds Transferred	Funds Available	Obligations December 2018	Obligations CFI 2/	Disbursements CFI 3/	Unpaid Obligations	Unobligated Balance	Percent Obligated
21 2019/2019 2010 Military Personnel, Army		2,679,436	0	2,679,436	249,863	685,382	685,382	0	1,994,054	26%
21 2019/2019 2070 Reserve Personnel, Army		26,377	0	26,377	2,435	5,740	3,708	2,032	20,637	22%
21 2019/2019 2060 National Guard Personnel, Army		167,383	0	167,383	9,028	23,124	12,925	10,199	144,259	14%
21 2019/2019 2020 Operation and Maintenance, Army		16,753,730	-580,911	16,172,819	1,202,063	4,402,903	526,194	3,876,709	11,769,916	27%
21 2019/2019 2080 Operation and Maintenance, Army Reserve		41,887	0	41,887	1,878	3,616	681	2,935	38,271	9%
21 2019/2019 2065 Operation and Maintenance, Army Natl Guard		110,229	485	110,714	11,235	23,016	4,064	18,952	87,698	21%
21 2019/2021 2031 Aircraft Procurement, Army		292,693	0	292,693	25,086	30,552	20	30,532	262,141	10%
21 2019/2021 2032 Missile Procurement, Army		1,090,966	-8,000	1,082,966	153	153	0	153	1,082,813	0%
21 2019/2021 2033 Procurement of Weapons & Tracked Vehicles		11,662	0	11,662	0	1,009	0	1,009	10,653	9%
21 2019/2021 2034 Procurement of Ammunition, Army		87,414	0	87,414	0	0	0	0	87,414	0%
21 2019/2021 2035 Other Procurement, Army		1,094,975	0	1,094,975	107,510	165,630	71	165,559	929,345	15%
21 2019/2020 2040 Research, Development, Test, and Eval, Army		283,604	0	283,604	7042	24,228	85	24,143	259,376	9%
17 2019/2019 1453 Military Personnel, Navy		382,661	0	382,661	31,295	92,375	90,787	1,588	290,286	24%
17 2019/2019 1405 Reserve Personnel, Navy		11,100	0	11,100	1,005	2,577	2,035	542	8,523	23%
17 2019/2019 1804 Operation and Maintenance, Navy		5,142,756	-590,062	4,552,694	367,196	1,148,901	346,898	802,003	3,403,793	25%
17 2019/2019 1806 Operation and Maintenance, Navy Reserve		25,637	43	25,680	18	7,777	117	7,660	17,903	30%
17 2019/2021 1506 Aircraft Procurement, Navy		232,119	0	232,119	144,447	144,477	0	144,477	87,642	62%
17 2019/2021 1507 Weapons Procurement, Navy		7,634	0	7,634	0	0	0	0	7,634	0%
17 2019/2021 1508 Procurement of Ammunition, Navy and USMC		229,783	0	229,783	15,116	18,081	103	17,978	211,702	8%
17 2019/2021 1810 Other Procurement, Navy		122,723	-4,800	117,923	11,474	12,791	334	12,457	105,132	11%
17 2019/2020 1319 Research, Development, Test, and Eval, Navy		167,812	-117,282	50,530	1,408	8,635	419	8,216	41,895	17%
17 2019/2019 1105 Military Personnel, Marine Corps		109,232	0	109,232	20,557	49,806	49,806	0	59,426	46%
17 2019/2019 1108 Reserve Personnel, Marine Corps		2,380	0	2,380	173	309	0	309	2,071	13%
17 2019/2019 1106 Operation and Maintenance, Marine Corps		1,225,395	-172,601	1,052,794	64,951	213,674	50,573	163,101	839,120	20%
17 2019/2019 1107 Operation and Maintenance, USMC Reserve		3,345	0	3,345	409	473	32	441	2,872	14%
17 2019/2021 1109 Procurement, Marine Corps		58,023	0	58,023	502	502	0	502	57,521	1%
57 2019/2019 3500 Military Personnel, Air Force		910,958	0	910,958	73,288	237,403	237,403	0	673,555	26%
57 2019/2019 3700 Reserve Personnel, Air Force		21,076	0	21,076	1	6,840	1,171	5,669	14,236	32%
57 2019/2019 3850 National Guard Personnel, Air Force		5,460	0	5,460	709	1,302	787	515	4,158	24%
57 2019/2019 3400 Operation and Maintenance, Air Force		9,416,130	-616,431	8,799,699	897,989	1,800,461	682,078	1,118,383	6,999,238	20%
57 2019/2019 3740 Operation and Maintenance, Air Force Reserve		60,500	0	60,500	906	14,696	277	14,419	45,804	24%
57 2019/2019 3840 Operation and Maintenance, Air Natl Guard		15,870	0	15,870	251	1,080	340	740	14,790	7%
57 2019/2021 3010 Aircraft Procurement, Air Force		986,880	-63,640	923,240	55201	62,787	17	62,770	860,453	7%
57 2019/2021 3020 Missile Procurement, Air Force		431,926	0	431,926	0	0	0	0	431,926	0%
57 2019/2021 3011 Procurement of Ammunition, Air Force		1,421,516	-50,000	1,371,516	0	260,485	0	260,485	1,111,031	19%
57 2019/2021 3080 Other Procurement, Air Force		3,509,515	-3,260,032	249,483	0	0	0	0	249,483	0%
57 2019/2020 3600 Research, Development, Test and Eval, Air Force		321,934	-122,990	198,944	3825	4,025	115	3,910	194,919	2%
97 2019/2019 0100 Operation and Maintenance, Defense-Wide		6,248,015	-1,308,538	4,939,477	239952	507,462	148,826	358,636	4,432,015	10%
97 2019/2020 0100 Operation and Maintenance, Defense-Wide		1,693,442	-793,442	900,000	0	0	0	0	900,000	0%
97 2019/2019 0107 Office of the Inspector General, Defense		24,692	0	24,692	1,884	5,301	3,164	2,137	19,391	21%
97 2019/2019 0130 Defense Health Program, Defense		352,068	0	352,068	19,419	86,641	70,318	16,323	265,427	25%
97 2019/2021 0300 Procurement, Defense-Wide		572,135	-39,559	532,576	130,716	130,716	0	130,716	401,860	25%
97 2019/2020 0400 Research, Development, Test and Eval, Defense		403,044	-182,031	221,013	2,614	25,843	39	25,804	195,170	12%
21 2019/2020 2091 Afghanistan Security Forces Fund, Army		5,044,827	-124,827	4,920,000	56	56	0	56	4,919,944	0%
97 2019/2019 0105 Drug Interdiction & Cntr Drug Activities		153,100	0	153,100	0	0	0	0	153,100	0%
21 2019/2020 2099 Counter-ISIL Train and Equip Fund	4/	1,400,000	-47,800	1,352,200	329	329	2,056	-1,727	1,351,871	0%

**FY 2019 Estimate of Cost of War for FY 2019 Appropriations
(Amounts in Thousands)
As of December 31, 2018**

APPROPRIATION Fiscal Year 2019 Accounts	Notes	Funds Appropriated 1/	Funds Transferred	Funds Available	Obligations December 2018	Obligations CFI 2/	Disbursements CFI 3/	Unpaid Obligations	Unobligated Balance	Percent Obligated
Sub-Total		63,354,044	-8,082,418	55,271,626	3,701,984	10,211,158	2,920,825	7,290,333	45,060,468	18%
Non-War Funds		15,433,153	0	15,433,153	0	0	0	0	0	0%
Operation Noble Eagle - Baseline Funds	2/		0	35,073	0	0	0	0	35,073	0%
Grand Total		78,787,197	-8,082,418	70,739,852	3,701,984	10,211,158	2,920,825	7,290,333	45,095,541	14%

**FY 2019 Estimate of Cost of War for FY 2019 Appropriations
(Amounts in Thousands)
As of December 31, 2018**

FY 2019 Status of Funds Footnotes:

1/ Reflects funding provided in Public Law 115-245, "Department of Defense and Labor, Health and Human Services, and Education Appropriations Act, 2019, and Public Law 115-244, "Energy and Water, Legislative Branch, and Military Construction and Veterans Affairs Appropriations Act, 2019"

2/ Obligations include **\$35,073** for Operation Noble Eagle (ONE) as a cost of war.

3/ CFI is Cumulative From Inception.

FY 2019 Cost of War for FY 2018 Appropriations

**FY 2019 Estimate of Cost of War for FY 2018 Appropriations
(Amounts in Thousands)
As of December 31, 2018**

APPROPRIATION Fiscal Year 2018 Accounts	Notes	Funds Appropriated 1/	Funds Transferred	Funds Available	Obligations December 2018	Obligations CFI 2/	Disbursements CFI 3/	Unpaid Obligations	Unobligated Balance	Percent Obligated
21 2018/2018 2010 Military Personnel, Army		2,527,223	80,783	2,608,006	0	2,608,006	2,608,006	0	0	100%
21 2018/2018 2070 Reserve Personnel, Army		17,842	4,179	22,021	0	22,020	19,629	2,391	1	100%
21 2018/2018 2060 National Guard Personnel, Army		164,099	1,161	165,260	0	156,129	143,393	12,736	9,131	94%
21 2018/2018 2020 Operation and Maintenance, Army		15,268,635	224,232	15,492,867	-7,752	15,358,733	8,251,213	7,107,520	134,134	99%
21 2018/2018 2080 Operation and Maintenance, Army Reserve		24,699	4,600	29,299	0	25,070	16,601	8,469	4,229	86%
21 2018/2018 2065 Operation and Maintenance, Army Natl Guard		108,036	0	108,036	0	105,418	71,185	34,233	2,618	98%
21 2018/2020 2031 Aircraft Procurement, Army		387,211	5,188	392,399	24,124	142,003	40,630	101,373	250,396	36%
21 2018/2020 2032 Missile Procurement, Army		628,264	0	628,264	2,342	454,082	592	453,490	174,182	72%
21 2018/2020 2034 Procurement of Ammunition, Army		119,372	0	119,372	-126	108,847	4,366	104,481	10,525	91%
21 2018/2020 2035 Other Procurement, Army		276,179	26,875	303,054	-9,881	247,920	86,335	161,585	55,134	82%
21 2018/2019 2040 Research, Development, Test, and Eval, Army		182,876	0	182,876	968	138,854	43,453	95,401	44,022	76%
21 2018/2022 2050 Military Construction, Army		130,400	0	130,400	0	0	0	0	130,400	0%
17 2018/2018 1453 Military Personnel, Navy		376,991	7,988	384,979	0	384,979	382,411	2,568	0	100%
17 2018/2018 1405 Reserve Personnel, Navy		9,091	3,911	13,002	0	13,002	12,427	575	0	100%
17 2018/2018 1804 Operation and Maintenance, Navy	4/	5,747,024	297,584	6,044,608	0	6,052,708	3,583,408	2,469,300	-8,100	100%
17 2018/2018 1806 Operation and Maintenance, Navy Reserve		23,980	0	23,980	0	21,453	14,131	7,322	2,527	89%
17 2018/2020 1506 Aircraft Procurement, Navy		157,300	5,200	162,500	5,523	127,672	15,570	112,102	34,828	79%
17 2018/2020 1507 Weapons Procurement, Navy		130,994	0	130,994	674	105,869	4,698	101,171	25,125	81%
17 2018/2020 1508 Procurement of Ammunition, Navy and USMC		233,406	0	233,406	-1,473	217,576	19,392	198,184	15,830	93%
17 2018/2020 1810 Other Procurement, Navy		178,573	21,500	200,073	5,651	151,099	27,170	123,929	48,974	76%
17 2018/2019 1319 Research, Development, Test, and Eval, Navy		66,110	582	66,692	1,335	38,946	19,861	19,085	27,746	58%
17 2018/2022 1205 Military Construction, Navy and Marine Corps	4/	0	0	0	0	10,609	12	10,597	-10,609	0%
17 2018/2018 1105 Military Personnel, Marine Corps		103,979	7,837	111,816	0	111,816	111,816	0	0	100%
17 2018/2018 1108 Reserve Personnel, Marine Corps		2,328	0	2,328	0	2,287	323	1,964	41	98%
17 2018/2018 1106 Operation and Maintenance, Marine Corps		1,099,624	0	1,099,624	-167	1,093,085	602,805	490,280	6,539	99%
17 2018/2018 1107 Operation and Maintenance, USMC Reserve		3,367	0	3,367	0	2,977	2,027	950	390	88%
17 2018/2020 1109 Procurement, Marine Corps		64,307	12,150	76,457	14	43,015	11,124	31,891	33,442	56%
57 2018/2018 3500 Military Personnel, Air Force		884,757	80,000	964,757	0	958,833	958,833	0	5,924	99%
57 2018/2018 3700 Reserve Personnel, Air Force		20,569	40	20,609	0	20,607	13,525	7,082	2	100%
57 2018/2018 3850 National Guard Personnel, Air Force		5,004	480	5,484	0	4,551	3,746	805	933	83%
57 2018/2018 3400 Operation and Maintenance, Air Force		9,697,446	246,812	9,944,258	13,118	9,902,897	7,304,388	2,598,509	41,361	100%
57 2018/2018 3740 Operation and Maintenance, Air Force Reserve		53,523	0	53,523	-25	48,413	38,128	10,285	5,110	90%
57 2018/2018 3840 Operation and Maintenance, Air Natl Guard		15,400	0	15,400	0	13,142	4,396	8,746	2,258	85%
57 2018/2020 3010 Aircraft Procurement, Air Force		478,521	-83,400	395,121	13,316	169,766	7,757	162,009	225,355	43%
57 2018/2020 3020 Missile Procurement, Air Force	4/	481,700	0	481,700	-269,821	273,878	0	273,878	207,822	57%
57 2018/2020 3021 Space Procurement, Air Force		2,256	0	2,256	0	2,066	1,310	756	190	92%
57 2018/2020 3011 Procurement of Ammunition, Air Force	4/	551,509	0	551,509	-500,994	504,493	0	504,493	47,016	91%
57 2018/2020 3080 Other Procurement, Air Force		123,017	6,750	129,767	-16,342	16,800	7,825	8,975	112,967	13%
57 2018/2019 3600 Research, Development, Test and Eval, Air Force	4/	63,200	0	63,200	-44,974	45,197	29,826	15,371	18,003	72%
57 2018/2022 3300 Military Construction, Air Force		178,400	0	178,400	0	0	0	0	178,400	0%
97 2018/2018 0100 Operation and Maintenance, Defense-Wide		5,208,055	-477,947	4,730,108	-161	3,244,405	1,537,155	1,707,250	1,485,703	69%
97 2018/2019 0100 Operation and Maintenance, Defense-Wide	5/	1,000,000	-800,000	200,000	0	17,420	25,435	-8,015	182,580	9%
97 2018/2018 0107 Office of the Inspector General, Defense		24,692	0	24,692	1	18,338	16,108	2,230	6,354	74%
97 2018/2018 0130 Defense Health Program, Defense	4/	395,805	8,263	404,068	-112	405,491	374,065	31,426	-1,423	100%
97 2018/2020 0300 Procurement, Defense-Wide		475,388	150,640	626,028	71,962	445,640	95,165	350,475	180,388	71%
97 2018/2019 0400 Research, Development, Test and Eval, Defense		216,220	0	216,220	6,806	161,277	54,931	106,346	54,943	75%
97 2018/2022 0500 Military Construction, Defense-Wide		22,400	0	22,400	0	0	0	0	22,400	0%
97 2018/XXXX 4930 Defense Working Capital Funds, Defense		98,845	0	98,845	0	5,079	2,910	2,169	93,766	5%

**FY 2019 Estimate of Cost of War for FY 2018 Appropriations
(Amounts in Thousands)
As of December 31, 2018**

APPROPRIATION Fiscal Year 2018 Accounts	Notes	Funds Appropriated 1/	Funds Transferred	Funds Available	Obligations December 2018	Obligations CFI 2/	Disbursements CFI 3/	Unpaid Obligations	Unobligated Balance	Percent Obligated
21 2018/2019 2091 Afghanistan Security Forces Fund, Army		4,666,815	0	4,666,815	10,257	3,747,781	3,741,316	6,465	919,034	80%
97 2018/2018 0105 Drug Interdiction & Cntr Drug Activities		196,300	0	196,300	0	0	0	0	196,300	0%
21 2018/2019 2099 Counter-ISIL Train and Equip Fund	5/	1,769,000	-300,000	1,469,000	28,608	693,537	779,874	-86,337	775,463	47%
Sub-Total		54,660,732	-464,592	54,196,140	-667,129	48,443,786	31,089,271	17,354,515	5,752,354	89%
Non-War Funds		13,904,485	0	13,904,485	0	0	0	0	0	0%
Operation Noble Eagle - Baseline Funds	2/	0	0	165,905	0	0	0	0	165,905	0%
Grand Total		68,565,217	-464,592	68,266,530	-667,129	48,443,786	31,089,271	17,354,515	5,918,259	71%

FY 2019 Estimate of Cost of War for FY 2018 Appropriations
(Amounts in Thousands)
As of December 31, 2018

FY 2018 Status of Funds Footnotes:

1/ Reflects funding provided in Public Law 115-141, the DoD Appropriations Act, 2018.

2/ Obligations include **\$165,905** for Operation Noble Eagle (ONE) as a cost of war.

3/ CFI is Cumulative From Inception.

4/ Obligations that exceed funds available reflect cash flowing from baseline appropriations.

FY 2019 Cost of War for FY 2017 Appropriations

**FY 2019 Estimate of Cost of War for FY 2017 Appropriations
(Amounts in Thousands)
As of December 31, 2018**

APPROPRIATION Fiscal Year 2017 Accounts	Notes	Funds Appropriated 1/	Funds Transferred	Funds Available	Obligations December 2018	Obligations CFI 2/3	Disbursements CFI 3/	Unpaid Obligations	Unobligated Balance	Percent Obligated
21 2017/2017 2010 Military Personnel, Army	/6	2,042,682	-14,608	2,028,074	0	2,101,783	2,101,783	0	-73,709	104%
21 2017/2017 2070 Reserve Personnel, Army		17,084	0	17,084	0	15,375	15,189	186	1,709	90%
21 2017/2017 2060 National Guard Personnel, Army	/6	131,630	3,358	134,988	0	144,003	142,324	1,679	-9,015	107%
21 2017/2017 2020 Operation and Maintenance, Army	/5	14,813,205	-81,781	14,731,424	-835	14,466,477	12,946,707	1,519,770	264,947	98%
21 2017/2017 2080 Operation and Maintenance, Army Reserve	/5	23,910	-1,912	21,998	0	21,024	19,289	1,735	974	96%
21 2017/2017 2065 Operation and Maintenance, Army Natl Guard	/5	65,250	610	65,860	0	59,215	53,259	5,956	6,645	90%
21 2017/2019 2031 Aircraft Procurement, Army		253,711	194,140	447,851	183	410,958	177,555	233,403	36,893	92%
21 2017/2019 2032 Missile Procurement, Army		324,507	36,700	361,207	-30	352,454	31,019	321,435	8,753	98%
21 2017/2019 2033 Procurement of Weapons & Tracked Vehicles		22,410	0	22,410	0	22,410	3,738	18,672	0	100%
21 2017/2019 2034 Procurement of Ammunition, Army		88,460	9,100	97,560	937	95,806	20,144	75,662	1,754	98%
21 2017/2019 2035 Other Procurement, Army		926,195	39,682	965,877	-40,952	866,535	553,583	312,952	99,342	90%
21 2017/2018 2040 Research, Development, Test, and Eval, Army		271,789	23,600	295,389	11974	295,018	237,035	57,983	371	100%
21 2017/2021 2050 Military Construction, Army		11,500	0	11,500	13	1,063	496	567	10,437	9%
17 2017/2017 1453 Military Personnel, Navy	/6	334,781	0	334,781	0	369,353	369,319	34	-34,572	110%
17 2017/2017 1405 Reserve Personnel, Navy	/6	11,929	0	11,929	0	14,460	12,592	1,868	-2,531	121%
17 2017/2017 1804 Operation and Maintenance, Navy	/5 /6	5,245,390	5,473	5,250,863	0	5,477,645	3,892,953	1,584,692	-226,782	104%
17 2017/2017 1806 Operation and Maintenance, Navy Reserve	/6	26,265	0	26,265	0	29,841	18,866	10,975	-3,576	114%
17 2017/2019 1506 Aircraft Procurement, Navy		419,149	18,365	437,514	24	392,348	220,252	172,096	45,166	90%
17 2017/2019 1507 Weapons Procurement, Navy		8,600	0	8,600	0	6,325	716	5,609	2,275	74%
17 2017/2019 1508 Procurement of Ammunition, Navy and USMC		123,380	4,250	127,630	0	120,953	92,876	28,077	6,677	95%
17 2017/2019 1810 Other Procurement, Navy		42,397	6,531	48,928	4	47,473	17,324	30,149	1,455	97%
17 2017/2018 1319 Research, Development, Test, and Eval, Navy		39,407	0	39,407	0	39,327	24,979	14,348	80	100%
17 2017/2021 1205 Military Construction, Navy and Marine Corps	/6	0	0	0	0	190	0	190	-190	0%
17 2017/2017 1105 Military Personnel, Marine Corps		185,573	-51,006	134,567	0	103,312	0	103,312	31,255	77%
17 2017/2017 1108 Reserve Personnel, Marine Corps	/6	3,764	0	3,764	0	3,835	0	3,835	-71	102%
17 2017/2017 1106 Operation and Maintenance, Marine Corps	/5	1,056,632	552,750	1,609,382	-1,406	1,577,473	1,176,878	400,595	31,909	98%
17 2017/2017 1107 Operation and Maintenance, USMC Reserve		3,304	0	3,304	0	3,220	3,164	56	84	97%
17 2017/2019 1109 Procurement, Marine Corps		147,011	29,604	176,615	3,494	61,019	45,198	15,821	115,596	35%
57 2017/2017 3500 Military Personnel, Air Force	/6	857,111	0	857,111	0	860,901	860,901	0	-3,790	100%
57 2017/2017 3700 Reserve Personnel, Air Force		20,535	272	20,807	0	20,567	15,540	5,027	240	99%
57 2017/2017 3850 National Guard Personnel, Air Force		5,288	52	5,340	0	5,128	4,636	492	212	96%
57 2017/2017 3400 Operation and Maintenance, Air Force	/5	9,336,307	72,006	9,408,313	-6,880	9,283,875	8,650,110	633,765	124,438	99%
57 2017/2017 3740 Operation and Maintenance, Air Force Reserve		57,586	0	57,586	-1	55,647	51,300	4,347	1,939	97%
57 2017/2017 3840 Operation and Maintenance, Air Natl Guard		20,000	0	20,000	0	14,587	6,281	8,306	5,413	73%
57 2017/2019 3010 Aircraft Procurement, Air Force		820,919	100,488	921,407	-134,371	603,820	42,878	560,942	317,587	66%
57 2017/2019 3020 Missile Procurement, Air Force	/6	134,295	-58,381	75,914	-147,055	223,911	39,632	184,279	-147,997	295%
57 2017/2019 3011 Procurement of Ammunition, Air Force	/6	151,908	55,560	207,468	-430,443	496,651	169,221	327,430	-289,183	239%
57 2017/2019 3080 Other Procurement, Air Force		249,576	106,526	356,102	-85,406	157,156	32,646	124,510	198,946	44%
57 2017/2018 3600 Research, Development, Test and Eval, Air Force		59,740	75,863	135,603	-14,900	14,900	14,734	166	120,703	11%
57 2017/2021 3300 Military Construction, Air Force		20,011	0	20,011	0	0	0	0	20,011	0%
97 2017/2017 0100 Operation and Maintenance, Defense-Wide	/5	6,445,347	-2,030,328	4,415,019	1,878	3,332,421	2,107,636	1,224,785	1,082,598	75%
97 2017/2018 0100 Operation and Maintenance, Defense-Wide		0	96,400	96,400	0	18,398	18,398	0	78,002	19%
97 2017/2017 0107 Office of the Inspector General, Defense		22,062	-5,000	17,062	0	12,086	5,835	6,251	4,976	71%
97 2017/2017 0130 Defense Health Program, Defense	/6	322,859	0	322,859	-4	331,712	314,803	16,909	-8,853	103%
97 2017/2019 0300 Procurement, Defense-Wide		351,437	78,070	429,507	18	419,410	274,876	144,534	10,097	98%
97 2017/2018 0400 Research, Development, Test and Eval, Defense	/6	0	0	0	0	1,972	113	1,859	-1,972	0%
97 2017/XXXX 4930 Defense Working Capital Funds, Defense		95,481	0	95,481	0	5,447	5,447	0	90,034	6%

**FY 2019 Estimate of Cost of War for FY 2017 Appropriations
(Amounts in Thousands)
As of December 31, 2018**

APPROPRIATION Fiscal Year 2017 Accounts	Notes	Funds Appropriated 1/	Funds Transferred	Funds Available	Obligations December 2018	Obligations CFI 2/3	Disbursements CFI 3/	Unpaid Obligations	Unobligated Balance	Percent Obligated
21 2017/2018 2091 Afghanistan Security Forces Fund, Army		4,262,715	-100,000	4,162,715	-13,612	4,085,466	3,934,453	151,013	77,249	98%
21 2017/2019 2093 Joint Improvised Explosive Device Defeat Fund		87,800	0	87,800	0	83,395	72,328	11,067	4,405	95%
21 2017/2018 2097 Iraq Train and Equip Fund	7/	289,500	0	289,500	-73	289,423	349,719	-60,296	77	100%
97 2017/2017 0105 Drug Interdiction & Cntr Drug Activities		191,533	-107,000	84,533	0	0	0	0	84,533	0%
97 2017/2019 2093 Joint Improvised Explosive Device Defeat Fund		339,472	0	339,472	1,011	327,820	284,725	43,095	11,652	97%
21 2017/2018 2099 Counter-ISIL Train and Equip Fund		1,606,400	-248,268	1,358,132	-405	1,347,795	1,218,745	129,050	10,337	99%
Sub-Total		52,387,797	-1,188,884	51,198,913	-856,837	49,091,383	40,652,195	8,439,188	2,107,530	96%
Non-War Funds	4/	29,728,110	0	29,728,110	0	0	0	0	29,728,110	0%
Operation Noble Eagle - Baseline Funds	2/	0	0	95,279	0	0	0	0	95,279	0%
Grand Total		82,115,907	-1,188,884	81,022,302	-856,837	49,091,383	40,652,195	8,439,188	31,930,919	61%

**FY 2019 Estimate of Cost of War for FY 2017 Appropriations
(Amounts in Thousands)
As of December 31, 2018**

FY 2017 Status of Funds Footnotes:

1/ Reflects funding provided in Public Law 114-223, the Continuing Resolutions Act, 2017.

2/ Obligations include **\$95,279** for Operation Noble Eagle (ONE) as a cost of war.

3/ CFI is Cumulative From Inception.

4/ Table 2 reflects Non-War funds whose execution is not included in the DoD Cost of War Report.

5/ Table 3 reflects OCO funding that was reduced by **\$355,041** due to a congressional mark that was applied to the Department of Defense Appropriations Act, 2016.

6/ Obligations that exceed funds available reflect cash flowing from baseline operations.

7/ Disbursements that exceed obligations will be corrected in a subsequent period.