

COST OF WAR Through September 30, 2018

TOTAL COST

Since September 11, 2001, the Department of Defense (DoD) has obligated **\$1,524.8 billion** for war-related costs:

BREAKDOWN BY OPERATION since September 11, 2001

The **\$1,524.8 billion** breakdown by operation is:

	% of Total
<i>Current Contingencies (\$214.2 billion):</i>	
• Operation FREEDOM'S SENTINEL (OFS):	\$157.9 billion (10%)
• Operation INHERENT RESOLVE (OIR):	\$28.5 billion (2%)
• Operation NOBLE EAGLE (ONE):	\$27.8 billion (2%)
<i>Prior Year Contingencies (\$1,310.6 billion):</i>	
• Operation IRAQI FREEDOM (OIF)/NEW DAWN (OND):	\$730.9 billion (48%)
• Operation ENDURING FREEDOM (OEF):	\$579.7 billion (38%)

AVERAGE MONTHLY SPENDING

• The <u>average monthly spending</u> for <u>all</u> Operations:	\$3.7 billion (during FY 2018)
• The average monthly spending for OFS :	\$3.4 billion (92%)
• The average monthly spending for OIR :	\$0.7 billion (19%)
• The average monthly spending for OIF/OND :	\$<0.1 billion (<1%)
• The average monthly spending for OEF :	*\$-0.4 billion (-11%)
• The average monthly spending for ONE :	\$<0.1 billion (<1%)

* The negative average monthly spending amounts result from normal deobligations and adjustments made within the fiscal year to properly align costs to the appropriate contingency operation.

TALKING POINTS

- The international combat mission, Operation ENDURING FREEDOM (OEF), formally ended on December 31, 2014. Operation FREEDOM'S SENTINEL (OFS) began on January 1, 2015. OFS continues the train, advise, and assist mission of the Afghanistan National Defense and Security Forces (ANDSF) at the corps and Ministry of Defense level, as well as with the Ministry of the Interior.
 - The focus is on those processes associated with financial management, human resource management, force sustainment (logistics), and command and control. This includes a significant effort to further integrate and enhance aviation capabilities and intelligence support into the operations of the ANDSF.
- Operation INHERENT RESOLVE (OIR) began in August 2014, as a military air power intervention in Iraq and Syria in response to the threat posed by the Islamic State of Iraq and Syria (ISIS).
 - The OIR campaign seeks to deny and degrade ISIS through precision airstrikes and intelligence collection, disrupt the flow of foreign forces, and build partner capacity.
 - Efforts include working with and through the Government of Iraq's (GoI) Iraqi Security Forces (ISF) in Iraq and Vetted Syrian Opposition (VSO) forces in Syria to build key security force capabilities, help professionalize their security forces, and promote stability in the region.

WHAT IS THE MONEY BEING SPENT ON?

- War-related operational costs, such as operating tempo, training, overseas facilities and base support, equipment maintenance, and communications, and replacement of combat losses and enhancements.
- Support for deployed troops, which includes food, clothing, and health/medical services, special pay and benefits for troops in the field.
- Transportation of personnel and equipment, including airlift and sealift into and out of the theater of operations and support payments for the ANDSF and coalition partners.

FY 2018 Quarter 4 Cost of War Update as of September 30, 2018

Cost Estimate for Report

**The cost to the Department of Defense to prepare and assemble this report
is approximately \$211,000 for FY 2018.**

Reference ID: 4-4D4EE8E

Department of Defense Q4 Cost of War as of September 30, 2018 (All Years)

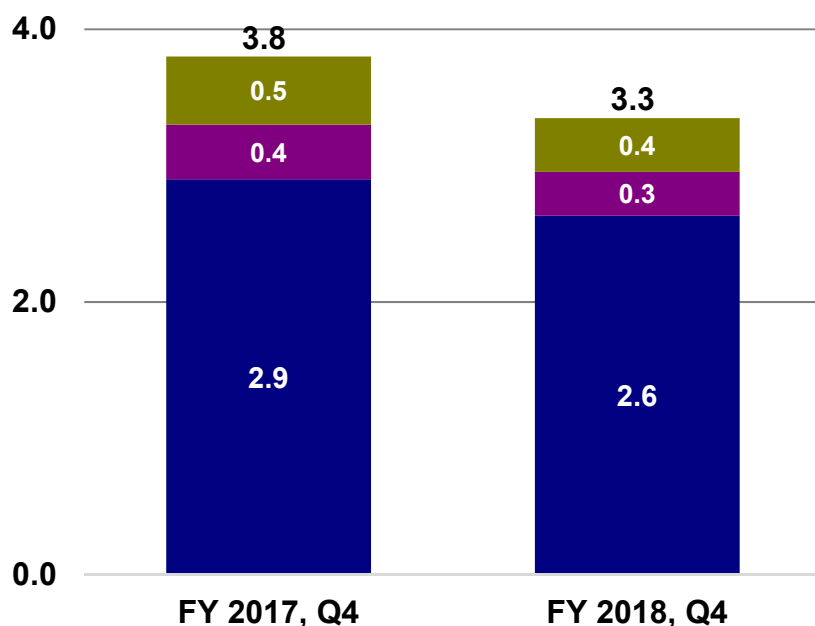
(Dollars in Billions)

By Operation	Obligations				12 Month Average		Total Since 9/11	
	Q4 FY 2017	Q4 FY 2018	Cumulative 2017	Cumulative 2018	FY 2017	FY 2018		
NEW DAWN (OND)⁽¹⁾ /Post-OND Iraq Activities	-0.1	-0.1	0.2	-0.1	<0.1	<0.1	730.9	48%
INHERENT RESOLVE (OIR)	3.1	2.4	8.2	8.3	0.7	0.7	28.5	2%
Subtotal OIF/OND/OIR	3.0	2.3	8.4	8.3	0.7	0.7	759.4	50%
ENDURING FREEDOM (OEF)⁽¹⁾⁽²⁾	0.2	-1.4	-1.8	-5.1	-0.2	-0.4	579.7	38%
FREEDOM'S SENTINEL (OFS)	13.9	11.2	42.5	41.2	3.5	3.4	157.9	10%
Subtotal OEF/OFS	14.1	9.9	40.7	36.0	3.4	3.0	737.6	48%
NOBLE EAGLE (ONE)	<0.1	0.1	0.1	0.2	<0.1	<0.1	27.8	2%
TOTAL	17.1	12.2	49.1	44.4	4.1	3.7	1,524.8	100%

- Totals may not add due to rounding*
- (1) The totals in the FY 2018 column for Operation NEW DAWN (OND) and Operation ENDURING FREEDOM (OEF) reflect the cumulative total of downward adjustments posted to prior year accounts and adjustments between operations (e.g., OEF transfers to OFS and OIR for proper alignment).
- (2) The OEF total in the total FY 2017 column reflects Army corrections posted in prior years and adjustments between operations (e.g., OEF transfers to OFS for proper alignment).

Source: Defense Finance and Accounting Service, Cost of War Monthly Report
Data as of September 30, 2018

FY 2018 Obligations for Contingency Operations Comparison of OND/OIR/OEF/OFS “Average Monthly Spending” — All Years (Dollars in Billions)



FY 2018 Q4 Average Obligations

Security Forces and Coalition Support

The FY 2018 average monthly obligations are lower than the FY 2017 average due to a decrease in Defense Forces Sustainment and Interior Forces Equipment spending in Afghanistan, and a decrease in Trainee Equip/Support spending in Iraq.

Investment

The FY 2018 average monthly obligations are lower than the FY 2017 average due to decreased spending in communication and electronic equipment procurement and Up-Armored Humvee procurement and modification.

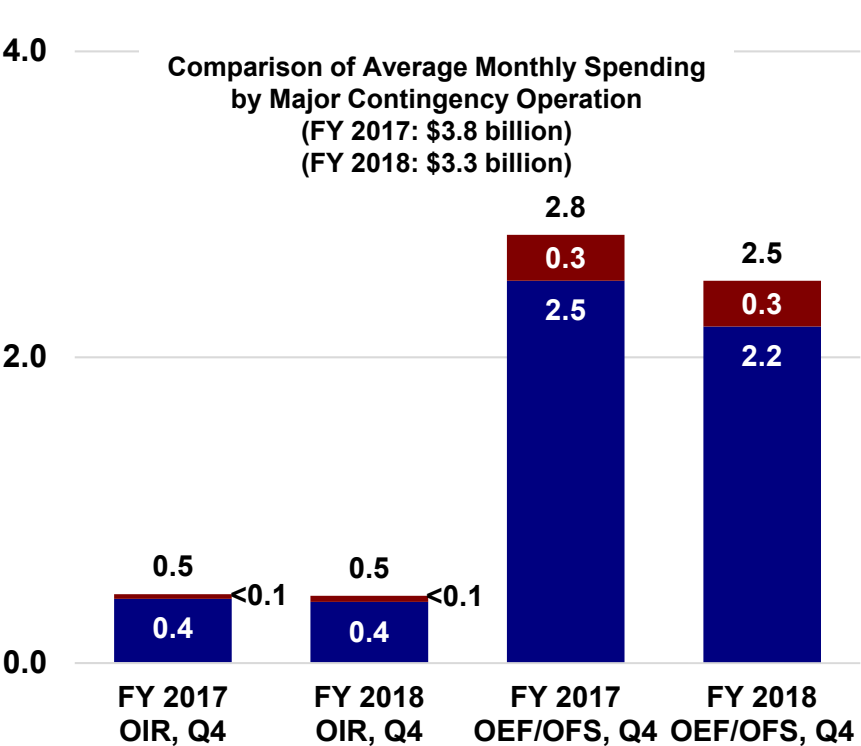
Military Operations

The FY 2018 average monthly obligations are lower than the FY 2017 average due to decreased spending in Facilities/Base support, Command, Control, Communications, Computers, and Intelligence (C4I), and Second Destination Transportation.

Totals may not add due to rounding

*Note: Obligation data does not include non-DoD classified programs and less than \$<0.1 billion from base funded Operation NOBLE EAGLE (ONE)
Source: Defense Finance and Accounting Service, Cost of War Monthly Report
Data as of September 30, 2018*

FY 2018 Obligations for Military Operations Comparison of OND/OIR/OEF/OFS “Average Monthly Spending” — All Years (Dollars in Billions)



FY 2018 Q4 Average Obligations

- **Military Personnel**
 (FY 2017: \$0.3 billion; FY 2018: \$0.3 billion)
OIR: The average monthly obligations in FY 2018 remain consistent with FY 2017.
OEF/OFS: The average monthly obligations in FY 2018 remain consistent with FY 2017.

- **Operation and Maintenance (includes Working Capital Funds)**
 (FY 2017: \$2.9 billion; FY 2018: \$2.6 billion)
OIR: The average monthly obligations in FY 2018 remain consistent with FY 2017.
OEF/OFS: The FY 2018 average monthly obligations are lower than the FY 2017 average due to decreased spending in Facilities/Base support, Command, Control, Communications, Computers, and Intelligence (C4I), and Second Destination Transportation.

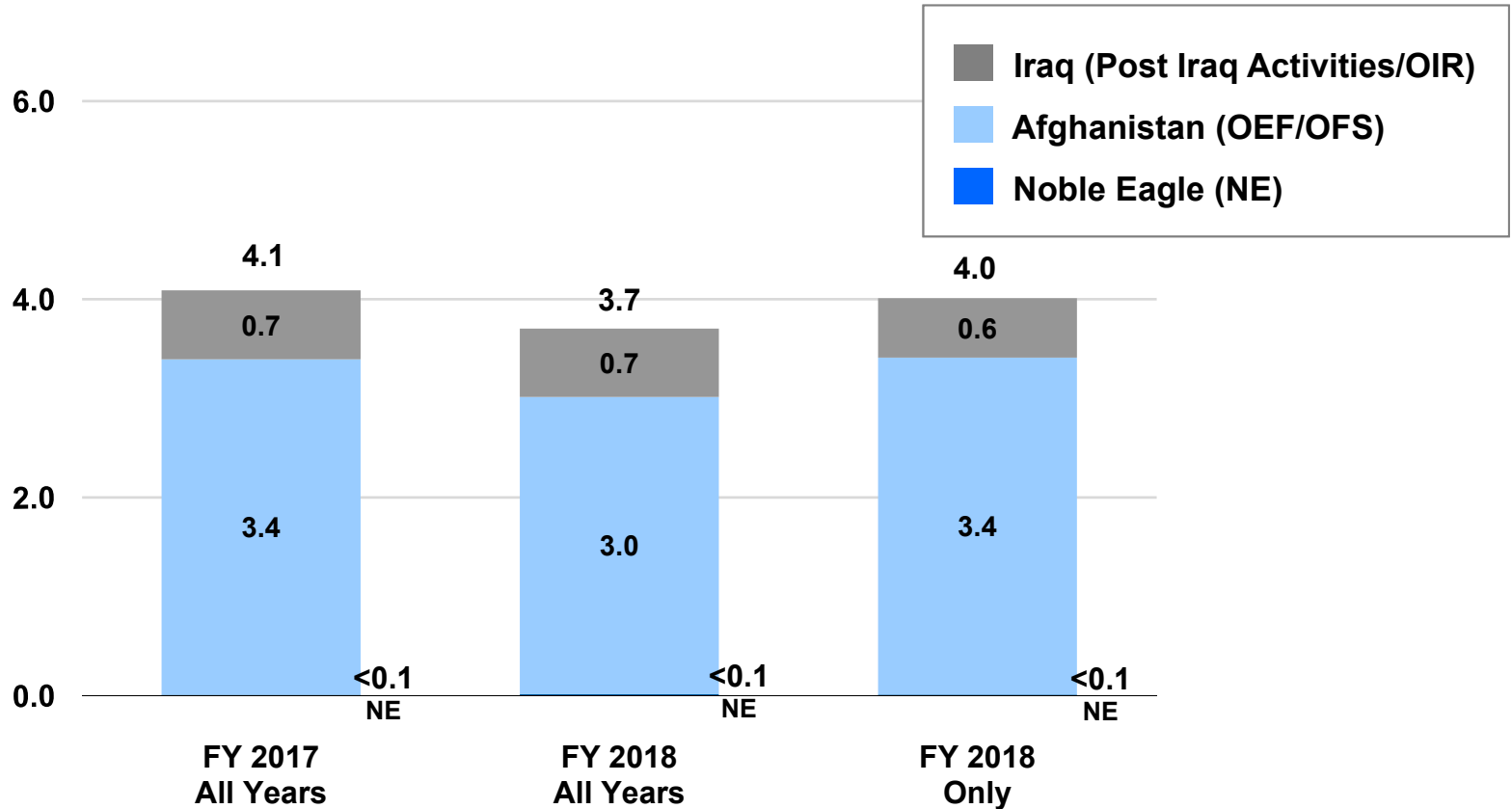
Totals may not add due to rounding

*Note: Obligation data does not include non-DoD classified programs and less than \$<0.1 billion from base funded Operation NOBLE EAGLE (ONE)
 Source: Defense Finance and Accounting Service, Cost of War Monthly Report.
 Data as of September 30, 2018*

FY 2018 Obligations for Contingency Operations

Comparison of OND/Post-OND Iraq Activities/ OIR/OEF/OFS/ONE

“Average Monthly Spending”



*Note: Obligation data does not include non-DoD classified programs.
Source: Defense Finance and Accounting Service, Cost of War Monthly Report
Data as of September 30, 2018*

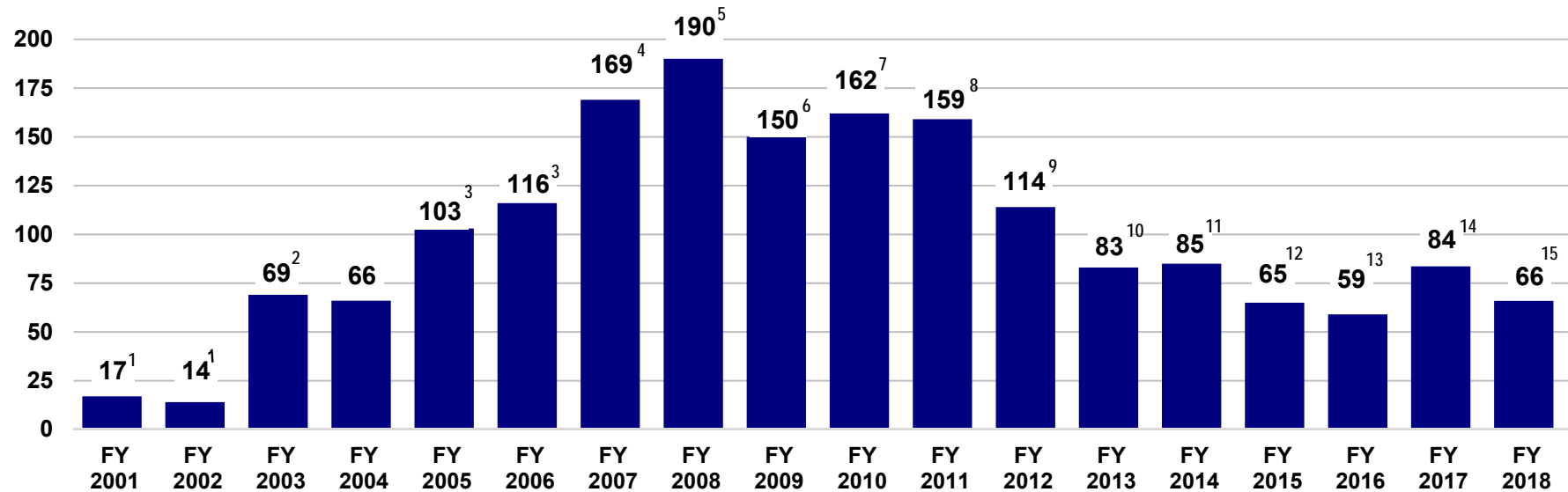
Totals may not add due to rounding

Cost of War Backup Detail

Funding Appropriated through War-related Requests

FY 2001 – FY 2018 (\$1,770B)

(Dollars in Billions)



Explanations for footnotes 1-15 are provided on Slide 8

Note: Includes funding for OIF/OND/OIR, OEF/OFS, and ONE. Beginning in FY 2005, ONE is funded in the DoD baseline.

Source: Department of Defense Appropriations Acts Data as of March 31, 2018

Totals may not add due to rounding

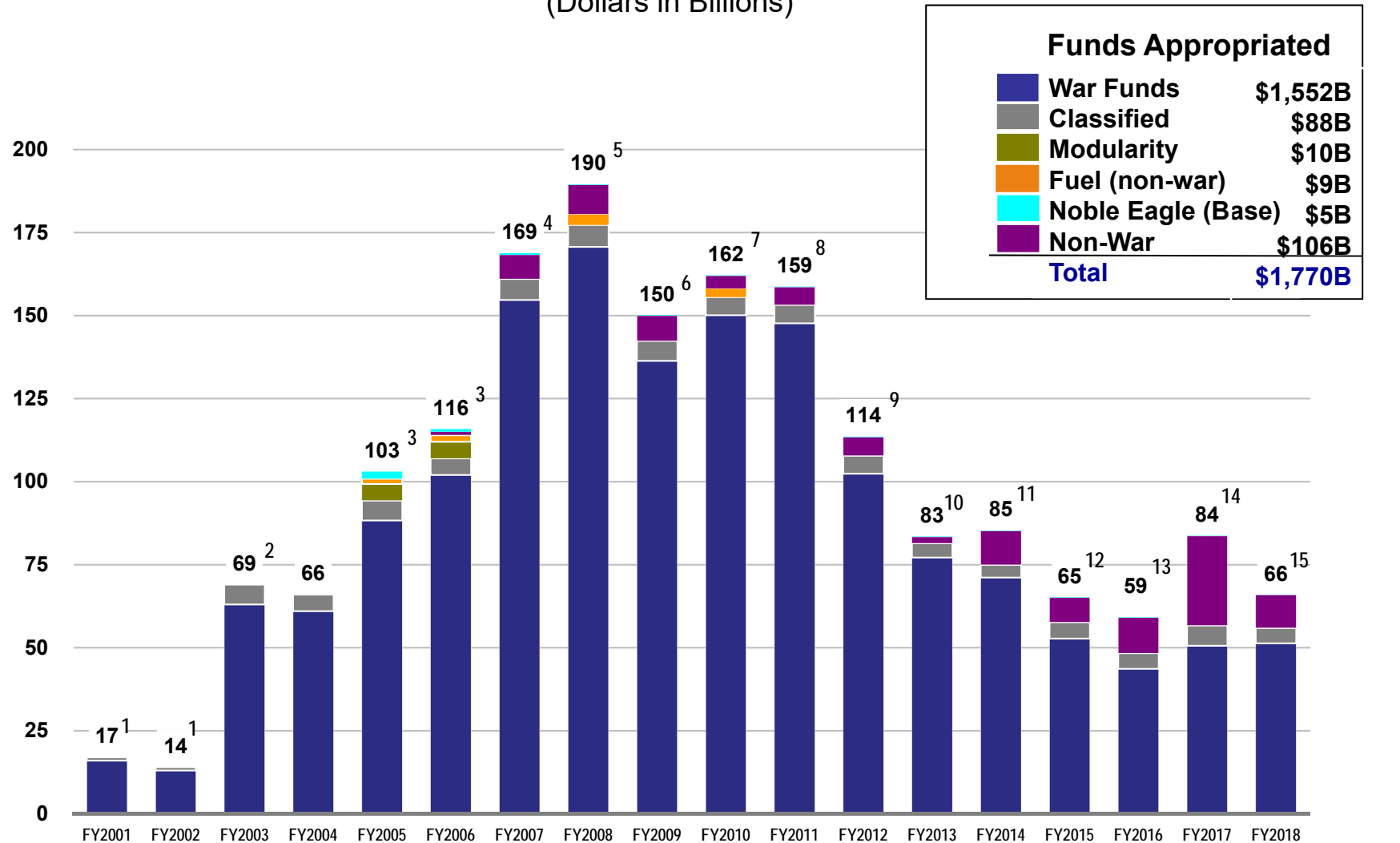
Explanatory Footnotes for Slide 7

- 1/ FY 2001 includes \$3.5B of funds appropriated in the FY 2002 Supplemental (PL 107-117) as that is the year where the obligations were incurred. Authorization for the obligation of these funds was provided in the FY 2001 Supplemental (PL 107-38), which provided \$40B to OMB's Emergency Response Program for response to the 9/11 terrorist attacks on the United States
- 2/ FY 2003 reflects a rescission of \$3.5B of Iraq Freedom Funds enacted in the FY 2004 DoD Appropriations Act (PL 108-87)
- 3/ FY 2005 reflects \$25B appropriated in FY 2004 for FY 2005 war-related costs (Title IX Bridge) (PL 108-287); reflects \$3B appropriated in PLs 108-324, 109-61, and 109-62 for Hurricane Disaster Relief
- 4/ FY 2007 includes \$3B appropriated in GWOT Emergency Supplemental (PL 110-28) for BRAC
- 5/ FY 2008 includes \$16.8B appropriated for the Mine Resistant Ambush Protected Transfer Fund (PL 110-92 (\$5.2B)) and (PL 110-116 (\$11.6B)); also includes \$0.143B rescission enacted in the FY 2009 Supplemental but applicable to the FY 2008 OCO; does not reflect the \$3B rescission in PL 110-252 section 8003 applied to baseline programs
- 6/ FY 2009 does not reflect \$4.5B of rescissions enacted in the FY 2009 Supplemental that were applied to the Department's baseline programs; however, FY 2009 reflects \$0.1B of rescissions enacted in PL 113-6 (see note 10)
- 7/ FY 2010 reflects \$0.5B of rescissions enacted in the FY 2010 Supplemental, Education, Jobs, & Medicaid Assistance (PL 111-226), that were applied to the Department's FY 2010 OCO amounts; also, FY 2010 reflects \$0.6B of rescissions enacted in PL 112-74 (see note 9)
- 8/ FY 2011 reflects the FY 2011 Department of Defense and Full Year Continuing Appropriations Act (PL 112-10); also, FY 2011 reflects \$0.2B of rescissions enacted in PL 113-6 (see note 10) and \$0.1B of FY 2013 sequestered amount
- 9/ FY 2012 reflects the \$116B appropriated in the FY 2012 Consolidated Appropriations Act (PL 112-74) and does not reflect the \$0.6B of rescissions enacted in PL 112-74 that were applied to the Department's FY 2010 OCO programs; however, FY 2012 reflects \$1.7B of rescissions enacted in PL 113-6 (see note 10) and \$0.5B of FY 2013 sequestered amount
- 10/ FY 2013 reflects the Consolidated and Further Continuing Appropriations Act (PL 113-6) and does not reflect the \$0.1B, \$0.2B, and \$1.7B of rescissions enacted in PL 113-6 that were applied to the Department's FYs 2009, 2011, and 2012 OCO programs, respectively; however, FY 2013 reflects \$5.5B of FY 2013 sequestered amount
- 11/ FY 2014 reflects the Consolidated Appropriations Act (PL 113-76) and does not reflect the \$0.1B of rescissions enacted in PL 113-76 that were applied to the Department's FYs 2009 (\$0.05B) and 2013 (\$0.09B) in OCO programs, respectively
- 12/ FY 2015 reflects the Consolidated and Further Continuing Appropriations Act (PL 113-235) and does not reflect the \$1.2B of rescissions enacted in PL 113-235 that were applied to the Department's FYs 2014 (\$1.2B) and FY 2013 (\$0.007B) in OCO programs, respectively. Excludes Ebola emergency supplemental funds received in Title X for \$112 million
- 13/ FY 2016 reflects the Consolidated Appropriations Act, 2016 (PL 114-113) and does not reflect the \$0.4 of recessions enacted in PL 114-113 that were applied to FY 2015 Afghanistan Security Forces Fund
- 14/ FY 2017 reflects the Continuing Appropriations and the Military Construction, Veterans Affairs, and Related Agencies Appropriations Act, 2017 (Public Law (P.L.) 114-223) September 29, 2016 (\$172 million), the Further Continuing and Security Assistance Appropriations Act, 2017 (P.L. 114-254), December 10, 2016, (\$5.8 billion), and the Consolidated Appropriations Act of 2017 (P.L. 115-31) May 5, 2017, \$76.8 billion -Title IX and Title X.
- 15/ FY 2018 reflects the Consolidated Appropriations Act of 2018 (P.L. 115-141), March 23, 2018, \$65.9 billion – Title IX

Funding Appropriated through War-related Requests

FY 2001 – FY 2018 (\$1,770B)

(Dollars in Billions)



Explanations for footnotes 1-15 are provided on Slide 10

Note: Includes funding for OIF/OND/OIR, OEF/OFS, and ONE. Beginning in FY 2005, ONE is funded in the DoD baseline.

Source: Department of Defense Appropriations Acts

Data as of September 30, 2018

Totals may not add due to rounding

Explanatory Footnotes for Slide 9

1/ FY 2001 includes \$3.5B of funds appropriated in the FY 2002 Supplemental (PL 107-117) as that is the year where the obligations were incurred. Authorization for the obligation of these funds was provided in the FY 2001 Supplemental (PL 107-38), which provided \$40B to OMB's Emergency Response Program for response to the 9/11 terrorist attacks on the United States

2/ FY 2003 reflects a rescission of \$3.5B of Iraq Freedom Funds enacted in the FY 2004 DoD Appropriations Act (PL 108-87)

3/ FY 2005 reflects \$25B appropriated in FY 2004 for FY 2005 war-related costs (Title IX Bridge) (PL 108-287); reflects \$3B appropriated in PLs 108-324, 109-61, and 109-62 for Hurricane Disaster Relief

4/ FY 2007 includes \$3B appropriated in GWOT Emergency Supplemental (PL 110-28) for BRAC

5/ FY 2008 includes \$16.8B appropriated for the Mine Resistant Ambush Protected Transfer Fund (PL 110-92 (\$5.2B)) and (PL 110-116 (\$11.6B)); also includes \$0.143B rescission enacted in the FY 2009 Supplemental but applicable to the FY 2008 OCO; does not reflect the \$3B rescission in PL 110-252 section 8003 applied to baseline programs

6/ FY 2009 does not reflect \$4.5B of rescissions enacted in the FY 2009 Supplemental that were applied to the Department's baseline programs; however, FY 2009 reflects \$0.1B of rescissions enacted in PL 113-6 (see note 10)

7/ FY 2010 reflects \$0.5B of rescissions enacted in the FY 2010 Supplemental, Education, Jobs, & Medicaid Assistance (PL 111-226), that were applied to the Department's FY 2010 OCO amounts; also, FY 2010 reflects \$0.6B of rescissions enacted in PL 112-74 (see note 9)

8/ FY 2011 reflects the FY 2011 Department of Defense and Full Year Continuing Appropriations Act (PL 112-10); also, FY 2011 reflects \$0.2B of rescissions enacted in PL 113-6 (see note 10) and \$0.1B of FY 2013 sequestered amount

9/ FY 2012 reflects the \$116B appropriated in the FY 2012 Consolidated Appropriations Act (PL 112-74) and does not reflect the \$0.6B of rescissions enacted in PL 112-74 that were applied to the Department's FY 2010 OCO programs; however, FY 2012 reflects \$1.7B of rescissions enacted in PL 113-6 (see note 10) and \$0.5B of FY 2013 sequestered amount

10/ FY 2013 reflects the Consolidated and Further Continuing Appropriations Act (PL 113-6) and does not reflect the \$0.1B, \$0.2B, and \$1.7B of rescissions enacted in PL 113-6 that were applied to the Department's FYs 2009, 2011, and 2012 OCO programs, respectively; however, FY 2013 reflects \$5.5B of FY 2013 sequestered amount

11/ FY 2014 reflects the Consolidated Appropriations Act (PL 113-76) and does not reflect the \$0.1B of rescissions enacted in PL 113-76 that were applied to the Department's FYs 2009 (\$0.05B) and 2013 (\$0.09B) in OCO programs, respectively

12/ FY 2015 reflects the Consolidated and Further Continuing Appropriations Act (PL 113-235) and does not reflect the \$1.2B of rescissions enacted in PL 113-235 that were applied to the Department's FYs 2014 (\$1.2B) and FY 2013 (\$0.007B) in OCO programs, respectively. Excludes Ebola emergency supplemental funds received in Title X for \$112 million

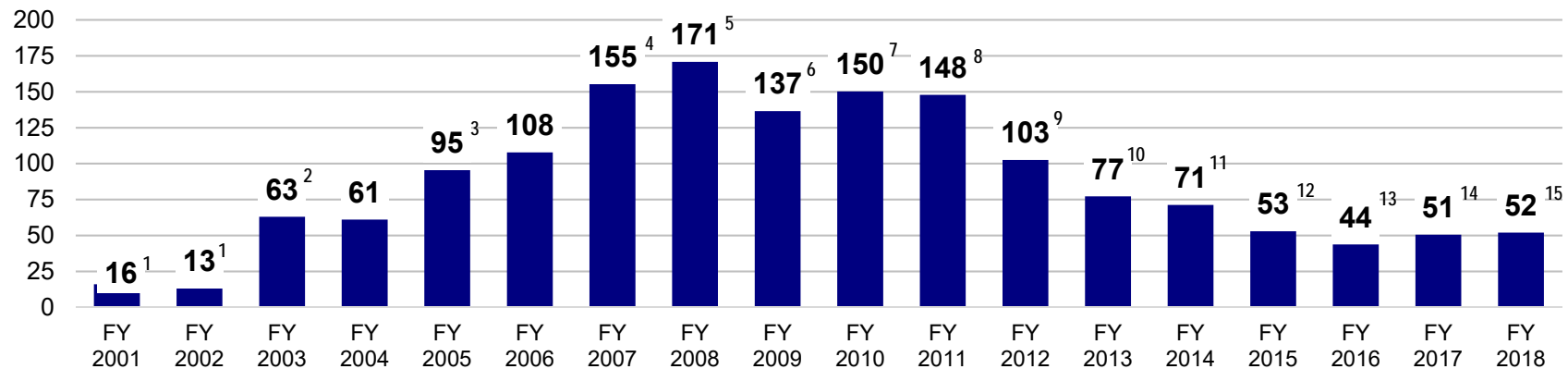
13/ FY 2016 reflects the Consolidated Appropriations Act, 2016 (PL 114-113) and does not reflect the \$0.4 of recessions enacted in PL 114-113 that were applied to FY 2015 Afghanistan Security Forces Fund

14/ FY 2017 reflects the Continuing Appropriations and the Military Construction, Veterans Affairs, and Related Agencies Appropriations Act, 2017 (Public Law (P.L.) 114-223) September 29, 2016 (\$172 million), the Further Continuing and Security Assistance Appropriations Act, 2017 (P.L. 114-254), December 10, 2016, (\$5.8 billion), and the Consolidated Appropriations Act of 2017 (P.L. 115-31) May 5, 2017, \$76.8 billion - Title IX (\$62,676.324 million (excluding \$854.324 million of rescissions) and Title X (\$14,752.267 million).

15/ FY 2018 reflects the Consolidated Appropriations Act of 2018 (P.L. 115-141), March 23, 2018, \$65.9 billion – Title IX

Funding Appropriated through War-related Requests FY 2001 – FY 2018 (\$1,566B)

Excludes Non-DoD Classified and Non-War Costs (\$204B)
(Dollars in Billions)



1/ FY 2001 includes \$3.5B of funds appropriated in the FY 2002 Supplemental (PL 107-117) as that is the year where the obligations were incurred. Authorization for the obligation of these funds was provided in the FY 2001 Supplemental (PL 107-38), which provided \$40B to OMB's Emergency Response Program for response to the 9/11 terrorist attacks on the United States

2/ FY 2003 reflects a rescission of \$3.5B of Iraq Freedom Funds enacted in the FY 2004 DoD Appropriations Act (PL 108-87)

3/ FY 2005 reflects \$25B appropriated in FY 2004 for FY 2005 war-related costs (Title IX Bridge) (PL 108-287); reflects \$3B appropriated in PLs 108-324, 109-61, and 109-62 for Hurricane Disaster Relief

4/ FY 2007 includes \$3B appropriated in GWOT Emergency Supplemental (PL 110-28) for BRAC

5/ FY 2008 includes \$16.8B appropriated for the Mine Resistant Ambush Protected Transfer Fund (PL 110-92 (\$5.2B)) and (PL 110-116 (\$11.6B)); also includes \$0.143B rescission enacted in the FY 2009 Supplemental but applicable to the FY 2008 OCO; does not reflect the \$3B rescission in PL 110-252 section 8003 applied to baseline programs

6/ FY 2009 does not reflect \$4.5B of rescissions enacted in the FY 2009 Supplemental that were applied to the Department's baseline programs; however, FY 2009 reflects \$0.1B of rescissions enacted in PL 113-6 (see note 10)

7/ FY 2010 reflects \$0.5B of rescissions enacted in the FY 2010 Supplemental, Education, Jobs, & Medicaid Assistance (PL 111-226), that were applied to the Department's FY 2010 OCO amounts; also, FY 2010 reflects \$0.6B of rescissions enacted in PL 112-74 (see note 9)

8/ FY 2011 reflects the FY 2011 Department of Defense and Full Year Continuing Appropriations Act (PL 112-10); also, FY 2011 reflects \$0.2B of rescissions enacted in PL 113-6 (see note 10) and \$0.1B of FY 2013 sequestered amount

9/ FY 2012 reflects the \$116B appropriated in the FY 2012 Consolidated Appropriations Act (PL 112-74) and does not reflect the \$0.6B of rescissions enacted in PL 112-74 that were applied to the Department's FY 2010 OCO programs; however, FY 2012 reflects \$1.7B of rescissions enacted in PL 113-6 (see note 10) and \$0.5B of FY 2013 sequestered amount

10/ FY 2013 reflects the Consolidated and Further Continuing Appropriations Act (PL 113-6) and does not reflect the \$0.1B, \$0.2B, and \$1.7B of rescissions enacted in PL 113-6 that were applied to the Department's FYs 2009, 2011, and 2012 OCO programs, respectively; however, FY 2013 reflects \$5.5B of FY 2013 sequestered amount

11/ FY 2014 reflects the Consolidated Appropriations Act (PL 113-76) and does not reflect the \$0.1B of rescissions enacted in PL 113-76 that were applied to the Department's FYs 2009 (\$0.05B) and 2013 (\$0.09B) in OCO programs, respectively

12/ FY 2015 reflects the Consolidated and Further Continuing Appropriations Act (PL 113-235) and does not reflect the \$1.2B of rescissions enacted in PL 113-235 that were applied to the Department's FYs 2014 (\$1.2B) and FY 2013 (\$0.007B) in OCO programs, respectively. Excludes Ebola emergency supplemental funds received in Title X for \$112 million

13/ FY 2016 reflects the Consolidated Appropriations Act, 2016 (PL 114-113) and does not reflect the \$0.4 of recessions enacted in PL 114-113 that were applied to FY 2015 Afghanistan Security Forces Fund (\$172 million), the Further Continuing and Security Assistance Appropriations Act, 2017 (P.L. 114-254), December 10, 2016, (\$5.8 billion), and the Consolidated Appropriations Act of 2017 (P.L. 115-31)

14/ FY 2017 reflects the Continuing Appropriations and the Military Construction, Veterans Affairs, and Related Agencies Appropriations Act, 2017 (Public Law (P.L.) 114-223) September 29, 2016 (\$172 million), the Further Continuing and Security Assistance Appropriations Act, 2017 (P.L. 114-254), December 10, 2016, (\$5.8 billion), and the Consolidated Appropriations Act of 2017 (P.L. 115-31) May 5, 2017, \$76.8 billion - Title IX and Title X less the European Reassurance Initiative, Classified Activities, and other non War appropriated amounts..

15/ FY 2018 reflects the Consolidated Appropriations Act of 2018 (P.L. 115-141), March 23, 2018, \$65.9 billion – Title IX

Note: Includes funding for OIF/OND/OIR, OEF/OFS, and ONE. Beginning in FY 2005, ONE is funded in the DoD baseline.

Source: Department of Defense Appropriations Acts Data as of September 30, 2018

Totals may not add due to rounding

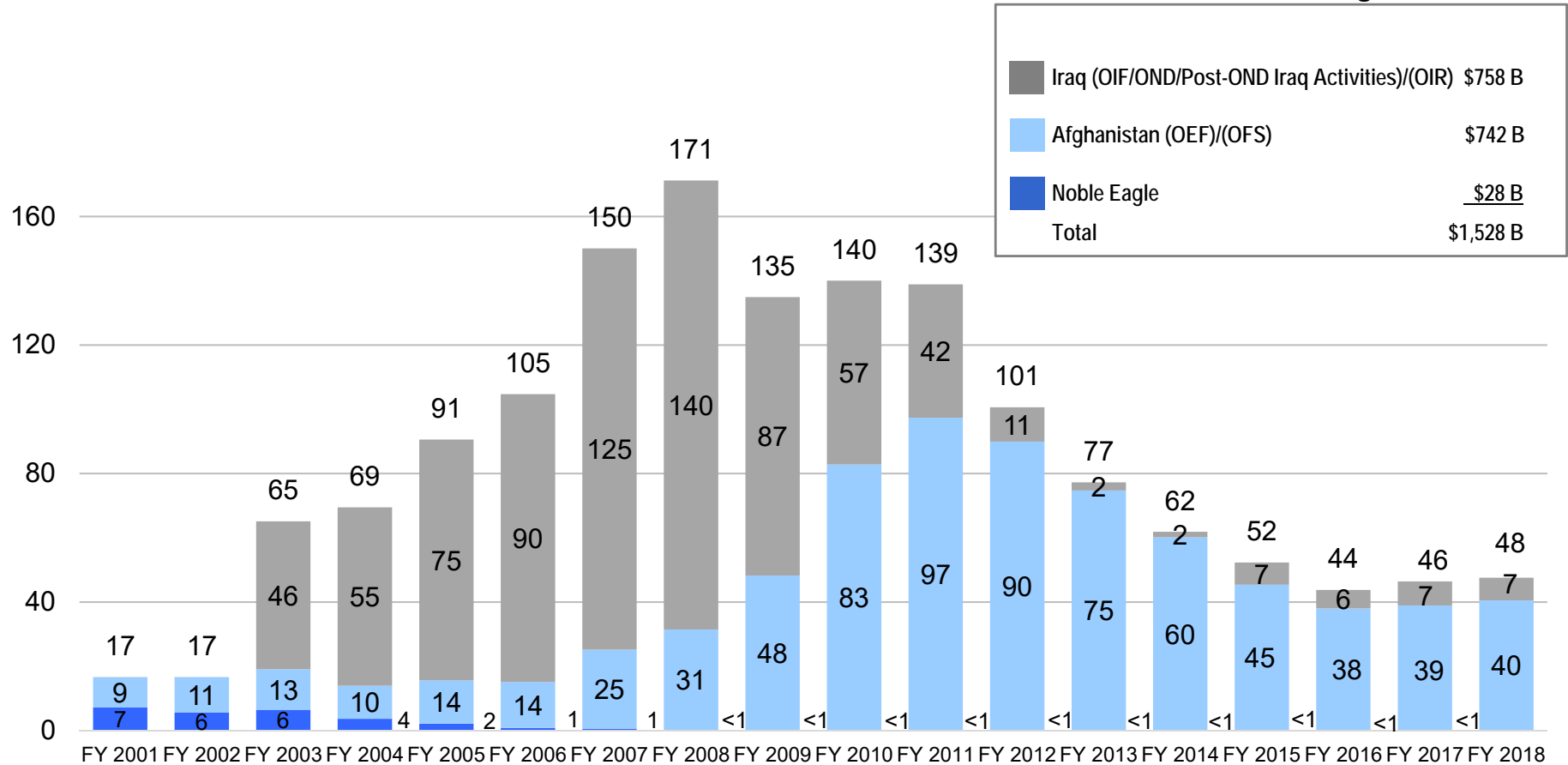
Department of Defense Cost of War

Total War-related Obligations by Year Appropriated

(Dollars in Billions)

War-related Obligations

Iraq (OIF/OND/Post-OND Iraq Activities)/(OIR)	\$758 B
Afghanistan (OEF)/(OFS)	\$742 B
Noble Eagle	<u>\$28 B</u>
Total	\$1,528 B

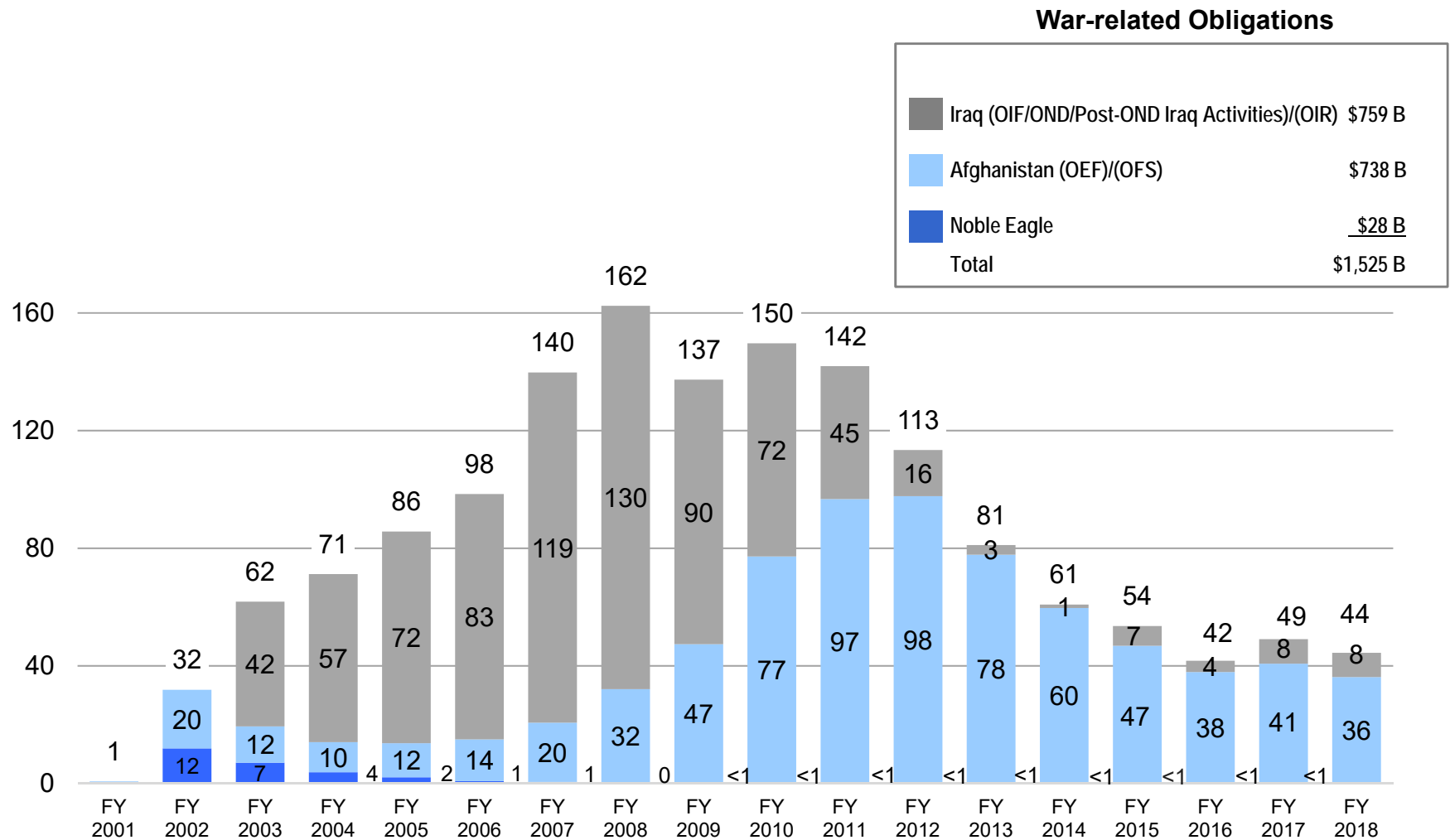


Note: Obligation data shown against year funds obligated. Does not include non-DoD classified programs.
 Source: Defense Finance and Accounting Service, Cost of War Monthly Report
 Data as of September 30, 2018

Totals may not add due to rounding

Department of Defense Cost of War

Total War-related Obligations by Year Incurred



Note: Obligation data shown against year funds obligated. Does not include non-DoD classified programs.
 Source: Defense Finance and Accounting Service, Cost of War Monthly Report
 Data as of September 30, 2018

Totals may not add due to rounding

**Cost of War Report
September 30, 2018**

Table of Contents

<u>Title of Report</u>	<u>Page</u>
Summary Cost of War Obligations by Component, Appropriation and Operation	1
Military Personnel Subsidiary Report	
Fiscal Years 2007-2018 All Appropriations (Cost breakdown Structure)	8
Fiscal Year 2018 Appropriations Only (Cost Breakdown Structure)	12
Operation and Maintenance Subsidiary Report	
Fiscal Years 2007-2018 All Appropriations (Cost breakdown Structure)	18
Fiscal Year 2018 Appropriations Only (Cost Breakdown Structure)	30
FY 2018 Cost of War for FY 2018 Appropriations	40
FY 2018 Cost of War for FY 2017 Appropriations	44
FY 2018 Cost of War for FY 2016 Appropriations	50

**Summary Cost of War Obligations by Component, Appropriation
and Operation**

COST OF WAR
Summary Obligations by Component, Appropriation and Operation
Fiscal Year 2007 - 2018
(Amounts in Thousands)
As of September 30, 2018

Appropriation	Operation New Dawn (OND) / Post-OND Iraq Activities		Operation Enduring Freedom		Operation Freedom's Sentinel		Operation Noble Eagle		Operation Inherent Resolve		Summary	
	Obligations September 2018	Obligations Year To Date	Obligations September 2018	Obligations Year To Date	Obligations September 2018	Obligations Year To Date	Obligations September 2018	Obligations Year To Date	Obligations September 2018	Obligations Year To Date	Obligations September 2018	Obligations Year To Date
DoD Total	-71,091	-74,935	-1,179,154	-5,139,265	3,974,020	41,154,118	52,436	154,351	-336,047	8,344,849	2,440,164	44,439,118
Military Personnel	0	-244	-53,370	-31,748	341,989	3,720,644	3,344	40,302	74,128	530,142	366,091	4,259,096
Operation and Maintenance	-51,465	-79,308	-513,214	-4,331,764	2,477,393	30,869,125	49,092	115,433	-461,866	4,981,723	1,499,940	31,555,209
Afghanistan Security Forces Fund	0	0	-167,676	-308,661	352,059	3,756,794	0	0	0	0	184,383	3,448,133
Afghanistan Infrastructure Fund	0	0	6,929	10,857	0	0	0	0	0	0	6,929	10,857
Iraq Train and Equip Fund	0	0	0	0	0	0	0	0	-26,064	26,544	-26,064	26,544
Counter-ISIL Train and Equip Fund	0	0	0	0	0	0	0	0	-36,163	1,038,772	-36,163	1,038,772
Procurement	-1,551	3,315	-272,726	-241,932	708,320	2,337,559	0	0	85,558	1,657,400	519,601	3,756,342
Joint Improvised Explosive Device Defeat Fund	-21,410	-21,548	-37,669	-39,381	38,355	18,875	0	0	0	0	-20,724	-42,054
Research, Development, Test and Evaluation	0	0	-55	-58,114	50,707	382,193	0	0	28,360	110,268	79,012	434,347
Revolving and Management Funds	3,335	22,850	0	2,137	5,073	67,899	0	-1,384	0	0	8,408	91,502
Military Construction	0	0	-141,373	-140,659	124	1,029	0	0	0	0	-141,249	-139,630
Army Total	-73,602	-96,561	-848,323	-4,185,237	2,239,164	19,462,379	7,376	76,479	179,267	3,890,703	1,503,882	19,147,763
Military Personnel	0	-244	-53,370	-31,748	219,359	2,508,718	2,215	28,463	48,507	257,832	216,711	2,763,021
Operation and Maintenance	-50,870	-73,751	-477,355	-3,706,685	1,280,926	11,978,463	5,161	48,016	179,389	2,472,441	937,251	10,718,484
Afghanistan Security Forces Fund	0	0	-167,676	-308,661	352,059	3,756,794	0	0	0	0	184,383	3,448,133
Afghanistan Infrastructure Fund	0	0	6,929	10,857	0	0	0	0	0	0	6,929	10,857
Iraq Train and Equip Fund	0	0	0	0	0	0	0	0	-26,064	26,544	-26,064	26,544
Counter-ISIL Train and Equip Fund	0	0	0	0	0	0	0	0	-36,163	1,038,772	-36,163	1,038,772
Procurement	-1,322	-1,018	22,191	31,287	338,124	1,008,785	0	0	13,402	58,135	372,395	1,097,189
Joint Improvised Explosive Device Defeat Fund	-21,410	-21,548	-37,669	-39,381	15,095	2,488	0	0	0	0	-43,984	-58,441
Research, Development, Test and Evaluation	0	0	0	2	33,477	206,102	0	0	196	36,979	33,673	243,083
Military Construction	0	0	-141,373	-140,908	124	1,029	0	0	0	0	-141,249	-139,879
Navy/Marine Corps Total	-341	2,597	-101,150	-130,656	1,005,639	7,307,620	0	0	80,631	1,175,523	984,779	8,355,084
Navy Total	-214	4,375	-92,459	-95,964	878,576	6,206,195	0	0	70,128	1,023,279	856,031	7,137,885
Military Personnel	0	0	0	0	30,564	369,873	0	0	2,305	28,108	32,869	397,981
Operation and Maintenance	0	0	0	0	756,322	5,551,924	0	0	57,663	522,237	813,985	6,074,161
Procurement	-214	4,375	-92,404	-97,268	91,379	273,873	0	0	9,344	436,214	8,105	617,194
Research, Development, Test and Evaluation	0	0	-55	1,055	311	10,525	0	0	816	36,720	1,072	48,300
Military Construction	0	0	0	249	0	0	0	0	0	0	0	249
Marine Corps Total	-127	-1,778	-8,691	-34,692	127,063	1,101,425	0	0	10,503	152,244	128,748	1,217,199
Military Personnel	0	0	0	0	2,317	33,044	0	0	6,725	81,059	9,042	114,103
Operation and Maintenance	-112	-1,736	-6,003	-17,578	111,132	1,019,887	0	0	3,778	70,286	108,795	1,070,859
Procurement	-15	-42	-2,688	-17,114	13,614	48,494	0	0	0	899	10,911	32,237
Air Force Total	-483	-3,821	-220,289	-751,858	-46,103	9,413,676	45,060	79,256	-566,266	2,984,708	-788,081	11,721,961
Military Personnel	0	0	0	0	89,749	809,009	1,129	11,839	16,591	163,143	107,469	983,991
Operation and Maintenance	-483	-3,821	-20,751	-549,548	-318,945	8,146,776	43,931	67,417	-672,930	1,612,860	-969,178	9,273,684
Procurement	0	0	-199,538	-143,222	183,107	434,632	0	0	62,725	1,171,990	46,294	1,463,400
Research, Development, Test and Evaluation	0	0	0	-59,088	-14	23,259	0	0	27,348	36,715	27,334	886
Defense Agencies Total	3,335	22,850	-9,392	-71,514	775,320	4,970,443	0	-1,384	-29,679	293,915	739,584	5,214,310
Operation and Maintenance	0	0	-9,105	-57,953	647,958	4,172,075	0	0	-29,766	303,899	609,087	4,418,021
Procurement	0	0	-287	-15,615	82,096	571,775	0	0	87	-9,838	81,896	546,322
Joint Improvised Explosive Device Defeat Fund	0	0	0	0	23,260	16,387	0	0	0	0	23,260	16,387
Research, Development, Test and Evaluation	0	0	0	-83	16,933	142,307	0	0	0	-146	16,933	142,078
Revolving and Management Funds	3,335	22,850	0	2,137	5,073	67,899	0	-1,384	0	0	8,408	91,502

COST OF WAR
Obligations by Component, Appropriation and Operation
Fiscal Year 2007 - 2018
(Amounts in Thousands)
As of September 30, 2018

	Operation New Dawn (OND) / Post-OND Iraq Activities		Operation Enduring Freedom		Operation Freedom's Sentinel		Operation Noble Eagle		Operation Inherent Resolve		Summary	
	Obligations September 2018	Obligations Year to Date	Obligations September 2018	Obligations Year to Date	Obligations September 2018	Obligations Year to Date	Obligations September 2018	Obligations Year to Date	Obligations September 2018	Obligations Year to Date	Obligations September 2018	Obligations Year to Date
Appropriation												
17 2016/2018 1508 Procurement of Ammunition, Navy and USMC	0	0	0	0	0	425	0	0	0	49,046	0	49,471
17 2017/2019 1508 Procurement of Ammunition, Navy and USMC	0	0	0	0	1,203	3,264	0	0	0	8,172	1,203	11,436
17 2018/2020 1508 Procurement of Ammunition, Navy and USMC	0	0	0	0	234	4,366	0	0	3,969	212,221	4,203	216,587
17 2011/2013 1810 Other Procurement, Navy	-117	-118	-502	-561	0	248	0	0	0	0	-619	-431
17 2012/2014 1810 Other Procurement, Navy	0	4,899	0	-5,207	0	0	0	0	0	0	0	-308
17 2014/2016 1810 Other Procurement, Navy	0	0	-93,334	-92,043	0	0	0	0	0	0	-93,334	-92,043
17 2015/2017 1810 Other Procurement, Navy	0	0	2,300	7,869	0	0	0	0	5,869	5,869	8,169	13,738
17 2017/2019 1810 Other Procurement, Navy	0	0	0	0	18	-32,227	0	0	0	1,695	18	-30,532
17 2018/2020 1810 Other Procurement, Navy	0	0	0	0	24,810	89,299	0	0	397	53,252	25,207	142,551
17 2012/2013 1319 Research, Development, Test, and Eval, Navy	0	0	-243	-331	0	0	0	0	0	0	-243	-331
17 2013/2014 1319 Research, Development, Test, and Eval, Navy	0	0	188	188	0	0	0	0	0	0	188	188
17 2015/2016 1319 Research, Development, Test, and Eval, Navy	0	0	0	1,198	0	0	0	0	0	-1,208	0	-10
17 2017/2018 1319 Research, Development, Test, and Eval, Navy	0	0	0	0	0	0	0	0	0	10,941	0	10,941
17 2018/2019 1319 Research, Development, Test, and Eval, Navy	0	0	0	0	311	10,525	0	0	816	26,987	1,127	37,512
17 2013/2013 1205 Military Construction, Navy and Marine Corps	0	0	0	249	0	0	0	0	0	0	249	249
Navy Reserve	0	0	0	0	-976	34,422	0	0	0	33	-976	34,455
17 2018/2018 1405 Reserve Personnel, Navy	0	0	0	0	811	12,969	0	0	0	33	811	13,002
17 2018/2018 1806 Operation and Maintenance, Navy Reserve	0	0	0	0	-1,787	21,453	0	0	0	0	-1,787	21,453
Marine Corps Total	-127	-1,778	-8,691	-34,692	127,063	1,101,425	0	0	10,503	152,244	128,748	1,217,199
Marine Corps Active	-127	-1,778	-8,690	-34,591	127,309	1,095,593	0	0	10,503	152,244	128,995	1,211,468
17 2018/2020 1508 Procurement of Ammunition, Navy and USMC	0	0	0	0	0	0	0	0	0	899	0	899
17 2018/2018 1105 Military Personnel, Marine Corps	0	0	0	0	2,277	30,757	0	0	6,725	81,059	9,002	111,816
17 2013/2013 1106 Operation and Maintenance, Marine Corps	0	-10	-4,382	-12,789	0	0	0	0	0	0	-4,382	-12,799
17 2014/2014 1106 Operation and Maintenance, Marine Corps	0	0	-1,620	-4,688	0	0	0	0	0	0	-1,620	-4,688
17 2015/2015 1106 Operation and Maintenance, Marine Corps	-80	-1,767	0	0	-8	-1,701	0	0	0	0	-88	-3,468
17 2016/2016 1106 Operation and Maintenance, Marine Corps	-32	41	0	0	497	-22	0	0	0	0	465	19
17 2017/2017 1106 Operation and Maintenance, Marine Corps	0	0	0	0	-329	-4,615	0	0	-141	-262	-470	-4,877
17 2018/2018 1106 Operation and Maintenance, Marine Corps	0	0	0	0	111,258	1,022,680	0	0	3,919	70,548	115,177	1,093,228
17 2011/2013 1109 Procurement, Marine Corps	-15	-42	-1,528	-4,285	0	0	0	0	0	0	-1,543	-4,327
17 2012/2014 1109 Procurement, Marine Corps	0	0	0	-6,262	0	0	0	0	0	0	0	-6,262
17 2013/2015 1109 Procurement, Marine Corps	0	0	-1,093	-6,468	0	0	0	0	0	0	-1,093	-6,468
17 2014/2016 1109 Procurement, Marine Corps	0	0	-67	-99	0	0	0	0	0	0	-67	-99
17 2015/2017 1109 Procurement, Marine Corps	0	0	0	0	0	-95	0	0	0	0	0	-95
17 2016/2018 1109 Procurement, Marine Corps	0	0	0	0	0	-3	0	0	0	0	0	-3
17 2017/2019 1109 Procurement, Marine Corps	0	0	0	0	1,996	5,696	0	0	0	0	1,996	5,696
17 2018/2020 1109 Procurement, Marine Corps	0	0	0	0	11,618	42,896	0	0	0	0	11,618	42,896
Marine Corps Reserve	0	0	-1	-101	-246	5,832	0	0	0	0	-247	5,731
17 2018/2018 1108 Reserve Personnel, Marine Corps	0	0	0	0	40	2,287	0	0	0	0	40	2,287
17 2013/2013 1107 Operation and Maintenance, USMC Reserve	0	0	-1	-101	0	0	0	0	0	0	-1	-101
17 2015/2015 1107 Operation and Maintenance, USMC Reserve	0	0	0	0	0	-1	0	0	0	0	0	-1
17 2017/2017 1107 Operation and Maintenance, USMC Reserve	0	0	0	0	0	589	0	0	0	0	0	589
17 2018/2018 1107 Operation and Maintenance, USMC Reserve	0	0	0	0	-286	2,957	0	0	0	0	-286	2,957
Air Force Total	-483	-3,821	-220,289	-751,858	-46,103	9,413,676	45,060	79,256	-566,266	2,984,708	-788,081	11,721,961
Air Force Active	-483	-3,821	-220,289	-751,858	-55,065	9,327,654	45,060	79,256	-566,188	2,984,707	-796,965	11,635,938
57 2018/2018 3500 Military Personnel, Air Force	0	0	0	0	87,187	783,851	1,129	11,839	16,591	163,143	104,907	958,833
57 2013/2013 3400 Operation and Maintenance, Air Force	-532	-2,303	-18,293	-364,320	0	0	0	-14	0	0	-18,825	-366,637
57 2014/2014 3400 Operation and Maintenance, Air Force	0	1	5,716	-181,727	0	0	0	0	-13,210	0	-7,494	-181,726
57 2015/2015 3400 Operation and Maintenance, Air Force	0	-749	-8,174	-3,501	-23,569	-10,882	37	18	1,377	-369	-30,329	-15,483
57 2016/2016 3400 Operation and Maintenance, Air Force	49	-770	0	0	6,557	-42,313	-1	-6	4,309	-8,464	10,914	-51,553
57 2017/2017 3400 Operation and Maintenance, Air Force	0	0	0	0	-52,410	-39,608	4	-2,272	-3,969	-15,017	-56,375	-56,897
57 2018/2018 3400 Operation and Maintenance, Air Force	0	0	0	0	-255,923	8,178,715	43,891	69,691	-661,359	1,636,709	-873,391	9,885,115
57 2011/2013 3010 Aircraft Procurement, Air Force	0	0	56,568	-87,073	0	0	0	0	0	0	56,568	-87,073
57 2012/2014 3010 Aircraft Procurement, Air Force	0	0	0	-126	0	0	0	0	0	0	0	-126
57 2014/2016 3010 Aircraft Procurement, Air Force	0	0	0	-35,468	0	34,992	0	0	0	0	0	-476
57 2015/2017 3010 Aircraft Procurement, Air Force	0	447	0	1,019	0	0	0	0	-447	-447	0	572
57 2016/2018 3010 Aircraft Procurement, Air Force	0	0	0	0	38,863	118,487	0	0	0	0	38,863	118,487
57 2017/2019 3010 Aircraft Procurement, Air Force	0	0	0	0	67,469	76,541	0	0	25,600	25,600	93,069	102,141
57 2018/2020 3010 Aircraft Procurement, Air Force	0	0	0	0	22,849	35,071	0	0	0	3,900	22,849	38,971
57 2011/2013 3020 Missile Procurement, Air Force	0	0	4,208	4,208	0	0	0	0	0	0	4,208	4,208
57 2014/2016 3020 Missile Procurement, Air Force	0	0	0	-20	0	0	0	0	0	0	0	-20
57 2015/2017 3020 Missile Procurement, Air Force	0	0	0	16,171	0	0	0	0	0	-16,223	0	-52

COST OF WAR
Obligations by Component, Appropriation and Operation
Fiscal Year 2007 - 2018
(Amounts in Thousands)
As of September 30, 2018

Appropriation	Operation New Dawn (OND) / Post-OND Iraq Activities		Operation Enduring Freedom		Operation Freedom's Sentinel		Operation Noble Eagle		Operation Inherent Resolve		Summary	
	Obligations September 2018	Obligations Year to Date	Obligations September 2018	Obligations Year to Date	Obligations September 2018	Obligations Year to Date	Obligations September 2018	Obligations Year to Date	Obligations September 2018	Obligations Year to Date	Obligations September 2018	Obligations Year to Date
97 2017/2019 0300 Procurement, Defense-Wide	0	0	0	0	0	397	0	0	99	2,183	99	2,580
97 2018/2020 0300 Procurement, Defense-Wide	0	0	0	0	4,290	5,103	0	0	-12	6,801	4,278	11,904
DLA Total	3,335	22,850	0	2,137	5,073	67,899	0	-1,384	0	0	8,408	91,502
97 2007/XXXX 4930 Defense Working Capital Funds, Defense	0	0	0	0	0	0	0	-1,384	0	0	0	-1,384
97 2012/XXXX 4930 Defense Working Capital Funds, Defense (Army)	0	0	0	-1	0	0	0	0	0	0	0	-1
97 2013/XXXX 4930 Defense Working Capital Funds, Defense (Army)	0	0	0	-248	0	0	0	0	0	0	0	-248
97 2013/XXXX 4930 Defense Working Capital Funds, Defense	3,335	22,850	0	0	0	0	0	0	0	0	3,335	22,850
97 2014/XXXX 4930 Defense Working Capital Funds, Defense (Army)	0	0	0	3,191	0	0	0	0	0	0	0	3,191
97 2014/XXXX 4930 Defense Working Capital Funds, Defense	0	0	0	-602	0	0	0	0	0	0	0	-602
97 2015/XXXX 4930 Defense Working Capital Funds, Defense	0	0	0	-203	-6	46,994	0	0	0	0	-6	46,791
97 2016/XXXX 4930 Defense Working Capital Funds, Defense	0	0	0	0	0	11,488	0	0	0	0	0	11,488
97 2017/XXXX 4930 Defense Working Capital Funds, Defense (Army)	0	0	0	0	0	1,681	0	0	0	0	0	1,681
97 2017/XXXX 4930 Defense Working Capital Funds, Defense	0	0	0	0	0	2,657	0	0	0	0	0	2,657
97 2018/XXXX 4930 Defense Working Capital Funds, Defense	0	0	0	0	5,079	5,079	0	0	0	0	5,079	5,079
DLSA Total	0	0	0	0	22,026	119,613	0	0	0	0	22,026	119,613
97 2018/2018 0100 Operation and Maintenance, Defense-Wide	0	0	0	0	22,026	119,613	0	0	0	0	22,026	119,613
DMA Total	0	0	0	-237	0	11,881	0	0	2	46	2	11,690
97 2013/2013 0100 Operation and Maintenance, Defense-Wide	0	0	0	-237	0	0	0	0	0	0	0	-237
97 2017/2017 0100 Operation and Maintenance, Defense-Wide	0	0	0	0	0	-963	0	0	0	0	0	-963
97 2018/2018 0100 Operation and Maintenance, Defense-Wide	0	0	0	0	0	12,844	0	0	2	46	2	12,890
DODEA Total	0	0	-268	-549	3	31,000	0	0	0	0	-265	30,451
97 2013/2013 0100 Operation and Maintenance, Defense-Wide	0	0	-268	-538	0	0	0	0	0	0	-268	-538
97 2014/2014 0100 Operation and Maintenance, Defense-Wide	0	0	0	-11	0	0	0	0	0	0	0	-11
97 2015/2015 0100 Operation and Maintenance, Defense-Wide	0	0	0	0	0	-18	0	0	0	0	0	-18
97 2017/2017 0100 Operation and Maintenance, Defense-Wide	0	0	0	0	0	18	0	0	0	0	0	18
97 2018/2018 0100 Operation and Maintenance, Defense-Wide	0	0	0	0	3	31,000	0	0	0	0	3	31,000
DODIG Total	0	0	0	-21	210	5,661	0	0	43	10,948	253	16,588
97 2013/2013 0107 Office of the Inspector General, Defense	0	0	0	-21	0	0	0	0	0	0	0	-21
97 2016/2016 0107 Office of the Inspector General, Defense	0	0	0	0	0	0	0	0	0	2	0	2
97 2017/2017 0107 Office of the Inspector General, Defense	0	0	0	0	0	-2	0	0	0	14	0	12
97 2018/2018 0107 Office of the Inspector General, Defense	0	0	0	0	210	5,663	0	0	43	10,932	253	16,595
DSCA Total	0	0	0	-19,726	34,049	126,837	0	0	0	0	34,049	107,111
97 2013/2013 0100 Operation and Maintenance, Defense-Wide	0	0	0	-9,585	0	0	0	0	0	0	0	-9,585
97 2014/2014 0100 Operation and Maintenance, Defense-Wide	0	0	0	-10,141	0	0	0	0	0	0	0	-10,141
97 2017/2017 0100 Operation and Maintenance, Defense-Wide	0	0	0	0	0	-5,429	0	0	0	0	0	-5,429
97 2018/2019 0100 Operation and Maintenance, Defense-Wide	0	0	0	0	8,015	17,420	0	0	0	0	8,015	17,420
97 2018/2018 0100 Operation and Maintenance, Defense-Wide	0	0	0	0	26,034	114,846	0	0	0	0	26,034	114,846
DTRA Total	0	0	0	0	87,551	471,667	0	0	0	0	87,551	471,667
97 2016/2016 0100 Operation and Maintenance, Defense-Wide	0	0	0	0	0	-1,775	0	0	0	0	0	-1,775
97 2017/2017 0100 Operation and Maintenance, Defense-Wide	0	0	0	0	91	-91	0	0	0	0	91	-91
97 2018/2018 0100 Operation and Maintenance, Defense-Wide	0	0	0	0	47,269	314,541	0	0	0	0	47,269	314,541
97 2018/2020 0300 Procurement, Defense-Wide	0	0	0	0	0	5,200	0	0	0	0	5,200	5,200
97 2018/2019 0400 Research, Development, Test, and Evaluation, Defense-Wide	0	0	0	0	16,931	137,405	0	0	0	0	16,931	137,405
97 2017/2019 2093 Joint Improvised Explosive Device Defeat Fund	0	0	0	0	2,949	16,387	0	0	0	0	2,949	16,387
97 2018/2020 2093 Joint Improvised Explosive Device Defeat Fund	0	0	0	0	20,311	0	0	0	0	0	20,311	0
JCS Total	0	0	0	0	0	541	0	0	0	3,614	0	4,155
97 2018/2018 0100 Operation and Maintenance, Defense-Wide	0	0	0	0	0	541	0	0	0	3,614	0	4,155
OSD Total	0	0	0	0	1,401	43,357	0	0	0	0	1,401	43,357
97 2018/2018 0100 Operation and Maintenance, Defense-Wide	0	0	0	0	1,401	43,357	0	0	0	0	1,401	43,357
SOCOM Total	0	0	-3,442	-36,981	533,085	3,593,949	0	0	-32,782	236,516	496,861	3,793,484
97 2012/2012 0100 Operation and Maintenance, Defense-Wide	0	0	0	-1,052	0	0	0	0	0	0	0	-1,052
97 2013/2013 0100 Operation and Maintenance, Defense-Wide	0	0	-2,534	-13,956	0	0	0	0	0	0	-2,534	-13,956
97 2014/2014 0100 Operation and Maintenance, Defense-Wide	0	0	-440	-4,341	0	0	0	0	0	0	-440	-4,341
97 2015/2015 0100 Operation and Maintenance, Defense-Wide	0	0	-183	-1,936	-1	-171	0	0	0	0	-184	-2,107
97 2016/2016 0100 Operation and Maintenance, Defense-Wide	0	0	0	0	176	-2,018	0	0	0	2	176	-2,016
97 2017/2017 0100 Operation and Maintenance, Defense-Wide	0	0	0	0	-110	-9,241	0	0	0	-115	-110	-9,356
97 2018/2018 0100 Operation and Maintenance, Defense-Wide	0	0	0	0	465,074	3,049,264	0	0	-32,782	255,360	432,292	3,304,624
97 2011/2013 0300 Procurement, Defense-Wide	0	0	-915	-6,447	0	0	0	0	0	0	-915	-6,447
97 2012/2014 0300 Procurement, Defense-Wide	0	0	0	309	0	0	0	0	0	0	0	309

COST OF WAR
Obligations by Component, Appropriation and Operation
Fiscal Year 2007 - 2018
(Amounts in Thousands)
As of September 30, 2018

	Operation New Dawn (OND) / Post-OND Iraq Activities		Operation Enduring Freedom		Operation Freedom's Sentinel		Operation Noble Eagle		Operation Inherent Resolve		Summary	
	Obligations September 2018	Obligations Year to Date	Obligations September 2018	Obligations Year to Date	Obligations September 2018	Obligations Year to Date	Obligations September 2018	Obligations Year to Date	Obligations September 2018	Obligations Year to Date	Obligations September 2018	Obligations Year to Date
97 2013/2015 0300 Procurement, Defense-Wide	0	0	0	-23	0	0	0	0	0	0	0	-23
97 2014/2016 0300 Procurement, Defense-Wide	0	0	0	-186	0	0	0	0	0	0	0	-186
97 2015/2017 0300 Procurement, Defense-Wide	0	0	630	-9,266	0	0	0	0	0	0	630	-9,266
97 2016/2018 0300 Procurement, Defense-Wide	0	0	0	0	14	32,301	0	0	0	-18,585	14	13,716
97 2017/2019 0300 Procurement, Defense-Wide	0	0	0	0	-1,301	193,782	0	0	0	0	-1,301	193,782
97 2018/2020 0300 Procurement, Defense-Wide	0	0	0	0	69,231	325,130	0	0	0	0	69,231	325,130
97 2012/2013 0400 Research, Development, Test, and Evaluation, Defense-Wide	0	0	0	497	0	0	0	0	0	0	0	497
97 2013/2014 0400 Research, Development, Test, and Evaluation, Defense-Wide	0	0	0	-82	0	0	0	0	0	0	0	-82
97 2014/2015 0400 Research, Development, Test, and Evaluation, Defense-Wide	0	0	0	-498	0	0	0	0	0	0	0	-498
97 2015/2016 0400 Research, Development, Test, and Evaluation, Defense-Wide	0	0	0	0	0	0	0	0	0	-146	0	-146
97 2018/2019 0400 Research, Development, Test, and Evaluation, Defense-Wide	0	0	0	0	2	4,902	0	0	0	0	2	4,902
WHS Total	0	0	0	0	1,719	3,043	0	0	0	0	1,719	3,043
97 2018/2018 0100 Operation and Maintenance, Defense-Wide	0	0	0	0	1,719	3,043	0	0	0	0	1,719	3,043

**Military Personnel Subsidiary Report
(Cost Breakdown Structure)**

COST OF WAR
Military Personnel (MILPERS) Summary Execution by Operation and Cost Breakdown Structure (CBS)
Fiscal Year 2007 - 2018
(Amounts in Thousands)
As of September 30, 2018

	Operation New Dawn (OND) / Post-OND Iraq Activities		Operation Enduring Freedom		Operation Freedom's Sentinel		Operation Noble Eagle		Operation Inherent Resolve		Summary	
	Obligations Year to Date	Disbursements Year to Date	Obligations Year to Date	Disbursements Year to Date	Obligations Year to Date	Disbursements Year to Date	Obligations Year to Date	Disbursements Year to Date	Obligations Year to Date	Disbursements Year to Date	Obligations Year to Date	Disbursements Year to Date
CBS Summary												
MILPERS CBS Summary Total	-244	-282	-31,748	25,187	3,720,644	3,721,389	40,302	40,302	530,142	529,941	4,259,096	4,316,537
1.0 Personnel Costs	-244	-282	-31,748	25,187	3,720,644	3,721,389	40,302	40,302	530,142	529,941	4,259,096	4,316,537
1.1.1 Reserve Components Called To Active Duty	0	0	0	0	2,842,793	2,842,793	39,551	39,551	394,882	394,882	3,277,226	3,277,226
1.1.2 Imminent Danger or Hostile Fire Pay	0	0	0	0	54,937	54,933	0	0	21,155	21,155	76,092	76,088
1.1.3 Family Separation Allowance	0	0	0	0	82,113	82,093	634	634	30,814	30,814	113,561	113,541
1.1.4 Hardship Duty Pay	0	0	0	0	52,055	52,049	0	0	21,582	21,582	73,637	73,631
1.1.5 Subsistence	0	0	0	0	365,066	365,066	117	117	50,628	50,628	415,811	415,811
1.1.6 Reserve Components Predeployment Training	-222	-260	-31,737	-13,032	227,125	230,273	0	0	33	33	195,199	217,014
1.1.7 Other Military Personnel (Special Pay)	-22	-22	-11	-14	96,555	94,182	0	0	11,048	10,847	107,570	104,993
1.1.8 Active Component Overstrength	0	0	0	38,233	0	0	0	0	0	0	0	38,233
1.0 Personnel Sub-Total	-244	-282	-31,748	25,187	3,720,644	3,721,389	40,302	40,302	530,142	529,941	4,259,096	4,316,537

COST OF WAR
Military Personnel (MILPERS) Summary Execution by Operation, Component, and Cost Breakdown Structure (CBS)
Fiscal Year 2007 - 2018
(Amounts in Thousands)
As of September 30, 2018

Component	Operation New Dawn (OND) / Post-OND Iraq Activities		Operation Enduring Freedom		Operation Freedom's Sentinel		Operation Noble Eagle		Operation Inherent Resolve		Summary	
	Obligations Year To Date	Disbursements Year To Date	Obligations Year To Date	Disbursements Year To Date	Obligations Year To Date	Disbursements Year To Date	Obligations Year To Date	Disbursements Year To Date	Obligations Year To Date	Disbursements Year To Date	Obligations Year To Date	Disbursements Year To Date
Grand Total	-244	-282	-31,748	25,187	3,720,644	3,721,389	40,302	40,302	530,142	529,941	4,259,096	4,316,537
Army Total	-244	-282	-31,748	25,187	2,508,718	2,522,256	28,463	28,463	257,832	257,832	2,763,021	2,833,456
1.1.1 Reserve Components Called To Active Duty	0	0	0	0	1,908,339	1,908,339	28,039	28,039	184,773	184,773	2,121,151	2,121,151
1.1.2 Imminent Danger or Hostile Fire Pay	0	0	0	0	27,714	27,714	0	0	11,635	11,635	39,349	39,349
1.1.3 Family Separation Allowance	0	0	0	0	42,749	42,749	424	424	17,885	17,885	61,058	61,058
1.1.4 Hardship Duty Pay	0	0	0	0	33,498	33,498	0	0	13,952	13,952	47,450	47,450
1.1.5 Subsistence	0	0	0	0	253,312	253,312	0	0	24,453	24,453	277,765	277,765
1.1.6 Reserve Components Predeployment Training	-222	-260	-31,737	-13,032	187,037	200,581	0	0	0	0	155,078	187,289
1.1.7 Other Military Personnel (Special Pay)	-22	-22	-11	-14	56,069	56,063	0	0	5,134	5,134	61,170	61,161
1.1.8 Active Component Overstrength	0	0	0	38,233	0	0	0	0	0	0	0	38,233
1.0 Personnel Sub-Total	-244	-282	-31,748	25,187	2,508,718	2,522,256	28,463	28,463	257,832	257,832	2,763,021	2,833,456
Navy/Marine Corps Total	0	0	0	0	402,917	398,011	0	0	109,167	108,966	512,084	506,977
Navy Total	0	0	0	0	369,873	366,931	0	0	28,108	27,907	397,981	394,838
1.1.1 Reserve Components Called To Active Duty	0	0	0	0	278,653	278,653	0	0	24,255	24,255	302,908	302,908
1.1.2 Imminent Danger or Hostile Fire Pay	0	0	0	0	7,866	7,866	0	0	671	671	8,537	8,537
1.1.3 Family Separation Allowance	0	0	0	0	19,747	19,747	0	0	1,717	1,717	21,464	21,464
1.1.4 Hardship Duty Pay	0	0	0	0	4,746	4,746	0	0	404	404	5,150	5,150
1.1.5 Subsistence	0	0	0	0	22,437	22,437	0	0	0	0	22,437	22,437
1.1.6 Reserve Components Predeployment Training	0	0	0	0	12,691	12,116	0	0	33	33	12,724	12,149
1.1.7 Other Military Personnel (Special Pay)	0	0	0	0	23,733	21,366	0	0	1,028	827	24,761	22,193
1.0 Personnel Sub-Total	0	0	0	0	369,873	366,931	0	0	28,108	27,907	397,981	394,838
Marine Corps Total	0	0	0	0	33,044	31,080	0	0	81,059	81,059	114,103	112,139
1.1.1 Reserve Components Called To Active Duty	0	0	0	0	26,220	26,220	0	0	67,837	67,837	94,057	94,057
1.1.2 Imminent Danger or Hostile Fire Pay	0	0	0	0	1,046	1,042	0	0	3,850	3,850	4,896	4,892
1.1.3 Family Separation Allowance	0	0	0	0	710	690	0	0	5,878	5,878	6,588	6,568
1.1.4 Hardship Duty Pay	0	0	0	0	650	644	0	0	3,494	3,494	4,144	4,138
1.1.6 Reserve Components Predeployment Training	0	0	0	0	2,239	305	0	0	0	0	2,239	305
1.1.7 Other Military Personnel (Special Pay)	0	0	0	0	2,179	2,179	0	0	0	0	2,179	2,179
1.0 Personnel Sub-Total	0	0	0	0	33,044	31,080	0	0	81,059	81,059	114,103	112,139
Air Force Total	0	0	0	0	809,009	801,122	11,839	11,839	163,143	163,143	983,991	976,104
1.1.1 Reserve Components Called To Active Duty	0	0	0	0	629,581	629,581	11,512	11,512	118,017	118,017	759,110	759,110
1.1.2 Imminent Danger or Hostile Fire Pay	0	0	0	0	18,311	18,311	0	0	4,999	4,999	23,310	23,310
1.1.3 Family Separation Allowance	0	0	0	0	18,907	18,907	210	210	5,334	5,334	24,451	24,451
1.1.4 Hardship Duty Pay	0	0	0	0	13,161	13,161	0	0	3,732	3,732	16,893	16,893
1.1.5 Subsistence	0	0	0	0	89,317	89,317	117	117	26,175	26,175	115,609	115,609
1.1.6 Reserve Components Predeployment Training	0	0	0	0	25,158	17,271	0	0	0	0	25,158	17,271
1.1.7 Other Military Personnel (Special Pay)	0	0	0	0	14,574	14,574	0	0	4,886	4,886	19,460	19,460
1.0 Personnel Sub-Total	0	0	0	0	809,009	801,122	11,839	11,839	163,143	163,143	983,991	976,104

COST OF WAR
Military Personnel (MILPERS) Summary Execution by Operation, Component, Appropriation and Cost Breakdown Structure (CBS)
Fiscal Year 2007 - 2018
(Amounts in Thousands)
As of September 30, 2018

Component and Appropriation	Operation New Dawn (OND) / Post-OND Iraq Activities		Operation Enduring Freedom		Operation Freedom's Sentinel		Operation Noble Eagle		Operation Inherent Resolve		Summary	
	Obligations Year to Date	Disbursements Year to Date	Obligations Year to Date	Disbursements Year to Date	Obligations Year to Date	Disbursements Year to Date	Obligations Year to Date	Disbursements Year to Date	Obligations Year to Date	Disbursements Year to Date	Obligations Year to Date	Disbursements Year to Date
Grand Total	-244	-282	-31,748	25,187	3,720,644	3,721,389	40,302	40,302	530,142	529,941	4,259,096	4,316,537
Army Total	-244	-282	-31,748	25,187	2,508,718	2,522,256	28,463	28,463	257,832	257,832	2,763,021	2,833,456
Army Active Total	0	0	-1	38,236	2,321,711	2,321,711	28,463	28,463	257,832	257,832	2,608,005	2,646,242
Military Personnel, Army												
1.1.1 Reserve Components Called To Active Duty	0	0	0	0	1,908,339	1,908,339	28,039	28,039	184,773	184,773	2,121,151	2,121,151
1.1.2 Imminent Danger or Hostile Fire Pay	0	0	0	0	27,714	27,714	0	0	11,635	11,635	39,349	39,349
1.1.3 Family Separation Allowance	0	0	0	0	42,749	42,749	424	424	17,885	17,885	61,058	61,058
1.1.4 Hardship Duty Pay	0	0	0	0	33,498	33,498	0	0	13,952	13,952	47,450	47,450
1.1.5 Subsistence	0	0	0	0	253,312	253,312	0	0	24,453	24,453	277,765	277,765
1.1.7 Other Military Personnel (Special Pay)	0	0	-1	3	56,099	56,099	0	0	5,134	5,134	61,232	61,236
1.1.8 Active Component Overstrength	0	0	0	38,233	0	0	0	0	0	0	0	38,233
1.0 Personnel Sub-Total	0	0	-1	38,236	2,321,711	2,321,711	28,463	28,463	257,832	257,832	2,608,005	2,646,242
Army Reserve Total	0	0	-2,680	-1,568	21,371	21,580	0	0	0	0	18,691	20,012
Reserve Personnel, Army												
1.1.6 Reserve Components Predeployment Training	0	0	-2,680	-1,568	21,371	21,580	0	0	0	0	18,691	20,012
1.0 Personnel Sub-Total	0	0	-2,680	-1,568	21,371	21,580	0	0	0	0	18,691	20,012
Army National Guard Total	-244	-282	-29,067	-11,481	165,636	178,965	0	0	0	0	136,325	167,202
National Guard Personnel, Army												
1.1.6 Reserve Components Predeployment Training	-222	-260	-29,057	-11,464	165,666	179,001	0	0	0	0	136,387	167,277
1.1.7 Other Military Personnel (Special Pay)	-22	-22	-10	-17	-30	-36	0	0	0	0	-62	-75
1.0 Personnel Sub-Total	-244	-282	-29,067	-11,481	165,636	178,965	0	0	0	0	136,325	167,202
Navy/Marine Corps Total	0	0	0	0	402,917	398,011	0	0	109,167	108,966	512,084	506,977
Navy Total	0	0	0	0	369,873	366,931	0	0	28,108	27,907	397,981	394,838
Navy Active Total	0	0	0	0	356,904	354,537	0	0	28,075	27,874	384,979	382,411
Military Personnel, Navy												
1.1.1 Reserve Components Called To Active Duty	0	0	0	0	278,653	278,653	0	0	24,255	24,255	302,908	302,908
1.1.2 Imminent Danger or Hostile Fire Pay	0	0	0	0	7,762	7,762	0	0	671	671	8,433	8,433
1.1.3 Family Separation Allowance	0	0	0	0	19,747	19,747	0	0	1,717	1,717	21,464	21,464
1.1.4 Hardship Duty Pay	0	0	0	0	4,610	4,610	0	0	404	404	5,014	5,014
1.1.5 Subsistence	0	0	0	0	22,437	22,437	0	0	0	0	22,437	22,437
1.1.7 Other Military Personnel (Special Pay)	0	0	0	0	23,695	21,328	0	0	1,028	827	24,723	22,155
1.0 Personnel Sub-Total	0	0	0	0	356,904	354,537	0	0	28,075	27,874	384,979	382,411
Navy Reserve Total	0	0	0	0	12,969	12,394	0	0	33	33	13,002	12,427
Reserve Personnel, Navy												
1.1.2 Imminent Danger or Hostile Fire Pay	0	0	0	0	104	104	0	0	0	0	104	104
1.1.4 Hardship Duty Pay	0	0	0	0	136	136	0	0	0	0	136	136
1.1.6 Reserve Components Predeployment Training	0	0	0	0	12,691	12,116	0	0	33	33	12,724	12,149
1.1.7 Other Military Personnel (Special Pay)	0	0	0	0	38	38	0	0	0	0	38	38
1.0 Personnel Sub-Total	0	0	0	0	12,969	12,394	0	0	33	33	13,002	12,427
Marine Corps Total	0	0	0	0	33,044	31,080	0	0	81,059	81,059	114,103	112,139
Marine Corps Active Total	0	0	0	0	30,757	30,757	0	0	81,059	81,059	111,816	111,816
Military Personnel, Marine Corps												
1.1.1 Reserve Components Called To Active Duty	0	0	0	0	26,220	26,220	0	0	67,837	67,837	94,057	94,057
1.1.2 Imminent Danger or Hostile Fire Pay	0	0	0	0	1,037	1,037	0	0	3,850	3,850	4,887	4,887
1.1.3 Family Separation Allowance	0	0	0	0	680	680	0	0	5,878	5,878	6,558	6,558
1.1.4 Hardship Duty Pay	0	0	0	0	641	641	0	0	3,494	3,494	4,135	4,135
1.1.7 Other Military Personnel (Special Pay)	0	0	0	0	2,179	2,179	0	0	0	0	2,179	2,179
1.0 Personnel Sub-Total	0	0	0	0	30,757	30,757	0	0	81,059	81,059	111,816	111,816
Marine Corps Reserve Total	0	0	0	0	2,287	323	0	0	0	0	2,287	323

COST OF WAR
Military Personnel (MILPERS) Summary Execution by Operation, Component, Appropriation and Cost Breakdown Structure (CBS)
Fiscal Year 2007 - 2018
(Amounts in Thousands)
As of September 30, 2018

Component and Appropriation	Operation New Dawn (OND) / Post-OND Iraq Activities		Operation Enduring Freedom		Operation Freedom's Sentinel		Operation Noble Eagle		Operation Inherent Resolve		Summary	
	Obligations Year to Date	Disbursements Year to Date	Obligations Year to Date	Disbursements Year to Date	Obligations Year to Date	Disbursements Year to Date	Obligations Year to Date	Disbursements Year to Date	Obligations Year to Date	Disbursements Year to Date	Obligations Year to Date	Disbursements Year to Date
Reserve Personnel, Marine Corps												
1.1.2 Imminent Danger or Hostile Fire Pay	0	0	0	0	9	5	0	0	0	0	9	5
1.1.3 Family Separation Allowance	0	0	0	0	30	10	0	0	0	0	30	10
1.1.4 Hardship Duty Pay	0	0	0	0	9	3	0	0	0	0	9	3
1.1.6 Reserve Components Predeployment Training	0	0	0	0	2,239	305	0	0	0	0	2,239	305
1.0 Personnel Sub-Total	0	0	0	0	2,287	323	0	0	0	0	2,287	323
Air Force Total	0	0	0	0	809,009	801,122	11,839	11,839	163,143	163,143	983,991	976,104
Air Force Active Total	0	0	0	0	783,851	783,851	11,839	11,839	163,143	163,143	958,833	958,833
Military Personnel, Air Force												
1.1.1 Reserve Components Called To Active Duty	0	0	0	0	629,581	629,581	11,512	11,512	118,017	118,017	759,110	759,110
1.1.2 Imminent Danger or Hostile Fire Pay	0	0	0	0	18,311	18,311	0	0	4,999	4,999	23,310	23,310
1.1.3 Family Separation Allowance	0	0	0	0	18,907	18,907	210	210	5,334	5,334	24,451	24,451
1.1.4 Hardship Duty Pay	0	0	0	0	13,161	13,161	0	0	3,732	3,732	16,893	16,893
1.1.5 Subsistence	0	0	0	0	89,317	89,317	117	117	26,175	26,175	115,609	115,609
1.1.7 Other Military Personnel (Special Pay)	0	0	0	0	14,574	14,574	0	0	4,886	4,886	19,460	19,460
1.0 Personnel Sub-Total	0	0	0	0	783,851	783,851	11,839	11,839	163,143	163,143	958,833	958,833
Air Force Reserve Total	0	0	0	0	20,607	13,525	0	0	0	0	20,607	13,525
Reserve Personnel, Air Force												
1.1.6 Reserve Components Predeployment Training	0	0	0	0	20,607	13,525	0	0	0	0	20,607	13,525
1.0 Personnel Sub-Total	0	0	0	0	20,607	13,525	0	0	0	0	20,607	13,525
Air Force National Guard Total	0	0	0	0	4,551	3,746	0	0	0	0	4,551	3,746
National Guard Personnel, Air Force												
1.1.6 Reserve Components Predeployment Training	0	0	0	0	4,551	3,746	0	0	0	0	4,551	3,746
1.0 Personnel Sub-Total	0	0	0	0	4,551	3,746	0	0	0	0	4,551	3,746

COST OF WAR
Military Personnel (MILPERS) Summary Execution by Operation and Cost Breakdown Structure (CBS)
Beginning Fiscal Year - 2018
(Amounts in Thousands)
As of September 30, 2018

CBS Summary	Operation Freedom's Sentinel		Operation Noble Eagle		Operation Inherent Resolve		Summary	
	Obligations Year to Date	Disbursements Year to Date	Obligations Year to Date	Disbursements Year to Date	Obligations Year to Date	Disbursements Year to Date	Obligations Year to Date	Disbursements Year to Date
MILPERS CBS Summary Total	3,711,787	3,683,872	40,302	40,302	530,142	529,941	4,282,231	4,254,115
1.0 Personnel Costs	3,711,787	3,683,872	40,302	40,302	530,142	529,941	4,282,231	4,254,115
1.1.1 Reserve Components Called To Active Duty	2,842,793	2,842,793	39,551	39,551	394,882	394,882	3,277,226	3,277,226
1.1.2 Imminent Danger or Hostile Fire Pay	54,937	54,933	0	0	21,155	21,155	76,092	76,088
1.1.3 Family Separation Allowance	82,113	82,093	634	634	30,814	30,814	113,561	113,541
1.1.4 Hardship Duty Pay	52,055	52,049	0	0	21,582	21,582	73,637	73,631
1.1.5 Subsistence	365,066	365,066	117	117	50,628	50,628	415,811	415,811
1.1.6 Reserve Components Predeployment Training	218,238	192,720	0	0	33	33	218,271	192,753
1.1.7 Other Military Personnel (Special Pay)	96,585	94,218	0	0	11,048	10,847	107,633	105,065
1.0 Personnel Sub-Total	3,711,787	3,683,872	40,302	40,302	530,142	529,941	4,282,231	4,254,115

COST OF WAR
Military Personnel (MILPERS) Summary Execution by Operation, Component, and Cost Breakdown Structure (CBS)
Beginning Fiscal Year - 2018
(Amounts in Thousands)
As of September 30, 2018

Component	Operation Freedom's Sentinel		Operation Noble Eagle		Operation Inherent Resolve		Summary	
	Obligations Year To Date	Disbursements Year To Date	Obligations Year To Date	Disbursements Year To Date	Obligations Year To Date	Disbursements Year To Date	Obligations Year To Date	Disbursements Year To Date
Grand Total	3,711,787	3,683,872	40,302	40,302	530,142	529,941	4,282,231	4,254,115
Army Total	2,499,861	2,484,739	28,463	28,463	257,832	257,832	2,786,156	2,771,034
1.1.1 Reserve Components Called To Active Duty	1,908,339	1,908,339	28,039	28,039	184,773	184,773	2,121,151	2,121,151
1.1.2 Imminent Danger or Hostile Fire Pay	27,714	27,714	0	0	11,635	11,635	39,349	39,349
1.1.3 Family Separation Allowance	42,749	42,749	424	424	17,885	17,885	61,058	61,058
1.1.4 Hardship Duty Pay	33,498	33,498	0	0	13,952	13,952	47,450	47,450
1.1.5 Subsistence	253,312	253,312	0	0	24,453	24,453	277,765	277,765
1.1.6 Reserve Components Predeployment Training	178,150	163,028	0	0	0	0	178,150	163,028
1.1.7 Other Military Personnel (Special Pay)	56,099	56,099	0	0	5,134	5,134	61,233	61,233
1.0 Personnel Sub-Total	2,499,861	2,484,739	28,463	28,463	257,832	257,832	2,786,156	2,771,034
Navy/Marine Corps Total	402,917	398,011	0	0	109,167	108,966	512,084	506,977
Navy Total	369,873	366,931	0	0	28,108	27,907	397,981	394,838
1.1.1 Reserve Components Called To Active Duty	278,653	278,653	0	0	24,255	24,255	302,908	302,908
1.1.2 Imminent Danger or Hostile Fire Pay	7,866	7,866	0	0	671	671	8,537	8,537
1.1.3 Family Separation Allowance	19,747	19,747	0	0	1,717	1,717	21,464	21,464
1.1.4 Hardship Duty Pay	4,746	4,746	0	0	404	404	5,150	5,150
1.1.5 Subsistence	22,437	22,437	0	0	0	0	22,437	22,437
1.1.6 Reserve Components Predeployment Training	12,691	12,116	0	0	33	33	12,724	12,149
1.1.7 Other Military Personnel (Special Pay)	23,733	21,366	0	0	1,028	827	24,761	22,193
1.0 Personnel Sub-Total	369,873	366,931	0	0	28,108	27,907	397,981	394,838
Marine Corps Total	33,044	31,080	0	0	81,059	81,059	114,103	112,139
1.1.1 Reserve Components Called To Active Duty	26,220	26,220	0	0	67,837	67,837	94,057	94,057
1.1.2 Imminent Danger or Hostile Fire Pay	1,046	1,042	0	0	3,850	3,850	4,896	4,892
1.1.3 Family Separation Allowance	710	690	0	0	5,878	5,878	6,588	6,568
1.1.4 Hardship Duty Pay	650	644	0	0	3,494	3,494	4,144	4,138
1.1.6 Reserve Components Predeployment Training	2,239	305	0	0	0	0	2,239	305
1.1.7 Other Military Personnel (Special Pay)	2,179	2,179	0	0	0	0	2,179	2,179
1.0 Personnel Sub-Total	33,044	31,080	0	0	81,059	81,059	114,103	112,139
Air Force Total	809,009	801,122	11,839	11,839	163,143	163,143	983,991	976,104
1.1.1 Reserve Components Called To Active Duty	629,581	629,581	11,512	11,512	118,017	118,017	759,110	759,110
1.1.2 Imminent Danger or Hostile Fire Pay	18,311	18,311	0	0	4,999	4,999	23,310	23,310
1.1.3 Family Separation Allowance	18,907	18,907	210	210	5,334	5,334	24,451	24,451
1.1.4 Hardship Duty Pay	13,161	13,161	0	0	3,732	3,732	16,893	16,893
1.1.5 Subsistence	89,317	89,317	117	117	26,175	26,175	115,609	115,609
1.1.6 Reserve Components Predeployment Training	25,158	17,271	0	0	0	0	25,158	17,271
1.1.7 Other Military Personnel (Special Pay)	14,574	14,574	0	0	4,886	4,886	19,460	19,460

COST OF WAR
Military Personnel (MILPERS) Summary Execution by Operation, Component, and Cost Breakdown Structure (CBS)
Beginning Fiscal Year - 2018
(Amounts in Thousands)
As of September 30, 2018

Component	Operation Freedom's Sentinel		Operation Noble Eagle		Operation Inherent Resolve		Summary	
	Obligations Year To Date	Disbursements Year To Date	Obligations Year To Date	Disbursements Year To Date	Obligations Year To Date	Disbursements Year To Date	Obligations Year To Date	Disbursements Year To Date
1.0 Personnel Sub-Total	809,009	801,122	11,839	11,839	163,143	163,143	983,991	976,104

COST OF WAR
Military Personnel (MILPERS) Summary Execution by Operation, Component, Appropriation and Cost Breakdown Structure (CBS)
Beginning Fiscal Year - 2018
(Amounts in Thousands)
As of September 30, 2018

Component and Appropriation	Operation Freedom's Sentinel		Operation Noble Eagle		Operation Inherent Resolve		Summary	
	Obligations Year to Date	Disbursements Year to Date	Obligations Year to Date	Disbursements Year to Date	Obligations Year to Date	Disbursements Year to Date	Obligations Year to Date	Disbursements Year to Date
Grand Total	3,711,787	3,683,872	40,302	40,302	530,142	529,941	4,282,231	4,254,115
Army Total	2,499,861	2,484,739	28,463	28,463	257,832	257,832	2,786,156	2,771,034
Army Active Total	2,321,711	2,321,711	28,463	28,463	257,832	257,832	2,608,006	2,608,006
Military Personnel, Army								
1.1.1 Reserve Components Called To Active Duty	1,908,339	1,908,339	28,039	28,039	184,773	184,773	2,121,151	2,121,151
1.1.2 Imminent Danger or Hostile Fire Pay	27,714	27,714	0	0	11,635	11,635	39,349	39,349
1.1.3 Family Separation Allowance	42,749	42,749	424	424	17,885	17,885	61,058	61,058
1.1.4 Hardship Duty Pay	33,498	33,498	0	0	13,952	13,952	47,450	47,450
1.1.5 Subsistence	253,312	253,312	0	0	24,453	24,453	277,765	277,765
1.1.7 Other Military Personnel (Special Pay)	56,099	56,099	0	0	5,134	5,134	61,233	61,233
1.0 Personnel Sub-Total	2,321,711	2,321,711	28,463	28,463	257,832	257,832	2,608,006	2,608,006
Army Reserve Total	22,021	19,635	0	0	0	0	22,021	19,635
Reserve Personnel, Army								
1.1.6 Reserve Components Predeployment Training	22,021	19,635	0	0	0	0	22,021	19,635
1.0 Personnel Sub-Total	22,021	19,635	0	0	0	0	22,021	19,635
Army National Guard Total	156,129	143,393	0	0	0	0	156,129	143,393
National Guard Personnel, Army								
1.1.6 Reserve Components Predeployment Training	156,129	143,393	0	0	0	0	156,129	143,393
1.0 Personnel Sub-Total	156,129	143,393	0	0	0	0	156,129	143,393
Navy/Marine Corps Total	402,917	398,011	0	0	109,167	108,966	512,084	506,977
Navy Total	369,873	366,931	0	0	28,108	27,907	397,981	394,838
Navy Active Total	356,904	354,537	0	0	28,075	27,874	384,979	382,411
Military Personnel, Navy								
1.1.1 Reserve Components Called To Active Duty	278,653	278,653	0	0	24,255	24,255	302,908	302,908
1.1.2 Imminent Danger or Hostile Fire Pay	7,762	7,762	0	0	671	671	8,433	8,433
1.1.3 Family Separation Allowance	19,747	19,747	0	0	1,717	1,717	21,464	21,464
1.1.4 Hardship Duty Pay	4,610	4,610	0	0	404	404	5,014	5,014
1.1.5 Subsistence	22,437	22,437	0	0	0	0	22,437	22,437
1.1.7 Other Military Personnel (Special Pay)	23,695	21,328	0	0	1,028	827	24,723	22,155
1.0 Personnel Sub-Total	356,904	354,537	0	0	28,075	27,874	384,979	382,411
Navy Reserve Total	12,969	12,394	0	0	33	33	13,002	12,427
Reserve Personnel, Navy								
1.1.2 Imminent Danger or Hostile Fire Pay	104	104	0	0	0	0	104	104

COST OF WAR
Military Personnel (MILPERS) Summary Execution by Operation, Component, Appropriation and Cost Breakdown Structure (CBS)
Beginning Fiscal Year - 2018
(Amounts in Thousands)
As of September 30, 2018

Component and Appropriation	Operation Freedom's Sentinel		Operation Noble Eagle		Operation Inherent Resolve		Summary	
	Obligations Year to Date	Disbursements Year to Date	Obligations Year to Date	Disbursements Year to Date	Obligations Year to Date	Disbursements Year to Date	Obligations Year to Date	Disbursements Year to Date
1.1.4 Hardship Duty Pay	136	136	0	0	0	0	136	136
1.1.6 Reserve Components Predeployment Training	12,691	12,116	0	0	33	33	12,724	12,149
1.1.7 Other Military Personnel (Special Pay)	38	38	0	0	0	0	38	38
1.0 Personnel Sub-Total	12,969	12,394	0	0	33	33	13,002	12,427
Marine Corps Total	33,044	31,080	0	0	81,059	81,059	114,103	112,139
Marine Corps Active Total	30,757	30,757	0	0	81,059	81,059	111,816	111,816
Military Personnel, Marine Corps								
1.1.1 Reserve Components Called To Active Duty	26,220	26,220	0	0	67,837	67,837	94,057	94,057
1.1.2 Imminent Danger or Hostile Fire Pay	1,037	1,037	0	0	3,850	3,850	4,887	4,887
1.1.3 Family Separation Allowance	680	680	0	0	5,878	5,878	6,558	6,558
1.1.4 Hardship Duty Pay	641	641	0	0	3,494	3,494	4,135	4,135
1.1.7 Other Military Personnel (Special Pay)	2,179	2,179	0	0	0	0	2,179	2,179
1.0 Personnel Sub-Total	30,757	30,757	0	0	81,059	81,059	111,816	111,816
Marine Corps Reserve Total	2,287	323	0	0	0	0	2,287	323
Reserve Personnel, Marine Corps								
1.1.2 Imminent Danger or Hostile Fire Pay	9	5	0	0	0	0	9	5
1.1.3 Family Separation Allowance	30	10	0	0	0	0	30	10
1.1.4 Hardship Duty Pay	9	3	0	0	0	0	9	3
1.1.6 Reserve Components Predeployment Training	2,239	305	0	0	0	0	2,239	305
1.0 Personnel Sub-Total	2,287	323	0	0	0	0	2,287	323
Air Force Total	809,009	801,122	11,839	11,839	163,143	163,143	983,991	976,104
Air Force Active Total	783,851	783,851	11,839	11,839	163,143	163,143	958,833	958,833
Military Personnel, Air Force								
1.1.1 Reserve Components Called To Active Duty	629,581	629,581	11,512	11,512	118,017	118,017	759,110	759,110
1.1.2 Imminent Danger or Hostile Fire Pay	18,311	18,311	0	0	4,999	4,999	23,310	23,310
1.1.3 Family Separation Allowance	18,907	18,907	210	210	5,334	5,334	24,451	24,451
1.1.4 Hardship Duty Pay	13,161	13,161	0	0	3,732	3,732	16,893	16,893
1.1.5 Subsistence	89,317	89,317	117	117	26,175	26,175	115,609	115,609
1.1.7 Other Military Personnel (Special Pay)	14,574	14,574	0	0	4,886	4,886	19,460	19,460
1.0 Personnel Sub-Total	783,851	783,851	11,839	11,839	163,143	163,143	958,833	958,833
Air Force Reserve Total	20,607	13,525	0	0	0	0	20,607	13,525
Reserve Personnel, Air Force								
1.1.6 Reserve Components Predeployment Training	20,607	13,525	0	0	0	0	20,607	13,525
1.0 Personnel Sub-Total	20,607	13,525	0	0	0	0	20,607	13,525

COST OF WAR
Military Personnel (MILPERS) Summary Execution by Operation, Component, Appropriation and Cost Breakdown Structure (CBS)
Beginning Fiscal Year - 2018
(Amounts in Thousands)
As of September 30, 2018

Component and Appropriation	Operation Freedom's Sentinel		Operation Noble Eagle		Operation Inherent Resolve		Summary	
	Obligations Year to Date	Disbursements Year to Date	Obligations Year to Date	Disbursements Year to Date	Obligations Year to Date	Disbursements Year to Date	Obligations Year to Date	Disbursements Year to Date
Air Force National Guard Total	4,551	3,746	0	0	0	0	4,551	3,746
National Guard Personnel, Air Force 1.1.6 Reserve Components Predeployment Training	4,551	3,746	0	0	0	0	4,551	3,746
1.0 Personnel Sub-Total	4,551	3,746	0	0	0	0	4,551	3,746

COST OF WAR
Operation and Maintenance (O&M) Summary Execution by Operation and Cost Breakdown Structure (CBS)
Fiscal Year 2007 - 2018
(Amounts in Thousands)
As of September 30, 2018

CBS Summary	Operation New Dawn (OND) / Post-OND Iraq Activities		Operation Enduring Freedom		Operation Freedom's Sentinel		Operation Noble Eagle		Operation Inherent Resolve		Summary	
	Obligations Year to Date	Disbursements Year to Date	Obligations Year to Date	Disbursements Year to Date	Obligations Year to Date	Disbursements Year to Date	Obligations Year to Date	Disbursements Year to Date	Obligations Year to Date	Disbursements Year to Date	Obligations Year to Date	Disbursements Year to Date
O&M CBS Summary Total	-79,308	743,708	-4,629,568	17,228,362	34,625,919	42,167,603	115,433	192,828	5,008,267	5,813,591	35,040,743	66,146,092
1.0 Personnel Costs	-231	2,686	-32,970	30,079	203,201	253,065	439	888	34,798	37,880	205,237	324,598
2.0 Personnel Support Costs	-23,778	6,638	-206,996	808,796	1,680,950	1,986,380	6,484	8,837	420,712	395,446	1,877,372	3,206,097
3.0 Operating Support Costs	-23,342	646,031	-2,778,850	15,660,803	25,825,977	32,059,757	107,609	180,681	4,089,068	4,750,375	27,220,462	53,297,647
4.0 Transportation Costs	-31,957	88,353	-1,287,562	835,754	3,034,190	3,493,601	901	2,422	323,719	397,415	2,039,291	4,817,545
6.0 Investment Costs	0	0	0	0	168	84	0	0	0	0	168	84
7.0 Other Support Costs	0	0	-323,190	-107,070	3,881,433	4,374,716	0	0	139,970	232,475	3,698,213	4,500,121
1.2.1 Civilian Premium Pay	-232	2,675	-29,501	29,632	131,471	184,567	363	667	21,256	24,302	123,357	241,843
1.2.2 Civilian Temporary Hires	1	11	-3,469	447	71,730	68,498	76	221	13,542	13,578	81,880	82,755
1.0 Personnel Sub-Total	-231	2,686	-32,970	30,079	203,201	253,065	439	888	34,798	37,880	205,237	324,598
2.1 Temporary Duty (TDY)/Additional Duty (TAD)	-3,864	5,886	-142,658	37,497	708,324	670,075	6,471	8,768	81,880	76,664	650,153	798,890
2.2 Clothing and Other Personnel Equipment & Supplies	-21	169	-15,588	662,207	294,157	565,524	0	1	2,577	1,886	281,125	1,229,787
2.2.1 Organizational Clothing	0	0	0	0	-923	-227	0	0	0	0	-923	-227
2.3 Medical Support/Health Services	-18,053	1	-20,069	25,816	508,951	509,929	13	68	13,297	12,469	484,139	548,283
2.4 Reserve Component Activation/Deactivation	0	0	-1,976	15,976	-11,033	2,109	0	0	0	0	-13,009	18,085
2.5 Other Personnel Support	-1,840	582	-20,083	56,675	172,123	233,970	0	0	322,958	304,427	473,158	595,654
2.6 Rest & Recreation	0	0	-6,622	10,625	572	4,175	0	0	0	0	-6,050	14,800
2.7 Body Armor	0	0	0	0	8,779	825	0	0	0	0	8,779	825
2.0 Personnel Support Sub-Total	-23,778	6,638	-206,996	808,796	1,680,950	1,986,380	6,484	8,837	420,712	395,446	1,877,372	3,206,097
3.1 Training	-6,244	7,210	-36,768	33,962	351,551	535,112	-4,834	3	9,158	5,336	312,863	581,623
3.1.0 Care-in-Store	0	0	22	22	262	0	0	0	0	0	284	22
3.2 Operations (OPTEMPO) (Fuel, Other POL, Parts)	-28,730	-5,694	-270,423	499,121	2,785,295	2,876,659	69,214	68,736	1,705,228	1,652,717	4,260,584	5,091,539
3.2.1 MRAP Vehicles Operation	0	0	0	0	14,169	79,390	0	0	0	0	14,169	79,390
3.2.5 Medical Supplies	0	0	0	0	31	31	0	0	0	0	31	31
3.3 Other Supplies & Equipment	13,872	24,284	-146,589	1,061,485	1,861,403	2,284,557	-1,167	1,376	257,555	560,770	1,985,074	3,932,472
3.4 Facilities/Base Support	-14,958	172,831	-722,750	1,746,750	674,378	2,147,158	16,461	21,174	189,876	197,950	143,007	4,285,863
3.4.1 MRAP Vehicles Facilities and Base Support	0	0	0	20	0	0	0	0	0	0	0	20
3.5.1 Organization Level Maintenance	301	-4,133	-11,074	202,223	147,856	260,252	0	0	432	84	137,515	458,426
3.5.2 Intermediate Level Maintenance	-7,199	156,491	-63,970	481,558	369,108	534,153	0	7	36,588	297,946	1,208,790	
3.5.3 Depot Level Maintenance	9,373	283,509	-611,222	1,129,933	6,334,197	6,256,253	0	0	95,140	68,237	5,827,488	7,737,932
3.5.4 Contractor Logistics Support	-5,489	14,283	-266,990	1,499,239	1,682,867	2,342,934	17,047	51,711	177,058	206,710	1,604,493	4,114,877
3.5.6 MRAP Vehicles Equipment Maintenance	0	0	-4,706	72	60,851	88,154	0	0	0	0	56,145	88,226
3.6 (C4I)	-33,088	-123,703	-610,310	2,579,531	3,419,505	5,041,003	1,338	7,746	539,172	775,883	3,316,617	8,280,460
3.7 Other Services and Miscellaneous Contracts	48,820	120,953	-18,369	6,426,888	8,122,507	9,609,569	9,550	29,935	1,114,918	1,245,846	9,277,426	17,433,191
3.8 IED Operation	0	0	0	0	1,111	613	0	0	262	127	1,373	740
3.9 Psychological Operations (Information Operations)	0	0	-15,701	-1	886	3,919	0	0	262	127	-14,553	4,045
3.0 Operating Support Sub-Total	-23,342	646,031	-2,778,850	15,660,803	25,825,977	32,059,757	107,609	180,681	4,089,068	4,750,375	27,220,462	53,297,647
4.1 Airlift	4,192	6,169	-306,896	186,018	1,764,564	1,814,715	0	0	145,320	214,544	1,607,180	2,221,446
4.2 Sealift	-449	2,155	10,332	22,840	305,155	246,261	0	0	42,288	18,965	357,326	290,221
4.4 Port Handling/Inland Transportation	-12,408	7,255	-58,450	154,329	265,752	315,325	901	2,422	124,974	102,603	320,769	581,934
4.5 Other Transportation	939	949	-3,532	12,178	160,039	170,526	0	0	7,929	6,142	165,375	189,795
4.6 Second Destination Transportation	-24,231	71,825	-929,016	460,389	594,356	923,509	0	0	3,206	55,159	-355,685	1,510,882
4.7 MRAP Vehicles Transportation	0	0	0	0	-59,733	1,658	0	0	0	0	-59,733	1,658
4.8 Retrograde of Personnel and Equipment	0	0	0	0	4,057	21,607	0	0	2	2	4,059	21,609
4.0 Transportation Sub-Total	-31,957	88,353	-1,287,562	835,754	3,034,190	3,493,601	901	2,422	323,719	397,415	2,039,291	4,817,545
6.2.1 Basic Research	0	0	0	0	168	84	0	0	0	0	168	84
6.0 Investment Sub-Total	0	0	0	0	168	84	0	0	0	0	168	84
7.1.90 Coalition Readiness Support Program (CRSP)	0	0	0	0	17,420	17,403	0	0	0	0	17,420	17,403
7.2.1 Transportation Support	0	0	-17,178	24,729	13,129	13,538	0	0	0	0	-4,049	38,267
7.2.2 Logistic Support	0	0	-2,548	98,767	96,288	96,289	0	0	0	0	93,740	195,056
7.3.02 Defense Forces Sustainment	0	0	-145,412	-43,032	2,045,946	2,217,512	0	0	0	0	1,900,534	2,174,480
7.3.03 Defense Forces Infrastructure	0	0	-10,132	1,377	53,455	31,647	0	0	0	0	43,323	33,024
7.3.04 Defense Forces Equipment and Transportation	0	0	-54,499	-54,455	582,519	565,807	0	0	0	0	528,020	511,352
7.3.05 Defense Forces Training and Operations	0	0	-36,650	-36,587	476,039	421,683	0	0	0	0	439,389	385,096
7.3.07 Interior Forces Sustainment	0	0	-41,209	-9,587	446,905	598,296	0	0	0	0	405,696	588,709
7.3.08 Interior Forces Infrastructure	0	0	-3,061	33	-7,673	28,311	0	0	0	0	-10,734	28,344

COST OF WAR
Operation and Maintenance (O&M) Summary Execution by Operation and Cost Breakdown Structure (CBS)
Fiscal Year 2007 - 2018
(Amounts in Thousands)
As of September 30, 2018

	Operation New Dawn (OND) / Post-OND Iraq Activities		Operation Enduring Freedom		Operation Freedom's Sentinel		Operation Noble Eagle		Operation Inherent Resolve		Summary	
	Obligations Year to Date	Disbursements Year to Date	Obligations Year to Date	Disbursements Year to Date	Obligations Year to Date	Disbursements Year to Date	Obligations Year to Date	Disbursements Year to Date	Obligations Year to Date	Disbursements Year to Date	Obligations Year to Date	Disbursements Year to Date
CBS Summary												
7.3.09 Interior Forces Equipment	0	0	-20,240	-20,240	46,911	58,012	0	0	0	0	26,671	37,772
7.3.10 Interior Forces Training and Operations	0	0	-4,393	-4,007	113,705	115,190	0	0	0	0	109,312	111,183
7.3.14 Detainee Operations Sustainment	0	0	0	0	-1,013	-2	0	0	0	0	-1,013	-2
7.3.15 Detainee Operations Infrastructure	0	0	1	1	0	0	0	0	0	0	1	1
7.3.20 Other	0	0	6,934	-138,480	0	207,456	0	0	0	0	6,934	68,976
7.4.1 Afghanistan (CERP)	0	0	-4,560	4,627	-2,198	3,574	0	0	0	0	-6,758	8,201
7.4.4 Afghanistan Reintegration	0	0	-1,100	2,859	0	0	0	0	0	0	-1,100	2,859
7.5.1 Afghanistan Infrastructure Fund - Power	0	0	6,703	62,546	0	0	0	0	0	0	6,703	62,546
7.5.2 Afghanistan Infrastructure Fund - Transportation	0	0	-225	0	0	0	0	0	0	0	-225	0
7.5.3 Afghanistan Infrastructure Fund - Water	0	0	4,379	4,379	0	0	0	0	0	0	4,379	4,379
7.6.1 Trainee Equip/Support	0	0	0	0	0	0	0	0	-1,435	47,632	-1,435	47,632
7.6.2 U.S. Trainer/Enabler	0	0	0	0	0	0	0	0	114,861	167,213	114,861	167,213
7.7.1 Defense Forces	0	0	0	0	0	0	0	0	26,544	17,630	26,544	17,630
7.0 Other Support Sub-Total	0	0	-323,190	-107,070	3,881,433	4,374,716	0	0	139,970	232,475	3,698,213	4,500,121

**Operation and Maintenance Subsidiary Report
(Cost Breakdown Structure)**

COST OF WAR
Operation and Maintenance (O&M) Summary Execution by Operation, Component, and Cost Breakdown Structure (CBS)
Fiscal Year 2007 - 2018
(Amounts in Thousands)
As of September 30, 2018

Component	Operation New Dawn (OND) / Post-OND Iraq Activities		Operation Enduring Freedom		Operation Freedom's Sentinel		Operation Noble Eagle		Operation Inherent Resolve		Summary	
	Obligations Year To Date	Disbursements Year To Date	Obligations Year To Date	Disbursements Year To Date	Obligations Year To Date	Disbursements Year To Date	Obligations Year To Date	Disbursements Year To Date	Obligations Year To Date	Disbursements Year To Date	Obligations Year To Date	Disbursements Year To Date
Grand Total	-79,308	743,708	-4,629,568	17,228,362	34,625,919	42,167,603	115,433	192,828	5,008,267	5,813,591	35,040,743	66,146,092
Army Total	-73,751	727,934	-4,004,489	17,499,921	15,735,257	28,117,505	48,016	125,083	2,498,985	3,528,272	14,204,018	49,998,715
1.2.1 Civilian Premium Pay	-232	2,612	-29,501	27,113	35,814	95,115	363	667	14,045	17,422	20,489	142,929
1.2.2 Civilian Temporary Hires	0	0	-3,470	403	3,142	3,066	0	0	233	233	-95	3,702
1.0 Personnel Sub-Total	-232	2,612	-32,971	27,516	38,956	98,181	363	667	14,278	17,655	20,394	146,631
2.1 Temporary Duty (TDY)/Additional Duty (TAD)	-3,863	5,884	-142,992	36,851	182,369	199,951	6,457	8,627	29,974	26,414	71,945	277,727
2.2 Clothing and Other Personnel Equipment & Supplies	-21	169	-15,586	662,177	257,292	538,658	0	1	662	109	242,347	1,201,114
2.2.1 Organizational Clothing	0	0	0	0	-923	-227	0	0	0	0	-923	-227
2.3 Medical Support/Health Services	-18,053	0	-6,926	20,291	66,292	70,130	1	2	9,315	8,952	50,629	99,375
2.4 Reserve Component Activation/Deactivation	0	0	-1,976	15,976	-13,348	782	0	0	0	0	-15,324	16,758
2.5 Other Personnel Support	-1,840	581	-18,162	54,284	34,805	75,021	0	0	285,116	264,609	299,919	394,495
2.6 Rest & Recreation	0	0	-6,622	10,625	572	4,175	0	0	0	0	-6,050	14,800
2.0 Personnel Support Sub-Total	-23,777	6,634	-192,264	800,204	527,059	888,490	6,458	8,630	325,067	300,084	642,543	2,004,042
3.1 Training	-6,244	7,210	-35,227	34,026	170,308	409,897	-4,834	3	52	43	124,055	451,179
3.1.0 Care-in-Store	0	0	0	0	262	0	0	0	0	0	262	0
3.2 Operations (OPTEMPO) (Fuel, Other POL, Parts)	-28,730	-5,694	-266,716	500,455	1,150,737	1,373,893	1,897	1,419	282,734	326,146	1,139,922	2,196,219
3.2.1 MRAP Vehicles Operation	0	0	0	0	-3,730	71,958	0	0	0	0	-3,730	71,958
3.3 Other Supplies & Equipment	13,970	24,270	-131,014	1,060,014	678,359	1,144,781	-1,165	1,378	160,838	471,253	720,988	2,701,696
3.4 Facilities/Base Support	-14,120	172,831	-719,176	1,745,150	185,123	1,693,470	16,461	21,172	142,226	145,483	-389,486	3,778,106
3.4.1 MRAP Vehicles Facilities and Base Support	0	0	0	20	0	0	0	0	0	0	0	20
3.5.1 Organization Level Maintenance	301	-4,133	-11,070	202,223	25,797	149,461	0	0	0	0	15,028	347,551
3.5.2 Intermediate Level Maintenance	-7,199	156,491	-63,967	481,558	290,095	480,033	0	0	0	0	218,929	1,118,082
3.5.3 Depot Level Maintenance	11,099	282,460	-184,757	1,454,635	452,487	2,512,755	0	0	5,859	5,409	284,688	4,255,259
3.5.4 Contractor Logistics Support	-5,489	14,283	-257,428	1,494,330	1,274,243	1,915,913	17,047	51,711	106,106	136,804	1,134,479	3,613,041
3.5.6 MRAP Vehicles Equipment Maintenance	0	0	0	0	-7,155	59,689	0	0	0	0	-7,155	59,689
3.6 (C4I)	-33,088	-123,789	-597,150	2,577,723	1,992,431	3,831,467	1,338	7,746	470,164	693,666	1,833,695	6,986,813
3.7 Other Services and Miscellaneous Contracts	51,715	106,411	11,141	6,423,008	3,982,190	7,232,747	9,550	29,935	660,036	936,250	4,714,632	14,728,351
3.9 Psychological Operations (Information Operations)	0	0	-15,701	-1	-225	3,385	0	0	0	0	-15,926	3,384
3.0 Operating Support Sub-Total	-17,785	630,340	-2,271,065	15,973,141	10,190,922	20,879,449	40,294	113,364	1,828,015	2,715,054	9,770,381	40,311,348
4.1 Airlift	4,192	6,164	-224,132	280,037	323,026	639,921	0	0	23,506	86,557	126,592	1,012,679
4.2 Sealift	-449	2,155	10,333	22,892	186,458	151,531	0	0	42,288	18,965	238,630	195,543
4.4 Port Handling/Inland Transportation	-12,408	7,255	-58,014	154,307	216,222	291,563	901	2,422	124,835	102,533	271,536	558,080
4.5 Other Transportation	939	949	-2,260	11,995	-15,648	78	0	0	-2,162	-103	-19,131	12,919
4.6 Second Destination Transportation	-24,231	71,825	-930,652	460,395	573,299	900,545	0	0	3,206	55,159	-378,378	1,487,924
4.7 MRAP Vehicles Transportation	0	0	0	0	-59,747	1,650	0	0	0	0	-59,747	1,650
4.8 Retrograde of Personnel and Equipment	0	0	0	0	114	18,611	0	0	0	0	114	18,611
4.0 Transportation Sub-Total	-31,957	88,348	-1,204,725	929,626	1,223,724	2,003,899	901	2,422	191,673	263,111	179,616	3,287,406
7.3.02 Defense Forces Sustainment	0	0	-145,412	-43,032	2,045,946	2,217,512	0	0	0	0	1,900,534	2,174,480
7.3.03 Defense Forces Infrastructure	0	0	-10,132	1,377	53,455	31,647	0	0	0	0	43,323	33,024
7.3.04 Defense Forces Equipment and Transportation	0	0	-54,499	-54,455	582,519	565,807	0	0	0	0	528,020	511,352
7.3.05 Defense Forces Training and Operations	0	0	-36,650	-36,587	476,039	421,683	0	0	0	0	439,389	385,096
7.3.07 Interior Forces Sustainment	0	0	-41,209	-9,587	446,905	598,296	0	0	0	0	405,696	588,709
7.3.08 Interior Forces Infrastructure	0	0	-3,061	33	-7,673	28,311	0	0	0	0	-10,734	28,344
7.3.09 Interior Forces Equipment	0	0	-20,240	46,911	58,012	58,012	0	0	0	0	26,671	37,772
7.3.10 Interior Forces Training and Operations	0	0	-4,393	-4,007	113,705	115,190	0	0	0	0	109,312	111,183
7.3.14 Detainee Operations Sustainment	0	0	0	0	-1,013	-2	0	0	0	0	-1,013	-2
7.3.15 Detainee Operations Infrastructure	0	0	1	1	0	0	0	0	0	0	1	1
7.3.20 Other	0	0	6,934	-138,480	0	207,456	0	0	0	0	6,934	68,976
7.4.1 Afghanistan (CERP)	0	0	-4,560	4,627	-2,198	3,574	0	0	0	0	-6,758	8,201
7.4.4 Afghanistan Reintegration	0	0	-1,100	2,859	0	0	0	0	0	0	-1,100	2,859
7.5.1 Afghanistan Infrastructure Fund - Power	0	0	6,703	62,546	0	0	0	0	0	0	6,703	62,546
7.5.2 Afghanistan Infrastructure Fund - Transportation	0	0	-225	0	0	0	0	0	0	0	-225	0
7.5.3 Afghanistan Infrastructure Fund - Water	0	0	4,379	4,379	0	0	0	0	0	0	4,379	4,379
7.6.1 Trainee Equip/Support	0	0	0	0	0	0	0	0	-1,435	47,632	-1,435	47,632
7.6.2 U.S. Trainer/Enabler	0	0	0	0	0	0	0	0	114,843	167,106	114,843	167,106
7.7.1 Defense Forces	0	0	0	0	0	0	0	0	26,544	17,630	26,544	17,630
7.0 Other Support Sub-Total	0	0	-303,464	-230,566	3,754,596	4,247,486	0	0	139,952	232,368	3,591,084	4,249,288
Navy/Marine Corps Total	-1,736	1,049	-17,578	7,031	6,571,811	4,187,914	0	0	592,523	374,568	7,145,020	4,570,562

COST OF WAR
Operation and Maintenance (O&M) Summary Execution by Operation, Component, and Cost Breakdown Structure (CBS)
Fiscal Year 2007 - 2018
(Amounts in Thousands)
As of September 30, 2018

Component	Operation New Dawn (OND) / Post-OND Iraq Activities		Operation Enduring Freedom		Operation Freedom's Sentinel		Operation Noble Eagle		Operation Inherent Resolve		Summary	
	Obligations Year To Date	Disbursements Year To Date	Obligations Year To Date	Disbursements Year To Date	Obligations Year To Date	Disbursements Year To Date	Obligations Year To Date	Disbursements Year To Date	Obligations Year To Date	Disbursements Year To Date	Obligations Year To Date	Disbursements Year To Date
Navy Total	0	0	0	0	5,551,924	3,311,147	0	0	522,237	286,392	6,074,161	3,597,539
1.2.1 Civilian Premium Pay	0	0	0	0	35,029	34,736	0	0	407	398	35,436	35,134
1.2.2 Civilian Temporary Hires	0	0	0	0	894	851	0	0	0	0	894	851
1.0 Personnel Sub-Total	0	0	0	0	35,923	35,587	0	0	407	398	36,330	35,985
2.1 Temporary Duty (TDY)/Additional Duty (TAD)	0	0	0	0	90,740	67,484	0	0	5,290	5,273	96,030	72,757
2.2 Clothing and Other Personnel Equipment & Supplies	0	0	0	0	15,841	11,267	0	0	601	399	16,442	11,666
2.3 Medical Support/Health Services	0	0	0	0	5,810	4,313	0	0	0	0	5,810	4,313
2.4 Reserve Component Activation/Deactivation	0	0	0	0	2,195	1,231	0	0	0	0	2,195	1,231
2.5 Other Personnel Support	0	0	0	0	6,349	1,569	0	0	0	0	6,349	1,569
2.7 Body Armor	0	0	0	0	8,853	1,782	0	0	0	0	8,853	1,782
2.0 Personnel Support Sub-Total	0	0	0	0	129,788	87,646	0	0	5,891	5,672	135,679	93,318
3.1 Training	0	0	0	0	72,641	27,876	0	0	44	20	72,685	27,896
3.2 Operations (OPTEMPO) (Fuel, Other POL, Parts)	0	0	0	0	873,884	806,948	0	0	294,625	208,932	1,168,509	1,015,880
3.2.5 Medical Supplies	0	0	0	0	31	31	0	0	0	0	31	31
3.3 Other Supplies & Equipment	0	0	0	0	301,537	242,358	0	0	6,804	5,477	308,341	247,835
3.4 Facilities/Base Support	0	0	0	0	242,826	143,805	0	0	0	0	242,826	143,805
3.5.1 Organization Level Maintenance	0	0	0	0	118,919	108,911	0	0	429	83	119,348	108,994
3.5.2 Intermediate Level Maintenance	0	0	0	0	64,580	43,947	0	0	0	0	64,580	43,947
3.5.3 Depot Level Maintenance	0	0	0	0	2,826,922	1,449,264	0	0	64,758	27,206	2,891,680	1,476,470
3.5.4 Contractor Logistics Support	0	0	0	0	29,267	13,801	0	0	12,600	4,500	41,867	18,301
3.6 (C4I)	0	0	0	0	141,636	39,033	0	0	0	0	141,636	39,033
3.7 Other Services and Miscellaneous Contracts	0	0	0	0	458,399	137,863	0	0	133,850	31,545	592,249	169,408
3.8 IED Operation	0	0	0	0	1,111	613	0	0	262	127	1,373	740
3.9 Psychological Operations (Information Operations)	0	0	0	0	1,111	534	0	0	262	127	1,373	661
3.0 Operating Support Sub-Total	0	0	0	0	5,132,864	3,014,984	0	0	513,634	278,017	5,646,498	3,293,001
4.1 Airlift	0	0	0	0	142,407	74,224	0	0	2,305	2,305	144,712	76,529
4.2 Sealift	0	0	0	0	94,961	89,319	0	0	0	0	94,961	89,319
4.4 Port Handling/Inland Transportation	0	0	0	0	5,600	5,600	0	0	0	0	5,600	5,600
4.5 Other Transportation	0	0	0	0	9,642	3,345	0	0	0	0	9,642	3,345
4.6 Second Destination Transportation	0	0	0	0	739	442	0	0	0	0	739	442
4.0 Transportation Sub-Total	0	0	0	0	253,349	172,930	0	0	2,305	2,305	255,654	175,235
Marine Corps Total	-1,736	1,049	-17,578	7,031	1,019,887	876,767	0	0	70,286	88,176	1,070,859	973,023
1.2.1 Civilian Premium Pay	0	0	0	-68	1,596	1,583	0	0	12	12	1,608	1,527
1.2.2 Civilian Temporary Hires	0	0	0	1	7	32	0	0	0	0	7	33
1.0 Personnel Sub-Total	0	0	0	-67	1,603	1,615	0	0	12	12	1,615	1,560
2.1 Temporary Duty (TDY)/Additional Duty (TAD)	0	0	-94	219	77,427	67,744	0	0	3,522	2,697	80,855	70,660
2.2 Clothing and Other Personnel Equipment & Supplies	0	0	-1	14	11,078	6,575	0	0	0	0	11,077	6,589
2.3 Medical Support/Health Services	0	0	0	0	5,171	4,802	0	0	308	205	5,479	5,007
2.4 Reserve Component Activation/Deactivation	0	0	0	0	120	96	0	0	0	0	120	96
2.5 Other Personnel Support	0	0	-4	8	20,461	18,057	0	0	5,863	5,527	26,320	23,592
2.0 Personnel Support Sub-Total	0	0	-99	241	114,257	97,274	0	0	9,693	8,429	123,851	105,944
3.1 Training	0	0	-399	29	30,711	32,585	0	0	544	476	30,856	33,090
3.2 Operations (OPTEMPO) (Fuel, Other POL, Parts)	0	0	-73	1,585	115,301	82,230	0	0	1,188	1,153	116,416	84,968
3.2.1 MRAP Vehicles Operation	0	0	0	0	17,899	7,432	0	0	0	0	17,899	7,432
3.3 Other Supplies & Equipment	0	0	-2,112	125	147,201	110,190	0	0	4,873	1,110	149,962	111,425
3.4 Facilities/Base Support	0	0	-1,108	4	43,378	109,284	0	0	13	0	42,283	109,288
3.5.1 Organization Level Maintenance	0	0	0	0	2,150	1,567	0	0	0	0	2,150	1,567
3.5.2 Intermediate Level Maintenance	0	0	0	0	5,419	1,517	0	0	0	36,581	5,416	38,098
3.5.3 Depot Level Maintenance	-1,726	1,049	-724	3,823	36,117	94,022	0	0	24,523	28,166	58,190	127,060
3.5.4 Contractor Logistics Support	0	0	-3,140	553	30,116	40,806	0	0	1,561	0	28,537	41,359
3.5.6 MRAP Vehicles Equipment Maintenance	0	0	-4,706	72	2,270	3,520	0	0	0	0	-2,436	3,592
3.6 (C4I)	0	0	-29	0	19,246	10,738	0	0	3,619	1,683	22,836	12,421
3.7 Other Services and Miscellaneous Contracts	-10	0	-6,815	657	342,517	196,521	0	0	24,106	10,546	359,798	207,724
3.0 Operating Support Sub-Total	-1,736	1,049	-19,109	6,848	792,325	690,412	0	0	60,427	79,715	831,907	778,024
4.1 Airlift	0	0	0	0	13,394	9,286	0	0	0	0	13,394	9,286
4.2 Sealift	0	0	0	0	12,540	58	0	0	0	0	12,540	58
4.4 Port Handling/Inland Transportation	0	0	0	0	528	378	0	0	0	0	528	378
4.5 Other Transportation	0	0	-6	15	63,893	54,027	0	0	154	20	64,041	54,062

COST OF WAR
Operation and Maintenance (O&M) Summary Execution by Operation, Component, and Cost Breakdown Structure (CBS)
Fiscal Year 2007 - 2018
(Amounts in Thousands)
As of September 30, 2018

Component	Operation New Dawn (OND) / Post-OND Iraq Activities		Operation Enduring Freedom		Operation Freedom's Sentinel		Operation Noble Eagle		Operation Inherent Resolve		Summary	
	Obligations Year To Date	Disbursements Year To Date	Obligations Year To Date	Disbursements Year To Date	Obligations Year To Date	Disbursements Year To Date	Obligations Year To Date	Disbursements Year To Date	Obligations Year To Date	Disbursements Year To Date	Obligations Year To Date	Disbursements Year To Date
4.6 Second Destination Transportation	0	0	1,636	-6	20,111	22,386	0	0	0	0	21,747	22,380
4.7 MRAP Vehicles Transportation	0	0	0	0	14	8	0	0	0	0	14	8
4.8 Retrograde of Personnel and Equipment	0	0	0	0	1,222	1,323	0	0	0	0	1,222	1,323
4.0 Transportation Sub-Total	0	0	1,630	9	111,702	87,466	0	0	154	20	113,486	87,495
Air Force Total	-3,821	14,612	-549,548	-417,768	8,146,776	7,382,983	67,417	67,745	1,612,860	1,618,919	9,273,684	8,666,491
1.2.2 Civilian Temporary Hires	1	1	1	3	55,338	53,197	76	221	4,759	4,855	60,175	58,277
1.0 Personnel Sub-Total	1	1	1	3	55,338	53,197	76	221	4,759	4,855	60,175	58,277
2.1 Temporary Duty (TDY)/Additional Duty (TAD)	-1	0	845	286	213,309	211,384	14	141	19,778	20,572	233,945	232,383
2.2 Clothing and Other Personnel Equipment & Supplies	0	0	-1	16	8,048	7,264	0	0	1,239	1,236	9,286	8,516
2.3 Medical Support/Health Services	0	0	-4	-5	26,536	24,814	12	66	2,868	2,854	29,412	27,729
2.5 Other Personnel Support	0	0	-553	407	79,518	104,733	0	0	31,979	34,291	110,944	139,431
2.7 Body Armor	0	0	0	0	-74	-957	0	0	0	0	-74	-957
2.0 Personnel Support Sub-Total	-1	0	287	704	327,337	347,238	26	207	55,864	58,953	383,513	407,102
3.1 Training	0	0	-984	-69	45,850	48,505	0	0	4,941	3,169	49,807	51,605
3.2 Operations (OPTEMPO) (Fuel, Other POL, Parts)	0	0	-3,632	-3,500	511,613	529,176	67,317	67,317	1,065,172	1,062,132	1,640,470	1,655,125
3.3 Other Supplies & Equipment	-98	13	-11,587	1,722	590,944	681,388	-2	-2	70,323	71,353	649,580	754,474
3.4 Facilities/Base Support	-838	0	-2,385	1,621	194,640	196,434	0	2	47,637	52,467	239,054	250,524
3.5.3 Depot Level Maintenance	0	0	-425,714	-328,523	2,972,844	2,159,750	0	0	0	7,456	2,547,130	1,838,683
3.6 (C4I)	0	86	-9,696	1,662	878,494	1,037,205	0	0	37,170	51,063	905,968	1,090,016
3.7 Other Services and Miscellaneous Contracts	-2,885	14,507	-11,840	2,476	1,411,909	1,282,230	0	0	197,622	175,475	1,594,806	1,474,688
3.0 Operating Support Sub-Total	-3,821	14,606	-465,838	-324,611	6,606,294	5,934,688	67,315	67,317	1,422,865	1,423,115	7,626,815	7,115,115
4.1 Airlift	0	5	-82,733	-94,032	1,021,287	924,081	0	0	119,509	125,682	1,058,063	955,736
4.2 Sealift	0	0	-1	0	6,780	9	0	0	0	0	6,779	9
4.4 Port Handling/Inland Transportation	0	0	0	0	39,631	14,477	0	0	0	0	39,631	14,477
4.5 Other Transportation	0	0	-1,264	168	87,388	107,620	0	0	9,843	6,205	95,967	113,993
4.8 Retrograde of Personnel and Equipment	0	0	0	0	2,721	1,673	0	0	2	2	2,723	1,675
4.0 Transportation Sub-Total	0	5	-83,998	-93,864	1,157,807	1,047,860	0	0	129,354	131,889	1,203,163	1,085,890
7.6.2 U.S. Trainer/Enabler	0	0	0	0	0	0	0	0	18	107	18	107
7.0 Other Support Sub-Total	0	0	0	0	0	0	0	0	18	107	18	107
Defense Health Program Total	0	0	-13,119	5,529	401,012	403,386	0	0	0	0	387,893	408,915
2.3 Medical Support/Health Services	0	0	-13,119	5,529	401,012	403,386	0	0	0	0	387,893	408,915
2.0 Personnel Support Sub-Total	0	0	-13,119	5,529	401,012	403,386	0	0	0	0	387,893	408,915
DODIG Total	0	0	-21	0	5,661	5,452	0	0	10,948	10,765	16,588	16,217
1.2.1 Civilian Premium Pay	0	0	0	0	793	793	0	0	1,454	1,454	2,247	2,247
1.2.2 Civilian Temporary Hires	0	0	0	0	4,207	4,208	0	0	7,815	7,814	12,022	12,022
1.0 Personnel Sub-Total	0	0	0	0	5,000	5,001	0	0	9,269	9,268	14,269	14,269
2.1 Temporary Duty (TDY)/Additional Duty (TAD)	0	0	-33	0	476	323	0	0	1,336	1,228	1,779	1,551
2.2 Clothing and Other Personnel Equipment & Supplies	0	0	0	0	7	7	0	0	8	63	15	70
2.0 Personnel Support Sub-Total	0	0	-33	0	483	330	0	0	1,344	1,291	1,794	1,621
3.1 Training	0	0	0	-22	28	7	0	0	93	47	121	32
3.1.0 Care-in-Store	0	0	22	22	0	0	0	0	0	0	22	22
3.3 Other Supplies & Equipment	0	0	-5	0	18	24	0	0	7	7	20	31
3.6 (C4I)	0	0	-5	0	0	11	0	0	0	29	-5	40
3.7 Other Services and Miscellaneous Contracts	0	0	0	0	132	79	0	0	235	123	367	202
3.0 Operating Support Sub-Total	0	0	12	0	178	121	0	0	335	206	525	327
Defense Agency Total	0	113	-44,813	133,649	3,765,402	2,070,363	0	0	292,951	281,067	4,013,540	2,485,192
1.2.1 Civilian Premium Pay	0	63	0	2,587	58,239	52,340	0	0	5,338	5,016	63,577	60,006
1.2.2 Civilian Temporary Hires	0	10	0	40	8,142	7,144	0	0	735	676	8,877	7,870
1.0 Personnel Sub-Total	0	73	0	2,627	66,381	59,484	0	0	6,073	5,692	72,454	67,876
2.1 Temporary Duty (TDY)/Additional Duty (TAD)	0	2	-384	141	144,003	123,189	0	0	21,980	20,480	165,599	143,812
2.2 Clothing and Other Personnel Equipment & Supplies	0	0	0	0	1,891	1,753	0	0	67	79	1,958	1,832
2.3 Medical Support/Health Services	0	1	-20	1	4,130	2,484	0	0	806	458	4,916	2,944
2.5 Other Personnel Support	0	1	-1,364	1,976	30,990	34,590	0	0	0	0	29,626	36,567

COST OF WAR
Operation and Maintenance (O&M) Summary Execution by Operation, Component, and Cost Breakdown Structure (CBS)
Fiscal Year 2007 - 2018
(Amounts in Thousands)
As of September 30, 2018

Component	Operation New Dawn (OND) / Post-OND Iraq Activities		Operation Enduring Freedom		Operation Freedom's Sentinel		Operation Noble Eagle		Operation Inherent Resolve		Summary	
	Obligations Year To Date	Disbursements Year To Date	Obligations Year To Date	Disbursements Year To Date	Obligations Year To Date	Disbursements Year To Date	Obligations Year To Date	Disbursements Year To Date	Obligations Year To Date	Disbursements Year To Date	Obligations Year To Date	Disbursements Year To Date
2.0 Personnel Support Sub-Total	0	4	-1,768	2,118	181,014	162,016	0	0	22,853	21,017	202,099	185,155
3.1 Training	0	0	-158	-2	32,013	16,242	0	0	3,484	1,581	35,339	17,821
3.2 Operations (OPTEMPO) (Fuel, Other POL, Parts)	0	0	-2	581	133,760	84,412	0	0	61,509	54,354	195,267	139,347
3.3 Other Supplies & Equipment	0	1	-1,871	-376	143,344	105,816	0	0	14,710	11,570	156,183	117,011
3.4 Facilities/Base Support	0	0	-81	-25	8,411	4,165	0	0	0	0	8,330	4,140
3.5.1 Organization Level Maintenance	0	0	-4	0	990	313	0	0	3	1	989	314
3.5.2 Intermediate Level Maintenance	0	0	0	0	9,014	8,656	0	0	7	7	9,021	8,663
3.5.3 Depot Level Maintenance	0	0	-27	-2	45,827	40,462	0	0	0	0	45,800	40,460
3.5.4 Contractor Logistics Support	0	0	-6,422	4,356	349,241	372,414	0	0	56,791	65,406	399,610	442,176
3.5.6 MRAP Vehicles Equipment Maintenance	0	0	0	0	65,736	24,945	0	0	0	0	65,736	24,945
3.6 (C4I)	0	0	-3,430	146	387,698	122,549	0	0	28,219	29,442	412,487	152,137
3.7 Other Services and Miscellaneous Contracts	0	35	-10,855	747	1,927,360	760,129	0	0	99,069	91,907	2,015,574	852,818
3.0 Operating Support Sub-Total	0	36	-22,850	5,425	3,103,394	1,540,103	0	0	263,792	254,268	3,344,336	1,799,832
4.1 Airlift	0	0	-31	13	264,450	167,203	0	0	0	0	264,419	167,216
4.2 Sealift	0	0	0	-52	4,416	5,344	0	0	0	0	4,416	5,292
4.4 Port Handling/Inland Transportation	0	0	-436	22	3,771	3,307	0	0	139	70	3,474	3,399
4.5 Other Transportation	0	0	-2	0	14,764	5,456	0	0	94	20	14,856	5,476
4.6 Second Destination Transportation	0	0	0	0	207	136	0	0	0	0	207	136
4.0 Transportation Sub-Total	0	0	-469	-17	287,608	181,446	0	0	233	90	287,372	181,519
6.2.1 Basic Research	0	0	0	0	168	84	0	0	0	0	168	84
6.0 Investment Sub-Total	0	0	0	0	168	84	0	0	0	0	168	84
7.1.90 Coalition Readiness Support Program (CRSP)	0	0	0	0	17,420	17,403	0	0	0	0	17,420	17,403
7.2.1 Transportation Support	0	0	-17,178	24,729	13,129	13,538	0	0	0	0	-4,049	38,267
7.2.2 Logistic Support	0	0	-2,548	98,767	96,288	96,289	0	0	0	0	93,740	195,056
7.0 Other Support Sub-Total	0	0	-19,726	123,496	126,837	127,230	0	0	0	0	107,111	250,726

COST OF WAR
Operation and Maintenance (O&M) Summary Execution by Operation, Component, Appropriation and Cost Breakdown Structure (CBS)
Fiscal Year 2007 - 2018
(Amounts in Thousands)
As of September 30, 2018

Component and Appropriation	Operation New Dawn (OND) / Post-OND Iraq Activities		Operation Enduring Freedom		Operation Freedom's Sentinel		Operation Noble Eagle		Operation Inherent Resolve		Summary	
	Obligations Year to Date	Disbursements Year to Date	Obligations Year to Date	Disbursements Year to Date	Obligations Year to Date	Disbursements Year to Date	Obligations Year to Date	Disbursements Year to Date	Obligations Year to Date	Disbursements Year to Date	Obligations Year to Date	Disbursements Year to Date
Grand Total	-79,308	743,708	-4,629,568	17,228,362	34,625,919	42,167,603	115,433	192,828	5,008,267	5,813,591	35,040,743	66,146,092
Army Total	-73,751	727,934	-4,004,489	17,499,921	15,735,257	28,117,505	48,016	125,083	2,498,985	3,528,272	14,204,018	49,998,715
Army Active Total	-73,739	727,946	-3,984,613	17,393,528	15,612,884	27,953,120	48,016	125,083	2,499,016	3,528,265	14,101,564	49,727,942
Operation and Maintenance, Army												
1.2.1 Civilian Premium Pay	-220	2,624	-29,417	26,646	35,664	94,880	363	667	14,045	17,422	20,435	142,239
1.2.2 Civilian Temporary Hires	0	0	-3,470	403	3,142	3,066	0	0	233	233	-95	3,702
1.0 Personnel Sub-Total	-220	2,624	-32,887	27,049	38,806	97,946	363	667	14,278	17,655	20,340	145,941
2.1 Temporary Duty (TDY)/Additional Duty (TAD)	-3,863	5,884	-139,006	29,836	168,578	183,491	6,457	8,627	29,968	26,407	62,134	254,245
2.2 Clothing and Other Personnel Equipment & Supplies	-21	169	-15,476	660,917	256,379	537,796	0	1	662	109	241,544	1,198,992
2.2.1 Organizational Clothing	0	0	0	0	-923	0	0	0	0	0	-227	0
2.3 Medical Support/Health Services	-18,053	0	-6,876	19,436	62,908	67,323	1	2	9,315	8,952	47,295	95,713
2.4 Reserve Component Activation/Deactivation	0	0	-66	9,538	1	55	0	0	0	0	-65	9,593
2.5 Other Personnel Support	-1,840	581	-15,922	50,936	17,294	56,699	0	0	285,116	264,609	284,648	372,825
2.6 Rest & Recreation	0	0	-6,622	10,625	572	4,175	0	0	0	0	-6,050	14,800
2.0 Personnel Support Sub-Total	-23,777	6,634	-183,968	781,288	504,809	849,312	6,458	8,630	325,061	300,077	628,583	1,945,941
3.1 Training	-6,244	7,210	-35,222	33,827	170,116	409,659	-4,834	3	52	43	123,868	450,742
3.1.0 Care-in-Store	0	0	0	0	262	0	0	0	0	0	262	0
3.2 Operations (OPTEMPO) (Fuel, Other POL, Parts)	-28,730	-5,694	-265,999	490,407	1,105,255	1,328,818	1,897	1,419	282,734	326,146	1,095,157	2,141,096
3.2.1 MRAP Vehicles Operation	0	0	0	0	-3,730	71,958	0	0	0	0	-3,730	71,958
3.3 Other Supplies & Equipment	13,970	24,270	-128,599	1,047,959	665,002	1,123,678	-1,165	1,378	160,875	471,253	710,083	2,668,538
3.4 Facilities/Base Support	-14,120	172,831	-718,606	1,735,685	180,289	1,685,230	16,461	21,172	142,226	145,483	-393,750	3,760,401
3.4.1 MRAP Vehicles Facilities and Base Support	0	0	0	20	0	0	0	0	0	0	0	20
3.5.1 Organization Level Maintenance	301	-4,133	-11,070	202,223	25,797	149,461	0	0	0	0	15,028	347,551
3.5.2 Intermediate Level Maintenance	-7,199	156,491	-63,967	481,558	290,095	480,033	0	0	0	0	218,929	1,118,082
3.5.3 Depot Level Maintenance	11,099	282,460	-184,750	1,454,641	452,487	2,512,750	0	0	5,859	5,409	284,695	4,255,260
3.5.4 Contractor Logistics Support	-5,489	14,283	-257,420	1,494,303	1,273,421	1,914,404	17,047	51,711	106,106	136,804	1,133,665	3,611,505
3.5.6 MRAP Vehicles Equipment Maintenance	0	0	0	0	-7,155	59,689	0	0	0	0	-7,155	59,689
3.6 (C4I)	-33,088	-123,789	-594,679	2,560,096	1,974,594	3,811,328	1,338	7,746	470,164	693,666	1,818,329	6,949,047
3.7 Other Services and Miscellaneous Contracts	51,715	106,411	15,023	6,387,067	3,974,297	7,217,250	9,550	29,935	660,036	936,250	4,710,621	14,676,913
3.9 Psychological Operations (Information Operations)	0	0	-15,701	-1	-225	3,385	0	0	0	0	-15,926	3,384
3.0 Operating Support Sub-Total	-17,785	630,340	-2,260,990	15,887,785	10,100,505	20,767,643	40,294	113,364	1,828,052	2,715,054	9,690,076	40,114,186
4.1 Airlift	4,192	6,164	-224,132	280,037	323,026	639,718	0	0	23,506	86,557	126,592	1,012,476
4.2 Sealift	-449	2,155	10,333	22,892	186,458	151,531	0	0	42,288	18,965	238,630	195,543
4.4 Port Handling/Inland Transportation	-12,408	7,255	-56,613	153,325	206,642	278,609	901	2,422	124,835	102,533	263,357	544,144
4.5 Other Transportation	939	949	-2,233	11,333	-15,624	69	0	0	-2,162	-103	-19,080	12,248
4.6 Second Destination Transportation	-24,231	71,825	-930,659	460,385	573,299	900,545	0	0	3,206	55,159	-378,385	1,487,914
4.7 MRAP Vehicles Transportation	0	0	0	0	-59,747	1,650	0	0	0	0	-59,747	1,650
4.8 Retrograde of Personnel and Equipment	0	0	0	0	114	18,611	0	0	0	0	114	18,611
4.0 Transportation Sub-Total	-31,957	88,348	-1,203,304	927,972	1,214,168	1,990,733	901	2,422	191,673	263,111	171,481	3,272,586
7.4.1 Afghanistan (CERP)	0	0	-4,560	4,627	-2,198	3,574	0	0	0	0	-6,758	8,201
7.4.4 Afghanistan Reintegration	0	0	-1,100	2,859	0	0	0	0	0	0	-1,100	2,859
7.6.1 Trainee Equip/Support	0	0	0	0	0	0	0	0	-1,435	47,632	-1,435	47,632
7.6.2 U.S. Trainer/Enabler	0	0	0	0	0	0	0	0	114,843	167,106	114,843	167,106
7.0 Other Support Sub-Total	0	0	-5,660	7,486	-2,198	3,574	0	0	113,408	214,738	105,550	225,798
Afghanistan Security Forces Fund, Army												
7.3.02 Defense Forces Sustainment	0	0	-145,412	-43,032	2,045,946	2,217,512	0	0	0	0	1,900,534	2,174,480
7.3.03 Defense Forces Infrastructure	0	0	-10,132	1,377	53,455	31,647	0	0	0	0	43,323	33,024
7.3.04 Defense Forces Equipment and Transportation	0	0	-54,499	-54,455	582,519	565,807	0	0	0	0	528,020	511,352
7.3.05 Defense Forces Training and Operations	0	0	-36,650	-36,587	476,039	421,683	0	0	0	0	439,389	385,096
7.3.07 Interior Forces Sustainment	0	0	-41,209	-9,587	446,905	598,296	0	0	0	0	405,696	588,709
7.3.08 Interior Forces Infrastructure	0	0	-3,061	33	-7,673	28,311	0	0	0	0	-10,734	28,344
7.3.09 Interior Forces Equipment	0	0	-20,240	-20,240	46,911	58,012	0	0	0	0	26,671	37,772
7.3.10 Interior Forces Training and Operations	0	0	-4,393	-4,007	113,705	115,190	0	0	0	0	109,312	111,183
7.3.14 Detainee Operations Sustainment	0	0	0	0	-1,013	-2	0	0	0	0	-1,013	-2
7.3.15 Detainee Operations Infrastructure	0	0	1	1	0	0	0	0	0	0	1	1
7.3.20 Other	0	0	6,934	-138,480	0	207,456	0	0	0	0	6,934	68,976
7.0 Other Support Sub-Total	0	0	-308,661	-304,977	3,756,794	4,243,912	0	0	0	0	3,448,133	3,938,935

COST OF WAR
Operation and Maintenance (O&M) Summary Execution by Operation, Component, Appropriation and Cost Breakdown Structure (CBS)
Fiscal Year 2007 - 2018
(Amounts in Thousands)
As of September 30, 2018

Component and Appropriation	Operation New Dawn (OND) / Post-OND Iraq Activities		Operation Enduring Freedom		Operation Freedom's Sentinel		Operation Noble Eagle		Operation Inherent Resolve		Summary	
	Obligations Year to Date	Disbursements Year to Date	Obligations Year to Date	Disbursements Year to Date	Obligations Year to Date	Disbursements Year to Date	Obligations Year to Date	Disbursements Year to Date	Obligations Year to Date	Disbursements Year to Date	Obligations Year to Date	Disbursements Year to Date
Afghanistan Infrastructure Fund, Army												
7.5.1 Afghanistan Infrastructure Fund - Power	0	0	6,703	62,546	0	0	0	0	0	0	6,703	62,546
7.5.2 Afghanistan Infrastructure Fund - Transportation	0	0	-225	0	0	0	0	0	0	0	-225	0
7.5.3 Afghanistan Infrastructure Fund - Water	0	0	4,379	4,379	0	0	0	0	0	0	4,379	4,379
7.0 Other Support Sub-Total	0	0	10,857	66,925	0	0	0	0	0	0	10,857	66,925
Iraq Train and Equip Fund												
7.7.1 Defense Forces	0	0	0	0	0	0	0	0	26,544	17,630	26,544	17,630
7.0 Other Support Sub-Total	0	0	0	0	0	0	0	0	26,544	17,630	26,544	17,630
Army Reserve Total	0	0	-9,534	32,922	18,770	34,520	0	0	-31	7	9,205	67,449
Operation and Maintenance, Army Reserve												
1.2.1 Civilian Premium Pay	0	0	-12	7	-8	10	0	0	0	0	-20	17
1.0 Personnel Sub-Total	0	0	-12	7	-8	10	0	0	0	0	-20	17
2.1 Temporary Duty (TDY)/Additional Duty (TAD)	0	0	-3,955	6,714	13,628	15,889	0	0	6	7	9,679	22,610
2.3 Medical Support/Health Services	0	0	-21	47	220	65	0	0	0	0	199	112
2.4 Reserve Component Activation/Deactivation	0	0	0	0	-23,557	-13,489	0	0	0	0	-23,557	-13,489
2.5 Other Personnel Support	0	0	-2,160	2,877	17,370	17,022	0	0	0	0	15,210	19,899
2.0 Personnel Support Sub-Total	0	0	-6,136	9,638	7,661	19,487	0	0	6	7	1,531	29,132
3.1 Training	0	0	-4	200	80	53	0	0	0	0	76	253
3.2 Operations (OPTEMPO) (Fuel, Other POL, Parts)	0	0	0	116	1,225	556	0	0	0	0	1,225	672
3.3 Other Supplies & Equipment	0	0	-998	3,361	392	504	0	0	-37	0	-643	3,865
3.4 Facilities/Base Support	0	0	-55	1,784	3,044	3,364	0	0	0	0	2,989	5,148
3.5.3 Depot Level Maintenance	0	0	-7	-6	0	0	0	0	0	0	-7	-6
3.6 (C4I)	0	0	-7	572	632	422	0	0	0	0	625	994
3.7 Other Services and Miscellaneous Contracts	0	0	-1,016	16,355	4,804	8,248	0	0	0	0	3,788	24,603
3.0 Operating Support Sub-Total	0	0	-2,087	22,382	10,177	13,147	0	0	-37	0	8,053	35,529
4.4 Port Handling/Inland Transportation	0	0	-1,290	894	940	1,876	0	0	0	0	-350	2,770
4.5 Other Transportation	0	0	-7	0	0	0	0	0	0	0	-7	0
4.6 Second Destination Transportation	0	0	-2	1	0	0	0	0	0	0	-2	1
4.0 Transportation Sub-Total	0	0	-1,299	895	940	1,876	0	0	0	0	-359	2,771
Army National Guard Total	-12	-12	-10,342	73,471	103,603	129,865	0	0	0	0	93,249	203,324
Operation and Maintenance, Army Natl Guard												
1.2.1 Civilian Premium Pay	-12	-12	-72	460	158	225	0	0	0	0	74	673
1.0 Personnel Sub-Total	-12	-12	-72	460	158	225	0	0	0	0	74	673
2.1 Temporary Duty (TDY)/Additional Duty (TAD)	0	0	-31	301	163	571	0	0	0	0	132	872
2.2 Clothing and Other Personnel Equipment & Supplies	0	0	-110	1,260	913	862	0	0	0	0	803	2,122
2.3 Medical Support/Health Services	0	0	-29	808	3,164	2,742	0	0	0	0	3,135	3,550
2.4 Reserve Component Activation/Deactivation	0	0	-1,910	6,438	10,208	14,216	0	0	0	0	8,298	20,654
2.5 Other Personnel Support	0	0	-80	471	141	1,300	0	0	0	0	61	1,771
2.0 Personnel Support Sub-Total	0	0	-2,160	9,278	14,589	19,691	0	0	0	0	12,429	28,969
3.1 Training	0	0	-1	-1	112	185	0	0	0	0	111	184
3.2 Operations (OPTEMPO) (Fuel, Other POL, Parts)	0	0	-717	9,932	44,257	44,519	0	0	0	0	43,540	54,451
3.3 Other Supplies & Equipment	0	0	-1,417	8,694	12,965	20,599	0	0	0	0	11,548	29,293
3.4 Facilities/Base Support	0	0	-515	7,681	1,790	4,876	0	0	0	0	1,275	12,557
3.5.3 Depot Level Maintenance	0	0	0	0	0	5	0	0	0	0	0	5
3.5.4 Contractor Logistics Support	0	0	-8	27	822	1,509	0	0	0	0	814	1,536
3.6 (C4I)	0	0	-2,464	17,055	17,205	19,717	0	0	0	0	14,741	36,772
3.7 Other Services and Miscellaneous Contracts	0	0	-2,866	19,586	3,089	7,249	0	0	0	0	223	26,835
3.0 Operating Support Sub-Total	0	0	-7,988	62,974	80,240	98,659	0	0	0	0	72,252	161,633
4.1 Airlift	0	0	0	0	0	203	0	0	0	0	0	203
4.4 Port Handling/Inland Transportation	0	0	-111	88	8,640	11,078	0	0	0	0	8,529	11,166
4.5 Other Transportation	0	0	-20	662	-24	9	0	0	0	0	-44	671
4.6 Second Destination Transportation	0	0	9	9	0	0	0	0	0	0	9	9
4.0 Transportation Sub-Total	0	0	-122	759	8,616	11,290	0	0	0	0	8,494	12,049
Navy/Marine Corps Total	-1,736	1,049	-17,578	7,031	6,571,811	4,187,914	0	0	592,523	374,568	7,145,020	4,570,562

COST OF WAR
Operation and Maintenance (O&M) Summary Execution by Operation, Component, Appropriation and Cost Breakdown Structure (CBS)
Fiscal Year 2007 - 2018
(Amounts in Thousands)
As of September 30, 2018

Component and Appropriation	Operation New Dawn (OND) / Post-OND Iraq Activities		Operation Enduring Freedom		Operation Freedom's Sentinel		Operation Noble Eagle		Operation Inherent Resolve		Summary	
	Obligations Year to Date	Disbursements Year to Date	Obligations Year to Date	Disbursements Year to Date	Obligations Year to Date	Disbursements Year to Date	Obligations Year to Date	Disbursements Year to Date	Obligations Year to Date	Disbursements Year to Date	Obligations Year to Date	Disbursements Year to Date
Navy Total	0	0	0	0	5,551,924	3,311,147	0	0	522,237	286,392	6,074,161	3,597,539
Navy Active Total	0	0	0	0	5,530,471	3,297,016	0	0	522,237	286,392	6,052,708	3,583,408
Operation and Maintenance, Navy												
1.2.1 Civilian Premium Pay	0	0	0	0	35,029	34,736	0	0	407	398	35,436	35,134
1.2.2 Civilian Temporary Hires	0	0	0	0	894	851	0	0	0	0	894	851
1.0 Personnel Sub-Total	0	0	0	0	35,923	35,587	0	0	407	398	36,330	35,985
2.1 Temporary Duty (TDY)/Additional Duty (TAD)	0	0	0	0	90,740	67,484	0	0	5,290	5,273	96,030	72,757
2.2 Clothing and Other Personnel Equipment & Supplies	0	0	0	0	14,560	10,488	0	0	601	399	15,161	10,887
2.3 Medical Support/Health Services	0	0	0	0	5,515	4,018	0	0	0	0	5,515	4,018
2.5 Other Personnel Support	0	0	0	0	6,349	1,569	0	0	0	0	6,349	1,569
2.7 Body Armor	0	0	0	0	8,853	1,782	0	0	0	0	8,853	1,782
2.0 Personnel Support Sub-Total	0	0	0	0	126,017	85,341	0	0	5,891	5,672	131,908	91,013
3.1 Training	0	0	0	0	71,961	27,588	0	0	44	20	72,005	27,608
3.2 Operations (OPTEMPO) (Fuel, Other POL, Parts)	0	0	0	0	873,884	806,948	0	0	294,625	208,932	1,168,509	1,015,880
3.2.5 Medical Supplies	0	0	0	0	31	31	0	0	0	0	31	31
3.3 Other Supplies & Equipment	0	0	0	0	301,532	242,357	0	0	6,804	5,477	308,336	247,834
3.4 Facilities/Base Support	0	0	0	0	242,023	143,805	0	0	0	0	242,023	143,805
3.5.1 Organization Level Maintenance	0	0	0	0	118,908	108,900	0	0	429	83	119,337	108,983
3.5.2 Intermediate Level Maintenance	0	0	0	0	64,580	43,947	0	0	0	0	64,580	43,947
3.5.3 Depot Level Maintenance	0	0	0	0	2,811,868	1,437,742	0	0	64,758	27,206	2,876,626	1,464,948
3.5.4 Contractor Logistics Support	0	0	0	0	29,267	13,801	0	0	12,600	4,500	41,867	18,301
3.6 (C4I)	0	0	0	0	141,636	39,033	0	0	0	0	141,636	39,033
3.7 Other Services and Miscellaneous Contracts	0	0	0	0	457,276	137,863	0	0	133,850	31,545	591,126	169,408
3.8 IED Operation	0	0	0	0	1,111	613	0	0	262	127	1,373	740
3.9 Psychological Operations (Information Operations)	0	0	0	0	1,111	534	0	0	262	127	1,373	661
3.0 Operating Support Sub-Total	0	0	0	0	5,115,188	3,003,162	0	0	513,634	278,017	5,628,822	3,281,179
4.1 Airlift	0	0	0	0	142,407	74,224	0	0	2,305	2,305	144,712	76,529
4.2 Sealift	0	0	0	0	94,961	89,319	0	0	0	0	94,961	89,319
4.4 Port Handling/Inland Transportation	0	0	0	0	5,600	5,600	0	0	0	0	5,600	5,600
4.5 Other Transportation	0	0	0	0	9,642	3,345	0	0	0	0	9,642	3,345
4.6 Second Destination Transportation	0	0	0	0	733	438	0	0	0	0	733	438
4.0 Transportation Sub-Total	0	0	0	0	253,343	172,926	0	0	2,305	2,305	255,648	175,231
Navy Reserve Total	0	0	0	0	21,453	14,131	0	0	0	0	21,453	14,131
Operation and Maintenance, Navy Reserve												
2.2 Clothing and Other Personnel Equipment & Supplies	0	0	0	0	1,281	779	0	0	0	0	1,281	779
2.3 Medical Support/Health Services	0	0	0	0	295	295	0	0	0	0	295	295
2.4 Reserve Component Activation/Deactivation	0	0	0	0	2,195	1,231	0	0	0	0	2,195	1,231
2.0 Personnel Support Sub-Total	0	0	0	0	3,771	2,305	0	0	0	0	3,771	2,305
3.1 Training	0	0	0	0	680	288	0	0	0	0	680	288
3.3 Other Supplies & Equipment	0	0	0	0	5	1	0	0	0	0	5	1
3.4 Facilities/Base Support	0	0	0	0	803	0	0	0	0	0	803	0
3.5.1 Organization Level Maintenance	0	0	0	0	11	11	0	0	0	0	11	11
3.5.3 Depot Level Maintenance	0	0	0	0	15,054	11,522	0	0	0	0	15,054	11,522
3.7 Other Services and Miscellaneous Contracts	0	0	0	0	1,123	0	0	0	0	0	1,123	0
3.0 Operating Support Sub-Total	0	0	0	0	17,676	11,822	0	0	0	0	17,676	11,822
4.6 Second Destination Transportation	0	0	0	0	6	4	0	0	0	0	6	4
4.0 Transportation Sub-Total	0	0	0	0	6	4	0	0	0	0	6	4
Marine Corps Total	-1,736	1,049	-17,578	7,031	1,019,887	876,767	0	0	70,286	88,176	1,070,859	973,023
Marine Corps Active Total	-1,736	1,049	-17,477	6,616	1,016,342	874,167	0	0	70,286	88,176	1,067,415	970,008
Operation and Maintenance, Marine Corps												
1.2.1 Civilian Premium Pay	0	0	0	-68	1,596	1,583	0	0	12	12	1,608	1,527
1.2.2 Civilian Temporary Hires	0	0	0	1	7	32	0	0	0	0	7	33
1.0 Personnel Sub-Total	0	0	0	-67	1,603	1,615	0	0	12	12	1,615	1,560
2.1 Temporary Duty (TDY)/Additional Duty (TAD)	0	0	-43	-15	77,291	67,637	0	0	3,522	2,697	80,770	70,319

COST OF WAR
Operation and Maintenance (O&M) Summary Execution by Operation, Component, Appropriation and Cost Breakdown Structure (CBS)
Fiscal Year 2007 - 2018
(Amounts in Thousands)
As of September 30, 2018

Component and Appropriation	Operation New Dawn (OND) / Post-OND Iraq Activities		Operation Enduring Freedom		Operation Freedom's Sentinel		Operation Noble Eagle		Operation Inherent Resolve		Summary	
	Obligations Year to Date	Disbursements Year to Date	Obligations Year to Date	Disbursements Year to Date	Obligations Year to Date	Disbursements Year to Date	Obligations Year to Date	Disbursements Year to Date	Obligations Year to Date	Disbursements Year to Date	Obligations Year to Date	Disbursements Year to Date
2.2 Clothing and Other Personnel Equipment & Supplies	0	0	-1	14	11,078	6,574	0	0	0	0	11,077	6,588
2.3 Medical Support/Health Services	0	0	0	0	5,171	4,802	0	0	308	205	5,479	5,007
2.4 Reserve Component Activation/Deactivation	0	0	0	0	12	-2	0	0	0	0	12	-2
2.5 Other Personnel Support	0	0	-4	8	20,461	18,057	0	0	5,863	5,527	26,320	23,592
2.0 Personnel Support Sub-Total	0	0	-48	7	114,013	97,068	0	0	9,693	8,429	123,658	105,504
3.1 Training	0	0	-399	29	29,394	31,663	0	0	544	476	29,539	32,168
3.2 Operations (OPTEMPO) (Fuel, Other POL, Parts)	0	0	-73	1,585	113,905	81,346	0	0	1,188	1,153	115,020	84,084
3.2.1 MRAP Vehicles Operation	0	0	0	0	17,899	7,432	0	0	0	0	17,899	7,432
3.3 Other Supplies & Equipment	0	0	-2,112	125	147,201	110,190	0	0	4,873	1,110	149,962	111,425
3.4 Facilities/Base Support	0	0	-1,108	4	43,378	109,284	0	0	13	0	42,283	109,288
3.5.1 Organization Level Maintenance	0	0	0	0	2,150	1,567	0	0	0	0	2,150	1,567
3.5.2 Intermediate Level Maintenance	0	0	-3	0	5,419	1,517	0	0	0	36,581	5,416	38,098
3.5.3 Depot Level Maintenance	-1,726	1,049	-724	3,823	36,117	94,022	0	0	24,523	28,166	58,190	127,060
3.5.4 Contractor Logistics Support	0	0	-3,140	553	30,116	40,806	0	0	1,561	0	28,537	41,359
3.5.6 MRAP Vehicles Equipment Maintenance	0	0	-4,706	72	2,270	3,520	0	0	0	0	-2,436	3,592
3.6 (C4I)	0	0	-29	0	19,246	10,738	0	0	3,619	1,683	22,836	12,421
3.7 Other Services and Miscellaneous Contracts	-10	0	-6,765	476	341,929	195,933	0	0	24,106	10,546	359,260	206,955
3.0 Operating Support Sub-Total	-1,736	1,049	-19,059	6,667	789,024	688,018	0	0	60,427	79,715	828,656	775,449
4.1 Airlift	0	0	0	0	13,394	9,286	0	0	13,394	0	13,394	9,286
4.2 Sealift	0	0	0	0	12,540	58	0	0	0	0	12,540	58
4.4 Port Handling/Inland Transportation	0	0	0	0	528	378	0	0	0	0	528	378
4.5 Other Transportation	0	0	-6	15	63,893	54,027	0	0	154	20	64,041	54,062
4.6 Second Destination Transportation	0	0	1,636	-6	20,111	22,386	0	0	0	0	21,747	22,380
4.7 MRAP Vehicles Transportation	0	0	0	0	14	8	0	0	0	0	14	8
4.8 Retrograde of Personnel and Equipment	0	0	0	0	1,222	1,323	0	0	0	0	1,222	1,323
4.0 Transportation Sub-Total	0	0	1,630	9	111,702	87,466	0	0	154	20	113,486	87,495
Marine Corps Reserve Total	0	0	-101	415	3,545	2,600	0	0	0	0	3,444	3,015
Operation and Maintenance, USMC Reserve												
2.1 Temporary Duty (TDY)/Additional Duty (TAD)	0	0	-51	234	136	107	0	0	0	0	85	341
2.2 Clothing and Other Personnel Equipment & Supplies	0	0	0	0	0	1	0	0	0	0	0	1
2.4 Reserve Component Activation/Deactivation	0	0	0	0	108	98	0	0	0	0	108	98
2.0 Personnel Support Sub-Total	0	0	-51	234	244	206	0	0	0	0	193	440
3.1 Training	0	0	0	0	1,317	922	0	0	0	0	1,317	922
3.2 Operations (OPTEMPO) (Fuel, Other POL, Parts)	0	0	0	0	1,396	884	0	0	0	0	1,396	884
3.7 Other Services and Miscellaneous Contracts	0	0	-50	181	588	588	0	0	0	0	538	769
3.0 Operating Support Sub-Total	0	0	-50	181	3,301	2,394	0	0	0	0	3,251	2,575
Air Force Total	-3,821	14,612	-549,548	-417,768	8,146,776	7,382,983	67,417	67,745	1,612,860	1,618,919	9,273,684	8,666,491
Air Force Active Total	-3,821	14,607	-549,548	-417,768	8,085,912	7,347,894	67,417	67,745	1,612,859	1,618,901	9,212,819	8,631,379
Operation and Maintenance, Air Force												
1.2.2 Civilian Temporary Hires	1	1	1	3	55,338	53,197	76	221	4,759	4,855	60,175	58,277
1.0 Personnel Sub-Total	1	1	1	3	55,338	53,197	76	221	4,759	4,855	60,175	58,277
2.1 Temporary Duty (TDY)/Additional Duty (TAD)	-1	0	845	286	208,880	207,813	14	141	19,777	20,569	229,515	228,809
2.2 Clothing and Other Personnel Equipment & Supplies	0	0	-1	16	8,048	7,264	0	0	1,239	1,236	9,286	8,516
2.3 Medical Support/Health Services	0	0	-4	-5	26,536	24,814	12	66	2,868	2,854	29,412	27,729
2.5 Other Personnel Support	0	0	-553	407	79,518	104,733	0	0	31,979	34,291	110,944	139,431
2.7 Body Armor	0	0	0	0	-74	-957	0	0	0	0	-74	-957
2.0 Personnel Support Sub-Total	-1	0	287	704	322,908	343,667	26	207	55,863	58,950	379,083	403,528
3.1 Training	0	0	-984	-69	45,842	48,497	0	0	4,941	3,169	49,799	51,597
3.2 Operations (OPTEMPO) (Fuel, Other POL, Parts)	0	0	-3,632	-3,500	511,613	529,176	67,317	67,317	1,065,172	1,062,132	1,640,470	1,655,125
3.3 Other Supplies & Equipment	-98	8	-11,587	1,722	588,606	679,474	-2	-2	70,323	71,338	647,242	752,540
3.4 Facilities/Base Support	-838	0	-2,385	1,621	191,271	193,561	0	2	47,637	52,467	235,685	247,651
3.5.3 Depot Level Maintenance	0	0	-425,714	-328,523	2,932,079	2,134,828	0	0	0	7,456	2,506,365	1,813,761
3.6 (C4I)	0	86	-9,696	1,662	878,467	1,037,199	0	0	37,170	51,063	905,941	1,090,010
3.7 Other Services and Miscellaneous Contracts	-2,885	14,507	-11,840	2,476	1,401,981	1,280,435	0	0	197,622	175,475	1,584,878	1,472,893
3.0 Operating Support Sub-Total	-3,821	14,601	-465,838	-324,611	6,549,859	5,903,170	67,315	67,317	1,422,865	1,423,100	7,570,380	7,083,577
4.1 Airlift	0	5	-82,733	-94,032	1,021,287	924,081	0	0	119,509	125,682	1,058,063	955,736

COST OF WAR
Operation and Maintenance (O&M) Summary Execution by Operation, Component, Appropriation and Cost Breakdown Structure (CBS)
Fiscal Year 2007 - 2018
(Amounts in Thousands)
As of September 30, 2018

Component and Appropriation	Operation New Dawn (OND) / Post-OND Iraq Activities		Operation Enduring Freedom		Operation Freedom's Sentinel		Operation Noble Eagle		Operation Inherent Resolve		Summary	
	Obligations Year to Date	Disbursements Year to Date	Obligations Year to Date	Disbursements Year to Date	Obligations Year to Date	Disbursements Year to Date	Obligations Year to Date	Disbursements Year to Date	Obligations Year to Date	Disbursements Year to Date	Obligations Year to Date	Disbursements Year to Date
4.2 Sealift	0	0	-1	0	6,780	9	0	0	0	0	6,779	9
4.4 Port Handling/Inland Transportation	0	0	0	0	39,631	14,477	0	0	0	0	39,631	14,477
4.5 Other Transportation	0	0	-1,264	168	87,388	107,620	0	0	9,843	6,205	95,967	113,993
4.8 Retrograde of Personnel and Equipment	0	0	0	0	2,721	1,673	0	0	2	2	2,723	1,675
4.0 Transportation Sub-Total	0	5	-83,998	-93,864	1,157,807	1,047,860	0	0	129,354	131,889	1,203,163	1,085,890
7.6.2 U.S. Trainer/Enabler	0	0	0	0	0	0	0	0	18	107	18	107
7.0 Other Support Sub-Total	0	0	0	0	0	0	0	0	18	107	18	107
Air Force Reserve Total	0	5	0	0	47,722	30,693	0	0	1	18	47,723	30,716
Operation and Maintenance, Air Force Reserve												
2.1 Temporary Duty (TDY)/Additional Duty (TAD)	0	0	0	0	4,027	3,268	0	0	1	3	4,028	3,271
2.0 Personnel Support Sub-Total	0	0	0	0	4,027	3,268	0	0	1	3	4,028	3,271
3.3 Other Supplies & Equipment	0	5	0	0	356	303	0	0	0	15	356	323
3.4 Facilities/Base Support	0	0	0	0	2,574	2,200	0	0	0	0	2,574	2,200
3.5.3 Depot Level Maintenance	0	0	0	0	40,765	24,922	0	0	0	0	40,765	24,922
3.0 Operating Support Sub-Total	0	5	0	0	43,695	27,425	0	0	0	15	43,695	27,445
Air Force National Guard Total	0	0	0	0	13,142	4,396	0	0	0	0	13,142	4,396
Operation and Maintenance, Air Natl Guard												
2.1 Temporary Duty (TDY)/Additional Duty (TAD)	0	0	0	0	402	303	0	0	0	0	402	303
2.0 Personnel Support Sub-Total	0	0	0	0	402	303	0	0	0	0	402	303
3.1 Training	0	0	0	0	8	8	0	0	0	0	8	8
3.3 Other Supplies & Equipment	0	0	0	0	1,982	1,611	0	0	0	0	1,982	1,611
3.4 Facilities/Base Support	0	0	0	0	795	673	0	0	0	0	795	673
3.6 (C4I)	0	0	0	0	27	6	0	0	0	0	27	6
3.7 Other Services and Miscellaneous Contracts	0	0	0	0	9,928	1,795	0	0	0	0	9,928	1,795
3.0 Operating Support Sub-Total	0	0	0	0	12,740	4,093	0	0	0	0	12,740	4,093
Defense Health Program Total	0	0	-13,119	5,529	401,012	403,386	0	0	0	0	387,893	408,915
Defense Health Program, Defense												
2.3 Medical Support/Health Services	0	0	-13,119	5,529	401,012	403,386	0	0	0	0	387,893	408,915
2.0 Personnel Support Sub-Total	0	0	-13,119	5,529	401,012	403,386	0	0	0	0	387,893	408,915
DODIG Total	0	0	-21	0	5,661	5,452	0	0	10,948	10,765	16,588	16,217
Office of the Inspector General, Defense												
1.2.1 Civilian Premium Pay	0	0	0	0	793	793	0	0	1,454	1,454	2,247	2,247
1.2.2 Civilian Temporary Hires	0	0	0	0	4,207	4,208	0	0	7,815	7,814	12,022	12,022
1.0 Personnel Sub-Total	0	0	0	0	5,000	5,001	0	0	9,269	9,268	14,269	14,269
2.1 Temporary Duty (TDY)/Additional Duty (TAD)	0	0	-33	0	476	323	0	0	1,336	1,228	1,779	1,551
2.2 Clothing and Other Personnel Equipment & Supplies	0	0	0	0	7	7	0	0	8	63	15	70
2.0 Personnel Support Sub-Total	0	0	-33	0	483	330	0	0	1,344	1,291	1,794	1,621
3.1 Training	0	0	0	-22	28	7	0	0	93	47	121	32
3.1.0 Care-in-Store	0	0	22	22	0	0	0	0	0	0	22	22
3.3 Other Supplies & Equipment	0	0	-5	0	18	24	0	0	7	7	20	31
3.6 (C4I)	0	0	-5	0	0	11	0	0	0	29	-5	40
3.7 Other Services and Miscellaneous Contracts	0	0	0	0	132	79	0	0	235	123	367	202
3.0 Operating Support Sub-Total	0	0	12	0	178	121	0	0	335	206	525	327
Defense Agency Total	0	113	-44,813	133,649	3,765,402	2,070,363	0	0	292,951	281,067	4,013,540	2,485,192
Operation and Maintenance, Defense-Wide												
1.2.1 Civilian Premium Pay	0	63	0	2,587	58,239	52,340	0	0	5,338	5,016	63,577	60,006
1.2.2 Civilian Temporary Hires	0	10	0	40	8,142	7,144	0	0	735	676	8,877	7,870
1.0 Personnel Sub-Total	0	73	0	2,627	66,381	59,484	0	0	6,073	5,692	72,454	67,876
2.1 Temporary Duty (TDY)/Additional Duty (TAD)	0	2	-384	141	144,003	123,189	0	0	21,980	20,480	165,599	143,812
2.2 Clothing and Other Personnel Equipment & Supplies	0	0	0	0	1,891	1,753	0	0	67	79	1,958	1,832
2.3 Medical Support/Health Services	0	1	-20	1	4,130	2,484	0	0	806	458	4,916	2,944

COST OF WAR
Operation and Maintenance (O&M) Summary Execution by Operation, Component, Appropriation and Cost Breakdown Structure (CBS)
Fiscal Year 2007 - 2018
(Amounts in Thousands)
As of September 30, 2018

Component and Appropriation	Operation New Dawn (OND) / Post-OND Iraq Activities		Operation Enduring Freedom		Operation Freedom's Sentinel		Operation Noble Eagle		Operation Inherent Resolve		Summary	
	Obligations Year to Date	Disbursements Year to Date	Obligations Year to Date	Disbursements Year to Date	Obligations Year to Date	Disbursements Year to Date	Obligations Year to Date	Disbursements Year to Date	Obligations Year to Date	Disbursements Year to Date	Obligations Year to Date	Disbursements Year to Date
2.5 Other Personnel Support	0	1	-1,364	1,976	30,990	34,590	0	0	0	0	29,626	36,567
2.0 Personnel Support Sub-Total	0	4	-1,768	2,118	181,014	162,016	0	0	22,853	21,017	202,099	185,155
3.1 Training	0	0	-158	-2	32,013	16,242	0	0	3,484	1,581	35,339	17,821
3.2 Operations (OPTEMPO) (Fuel, Other POL, Parts)	0	0	-2	581	133,760	84,412	0	0	61,509	54,354	195,267	139,347
3.3 Other Supplies & Equipment	0	1	-1,871	-376	143,344	105,816	0	0	14,710	11,570	156,183	117,011
3.4 Facilities/Base Support	0	0	-81	-25	8,411	4,165	0	0	0	0	8,330	4,140
3.5.1 Organization Level Maintenance	0	0	-4	0	990	313	0	0	3	1	989	314
3.5.2 Intermediate Level Maintenance	0	0	0	0	9,014	8,656	0	0	7	7	9,021	8,663
3.5.3 Depot Level Maintenance	0	0	-27	-2	45,827	40,462	0	0	0	0	45,800	40,460
3.5.4 Contractor Logistics Support	0	0	-6,422	4,356	349,241	372,414	0	0	56,791	65,406	399,610	442,176
3.5.6 MRAP Vehicles Equipment Maintenance	0	0	0	0	65,736	24,945	0	0	0	0	65,736	24,945
3.6 (C4I)	0	0	-3,430	146	387,698	122,549	0	0	28,219	29,442	412,487	152,137
3.7 Other Services and Miscellaneous Contracts	0	35	-10,855	747	1,927,360	760,129	0	0	99,069	91,907	2,015,574	852,818
3.0 Operating Support Sub-Total	0	36	-22,850	5,425	3,103,394	1,540,103	0	0	263,792	254,268	3,344,336	1,799,832
4.1 Airlift	0	0	-31	13	264,450	167,203	0	0	0	0	264,419	167,216
4.2 Sealift	0	0	0	-52	4,416	5,344	0	0	0	0	4,416	5,292
4.4 Port Handling/Inland Transportation	0	0	-436	22	3,771	3,307	0	0	139	70	3,474	3,399
4.5 Other Transportation	0	0	-2	0	14,764	5,456	0	0	94	20	14,856	5,476
4.6 Second Destination Transportation	0	0	0	0	207	136	0	0	0	0	207	136
4.0 Transportation Sub-Total	0	0	-469	-17	287,608	181,446	0	0	233	90	287,372	181,519
6.2.1 Basic Research	0	0	0	0	168	84	0	0	0	0	168	84
6.0 Investment Sub-Total	0	0	0	0	168	84	0	0	0	0	168	84
7.1.90 Coalition Readiness Support Program (CRSP)	0	0	0	0	17,420	17,403	0	0	0	0	17,420	17,403
7.2.1 Transportation Support	0	0	-17,178	24,729	13,129	13,538	0	0	0	0	-4,049	38,267
7.2.2 Logistic Support	0	0	-2,548	98,767	96,288	96,289	0	0	0	0	93,740	195,056
7.0 Other Support Sub-Total	0	0	-19,726	123,496	126,837	127,230	0	0	0	0	107,111	250,726

COST OF WAR
Operation and Maintenance (O&M) Summary Execution by Operation and Cost Breakdown Structure (CBS)
Beginning Fiscal Year - 2018
(Amounts in Thousands)
As of September 30, 2018

	Operation New Dawn (OND) / Post-OND Iraq Activities		Operation Enduring Freedom		Operation Freedom's Sentinel		Operation Noble Eagle		Operation Inherent Resolve		Summary	
	Obligations Year to Date	Disbursements Year to Date	Obligations Year to Date	Disbursements Year to Date	Obligations Year to Date	Disbursements Year to Date	Obligations Year to Date	Disbursements Year to Date	Obligations Year to Date	Disbursements Year to Date	Obligations Year to Date	Disbursements Year to Date
CBS Summary												
O&M CBS Summary Total	0	0	0	0	35,214,239	20,072,589	119,009	92,436	5,030,326	3,254,123	40,363,574	23,419,148
1.0 Personnel Costs	0	0	0	0	253,418	238,844	586	513	38,558	37,628	292,562	276,985
2.0 Personnel Support Costs	0	0	0	0	1,748,854	1,234,913	6,346	5,603	404,063	326,168	2,159,263	1,566,684
3.0 Operating Support Costs	0	0	0	0	26,664,682	13,299,055	110,323	84,981	4,113,821	2,570,016	30,888,826	15,954,052
4.0 Transportation Costs	0	0	0	0	3,167,860	2,254,566	1,754	1,339	329,402	244,916	3,499,016	2,500,821
6.0 Investment Costs	0	0	0	0	168	84	0	0	0	0	168	84
7.0 Other Support Costs	0	0	0	0	3,379,257	3,045,127	0	0	144,482	75,395	3,523,739	3,120,522
1.2.1 Civilian Premium Pay	0	0	0	0	183,142	173,417	586	513	24,960	24,107	208,688	198,037
1.2.2 Civilian Temporary Hires	0	0	0	0	70,276	65,427	0	0	13,598	13,521	83,874	78,948
1.0 Personnel Sub-Total	0	0	0	0	253,418	238,844	586	513	38,558	37,628	292,562	276,985
2.1 Temporary Duty (TDY)/Additional Duty (TAD)	0	0	0	0	725,556	541,505	6,345	5,603	73,309	56,989	805,210	604,097
2.2 Clothing and Other Personnel Equipment & Supplies	0	0	0	0	306,275	103,252	0	0	2,529	1,744	308,804	104,996
2.3 Medical Support/Health Services	0	0	0	0	519,572	449,615	1	0	15,333	10,365	534,906	459,980
2.4 Reserve Component Activation/Deactivation	0	0	0	0	12,959	10,493	0	0	0	0	12,959	10,493
2.5 Other Personnel Support	0	0	0	0	168,037	123,819	0	0	312,892	257,070	480,929	380,889
2.6 Rest & Recreation	0	0	0	0	7,602	4,447	0	0	0	0	7,602	4,447
2.7 Body Armor	0	0	0	0	8,853	1,782	0	0	0	0	8,853	1,782
2.0 Personnel Support Sub-Total	0	0	0	0	1,748,854	1,234,913	6,346	5,603	404,063	326,168	2,159,263	1,566,684
3.1 Training	0	0	0	0	445,235	213,851	18	0	9,179	3,955	454,432	217,806
3.1.0 Care-in-Store	0	0	0	0	710	0	0	0	0	0	710	0
3.2 Operations (OPTEMPO) (Fuel, Other POL, Parts)	0	0	0	0	2,947,515	2,416,381	71,606	70,556	1,782,872	1,565,695	4,801,993	4,052,632
3.2.1 MRAP Vehicles Operation	0	0	0	0	17,899	6,719	0	0	0	0	17,899	6,719
3.2.5 Medical Supplies	0	0	0	0	31	31	0	0	0	0	31	31
3.3 Other Supplies & Equipment	0	0	0	0	1,971,398	1,165,042	358	329	268,668	182,782	2,240,424	1,348,153
3.4 Facilities/Base Support	0	0	0	0	1,186,053	476,562	8,687	3,092	250,816	66,895	1,445,556	546,549
3.5.1 Organization Level Maintenance	0	0	0	0	160,940	130,744	0	0	432	84	161,372	130,828
3.5.2 Intermediate Level Maintenance	0	0	0	0	379,866	228,936	0	0	7	7	379,873	228,943
3.5.3 Depot Level Maintenance	0	0	0	0	6,523,017	3,029,359	0	0	95,610	47,435	6,618,627	3,076,794
3.5.4 Contractor Logistics Support	0	0	0	0	1,745,678	814,610	18,217	4,484	190,996	59,033	1,954,891	878,127
3.5.6 MRAP Vehicles Equipment Maintenance	0	0	0	0	99,227	30,703	0	0	0	0	99,227	30,703
3.6 (C4I)	0	0	0	0	3,566,408	1,319,519	464	170	493,385	204,177	4,060,257	1,523,866
3.7 Other Services and Miscellaneous Contracts	0	0	0	0	7,588,745	3,460,757	10,973	6,350	1,021,332	439,699	8,621,050	3,906,806
3.8 IED Operation	0	0	0	0	1,111	613	0	0	262	127	1,373	740
3.9 Psychological Operations (Information Operations)	0	0	0	0	30,849	5,228	0	0	262	127	31,111	5,355
3.0 Operating Support Sub-Total	0	0	0	0	26,664,682	13,299,055	110,323	84,981	4,113,821	2,570,016	30,888,826	15,954,052
4.1 Airlift	0	0	0	0	1,847,462	1,345,683	0	0	151,590	121,447	1,999,052	1,467,130
4.2 Sealift	0	0	0	0	256,431	191,549	0	0	42,288	18,965	298,719	210,514
4.4 Port Handling/Inland Transportation	0	0	0	0	261,658	151,617	1,754	1,339	123,814	99,336	387,226	252,292
4.5 Other Transportation	0	0	0	0	180,675	117,051	0	0	9,876	4,531	190,551	121,582
4.6 Second Destination Transportation	0	0	0	0	618,445	447,044	0	0	1,832	635	620,277	447,679
4.7 MRAP Vehicles Transportation	0	0	0	0	14	8	0	0	0	0	14	8
4.8 Retrograde of Personnel and Equipment	0	0	0	0	3,175	1,614	0	0	2	2	3,177	1,616
4.0 Transportation Sub-Total	0	0	0	0	3,167,860	2,254,566	1,754	1,339	329,402	244,916	3,499,016	2,500,821
6.2.1 Basic Research	0	0	0	0	168	84	0	0	0	0	168	84
6.0 Investment Sub-Total	0	0	0	0	168	84	0	0	0	0	168	84
7.1.90 Coalition Readiness Support Program (CRSP)	0	0	0	0	17,420	9,405	0	0	0	0	17,420	9,405
7.2.1 Transportation Support	0	0	0	0	18,558	13,411	0	0	0	0	18,558	13,411
7.2.2 Logistic Support	0	0	0	0	96,288	96,288	0	0	0	0	96,288	96,288
7.3.02 Defense Forces Sustainment	0	0	0	0	1,866,246	1,687,679	0	0	0	0	1,866,246	1,687,679
7.3.03 Defense Forces Infrastructure	0	0	0	0	62,900	3,320	0	0	0	0	62,900	3,320
7.3.04 Defense Forces Equipment and Transportation	0	0	0	0	508,567	508,567	0	0	0	0	508,567	508,567
7.3.05 Defense Forces Training and Operations	0	0	0	0	312,366	252,987	0	0	0	0	312,366	252,987
7.3.07 Interior Forces Sustainment	0	0	0	0	357,191	289,908	0	0	0	0	357,191	289,908
7.3.08 Interior Forces Infrastructure	0	0	0	0	2,180	1,340	0	0	0	0	2,180	1,340
7.3.09 Interior Forces Equipment	0	0	0	0	34,348	34,348	0	0	0	0	34,348	34,348
7.3.10 Interior Forces Training and Operations	0	0	0	0	98,193	73,569	0	0	0	0	98,193	73,569

COST OF WAR
Operation and Maintenance (O&M) Summary Execution by Operation and Cost Breakdown Structure (CBS)
Beginning Fiscal Year - 2018
(Amounts in Thousands)
As of September 30, 2018

	Operation New Dawn (OND) / Post-OND Iraq Activities		Operation Enduring Freedom		Operation Freedom's Sentinel		Operation Noble Eagle		Operation Inherent Resolve		Summary	
	Obligations Year to Date	Disbursements Year to Date	Obligations Year to Date	Disbursements Year to Date	Obligations Year to Date	Disbursements Year to Date	Obligations Year to Date	Disbursements Year to Date	Obligations Year to Date	Disbursements Year to Date	Obligations Year to Date	Disbursements Year to Date
CBS Summary												
7.3.20 Other	0	0	0	0	0	71,297	0	0	0	0	0	71,297
7.4.1 Afghanistan (CERP)	0	0	0	0	5,000	3,008	0	0	0	0	5,000	3,008
7.6.1 Trainee Equip/Support	0	0	0	0	0	0	0	0	1	1	1	1
7.6.2 U.S. Trainer/Enabler	0	0	0	0	0	0	0	0	144,481	75,394	144,481	75,394
7.0 Other Support Sub-Total	0	0	0	0	3,379,257	3,045,127	0	0	144,482	75,395	3,523,739	3,120,522

COST OF WAR
Operation and Maintenance (O&M) Summary Execution by Operation, Component, and Cost Breakdown Structure (CBS)
Beginning Fiscal Year - 2018
(Amounts in Thousands)
As of September 30, 2018

Component	Operation New Dawn (OND) / Post-OND Iraq Activities		Operation Enduring Freedom		Operation Freedom's Sentinel		Operation Noble Eagle		Operation Inherent Resolve		Summary	
	Obligations Year To Date	Disbursements Year To Date	Obligations Year To Date	Disbursements Year To Date	Obligations Year To Date	Disbursements Year To Date	Obligations Year To Date	Disbursements Year To Date	Obligations Year To Date	Disbursements Year To Date	Obligations Year To Date	Disbursements Year To Date
Grand Total	0	0	0	0	35,214,239	20,072,589	119,009	92,436	5,030,326	3,254,123	40,363,574	23,419,148
Army Total	0	0	0	0	16,202,123	9,693,004	49,318	22,745	2,496,837	1,388,036	18,748,278	11,103,785
1.2.1 Civilian Premium Pay	0	0	0	0	87,539	84,146	586	513	17,749	17,227	105,874	101,886
1.2.2 Civilian Temporary Hires	0	0	0	0	710	710	0	0	233	233	943	943
1.0 Personnel Sub-Total	0	0	0	0	88,249	84,856	586	513	17,982	17,460	106,817	102,829
2.1 Temporary Duty (TDY)/Additional Duty (TAD)	0	0	0	0	198,784	132,145	6,345	5,603	21,860	11,964	226,989	149,712
2.2 Clothing and Other Personnel Equipment & Supplies	0	0	0	0	269,332	84,519	0	0	619	48	269,951	84,567
2.3 Medical Support/Health Services	0	0	0	0	73,865	52,704	1	0	9,693	6,965	83,559	59,669
2.4 Reserve Component Activation/Deactivation	0	0	0	0	10,644	9,169	0	0	0	0	10,644	9,169
2.5 Other Personnel Support	0	0	0	0	29,251	16,076	0	0	275,242	226,032	304,493	242,108
2.6 Rest & Recreation	0	0	0	0	7,602	4,447	0	0	0	0	7,602	4,447
2.0 Personnel Support Sub-Total	0	0	0	0	589,478	299,060	6,346	5,603	307,414	245,009	903,238	549,672
3.1 Training	0	0	0	0	262,094	124,279	18	0	55	43	262,167	124,322
3.1.0 Care-in-Store	0	0	0	0	710	0	0	0	0	0	710	0
3.2 Operations (OPTEMPO) (Fuel, Other POL, Parts)	0	0	0	0	1,306,929	939,715	1,915	865	360,485	239,268	1,669,329	1,179,848
3.3 Other Supplies & Equipment	0	0	0	0	756,422	453,713	358	329	166,903	126,333	923,683	580,375
3.4 Facilities/Base Support	0	0	0	0	689,798	204,001	8,687	3,092	200,974	57,725	899,459	264,818
3.5.1 Organization Level Maintenance	0	0	0	0	38,881	19,953	0	0	0	0	38,881	19,953
3.5.2 Intermediate Level Maintenance	0	0	0	0	300,853	175,590	0	0	0	0	300,853	175,590
3.5.3 Depot Level Maintenance	0	0	0	0	629,007	278,702	0	0	6,067	4,770	635,074	283,472
3.5.4 Contractor Logistics Support	0	0	0	0	1,333,580	625,069	18,217	4,484	120,044	23,409	1,471,841	652,962
3.5.6 MRAP Vehicles Equipment Maintenance	0	0	0	0	31,205	3,621	0	0	0	0	31,205	3,621
3.6 (C4I)	0	0	0	0	2,130,137	765,380	464	170	424,371	172,105	2,554,972	937,655
3.7 Other Services and Miscellaneous Contracts	0	0	0	0	3,406,852	1,802,398	10,973	6,350	558,945	292,145	3,976,770	2,100,893
3.9 Psychological Operations (Information Operations)	0	0	0	0	29,738	4,694	0	0	0	0	29,738	4,694
3.0 Operating Support Sub-Total	0	0	0	0	10,916,206	5,397,115	40,632	15,290	1,837,844	915,798	12,794,682	6,328,203
4.1 Airlift	0	0	0	0	407,416	316,194	0	0	21,350	15,538	428,766	331,732
4.2 Sealift	0	0	0	0	137,913	101,053	0	0	42,288	18,965	180,201	120,018
4.4 Port Handling/Inland Transportation	0	0	0	0	212,073	127,881	1,754	1,339	123,675	99,266	337,502	228,486
4.5 Other Transportation	0	0	0	0	3,716	23	0	0	0	0	3,716	23
4.6 Second Destination Transportation	0	0	0	0	600,081	440,799	0	0	1,832	635	601,913	441,434
4.0 Transportation Sub-Total	0	0	0	0	1,361,199	985,950	1,754	1,339	189,145	134,404	1,552,098	1,121,693
7.3.02 Defense Forces Sustainment	0	0	0	0	1,866,246	1,687,679	0	0	0	0	1,866,246	1,687,679
7.3.03 Defense Forces Infrastructure	0	0	0	0	62,900	3,320	0	0	0	0	62,900	3,320
7.3.04 Defense Forces Equipment and Transportation	0	0	0	0	508,567	508,567	0	0	0	0	508,567	508,567
7.3.05 Defense Forces Training and Operations	0	0	0	0	312,366	252,987	0	0	0	0	312,366	252,987
7.3.07 Interior Forces Sustainment	0	0	0	0	357,191	289,908	0	0	0	0	357,191	289,908
7.3.08 Interior Forces Infrastructure	0	0	0	0	2,180	1,340	0	0	0	0	2,180	1,340
7.3.09 Interior Forces Equipment	0	0	0	0	34,348	34,348	0	0	0	0	34,348	34,348
7.3.10 Interior Forces Training and Operations	0	0	0	0	98,193	73,569	0	0	0	0	98,193	73,569
7.3.20 Other	0	0	0	0	0	71,297	0	0	0	0	0	71,297
7.4.1 Afghanistan (CERP)	0	0	0	0	5,000	3,008	0	0	0	0	5,000	3,008
7.6.1 Trainee Equip/Support	0	0	0	0	0	0	0	0	1	1	1	1
7.6.2 U.S. Trainer/Enabler	0	0	0	0	0	0	0	0	144,451	75,364	144,451	75,364
7.0 Other Support Sub-Total	0	0	0	0	3,246,991	2,926,023	0	0	144,452	75,365	3,391,443	3,001,388
Navy/Marine Corps Total	0	0	0	0	6,577,561	3,840,585	0	0	592,785	325,280	7,170,346	4,165,865
Navy Total	0	0	0	0	5,551,924	3,311,147	0	0	522,237	286,392	6,074,161	3,597,539
1.2.1 Civilian Premium Pay	0	0	0	0	35,029	34,736	0	0	407	398	35,436	35,134
1.2.2 Civilian Temporary Hires	0	0	0	0	894	851	0	0	0	0	894	851
1.0 Personnel Sub-Total	0	0	0	0	35,923	35,587	0	0	407	398	36,330	35,985
2.1 Temporary Duty (TDY)/Additional Duty (TAD)	0	0	0	0	90,740	67,484	0	0	5,290	5,273	96,030	72,757
2.2 Clothing and Other Personnel Equipment & Supplies	0	0	0	0	15,841	11,267	0	0	601	399	16,442	11,666
2.3 Medical Support/Health Services	0	0	0	0	5,810	4,313	0	0	0	0	5,810	4,313
2.4 Reserve Component Activation/Deactivation	0	0	0	0	2,195	1,231	0	0	0	0	2,195	1,231
2.5 Other Personnel Support	0	0	0	0	6,349	1,569	0	0	0	0	6,349	1,569
2.7 Body Armor	0	0	0	0	8,853	1,782	0	0	0	0	8,853	1,782

COST OF WAR
Operation and Maintenance (O&M) Summary Execution by Operation, Component, and Cost Breakdown Structure (CBS)
Beginning Fiscal Year - 2018
(Amounts in Thousands)
As of September 30, 2018

Component	Operation New Dawn (OND) / Post-OND Iraq Activities		Operation Enduring Freedom		Operation Freedom's Sentinel		Operation Noble Eagle		Operation Inherent Resolve		Summary	
	Obligations Year To Date	Disbursements Year To Date	Obligations Year To Date	Disbursements Year To Date	Obligations Year To Date	Disbursements Year To Date	Obligations Year To Date	Disbursements Year To Date	Obligations Year To Date	Disbursements Year To Date	Obligations Year To Date	Disbursements Year To Date
2.0 Personnel Support Sub-Total	0	0	0	0	129,788	87,646	0	0	5,891	5,672	135,679	93,318
3.1 Training	0	0	0	0	72,641	27,876	0	0	44	20	72,685	27,896
3.2 Operations (OPTEMPO) (Fuel, Other POL, Parts)	0	0	0	0	873,884	806,948	0	0	294,625	208,932	1,168,509	1,015,880
3.2.5 Medical Supplies	0	0	0	0	31	31	0	0	0	0	31	31
3.3 Other Supplies & Equipment	0	0	0	0	301,537	242,358	0	0	6,804	5,477	308,341	247,835
3.4 Facilities/Base Support	0	0	0	0	242,826	143,805	0	0	0	0	242,826	143,805
3.5.1 Organization Level Maintenance	0	0	0	0	118,919	108,911	0	0	429	83	119,348	108,994
3.5.2 Intermediate Level Maintenance	0	0	0	0	64,580	43,947	0	0	0	0	64,580	43,947
3.5.3 Depot Level Maintenance	0	0	0	0	2,826,922	1,449,264	0	0	64,758	27,206	2,891,680	1,476,470
3.5.4 Contractor Logistics Support	0	0	0	0	29,267	13,801	0	0	12,600	4,500	41,867	18,301
3.6 (C4I)	0	0	0	0	141,636	39,033	0	0	0	0	141,636	39,033
3.7 Other Services and Miscellaneous Contracts	0	0	0	0	458,399	137,863	0	0	133,850	31,545	592,249	169,408
3.8 IED Operation	0	0	0	0	1,111	613	0	0	262	127	1,373	740
3.9 Psychological Operations (Information Operations)	0	0	0	0	1,111	534	0	0	262	127	1,373	661
3.0 Operating Support Sub-Total	0	0	0	0	5,132,864	3,014,984	0	0	513,634	278,017	5,646,498	3,293,001
4.1 Airlift	0	0	0	0	142,407	74,224	0	0	2,305	2,305	144,712	76,529
4.2 Sealift	0	0	0	0	94,961	89,319	0	0	0	0	94,961	89,319
4.4 Port Handling/Inland Transportation	0	0	0	0	5,600	5,600	0	0	0	0	5,600	5,600
4.5 Other Transportation	0	0	0	0	9,642	3,345	0	0	0	0	9,642	3,345
4.6 Second Destination Transportation	0	0	0	0	739	442	0	0	0	0	739	442
4.0 Transportation Sub-Total	0	0	0	0	253,349	172,930	0	0	2,305	2,305	255,654	175,235
Marine Corps Total	0	0	0	0	1,025,637	529,438	0	0	70,548	38,888	1,096,185	568,326
1.2.1 Civilian Premium Pay	0	0	0	0	1,556	1,545	0	0	12	12	1,568	1,557
1.2.2 Civilian Temporary Hires	0	0	0	0	33	33	0	0	0	0	33	33
1.0 Personnel Sub-Total	0	0	0	0	1,589	1,578	0	0	12	12	1,601	1,590
2.1 Temporary Duty (TDY)/Additional Duty (TAD)	0	0	0	0	78,055	66,860	0	0	3,522	2,697	81,577	69,557
2.2 Clothing and Other Personnel Equipment & Supplies	0	0	0	0	11,115	881	0	0	0	0	11,115	881
2.3 Medical Support/Health Services	0	0	0	0	5,153	4,069	0	0	308	205	5,461	4,274
2.4 Reserve Component Activation/Deactivation	0	0	0	0	120	93	0	0	0	0	120	93
2.5 Other Personnel Support	0	0	0	0	20,524	17,838	0	0	5,863	5,527	26,387	23,365
2.0 Personnel Support Sub-Total	0	0	0	0	114,967	89,741	0	0	9,693	8,429	124,660	98,170
3.1 Training	0	0	0	0	32,062	15,321	0	0	544	476	32,606	15,797
3.2 Operations (OPTEMPO) (Fuel, Other POL, Parts)	0	0	0	0	115,451	70,540	0	0	1,188	1,153	116,639	71,693
3.2.1 MRAP Vehicles Operation	0	0	0	0	17,899	6,719	0	0	0	0	17,899	6,719
3.3 Other Supplies & Equipment	0	0	0	0	151,995	90,465	0	0	4,873	1,110	156,868	91,575
3.4 Facilities/Base Support	0	0	0	0	42,042	26,246	0	0	13	0	42,055	26,246
3.5.1 Organization Level Maintenance	0	0	0	0	2,150	1,567	0	0	0	0	2,150	1,567
3.5.2 Intermediate Level Maintenance	0	0	0	0	5,419	1,517	0	0	0	0	5,419	1,517
3.5.3 Depot Level Maintenance	0	0	0	0	36,993	16,051	0	0	24,785	15,459	61,778	31,510
3.5.4 Contractor Logistics Support	0	0	0	0	30,397	7,119	0	0	1,561	0	31,958	7,119
3.5.6 MRAP Vehicles Equipment Maintenance	0	0	0	0	2,286	2,137	0	0	0	0	2,286	2,137
3.6 (C4I)	0	0	0	0	19,282	4,595	0	0	3,619	1,683	22,901	6,278
3.7 Other Services and Miscellaneous Contracts	0	0	0	0	344,989	126,381	0	0	24,106	10,546	369,095	136,927
3.0 Operating Support Sub-Total	0	0	0	0	800,965	368,658	0	0	60,689	30,427	861,654	399,085
4.1 Airlift	0	0	0	0	13,394	9,286	0	0	0	0	13,394	9,286
4.2 Sealift	0	0	0	0	12,540	58	0	0	0	0	12,540	58
4.4 Port Handling/Inland Transportation	0	0	0	0	528	378	0	0	0	0	528	378
4.5 Other Transportation	0	0	0	0	63,927	53,938	0	0	154	20	64,081	53,958
4.6 Second Destination Transportation	0	0	0	0	17,418	5,680	0	0	0	0	17,418	5,680
4.7 MRAP Vehicles Transportation	0	0	0	0	14	8	0	0	0	0	14	8
4.8 Retrograde of Personnel and Equipment	0	0	0	0	295	113	0	0	0	0	295	113
4.0 Transportation Sub-Total	0	0	0	0	108,116	69,461	0	0	154	20	108,270	69,481
Air Force Total	0	0	0	0	8,240,349	4,639,625	69,691	69,691	1,636,709	1,334,715	9,946,749	6,044,031
1.2.2 Civilian Temporary Hires	0	0	0	0	56,299	52,480	0	0	4,822	4,804	61,121	57,284
1.0 Personnel Sub-Total	0	0	0	0	56,299	52,480	0	0	4,822	4,804	61,121	57,284
2.1 Temporary Duty (TDY)/Additional Duty (TAD)	0	0	0	0	214,285	169,057	0	0	19,875	16,388	234,160	185,445
2.2 Clothing and Other Personnel Equipment & Supplies	0	0	0	0	8,089	5,796	0	0	1,239	1,236	9,328	7,032

COST OF WAR
Operation and Maintenance (O&M) Summary Execution by Operation, Component, and Cost Breakdown Structure (CBS)
Beginning Fiscal Year - 2018
(Amounts in Thousands)
As of September 30, 2018

Component	Operation New Dawn (OND) / Post-OND Iraq Activities		Operation Enduring Freedom		Operation Freedom's Sentinel		Operation Noble Eagle		Operation Inherent Resolve		Summary	
	Obligations Year To Date	Disbursements Year To Date	Obligations Year To Date	Disbursements Year To Date	Obligations Year To Date	Disbursements Year To Date	Obligations Year To Date	Disbursements Year To Date	Obligations Year To Date	Disbursements Year To Date	Obligations Year To Date	Disbursements Year To Date
2.3 Medical Support/Health Services	0	0	0	0	26,493	21,155	0	0	4,526	2,737	31,019	23,892
2.5 Other Personnel Support	0	0	0	0	80,917	57,340	0	0	31,787	25,511	112,704	82,851
2.0 Personnel Support Sub-Total	0	0	0	0	329,784	253,348	0	0	57,427	45,872	387,211	299,220
3.1 Training	0	0	0	0	46,128	32,743	0	0	4,941	1,824	51,069	34,567
3.2 Operations (OPTEMPO) (Fuel, Other POL, Parts)	0	0	0	0	516,609	515,568	69,691	69,691	1,065,065	1,061,988	1,651,365	1,647,247
3.3 Other Supplies & Equipment	0	0	0	0	616,549	320,883	0	0	74,989	40,673	691,538	361,556
3.4 Facilities/Base Support	0	0	0	0	203,718	99,981	0	0	49,829	9,170	253,547	109,151
3.5.3 Depot Level Maintenance	0	0	0	0	2,983,420	1,271,379	0	0	0	0	2,983,420	1,271,379
3.6 (C4I)	0	0	0	0	886,233	464,339	0	0	37,175	14,866	923,408	479,205
3.7 Other Services and Miscellaneous Contracts	0	0	0	0	1,444,224	748,480	0	0	204,866	47,391	1,649,090	795,871
3.0 Operating Support Sub-Total	0	0	0	0	6,696,881	3,453,373	69,691	69,691	1,436,865	1,175,912	8,203,437	4,698,976
4.1 Airlift	0	0	0	0	1,019,454	809,989	0	0	127,935	103,604	1,147,389	913,593
4.2 Sealift	0	0	0	0	6,797	9	0	0	0	0	6,797	9
4.4 Port Handling/Inland Transportation	0	0	0	0	39,630	14,476	0	0	0	0	39,630	14,476
4.5 Other Transportation	0	0	0	0	88,624	54,449	0	0	9,628	4,491	98,252	58,940
4.8 Retrograde of Personnel and Equipment	0	0	0	0	2,880	1,501	0	0	2	2	2,882	1,503
4.0 Transportation Sub-Total	0	0	0	0	1,157,385	880,424	0	0	137,565	108,097	1,294,950	988,521
7.6.2 U.S. Trainer/Enabler	0	0	0	0	0	0	0	0	30	30	30	30
7.0 Other Support Sub-Total	0	0	0	0	0	0	0	0	30	30	30	30
Defense Health Program Total	0	0	0	0	404,068	365,351	0	0	0	0	404,068	365,351
2.3 Medical Support/Health Services	0	0	0	0	404,068	365,351	0	0	0	0	404,068	365,351
2.0 Personnel Support Sub-Total	0	0	0	0	404,068	365,351	0	0	0	0	404,068	365,351
DODIG Total	0	0	0	0	5,663	5,337	0	0	10,932	10,444	16,595	15,781
1.2.1 Civilian Premium Pay	0	0	0	0	793	793	0	0	1,454	1,454	2,247	2,247
1.2.2 Civilian Temporary Hires	0	0	0	0	4,204	4,204	0	0	7,808	7,808	12,012	12,012
1.0 Personnel Sub-Total	0	0	0	0	4,997	4,997	0	0	9,262	9,262	14,259	14,259
2.1 Temporary Duty (TDY)/Additional Duty (TAD)	0	0	0	0	465	298	0	0	1,328	1,112	1,793	1,410
2.2 Clothing and Other Personnel Equipment & Supplies	0	0	0	0	7	7	0	0	8	8	15	15
2.0 Personnel Support Sub-Total	0	0	0	0	472	305	0	0	1,336	1,120	1,808	1,425
3.1 Training	0	0	0	0	28	7	0	0	93	47	121	54
3.3 Other Supplies & Equipment	0	0	0	0	18	24	0	0	7	7	25	31
3.6 (C4I)	0	0	0	0	0	5	0	0	0	0	0	5
3.7 Other Services and Miscellaneous Contracts	0	0	0	0	148	-1	0	0	234	8	382	7
3.0 Operating Support Sub-Total	0	0	0	0	194	35	0	0	334	62	528	97
Defense Agency Total	0	0	0	0	3,784,475	1,528,687	0	0	293,063	195,648	4,077,538	1,724,335
1.2.1 Civilian Premium Pay	0	0	0	0	58,225	52,197	0	0	5,338	5,016	63,563	57,213
1.2.2 Civilian Temporary Hires	0	0	0	0	8,136	7,149	0	0	735	676	8,871	7,825
1.0 Personnel Sub-Total	0	0	0	0	66,361	59,346	0	0	6,073	5,692	72,434	65,038
2.1 Temporary Duty (TDY)/Additional Duty (TAD)	0	0	0	0	143,227	105,661	0	0	21,434	19,555	164,661	125,216
2.2 Clothing and Other Personnel Equipment & Supplies	0	0	0	0	1,891	782	0	0	62	53	1,953	835
2.3 Medical Support/Health Services	0	0	0	0	4,183	2,023	0	0	806	458	4,989	2,481
2.5 Other Personnel Support	0	0	0	0	30,996	30,996	0	0	0	0	30,996	30,996
2.0 Personnel Support Sub-Total	0	0	0	0	180,297	139,462	0	0	22,302	20,066	202,599	159,528
3.1 Training	0	0	0	0	32,282	13,625	0	0	3,502	1,545	35,784	15,170
3.2 Operations (OPTEMPO) (Fuel, Other POL, Parts)	0	0	0	0	134,642	83,610	0	0	61,509	54,354	196,151	137,964
3.3 Other Supplies & Equipment	0	0	0	0	144,877	57,599	0	0	15,092	9,182	159,969	66,781
3.4 Facilities/Base Support	0	0	0	0	7,669	2,529	0	0	0	0	7,669	2,529
3.5.1 Organization Level Maintenance	0	0	0	0	990	313	0	0	3	1	993	314
3.5.2 Intermediate Level Maintenance	0	0	0	0	9,014	7,882	0	0	7	7	9,021	7,889
3.5.3 Depot Level Maintenance	0	0	0	0	46,675	13,963	0	0	0	0	46,675	13,963
3.5.4 Contractor Logistics Support	0	0	0	0	352,434	168,621	0	0	56,791	31,124	409,225	199,745
3.5.6 MRAP Vehicles Equipment Maintenance	0	0	0	0	65,736	24,945	0	0	0	0	65,736	24,945
3.6 (C4I)	0	0	0	0	389,120	46,167	0	0	28,220	15,523	417,340	61,690
3.7 Other Services and Miscellaneous Contracts	0	0	0	0	1,934,133	645,636	0	0	99,331	58,064	2,033,464	703,700

COST OF WAR
Operation and Maintenance (O&M) Summary Execution by Operation, Component, and Cost Breakdown Structure (CBS)
Beginning Fiscal Year - 2018
(Amounts in Thousands)
As of September 30, 2018

Component	Operation New Dawn (OND) / Post-OND Iraq Activities		Operation Enduring Freedom		Operation Freedom's Sentinel		Operation Noble Eagle		Operation Inherent Resolve		Summary	
	Obligations Year To Date	Disbursements Year To Date	Obligations Year To Date	Disbursements Year To Date	Obligations Year To Date	Disbursements Year To Date	Obligations Year To Date	Disbursements Year To Date	Obligations Year To Date	Disbursements Year To Date	Obligations Year To Date	Disbursements Year To Date
3.0 Operating Support Sub-Total	0	0	0	0	3,117,572	1,064,890	0	0	264,455	169,800	3,382,027	1,234,690
4.1 Airlift	0	0	0	0	264,791	135,990	0	0	0	0	264,791	135,990
4.2 Sealift	0	0	0	0	4,220	1,110	0	0	0	0	4,220	1,110
4.4 Port Handling/Inland Transportation	0	0	0	0	3,827	3,282	0	0	139	70	3,966	3,352
4.5 Other Transportation	0	0	0	0	14,766	5,296	0	0	94	20	14,860	5,316
4.6 Second Destination Transportation	0	0	0	0	207	123	0	0	0	0	207	123
4.0 Transportation Sub-Total	0	0	0	0	287,811	145,801	0	0	233	90	288,044	145,891
6.2.1 Basic Research	0	0	0	0	168	84	0	0	0	0	168	84
6.0 Investment Sub-Total	0	0	0	0	168	84	0	0	0	0	168	84
7.1.90 Coalition Readiness Support Program (CRSP)	0	0	0	0	17,420	9,405	0	0	0	0	17,420	9,405
7.2.1 Transportation Support	0	0	0	0	18,558	13,411	0	0	0	0	18,558	13,411
7.2.2 Logistic Support	0	0	0	0	96,288	96,288	0	0	0	0	96,288	96,288
7.0 Other Support Sub-Total	0	0	0	0	132,266	119,104	0	0	0	0	132,266	119,104

COST OF WAR
Operation and Maintenance (O&M) Summary Execution by Operation, Component, Appropriation and Cost Breakdown Structure (CBS)
Beginning Fiscal Year - 2018
(Amounts in Thousands)
As of September 30, 2018

Component and Appropriation	Operation New Dawn (OND) / Post-OND Iraq Activities		Operation Enduring Freedom		Operation Freedom's Sentinel		Operation Noble Eagle		Operation Inherent Resolve		Summary	
	Obligations Year to Date	Disbursements Year to Date	Obligations Year to Date	Disbursements Year to Date	Obligations Year to Date	Disbursements Year to Date	Obligations Year to Date	Disbursements Year to Date	Obligations Year to Date	Disbursements Year to Date	Obligations Year to Date	Disbursements Year to Date
Grand Total	0	0	0	0	35,214,239	20,072,589	119,009	92,436	5,030,326	3,254,123	40,363,574	23,419,148
Army Total	0	0	0	0	16,202,123	9,693,004	49,318	22,745	2,496,837	1,388,036	18,748,278	11,103,785
Army Active Total	0	0	0	0	16,071,635	9,605,218	49,318	22,745	2,496,837	1,388,036	18,617,790	11,015,999
Operation and Maintenance, Army												
1.2.1 Civilian Premium Pay	0	0	0	0	87,379	83,989	586	513	17,749	17,227	105,714	101,729
1.2.2 Civilian Temporary Hires	0	0	0	0	710	710	0	0	233	233	943	943
1.0 Personnel Sub-Total	0	0	0	0	88,089	84,699	586	513	17,982	17,460	106,657	102,672
2.1 Temporary Duty (TDY)/Additional Duty (TAD)	0	0	0	0	190,181	124,577	6,345	5,603	21,860	11,964	218,386	142,144
2.2 Clothing and Other Personnel Equipment & Supplies	0	0	0	0	268,406	84,388	0	0	619	48	269,025	84,436
2.3 Medical Support/Health Services	0	0	0	0	70,446	50,269	1	0	9,693	6,965	80,140	57,234
2.4 Reserve Component Activation/Deactivation	0	0	0	0	6	6	0	0	0	0	6	6
2.5 Other Personnel Support	0	0	0	0	20,314	10,367	0	0	275,242	226,032	295,556	236,399
2.6 Rest & Recreation	0	0	0	0	7,602	4,447	0	0	0	0	7,602	4,447
2.0 Personnel Support Sub-Total	0	0	0	0	556,955	274,054	6,346	5,603	307,414	245,009	870,715	524,666
3.1 Training	0	0	0	0	261,902	124,114	18	0	55	43	261,975	124,157
3.1.0 Care-in-Store	0	0	0	0	710	0	0	0	0	0	710	0
3.2 Operations (OPTEMPO) (Fuel, Other POL, Parts)	0	0	0	0	1,260,825	908,976	1,915	865	360,485	239,268	1,623,225	1,149,109
3.3 Other Supplies & Equipment	0	0	0	0	741,083	446,202	358	329	166,903	126,333	908,344	572,864
3.4 Facilities/Base Support	0	0	0	0	686,048	202,660	8,687	3,092	200,974	57,725	895,709	263,477
3.5.1 Organization Level Maintenance	0	0	0	0	38,881	19,953	0	0	0	0	38,881	19,953
3.5.2 Intermediate Level Maintenance	0	0	0	0	300,853	175,590	0	0	0	0	300,853	175,590
3.5.3 Depot Level Maintenance	0	0	0	0	629,007	278,702	0	0	6,067	4,770	635,074	283,472
3.5.4 Contractor Logistics Support	0	0	0	0	1,332,662	624,492	18,217	4,484	120,044	23,409	1,470,923	652,385
3.5.6 MRAP Vehicles Equipment Maintenance	0	0	0	0	31,205	3,621	0	0	0	0	31,205	3,621
3.6 (C4I)	0	0	0	0	2,113,292	754,652	464	170	424,371	172,105	2,538,127	926,927
3.7 Other Services and Miscellaneous Contracts	0	0	0	0	3,400,880	1,798,721	10,973	6,350	558,945	292,145	3,970,798	2,097,216
3.9 Psychological Operations (Information Operations)	0	0	0	0	29,738	4,694	0	0	0	0	29,738	4,694
3.0 Operating Support Sub-Total	0	0	0	0	10,827,086	5,342,377	40,632	15,290	1,837,844	915,798	12,705,562	6,273,465
4.1 Airlift	0	0	0	0	407,416	316,194	0	0	21,350	15,538	428,766	331,732
4.2 Sealift	0	0	0	0	137,913	101,053	0	0	42,288	18,965	180,201	120,018
4.4 Port Handling/Inland Transportation	0	0	0	0	203,388	119,996	1,754	1,339	123,675	99,266	328,817	220,601
4.5 Other Transportation	0	0	0	0	3,716	23	0	0	0	0	3,716	23
4.6 Second Destination Transportation	0	0	0	0	600,081	440,799	0	0	1,832	635	601,913	441,434
4.0 Transportation Sub-Total	0	0	0	0	1,352,514	978,065	1,754	1,339	189,145	134,404	1,543,413	1,113,808
7.4.1 Afghanistan (CERP)	0	0	0	0	5,000	3,008	0	0	0	0	5,000	3,008
7.6.1 Trainee Equip/Support	0	0	0	0	0	0	0	0	1	1	1	1
7.6.2 U.S. Trainer/Enabler	0	0	0	0	0	0	0	0	144,451	75,364	144,451	75,364
7.0 Other Support Sub-Total	0	0	0	0	5,000	3,008	0	0	144,452	75,365	149,452	78,373
Afghanistan Security Forces Fund, Army												
7.3.02 Defense Forces Sustainment	0	0	0	0	1,866,246	1,687,679	0	0	0	0	1,866,246	1,687,679
7.3.03 Defense Forces Infrastructure	0	0	0	0	62,900	3,320	0	0	0	0	62,900	3,320
7.3.04 Defense Forces Equipment and Transportation	0	0	0	0	508,567	508,567	0	0	0	0	508,567	508,567
7.3.05 Defense Forces Training and Operations	0	0	0	0	312,366	252,987	0	0	0	0	312,366	252,987
7.3.07 Interior Forces Sustainment	0	0	0	0	357,191	289,908	0	0	0	0	357,191	289,908
7.3.08 Interior Forces Infrastructure	0	0	0	0	2,180	1,340	0	0	0	0	2,180	1,340
7.3.09 Interior Forces Equipment	0	0	0	0	34,348	34,348	0	0	0	0	34,348	34,348
7.3.10 Interior Forces Training and Operations	0	0	0	0	98,193	73,569	0	0	0	0	98,193	73,569
7.3.20 Other	0	0	0	0	0	71,297	0	0	0	0	0	71,297
7.0 Other Support Sub-Total	0	0	0	0	3,241,991	2,923,015	0	0	0	0	3,241,991	2,923,015
Army Reserve Total	0	0	0	0	25,070	16,601	0	0	0	0	25,070	16,601
Operation and Maintenance, Army Reserve												
2.1 Temporary Duty (TDY)/Additional Duty (TAD)	0	0	0	0	8,428	7,410	0	0	0	0	8,428	7,410
2.3 Medical Support/Health Services	0	0	0	0	220	57	0	0	0	0	220	57
2.5 Other Personnel Support	0	0	0	0	8,730	5,612	0	0	0	0	8,730	5,612
2.0 Personnel Support Sub-Total	0	0	0	0	17,378	13,079	0	0	0	0	17,378	13,079
3.1 Training	0	0	0	0	80	53	0	0	0	0	80	53

COST OF WAR
Operation and Maintenance (O&M) Summary Execution by Operation, Component, Appropriation and Cost Breakdown Structure (CBS)
Beginning Fiscal Year - 2018
(Amounts in Thousands)
As of September 30, 2018

Component and Appropriation	Operation New Dawn (OND) / Post-OND Iraq Activities		Operation Enduring Freedom		Operation Freedom's Sentinel		Operation Noble Eagle		Operation Inherent Resolve		Summary	
	Obligations Year to Date	Disbursements Year to Date	Obligations Year to Date	Disbursements Year to Date	Obligations Year to Date	Disbursements Year to Date	Obligations Year to Date	Disbursements Year to Date	Obligations Year to Date	Disbursements Year to Date	Obligations Year to Date	Disbursements Year to Date
3.2 Operations (OPTEMPO) (Fuel, Other POL, Parts)	0	0	0	0	1,229	528	0	0	0	0	1,229	528
3.3 Other Supplies & Equipment	0	0	0	0	606	89	0	0	0	0	606	89
3.4 Facilities/Base Support	0	0	0	0	1,713	710	0	0	0	0	1,713	710
3.6 (C4I)	0	0	0	0	632	4	0	0	0	0	632	4
3.7 Other Services and Miscellaneous Contracts	0	0	0	0	2,203	1,107	0	0	0	0	2,203	1,107
3.0 Operating Support Sub-Total	0	0	0	0	6,463	2,491	0	0	0	0	6,463	2,491
4.4 Port Handling/Inland Transportation	0	0	0	0	1,229	1,031	0	0	0	0	1,229	1,031
4.0 Transportation Sub-Total	0	0	0	0	1,229	1,031	0	0	0	0	1,229	1,031
Army National Guard Total	0	0	0	0	105,418	71,185	0	0	0	0	105,418	71,185
Operation and Maintenance, Army Natl Guard												
1.2.1 Civilian Premium Pay	0	0	0	0	160	157	0	0	0	0	160	157
1.0 Personnel Sub-Total	0	0	0	0	160	157	0	0	0	0	160	157
2.1 Temporary Duty (TDY)/Additional Duty (TAD)	0	0	0	0	175	158	0	0	0	0	175	158
2.2 Clothing and Other Personnel Equipment & Supplies	0	0	0	0	926	131	0	0	0	0	926	131
2.3 Medical Support/Health Services	0	0	0	0	3,199	2,378	0	0	0	0	3,199	2,378
2.4 Reserve Component Activation/Deactivation	0	0	0	0	10,638	9,163	0	0	0	0	10,638	9,163
2.5 Other Personnel Support	0	0	0	0	207	97	0	0	0	0	207	97
2.0 Personnel Support Sub-Total	0	0	0	0	15,145	11,927	0	0	0	0	15,145	11,927
3.1 Training	0	0	0	0	112	112	0	0	0	0	112	112
3.2 Operations (OPTEMPO) (Fuel, Other POL, Parts)	0	0	0	0	44,875	30,211	0	0	0	0	44,875	30,211
3.3 Other Supplies & Equipment	0	0	0	0	14,733	7,422	0	0	0	0	14,733	7,422
3.4 Facilities/Base Support	0	0	0	0	2,037	631	0	0	0	0	2,037	631
3.5.4 Contractor Logistics Support	0	0	0	0	918	577	0	0	0	0	918	577
3.6 (C4I)	0	0	0	0	16,213	10,724	0	0	0	0	16,213	10,724
3.7 Other Services and Miscellaneous Contracts	0	0	0	0	3,769	2,570	0	0	0	0	3,769	2,570
3.0 Operating Support Sub-Total	0	0	0	0	82,657	52,247	0	0	0	0	82,657	52,247
4.4 Port Handling/Inland Transportation	0	0	0	0	7,456	6,854	0	0	0	0	7,456	6,854
4.0 Transportation Sub-Total	0	0	0	0	7,456	6,854	0	0	0	0	7,456	6,854
Navy/Marine Corps Total	0	0	0	0	6,577,561	3,840,585	0	0	592,785	325,280	7,170,346	4,165,865
Navy Total	0	0	0	0	5,551,924	3,311,147	0	0	522,237	286,392	6,074,161	3,597,539
Navy Active Total	0	0	0	0	5,530,471	3,297,016	0	0	522,237	286,392	6,052,708	3,583,408
Operation and Maintenance, Navy												
1.2.1 Civilian Premium Pay	0	0	0	0	35,029	34,736	0	0	407	398	35,436	35,134
1.2.2 Civilian Temporary Hires	0	0	0	0	894	851	0	0	0	0	894	851
1.0 Personnel Sub-Total	0	0	0	0	35,923	35,587	0	0	407	398	36,330	35,985
2.1 Temporary Duty (TDY)/Additional Duty (TAD)	0	0	0	0	90,740	67,484	0	0	5,290	5,273	96,030	72,757
2.2 Clothing and Other Personnel Equipment & Supplies	0	0	0	0	14,560	10,488	0	0	601	399	15,161	10,887
2.3 Medical Support/Health Services	0	0	0	0	5,515	4,018	0	0	0	0	5,515	4,018
2.5 Other Personnel Support	0	0	0	0	6,349	1,569	0	0	0	0	6,349	1,569
2.7 Body Armor	0	0	0	0	8,853	1,782	0	0	0	0	8,853	1,782
2.0 Personnel Support Sub-Total	0	0	0	0	126,017	85,341	0	0	5,891	5,672	131,908	91,013
3.1 Training	0	0	0	0	71,961	27,588	0	0	44	20	72,005	27,608
3.2 Operations (OPTEMPO) (Fuel, Other POL, Parts)	0	0	0	0	873,884	806,948	0	0	294,625	208,932	1,168,509	1,015,880
3.2.5 Medical Supplies	0	0	0	0	31	31	0	0	0	0	31	31
3.3 Other Supplies & Equipment	0	0	0	0	301,532	242,357	0	0	6,804	5,477	308,336	247,834
3.4 Facilities/Base Support	0	0	0	0	242,023	143,805	0	0	0	0	242,023	143,805
3.5.1 Organization Level Maintenance	0	0	0	0	118,908	108,900	0	0	429	83	119,337	108,983
3.5.2 Intermediate Level Maintenance	0	0	0	0	64,580	43,947	0	0	0	0	64,580	43,947
3.5.3 Depot Level Maintenance	0	0	0	0	2,811,868	1,437,742	0	0	64,758	27,206	2,876,626	1,464,948
3.5.4 Contractor Logistics Support	0	0	0	0	29,267	13,801	0	0	12,600	4,500	41,867	18,301
3.6 (C4I)	0	0	0	0	141,636	39,033	0	0	0	0	141,636	39,033
3.7 Other Services and Miscellaneous Contracts	0	0	0	0	457,276	137,863	0	0	133,850	31,545	591,126	169,408
3.8 IED Operation	0	0	0	0	1,111	613	0	0	262	127	1,373	740
3.9 Psychological Operations (Information Operations)	0	0	0	0	1,111	534	0	0	262	127	1,373	661
3.0 Operating Support Sub-Total	0	0	0	0	5,115,188	3,003,162	0	0	513,634	278,017	5,628,822	3,281,179

COST OF WAR
Operation and Maintenance (O&M) Summary Execution by Operation, Component, Appropriation and Cost Breakdown Structure (CBS)
Beginning Fiscal Year - 2018
(Amounts in Thousands)
As of September 30, 2018

Component and Appropriation	Operation New Dawn (OND) / Post-OND Iraq Activities		Operation Enduring Freedom		Operation Freedom's Sentinel		Operation Noble Eagle		Operation Inherent Resolve		Summary	
	Obligations Year to Date	Disbursements Year to Date	Obligations Year to Date	Disbursements Year to Date	Obligations Year to Date	Disbursements Year to Date	Obligations Year to Date	Disbursements Year to Date	Obligations Year to Date	Disbursements Year to Date	Obligations Year to Date	Disbursements Year to Date
4.1 Airlift	0	0	0	0	142,407	74,224	0	0	2,305	2,305	144,712	76,529
4.2 Sealift	0	0	0	0	94,961	89,319	0	0	0	0	94,961	89,319
4.4 Port Handling/Inland Transportation	0	0	0	0	5,600	5,600	0	0	0	0	5,600	5,600
4.5 Other Transportation	0	0	0	0	9,642	3,345	0	0	0	0	9,642	3,345
4.6 Second Destination Transportation	0	0	0	0	733	438	0	0	0	0	733	438
4.0 Transportation Sub-Total	0	0	0	0	253,343	172,926	0	0	2,305	2,305	255,648	175,231
Navy Reserve Total	0	0	0	0	21,453	14,131	0	0	0	0	21,453	14,131
Operation and Maintenance, Navy Reserve												
2.2 Clothing and Other Personnel Equipment & Supplies	0	0	0	0	1,281	779	0	0	0	0	1,281	779
2.3 Medical Support/Health Services	0	0	0	0	295	295	0	0	0	0	295	295
2.4 Reserve Component Activation/Deactivation	0	0	0	0	2,195	1,231	0	0	0	0	2,195	1,231
2.0 Personnel Support Sub-Total	0	0	0	0	3,771	2,305	0	0	0	0	3,771	2,305
3.1 Training	0	0	0	0	680	288	0	0	0	0	680	288
3.3 Other Supplies & Equipment	0	0	0	0	5	1	0	0	0	0	5	1
3.4 Facilities/Base Support	0	0	0	0	803	0	0	0	0	0	803	0
3.5.1 Organization Level Maintenance	0	0	0	0	11	11	0	0	0	0	11	11
3.5.3 Depot Level Maintenance	0	0	0	0	15,054	11,522	0	0	0	0	15,054	11,522
3.7 Other Services and Miscellaneous Contracts	0	0	0	0	1,123	0	0	0	0	0	1,123	0
3.0 Operating Support Sub-Total	0	0	0	0	17,676	11,822	0	0	0	0	17,676	11,822
4.6 Second Destination Transportation	0	0	0	0	6	4	0	0	0	0	6	4
4.0 Transportation Sub-Total	0	0	0	0	6	4	0	0	0	0	6	4
Marine Corps Total	0	0	0	0	1,025,637	529,438	0	0	70,548	38,888	1,096,185	568,326
Marine Corps Active Total	0	0	0	0	1,022,680	527,431	0	0	70,548	38,888	1,093,228	566,319
Operation and Maintenance, Marine Corps												
1.2.1 Civilian Premium Pay	0	0	0	0	1,556	1,545	0	0	12	12	1,568	1,557
1.2.2 Civilian Temporary Hires	0	0	0	0	33	33	0	0	0	0	33	33
1.0 Personnel Sub-Total	0	0	0	0	1,589	1,578	0	0	12	12	1,601	1,590
2.1 Temporary Duty (TDY)/Additional Duty (TAD)	0	0	0	0	77,921	66,756	0	0	3,522	2,697	81,443	69,453
2.2 Clothing and Other Personnel Equipment & Supplies	0	0	0	0	11,115	881	0	0	0	0	11,115	881
2.3 Medical Support/Health Services	0	0	0	0	5,153	4,069	0	0	308	205	5,461	4,274
2.4 Reserve Component Activation/Deactivation	0	0	0	0	10	-4	0	0	0	0	10	-4
2.5 Other Personnel Support	0	0	0	0	20,524	17,838	0	0	5,863	5,527	26,387	23,365
2.0 Personnel Support Sub-Total	0	0	0	0	114,723	89,540	0	0	9,693	8,429	124,416	97,969
3.1 Training	0	0	0	0	30,745	14,399	0	0	544	476	31,289	14,875
3.2 Operations (OPTEMPO) (Fuel, Other POL, Parts)	0	0	0	0	114,055	69,656	0	0	1,188	1,153	115,243	70,809
3.2.1 MRAP Vehicles Operation	0	0	0	0	17,899	6,719	0	0	0	0	17,899	6,719
3.3 Other Supplies & Equipment	0	0	0	0	151,995	90,465	0	0	4,873	1,110	156,868	91,575
3.4 Facilities/Base Support	0	0	0	0	42,042	26,246	0	0	13	0	42,055	26,246
3.5.1 Organization Level Maintenance	0	0	0	0	2,150	1,567	0	0	0	0	2,150	1,567
3.5.2 Intermediate Level Maintenance	0	0	0	0	5,419	1,517	0	0	0	0	5,419	1,517
3.5.3 Depot Level Maintenance	0	0	0	0	36,993	16,051	0	0	24,785	15,459	61,778	31,510
3.5.4 Contractor Logistics Support	0	0	0	0	30,397	7,119	0	0	1,561	0	31,958	7,119
3.5.6 MRAP Vehicles Equipment Maintenance	0	0	0	0	2,286	2,137	0	0	0	0	2,286	2,137
3.6 (C4I)	0	0	0	0	19,282	4,595	0	0	3,619	1,683	22,901	6,278
3.7 Other Services and Miscellaneous Contracts	0	0	0	0	344,989	126,381	0	0	24,106	10,546	369,095	136,927
3.0 Operating Support Sub-Total	0	0	0	0	798,252	366,852	0	0	60,689	30,427	858,941	397,279
4.1 Airlift	0	0	0	0	13,394	9,286	0	0	0	0	13,394	9,286
4.2 Sealift	0	0	0	0	12,540	58	0	0	0	0	12,540	58
4.4 Port Handling/Inland Transportation	0	0	0	0	528	378	0	0	0	0	528	378
4.5 Other Transportation	0	0	0	0	63,927	53,938	0	0	154	20	64,081	53,958
4.6 Second Destination Transportation	0	0	0	0	17,418	5,680	0	0	0	0	17,418	5,680
4.7 MRAP Vehicles Transportation	0	0	0	0	14	8	0	0	0	0	14	8
4.8 Retrograde of Personnel and Equipment	0	0	0	0	295	113	0	0	0	0	295	113
4.0 Transportation Sub-Total	0	0	0	0	108,116	69,461	0	0	154	20	108,270	69,481
Marine Corps Reserve Total	0	0	0	0	2,957	2,007	0	0	0	0	2,957	2,007

COST OF WAR
Operation and Maintenance (O&M) Summary Execution by Operation, Component, Appropriation and Cost Breakdown Structure (CBS)
Beginning Fiscal Year - 2018
(Amounts in Thousands)
As of September 30, 2018

Component and Appropriation	Operation New Dawn (OND) / Post-OND Iraq Activities		Operation Enduring Freedom		Operation Freedom's Sentinel		Operation Noble Eagle		Operation Inherent Resolve		Summary	
	Obligations Year to Date	Disbursements Year to Date	Obligations Year to Date	Disbursements Year to Date	Obligations Year to Date	Disbursements Year to Date	Obligations Year to Date	Disbursements Year to Date	Obligations Year to Date	Disbursements Year to Date	Obligations Year to Date	Disbursements Year to Date
Operation and Maintenance, USMC Reserve												
2.1 Temporary Duty (TDY)/Additional Duty (TAD)	0	0	0	0	134	104	0	0	0	0	134	104
2.4 Reserve Component Activation/Deactivation	0	0	0	0	110	97	0	0	0	0	110	97
2.0 Personnel Support Sub-Total	0	0	0	0	244	201	0	0	0	0	244	201
3.1 Training	0	0	0	0	1,317	922	0	0	0	0	1,317	922
3.2 Operations (OPTEMPO) (Fuel, Other POL, Parts)	0	0	0	0	1,396	884	0	0	0	0	1,396	884
3.0 Operating Support Sub-Total	0	0	0	0	2,713	1,806	0	0	0	0	2,713	1,806
Air Force Total	0	0	0	0	8,240,349	4,639,625	69,691	69,691	1,636,709	1,334,715	9,946,749	6,044,031
Air Force Active Total	0	0	0	0	8,178,715	4,614,584	69,691	69,691	1,636,709	1,334,715	9,885,115	6,018,990
Operation and Maintenance, Air Force												
1.2.2 Civilian Temporary Hires	0	0	0	0	56,299	52,480	0	0	4,822	4,804	61,121	57,284
1.0 Personnel Sub-Total	0	0	0	0	56,299	52,480	0	0	4,822	4,804	61,121	57,284
2.1 Temporary Duty (TDY)/Additional Duty (TAD)	0	0	0	0	209,331	165,704	0	0	19,875	16,388	229,206	182,092
2.2 Clothing and Other Personnel Equipment & Supplies	0	0	0	0	8,089	5,796	0	0	1,239	1,236	9,328	7,032
2.3 Medical Support/Health Services	0	0	0	0	26,493	21,155	0	0	4,526	2,737	31,019	23,892
2.5 Other Personnel Support	0	0	0	0	80,917	57,340	0	0	31,787	25,511	112,704	82,851
2.0 Personnel Support Sub-Total	0	0	0	0	324,830	249,995	0	0	57,427	45,872	382,257	295,867
3.1 Training	0	0	0	0	46,120	32,735	0	0	4,941	1,824	51,061	34,559
3.2 Operations (OPTEMPO) (Fuel, Other POL, Parts)	0	0	0	0	516,609	515,568	69,691	69,691	1,065,065	1,061,988	1,651,365	1,647,247
3.3 Other Supplies & Equipment	0	0	0	0	614,208	318,977	0	0	74,989	40,673	689,197	359,650
3.4 Facilities/Base Support	0	0	0	0	200,322	98,531	0	0	49,829	9,170	250,151	107,701
3.5.3 Depot Level Maintenance	0	0	0	0	2,942,440	1,254,856	0	0	0	0	2,942,440	1,254,856
3.6 (C4I)	0	0	0	0	886,206	464,333	0	0	37,175	14,866	923,381	479,199
3.7 Other Services and Miscellaneous Contracts	0	0	0	0	1,434,296	746,685	0	0	204,866	47,391	1,639,162	794,076
3.0 Operating Support Sub-Total	0	0	0	0	6,640,201	3,431,685	69,691	69,691	1,436,865	1,175,912	8,146,757	4,677,288
4.1 Airlift	0	0	0	0	1,019,454	809,989	0	0	127,935	103,604	1,147,389	913,593
4.2 Sealift	0	0	0	0	6,797	9	0	0	0	0	6,797	9
4.4 Port Handling/Inland Transportation	0	0	0	0	39,630	14,476	0	0	0	0	39,630	14,476
4.5 Other Transportation	0	0	0	0	88,624	54,449	0	0	9,628	4,491	98,252	58,940
4.8 Retrograde of Personnel and Equipment	0	0	0	0	2,880	1,501	0	0	2	2	2,882	1,503
4.0 Transportation Sub-Total	0	0	0	0	1,157,385	880,424	0	0	137,565	108,097	1,294,950	988,521
7.6.2 U.S. Trainer/Enabler	0	0	0	0	0	0	0	0	30	30	30	30
7.0 Other Support Sub-Total	0	0	0	0	0	0	0	0	30	30	30	30
Air Force Reserve Total	0	0	0	0	48,492	20,645	0	0	0	0	48,492	20,645
Operation and Maintenance, Air Force Reserve												
2.1 Temporary Duty (TDY)/Additional Duty (TAD)	0	0	0	0	4,552	3,050	0	0	0	0	4,552	3,050
2.0 Personnel Support Sub-Total	0	0	0	0	4,552	3,050	0	0	0	0	4,552	3,050
3.3 Other Supplies & Equipment	0	0	0	0	359	295	0	0	0	0	359	295
3.4 Facilities/Base Support	0	0	0	0	2,601	777	0	0	0	0	2,601	777
3.5.3 Depot Level Maintenance	0	0	0	0	40,980	16,523	0	0	0	0	40,980	16,523
3.0 Operating Support Sub-Total	0	0	0	0	43,940	17,595	0	0	0	0	43,940	17,595
Air Force National Guard Total	0	0	0	0	13,142	4,396	0	0	0	0	13,142	4,396
Operation and Maintenance, Air Natl Guard												
2.1 Temporary Duty (TDY)/Additional Duty (TAD)	0	0	0	0	402	303	0	0	0	0	402	303
2.0 Personnel Support Sub-Total	0	0	0	0	402	303	0	0	0	0	402	303
3.1 Training	0	0	0	0	8	8	0	0	0	0	8	8
3.3 Other Supplies & Equipment	0	0	0	0	1,982	1,611	0	0	0	0	1,982	1,611
3.4 Facilities/Base Support	0	0	0	0	795	673	0	0	0	0	795	673
3.6 (C4I)	0	0	0	0	27	6	0	0	0	0	27	6
3.7 Other Services and Miscellaneous Contracts	0	0	0	0	9,928	1,795	0	0	0	0	9,928	1,795
3.0 Operating Support Sub-Total	0	0	0	0	12,740	4,093	0	0	0	0	12,740	4,093

COST OF WAR
Operation and Maintenance (O&M) Summary Execution by Operation, Component, Appropriation and Cost Breakdown Structure (CBS)
Beginning Fiscal Year - 2018
(Amounts in Thousands)
As of September 30, 2018

Component and Appropriation	Operation New Dawn (OND) / Post-OND Iraq Activities		Operation Enduring Freedom		Operation Freedom's Sentinel		Operation Noble Eagle		Operation Inherent Resolve		Summary	
	Obligations Year to Date	Disbursements Year to Date	Obligations Year to Date	Disbursements Year to Date	Obligations Year to Date	Disbursements Year to Date	Obligations Year to Date	Disbursements Year to Date	Obligations Year to Date	Disbursements Year to Date	Obligations Year to Date	Disbursements Year to Date
Defense Health Program Total	0	0	0	0	404,068	365,351	0	0	0	0	404,068	365,351
Defense Health Program, Defense												
2.3 Medical Support/Health Services	0	0	0	0	404,068	365,351	0	0	0	0	404,068	365,351
2.0 Personnel Support Sub-Total	0	0	0	0	404,068	365,351	0	0	0	0	404,068	365,351
DODIG Total	0	0	0	0	5,663	5,337	0	0	10,932	10,444	16,595	15,781
Office of the Inspector General, Defense												
1.2.1 Civilian Premium Pay	0	0	0	0	793	793	0	0	1,454	1,454	2,247	2,247
1.2.2 Civilian Temporary Hires	0	0	0	0	4,204	4,204	0	0	7,808	7,808	12,012	12,012
1.0 Personnel Sub-Total	0	0	0	0	4,997	4,997	0	0	9,262	9,262	14,259	14,259
2.1 Temporary Duty (TDY)/Additional Duty (TAD)	0	0	0	0	465	298	0	0	1,328	1,112	1,793	1,410
2.2 Clothing and Other Personnel Equipment & Supplies	0	0	0	0	7	7	0	0	8	8	15	15
2.0 Personnel Support Sub-Total	0	0	0	0	472	305	0	0	1,336	1,120	1,808	1,425
3.1 Training	0	0	0	0	28	7	0	0	93	47	121	54
3.3 Other Supplies & Equipment	0	0	0	0	18	24	0	0	7	7	25	31
3.6 (C4I)	0	0	0	0	0	5	0	0	0	0	0	5
3.7 Other Services and Miscellaneous Contracts	0	0	0	0	148	-1	0	0	234	8	382	7
3.0 Operating Support Sub-Total	0	0	0	0	194	35	0	0	334	62	528	97
Defense Agency Total	0	0	0	0	3,784,475	1,528,687	0	0	293,063	195,648	4,077,538	1,724,335
Operation and Maintenance, Defense-Wide												
1.2.1 Civilian Premium Pay	0	0	0	0	58,225	52,197	0	0	5,338	5,016	63,563	57,213
1.2.2 Civilian Temporary Hires	0	0	0	0	8,136	7,149	0	0	735	676	8,871	7,825
1.0 Personnel Sub-Total	0	0	0	0	66,361	59,346	0	0	6,073	5,692	72,434	65,038
2.1 Temporary Duty (TDY)/Additional Duty (TAD)	0	0	0	0	143,227	105,661	0	0	21,434	19,555	164,661	125,216
2.2 Clothing and Other Personnel Equipment & Supplies	0	0	0	0	1,891	782	0	0	62	53	1,953	835
2.3 Medical Support/Health Services	0	0	0	0	4,183	2,023	0	0	806	458	4,989	2,481
2.5 Other Personnel Support	0	0	0	0	30,996	30,996	0	0	0	0	30,996	30,996
2.0 Personnel Support Sub-Total	0	0	0	0	180,297	139,462	0	0	22,302	20,066	202,599	159,528
3.1 Training	0	0	0	0	32,282	13,625	0	0	3,502	1,545	35,784	15,170
3.2 Operations (OPTEMPO) (Fuel, Other POL, Parts)	0	0	0	0	134,642	83,610	0	0	61,509	54,354	196,151	137,964
3.3 Other Supplies & Equipment	0	0	0	0	144,877	57,599	0	0	15,092	9,182	159,969	66,781
3.4 Facilities/Base Support	0	0	0	0	7,669	2,529	0	0	0	0	7,669	2,529
3.5.1 Organization Level Maintenance	0	0	0	0	990	313	0	0	3	1	993	314
3.5.2 Intermediate Level Maintenance	0	0	0	0	9,014	7,882	0	0	7	7	9,021	7,889
3.5.3 Depot Level Maintenance	0	0	0	0	46,675	13,963	0	0	0	0	46,675	13,963
3.5.4 Contractor Logistics Support	0	0	0	0	352,434	168,621	0	0	56,791	31,124	409,225	199,745
3.5.6 MRAP Vehicles Equipment Maintenance	0	0	0	0	65,736	24,945	0	0	0	0	65,736	24,945
3.6 (C4I)	0	0	0	0	389,120	46,167	0	0	28,220	15,523	417,340	61,690
3.7 Other Services and Miscellaneous Contracts	0	0	0	0	1,934,133	645,636	0	0	99,331	58,064	2,033,464	703,700
3.0 Operating Support Sub-Total	0	0	0	0	3,117,572	1,064,890	0	0	264,455	169,800	3,382,027	1,234,690
4.1 Airlift	0	0	0	0	264,791	135,990	0	0	0	0	264,791	135,990
4.2 Sealift	0	0	0	0	4,220	1,110	0	0	0	0	4,220	1,110
4.4 Port Handling/Inland Transportation	0	0	0	0	3,827	3,282	0	0	139	70	3,966	3,352
4.5 Other Transportation	0	0	0	0	14,766	5,296	0	0	94	20	14,860	5,316
4.6 Second Destination Transportation	0	0	0	0	207	123	0	0	0	0	207	123
4.0 Transportation Sub-Total	0	0	0	0	287,811	145,801	0	0	233	90	288,044	145,891
6.2.1 Basic Research	0	0	0	0	168	84	0	0	0	0	168	84
6.0 Investment Sub-Total	0	0	0	0	168	84	0	0	0	0	168	84
7.1.90 Coalition Readiness Support Program (CRSP)	0	0	0	0	17,420	9,405	0	0	0	0	17,420	9,405
7.2.1 Transportation Support	0	0	0	0	18,558	13,411	0	0	0	0	18,558	13,411
7.2.2 Logistic Support	0	0	0	0	96,288	96,288	0	0	0	0	96,288	96,288
7.0 Other Support Sub-Total	0	0	0	0	132,266	119,104	0	0	0	0	132,266	119,104

FY 2018 Cost of War for FY 2018 Appropriations

**FY 2018 Estimate of Cost of War for FY 2018 Appropriations
(Amounts in Thousands)
As of September 30, 2018**

APPROPRIATION Fiscal Year 2018 Accounts	Notes	Funds Appropriated 1/	Funds Transferred	Funds Available	Obligations September 2018	Obligations CFI 2/	Disbursements CFI 3/	Unpaid Obligations	Unobligated Balance	Percent Obligated
21 2018/2018 2010 Military Personnel, Army		2,527,223	80,783	2,608,006	253,041	2,608,006	2,608,006	0	0	100%
21 2018/2018 2070 Reserve Personnel, Army		17,842	4,179	22,021	1,623	22,021	19,635	2,386	0	100%
21 2018/2018 2060 National Guard Personnel, Army		164,099	1,161	165,260	15,418	156,129	143,393	12,736	9,131	94%
21 2018/2018 2020 Operation and Maintenance, Army		15,268,635	224,232	15,492,867	1,492,694	15,375,799	8,092,984	7,282,815	117,068	99%
21 2018/2018 2080 Operation and Maintenance, Army Reserve		24,699	4,600	29,299	4,130	25,070	16,601	8,469	4,229	86%
21 2018/2018 2065 Operation and Maintenance, Army Natl Guard		108,036	0	108,036	9,680	105,418	71,185	34,233	2,618	98%
21 2018/2020 2031 Aircraft Procurement, Army		387,211	5,188	392,399	34,505	113,145	22,236	90,909	279,254	29%
21 2018/2020 2032 Missile Procurement, Army		628,264	0	628,264	99,524	106,050	57	105,993	522,214	17%
21 2018/2020 2034 Procurement of Ammunition, Army		119,372	0	119,372	37,971	108,847	782	108,065	10,525	91%
21 2018/2020 2035 Other Procurement, Army		276,179	2,900	279,079	33,059	210,270	60,098	150,172	68,809	75%
21 2018/2019 2040 Research, Development, Test, and Eval, Army		182,876	0	182,876	18,369	137,760	33,490	104,270	45,116	75%
21 2018/2022 2050 Military Construction, Army		130,400	0	130,400	0	0	0	0	130,400	0%
17 2018/2018 1453 Military Personnel, Navy		376,991	7,988	384,979	32,058	384,979	382,411	2,568	0	100%
17 2018/2018 1405 Reserve Personnel, Navy		9,091	3,911	13,002	811	13,002	12,427	575	0	100%
17 2018/2018 1804 Operation and Maintenance, Navy		5,747,024	297,584	6,044,608	815,772	6,052,708	3,583,408	2,469,300	-8,100	100%
17 2018/2018 1806 Operation and Maintenance, Navy Reserve		23,980	0	23,980	-1,787	21,453	14,131	7,322	2,527	89%
17 2018/2020 1506 Aircraft Procurement, Navy		157,300	5,200	162,500	35,656	98,500	8,628	89,872	64,000	61%
17 2018/2020 1507 Weapons Procurement, Navy		130,994	0	130,994	9,651	100,377	3,412	96,965	30,617	77%
17 2018/2020 1508 Procurement of Ammunition, Navy and USMC		233,406	0	233,406	4,203	217,486	18,308	199,178	15,920	93%
17 2018/2020 1810 Other Procurement, Navy		178,573	9,500	188,073	25,207	142,551	13,984	128,567	45,522	76%
17 2018/2019 1319 Research, Development, Test, and Eval, Navy		66,110	582	66,692	1,127	37,512	11,443	26,069	29,180	56%
17 2018/2018 1105 Military Personnel, Marine Corps		103,979	7,837	111,816	9,002	111,816	111,816	0	0	100%
17 2018/2018 1108 Reserve Personnel, Marine Corps		2,328	0	2,328	40	2,287	323	1,964	41	98%
17 2018/2018 1106 Operation and Maintenance, Marine Corps		1,099,624	0	1,099,624	115,177	1,093,228	566,319	526,909	6,396	99%
17 2018/2018 1107 Operation and Maintenance, USMC Reserve		3,367	0	3,367	-286	2,957	2,007	950	410	88%
17 2018/2020 1109 Procurement, Marine Corps		64,307	0	64,307	11,618	42,896	1,127	41,769	21,411	67%
57 2018/2018 3500 Military Personnel, Air Force		884,757	80,000	964,757	104,907	958,833	958,833	0	5,924	99%
57 2018/2018 3700 Reserve Personnel, Air Force		20,569	40	20,609	2,291	20,607	13,525	7,082	2	100%
57 2018/2018 3850 National Guard Personnel, Air Force		5,004	480	5,484	271	4,551	3,746	805	933	83%
57 2018/2018 3400 Operation and Maintenance, Air Force		9,697,446	246,812	9,944,258	-873,391	9,885,115	6,018,990	3,866,125	59,143	99%
57 2018/2018 3740 Operation and Maintenance, Air Force Reserve		53,523	0	53,523	942	48,492	20,645	27,847	5,031	91%
57 2018/2018 3840 Operation and Maintenance, Air Natl Guard		15,400	0	15,400	5,465	13,142	4,396	8,746	2,258	85%
57 2018/2020 3010 Aircraft Procurement, Air Force		478,521	0	478,521	22849	38,971	3,900	35,071	439,550	8%
57 2018/2020 3020 Missile Procurement, Air Force		481,700	0	481,700	190563	269,820	0	269,820	211,880	56%
57 2018/2020 3021 Space Procurement, Air Force		2,256	0	2,256	0	0	0	0	2,256	0%
57 2018/2020 3011 Procurement of Ammunition, Air Force		551,509	0	551,509	0	500,995	0	500,995	50,514	91%
57 2018/2020 3080 Other Procurement, Air Force		123,017	0	123,017	4738	19,341	9,135	10,206	103,676	16%
57 2018/2019 3600 Research, Development, Test and Eval, Air Force		63,200	0	63,200	27334	45,074	21,367	23,707	18,126	71%
57 2018/2022 3300 Military Construction, Air Force		178,400	0	178,400	0	0	0	0	178,400	0%
97 2018/2018 0100 Operation and Maintenance, Defense-Wide		5,198,726	-459,418	4,739,308	565,275	4,060,118	1,714,930	2,345,188	679,190	86%
97 2018/2019 0100 Operation and Maintenance, Defense-Wide		1,000,000	0	1,000,000	8,015	17,420	9,405	8,015	982,580	2%
97 2018/2018 0107 Office of the Inspector General, Defense		24,692	0	24,692	253	16,595	15,781	814	8,097	67%
97 2018/2018 0130 Defense Health Program, Defense		395,805	8,263	404,068	44,679	404,068	365,351	38,717	0	100%
97 2018/2020 0300 Procurement, Defense-Wide		475,388	128,140	603,528	73,509	342,234	46,657	295,577	261,294	57%
97 2018/2019 0400 Research, Development, Test and Eval, Defense		216,220	0	216,220	16,933	142,307	26,590	115,717	73,913	66%
97 2018/2022 0500 Military Construction, Defense-Wide		22,400	0	22,400	0	0	0	0	22,400	0%
97 2018/XXXX 4930 Defense Working Capital Funds, Defense		98,845	0	98,845	5079	5,079	2,571	2,508	93,766	5%

**FY 2018 Estimate of Cost of War for FY 2018 Appropriations
(Amounts in Thousands)
As of September 30, 2018**

APPROPRIATION Fiscal Year 2018 Accounts	Notes	Funds Appropriated 1/	Funds Transferred	Funds Available	Obligations September 2018	Obligations CFI 2/	Disbursements CFI 3/	Unpaid Obligations	Unobligated Balance	Percent Obligated
21 2018/2019 2091 Afghanistan Security Forces Fund, Army		4,666,815	0	4,666,815	276,070	3,241,991	2,923,015	318,976	1,424,824	69%
97 2018/2018 0105 Drug Interdiction & Cntr Drug Activities		196,300	0	196,300	0	0	0	0	196,300	0%
97 2018/2020 2093 Joint Improvised Explosive Device Defeat Fund		0	0	0	20,311	0	0	0	0	0%
21 2018/2019 2099 Counter-ISIL Train and Equip Fund		1,769,000	0	1,769,000	-106,130	224,818	224,817	1	1,544,182	13%
Sub-Total		54,651,403	659,962	55,311,365	3,448,226	47,549,838	28,181,865	19,367,973	7,761,527	86%
Non-War Funds		13,904,485	0	13,904,485	0	0	0	0	0	0%
Operation Noble Eagle - Baseline Funds	2/	0	0	159,311	0	0	0	0	159,311	0%
Grand Total		68,555,888	659,962	69,375,161	3,448,226	47,549,838	28,181,865	19,367,973	7,920,838	69%

**FY 2018 Estimate of Cost of War for FY 2018 Appropriations
(Amounts in Thousands)
As of September 30, 2018**

FY 2018 Status of Funds Footnotes:

1/ Reflects funding provided in Public Law 115-141, the DoD Appropriations Act, 2018.

2/ Obligations include **\$159,311** for Operation Noble Eagle (ONE) as a cost of war.

3/ CFI is Cumulative From Inception.

4/ Obligations that exceed funds available reflect cash flowing from baseline appropriations.

**FY 2018 Estimate of Cost of War for FY 2018 Appropriations
(Amounts in Thousands)
As of September 30, 2018**

Table 1 -- Reprogramming Actions into/out of Cost of War Funds								
Reprogramming Action:	1	2	3	4	5	6	7	8
APPROPRIATION								
2018/2018 2010 Military Personnel, Army						-20,000		100,783
2018/2018 2070 Reserve Personnel, Army								4,179
2018/2018 2060 National Guard Personnel, Army	650	511						
2018/2018 2020 Operation and Maintenance, Army	13,204	100,810	81,670	22,239	6,309		0	
2018/2018 2080 Operation and Maintenance, Army Reserve								4,600
2018/2020 2031 Aircraft Procurement, Army			5,188					
2018/2020 2035 Other Procurement, Army			2,900					
2018/2018 1453 Military Personnel, Navy							0	7,988
2018/2017 1405 Reserve Personnel, Navy								3,911
2018/2018 1804 Operation and Maintenance, Navy	1,130	1,831	64,200	83,080				147,343
2018/2020 1506 Aircraft Procurement, Navy				5,200				
2018/2020 1810 Other Procurement, Navy			9,500					
2018/2019 1319 Research, Development, Test and Evaluation, Navy					582			
2018/2018 3500 Military Personnel, Air Force								80,000
2018/2018 1105 Military Personnel, Marine Corps							0	7,837
2018/2018 3700 Reserve Personnel, Air Force	255	-215						
2018/2018 3850 National Guard Personnel, Air Force		480						
2018/2018 3400 Operation and Maintenance, Air Force	1,063	19,601	6,500	26,750	-6,891		0	199,789
2018/2018 0100 Operation and Maintenance, Defense-Wide	1,500	918	-291,248	-144,119				46,577
2018/2018 0130, Defense Health Program, Operation and Maintenance								8,263
2018/2020 0300 Procurement, Defense-Wide			121,290	6,850				
2018/2018 Drug Interdiction & Cntr Drug Activities								0
Reprogramming Total	17,802	123,936	0	0	0	-20,000	0	611,270
Cumulative Reprogramming Total	17,802	141,738	141,738	141,738	141,738	121,738	121,738	733,008

1. FY 18-04 IR, Drug Interdiction and Counter-Drug Activities, Defense, dated February 20, 2018
2. FY 18-16 IR, Drug Interdiction and Counter-Drug Activities, Defense, dated June 13, 2018
3. FY 18-20 IR, Intelligence, Surveillance, and Reconnaissance Request, dated July 3, 2018
4. FY 18-22 IR, Intelligence, Surveillance, and Reconnaissance Request, dated July 10, 2018
5. FY 18-26 IR, Drug Interdiction and Counter-Drug Activities, Defense, dated September 20, 2018
6. FY 18-26 PA, Defense Working Capital Fund Request, dated September 14, 2018
7. FY 18-17 PA, June 2018 Prior Approval Request (Omnibus), dated October 1, 2018
8. Base Funds for OCO Requirements

Table 2 -- Non-War Programs or Programs Whose Execution Is Not Included in the DoD Cost of War Report							
Non-War Not Reported on the DoD Cost of War Report	Fund Item Description	Military Personnel	Operation & Maintenance	Military Construction	Procurement	RDTE	Total
21 2018/2018 2020 Operation and Maintenance, Army	Congressional transfer from Title II to Title IX		650,000	-			650,000
17 2018/2018 1804 Operation and Maintenance, Navy	Congressional transfer from Title II to Title IX		660,000	-			660,000
17 2018/2018 1106 Operation and Maintenance, Marine Corps	Congressional transfer from Title II to Title IX		260,162	-			260,162
57 2018/2018 3400 Operation and Maintenance, Air Force	Congressional transfer from Title II to Title IX		650,000	-			650,000
17 2018/2022 1205 Military Construction, Navy	Congressional transfer from Title II to Title IX		-	13,390			13,390
57 2018/2022 3300 Military Construction, Navy	Congressional transfer from Title II to Title IX		-	97,122			97,122
Operation and Maintenance, Subtotal			2,220,162	110,512	-	-	2,330,674
97 2018/2020 0350 National Guard and Reserve Equipment, Defense	Baseline Programs funded by Congress in OCO						1,300,000
European Deterrence Initiative ¹		214,300	2,321,405	306,930	1,870,600	64,100	4,777,335
Fuel Reduction			40,157				40,157
Non-DoD Classified Programs			1,296,727		2,977,778	334,439	4,608,944
Other Non-War - Title 10 Additional Appropriations			847,375				847,375
Non-War Programs Totals		214,300	6,725,826	417,442	4,848,378	398,539	13,904,485

Notes:
¹ Includes Ukraine Security Assistance Initiative funding

FY 2018 Cost of War for FY 2017 Appropriations

**FY 2018 Estimate of Cost of War for FY 2017 Appropriations
(Amounts in Thousands)
As of September 30, 2018**

APPROPRIATION Fiscal Year 2017 Accounts	Notes	Funds Appropriated 1/	Funds Transferred	Funds Available	Obligations September 2018	Obligations CFI 2/3	Disbursements CFI 3/	Unpaid Obligations	Unobligated Balance	Percent Obligated
21 2017/2017 2010 Military Personnel, Army	/6	2,042,682	-14,608	2,028,074	0	2,101,783	2,101,783	0	-73,709	104%
21 2017/2017 2070 Reserve Personnel, Army		17,084	0	17,084	0	15,375	15,189	186	1,709	90%
21 2017/2017 2060 National Guard Personnel, Army	/6	131,630	3,358	134,988	0	144,002	142,323	1,679	-9,014	107%
21 2017/2017 2020 Operation and Maintenance, Army	/5	14,813,205	-81,781	14,731,424	0	14,467,695	12,934,791	1,532,904	263,729	98%
21 2017/2017 2080 Operation and Maintenance, Army Reserve	/5	23,910	-1,912	21,998	0	21,024	19,289	1,735	974	96%
21 2017/2017 2065 Operation and Maintenance, Army Natl Guard	/5	65,250	610	65,860	-39,477	59,215	53,259	5,956	6,645	90%
21 2017/2019 2031 Aircraft Procurement, Army		253,711	194,140	447,851	97,062	407,875	132,009	275,866	39,976	91%
21 2017/2019 2032 Missile Procurement, Army		324,507	36,700	361,207	42,463	352,475	27,027	325,448	8,732	98%
21 2017/2019 2033 Procurement of Weapons & Tracked Vehicles		22,410	0	22,410	0	22,410	2,686	19,724	0	100%
21 2017/2019 2034 Procurement of Ammunition, Army		88,460	9,100	97,560	1	95,241	12,151	83,090	2,319	98%
21 2017/2019 2035 Other Procurement, Army		959,331	38,300	997,631	6,845	845,402	505,613	339,789	152,229	85%
21 2017/2018 2040 Research, Development, Test, and Eval, Army		271,789	23,600	295,389	15304	283,044	210,985	72,059	12,345	96%
21 2017/2021 2050 Military Construction, Army		11,500	0	11,500	124	1,029	245	784	10,471	9%
17 2017/2017 1453 Military Personnel, Navy	/6	334,781	0	334,781	0	369,353	369,319	34	-34,572	110%
17 2017/2017 1405 Reserve Personnel, Navy	/6	11,929	0	11,929	0	14,460	12,592	1,868	-2,531	121%
17 2017/2017 1804 Operation and Maintenance, Navy	/5 /6	5,245,390	5,473	5,250,863	0	5,477,645	3,892,953	1,584,692	-226,782	104%
17 2017/2017 1806 Operation and Maintenance, Navy Reserve	/6	26,265	0	26,265	0	29,841	18,866	10,975	-3,576	114%
17 2017/2019 1506 Aircraft Procurement, Navy		419,149	18,365	437,514	18416	389,056	176,324	212,732	48,458	89%
17 2017/2019 1507 Weapons Procurement, Navy		8,600	0	8,600	0	6,180	499	5,681	2,420	72%
17 2017/2019 1508 Procurement of Ammunition, Navy and USMC		123,380	4,250	127,630	1,203	120,664	47,810	72,854	6,966	95%
17 2017/2019 1810 Other Procurement, Navy		42,397	6,531	48,928	18	47,113	11,609	35,504	1,815	96%
17 2017/2018 1319 Research, Development, Test, and Eval, Navy		39,407	0	39,407	0	39,327	24,495	14,832	80	100%
17 2017/2021 1205 Military Construction, Navy and Marine Corps	/6	0	0	0	0	190	0	190	-190	0%
17 2017/2017 1105 Military Personnel, Marine Corps		185,573	-51,006	134,567	0	103,312	0	103,312	31,255	77%
17 2017/2017 1108 Reserve Personnel, Marine Corps	/6	3,764	0	3,764	0	3,835	0	3,835	-71	102%
17 2017/2017 1106 Operation and Maintenance, Marine Corps	/5	1,056,632	552,750	1,609,382	-470	1,579,267	1,156,312	422,955	30,115	98%
17 2017/2017 1107 Operation and Maintenance, USMC Reserve		3,304	0	3,304	0	3,220	3,164	56	84	97%
17 2017/2019 1109 Procurement, Marine Corps		147,011	29,604	176,615	1,996	57,460	43,932	13,528	119,155	33%
57 2017/2017 3500 Military Personnel, Air Force	/6	857,111	0	857,111	0	860,901	860,901	0	-3,790	100%
57 2017/2017 3700 Reserve Personnel, Air Force		20,535	272	20,807	0	20,567	15,540	5,027	240	99%
57 2017/2017 3850 National Guard Personnel, Air Force		5,288	52	5,340	0	5,128	4,636	492	212	96%
57 2017/2017 3400 Operation and Maintenance, Air Force	/5	9,336,307	72,006	9,408,313	-56,375	9,296,911	8,629,046	667,865	111,402	99%
57 2017/2017 3740 Operation and Maintenance, Air Force Reserve		57,586	0	57,586	-15	55,737	50,908	4,829	1,849	97%
57 2017/2017 3840 Operation and Maintenance, Air Natl Guard		20,000	0	20,000	0	14,587	6,281	8,306	5,413	73%
57 2017/2019 3010 Aircraft Procurement, Air Force		820,919	32,160	853,079	93,069	135,079	20,496	114,583	718,000	16%
57 2017/2019 3020 Missile Procurement, Air Force	/6	134,295	-58,381	75,914	44	147,079	2,818	144,261	-71,165	194%
57 2017/2019 3011 Procurement of Ammunition, Air Force	/6	151,908	55,560	207,468	55,640	460,270	77,422	382,848	-252,802	222%
57 2017/2019 3080 Other Procurement, Air Force		249,576	106,526	356,102	-1,223	65,231	14,155	51,076	290,871	18%
57 2017/2018 3600 Research, Development, Test and Eval, Air Force		59,740	27,743	87,483	0	14,900	14,700	200	72,583	17%
57 2017/2021 3300 Military Construction, Air Force		20,011	0	20,011	0	0	0	0	20,011	0%
97 2017/2017 0100 Operation and Maintenance, Defense-Wide	/5	6,445,347	-2,029,728	4,415,619	-27	4,048,260	2,785,261	1,262,999	367,359	92%
97 2017/2018 0100 Operation and Maintenance, Defense-Wide		0	96,400	96,400	0	18,398	18,398	0	78,002	19%
97 2017/2017 0107 Office of the Inspector General, Defense		22,062	-5,000	17,062	0	12,086	5,830	6,256	4,976	71%
97 2017/2017 0130 Defense Health Program, Defense	/6	322,859	0	322,859	-114	332,419	313,696	18,723	-9,560	103%
97 2017/2019 0300 Procurement, Defense-Wide		351,437	78,070	429,507	-1,202	419,296	239,537	179,759	10,211	98%
97 2017/2018 0400 Research, Development, Test and Eval, Defense	/6	0	0	0	0	1,972	113	1,859	-1,972	0%
97 2017/XXXX 4930 Defense Working Capital Funds, Defense		95,481	0	95,481	0	5,447	5,447	0	90,034	6%

**FY 2018 Estimate of Cost of War for FY 2017 Appropriations
(Amounts in Thousands)
As of September 30, 2018**

APPROPRIATION Fiscal Year 2017 Accounts	Notes	Funds Appropriated 1/	Funds Transferred	Funds Available	Obligations September 2018	Obligations CFI 2/3	Disbursements CFI 3/	Unpaid Obligations	Unobligated Balance	Percent Obligated
21 2017/2018 2091 Afghanistan Security Forces Fund, Army		4,262,715	-100,000	4,162,715	212,788	4,117,538	3,732,537	385,001	45,177	99%
21 2017/2019 2093 Joint Improvised Explosive Device Defeat Fund		87,800	0	87,800	-414	83,454	71,331	12,123	4,346	95%
21 2017/2018 2097 Iraq Train and Equip Fund	7/	289,500	0	289,500	1,951	289,500	289,501	-1	0	100%
97 2017/2017 0105 Drug Interdiction & Cntr Drug Activities		191,533	-107,000	84,533	0	0	0	0	84,533	0%
97 2017/2019 2093 Joint Improvised Explosive Device Defeat Fund		339,472	0	339,472	2,949	325,677	264,325	61,352	13,795	96%
21 2017/2018 2099 Counter-ISIL Train and Equip Fund		1,606,400	-248,268	1,358,132	69,967	1,348,584	1,174,197	174,387	9,548	99%
Sub-Total		52,420,933	-1,306,114	51,114,819	520,523	49,136,514	40,512,301	8,624,213	1,978,305	96%
Non-War Funds	4/	29,728,110		29,728,110	0	0	0	0	29,728,110	0%
Operation Noble Eagle - Baseline Funds	2/	0	0	95,346	0	0	0	0	95,346	0%
Grand Total		82,149,043	-1,306,114	80,938,275	520,523	49,136,514	40,512,301	8,624,213	31,801,761	61%

**FY 2018 Estimate of Cost of War for FY 2017 Appropriations
(Amounts in Thousands)
As of September 30, 2018**

FY 2017 Status of Funds Footnotes:

1/ Reflects funding provided in Public Law 114-223, the Continuing Resolutions Act, 2017.

2/ Obligations include **\$95,346** for Operation Noble Eagle (ONE) as a cost of war.

3/ CFI is Cumulative From Inception.

4/ Table 2 reflects Non-War funds whose execution is not included in the DoD Cost of War Report.

5/ Table 3 reflects OCO funding that was reduced by **\$355,041** due to a congressional mark that was applied to the Department of Defense Appropriations Act, 2016.

6/ Obligations that exceed funds available reflect cash flowing from baseline operations.

7/ Disbursements that exceed obligations will be corrected in a subsequent period.

**FY 2018 Estimate of Cost of War for FY 2017 Appropriations
(Amounts in Thousands)
As of September 30, 2018**

Table 1 -- Reprogramming Actions into/out of Cost of War Funds

Reprogramming Action:	1	2	3	4	5	6	7	8
APPROPRIATION								
2017/2017 2010 Military Personnel, Army	22,092			-36,700				
2017/2017 2060 National Guard Personnel, Army	744	488		2,126				
2017/2017 2020 Operation and Maintenance, Army	45,000	25,943		-152,724				
2017/2017 2080 Operation and Maintenance, Army Reserve				-1,912				
2017/2017 2065 Operation and Maintenance, Army Natl Guard				610				
2017/2019 2031 Aircraft Procurement, Army	78,040			116,100				
2017/2019 2032 Missile Procurement, Army				36,700				
2017/2019 2034 Procurement of Ammunition, Army				9,100				
2017/2019 2035 Other Procurement, Army				38,300				33,136
2017/2018 2040 Research, Development, Test, and Eval, Army				15,600	8,000			
2017/2017 1804 Operation and Maintenance, Navy	850	500		4,123				
2017/2019 1506 Aircraft Procurement, Navy				28,335	-8,000	-1,970		
2017/2019 1508 Procurement of Ammunition, Navy & Marine Corps								4,250
2017/2019 1810 Other Procurement, Navy				6,531				
2017/2017 1105 Military Personnel, Marine Corps				-51,006				
2017/2017 1106 Operation and Maintenance, Marine Corps	552,750							
2017/2019 1109 Procurement, Marine Corps				20,700		8,904		
2017/2017 3700 Reserve Personnel, Air Force	272							
2017/2017 3850 National Guard Personnel, Air Force		52						
2017/2017 3400 Operation and Maintenance, Air Force	18,534	42,017		11,455				
2017/2019 3010 Aircraft Procurement, Air Force								32,160
2017/2019 3020 Missile Procurement, Air Force								-58,381
2017/2019 3011 Procurement of Ammunition, Air Force				1,020				54,540
2017/2019 3080 Other Procurement, Air Force		300		22,365				83,861
2017/2018 3600 Research, Development, Test and Eval, Air Force				21,643				6,100
2017/2017 0100 Operation and Maintenance, Defense-Wide	252,288	2,000	-1,659,000	-598,728				
2017/2018 0100 Operation and Maintenance, Defense-Wide	-739,000		1,659,000				-500,000	-323,600
2017/2017 0107 Office of the Inspector General, Defense				-5,000				
2017/2019 0300 Procurement, Defense-Wide		300		77,770				
2017/2017 0105 Drug Interdiction & Cntr Drug Activities	-35,400	-71,600						
2017/2018 2091 Afghanistan Security Forces Fund							-100,000	
2017/2018 2099 Counter-ISIL Train and Equip Fund				-168,268			-80,000	
Reprogramming Total	196,170	0	0	-601,860	0	6,934	-680,000	-167,934
Cumulative Reprogramming Total	196,170	196,170	196,170	-405,690	-405,690	-398,756	-1,078,756	-1,246,690

1. FY 17-01 PA: Counterterrorism Partnership Funds for Syria Train & Equip
FY 17-05 PA: Counterterrorism Partnership Funds for Syria Train & Equip
FY 17-01 IR: Drug Interdiction and Counter-Drug Activities, Defense
FY 17-02 LT: Directed transfer in DoD Appropriations Act
Other Non-War, Title 10 Appropriations
Base funds for OCO requirements
2. FY 17-10 IR: Intelligence, Surveillance, and Reconnaissance Request
3. FY17-04 LT: Directed transfer in DoD Appropriations Act
4. FY 17-19 IR: Intelligence, Surveillance, and Reconnaissance Request,
FY 17-23 IR: Drug Interdiction and Counter-Drug Activities, Defense
FY 17-05 PA: Counterterrorism Partnership Funds for Syria Train & Equip (cancelled)
FY 17-16 PA: June Prior Approval Request
FY17-17 PA: Intelligence, Surveillance, and Reconnaissance Request - MIP
FY 17-18 PA: June 2017 Military Intelligence Program (MIP) Prior Approval
FY 17-25 PA: August 2017 Prior Approval Request
FY 17-25 IR: August 2017 Internal Reprogramming Request
FY 17-26 PA: Missile Defeat Enhancement Prior Approval Request

**FY 2018 Estimate of Cost of War for FY 2017 Appropriations
(Amounts in Thousands)
As of September 30, 2018**

5. FY 18-02 PA; November 2017 Military Intelligence Program (MIP) Request
6. FY 18-07 PA; January 2018 Military Intelligence Program (MIP) Request
7. FY 18 PL 115-141 Rescissions
8. FY 18-17 PA; June 2018 Prior Approval Request (Omnibus)

**FY 2018 Estimate of Cost of War for FY 2017 Appropriations
(Amounts in Thousands)
As of September 30, 2018**

Table 2 -- Non-War Programs or Programs Whose Execution Is Not Included in the DoD Cost of War Report

Non-War/Not Reported on the DoD Cost of War Report	Fund Item Description	Military Personnel	Operation & Maintenance	Procurement	Research, Development, Test, & Evaluation	Revolving Funds and Military Construction	Total
21 2017/2017 2020 Operation and Maintenance, Army	Congressional transfer from Title II to Title IX		1,257,708				1,257,708
17 2017/2017 1804 Operation and Maintenance, Navy	Congressional transfer from Title II to Title IX		1,225,000				1,225,000
17 2017/2017 1106 Operation and Maintenance, Marine Corps	Congressional transfer from Title II to Title IX		375,000				375,000
57 2017/2017 3400 Operation and Maintenance, Air Force	Congressional transfer from Title II to Title IX		1,225,000				1,225,000
Operation and Maintenance, Subtotal			4,082,708				4,082,708
97 2016/2018 0350 National Guard and Reserve Equipment, Defense	Baseline Programs funded by Congress in OCO			750,000			750,000
Title X - Additional Appropriations	Baseline Programs funded by Congress in OCO	17,610	4,504,823	4,223,518	599,723	520,233	9,865,907
Bipartisan Budget Agreement of 2015	Baseline Programs funded by Congress in OCO	62,965	3,599,478	1,170,599	38,023	38,409	4,909,474
European Reassurance Initiative		147,549	1,626,493	1,396,952	125,880	46,833	3,343,707
Ukraine Security Assistance Initiative			150,000				150,000
Intelligence, Surveillance, Reconnaissance Task Force			500,000				500,000
Classified Programs			1,575,514	4,134,719	416,081		6,126,314
Non-War Programs Totals			16,039,016	11,675,788	1,179,707	605,475	29,728,110

Table 3 -- Section 8128 Fuel Saving applied to Overseas Contingency Operations

Non-War/Not Reported on the DoD Cost of War Report	Fund Item Description	Operation & Maintenance	Total
21 2017/2017 2020 Operation and Maintenance, Army	Fuel Reduction	179,148	179,148
21 2017/2017 2080 Operation and Maintenance, Army Reserve	Fuel Reduction	210	210
21 2017/2017 2065 Operation and Maintenance, Army National Guard	Fuel Reduction	1,657	1,657
17 2017/2017 1804 Operation and Maintenance, Navy	Fuel Reduction	80,413	80,413
17 2017/2017 1106 Operation and Maintenance, Marine Corps	Fuel Reduction	6,023	6,023
57 2017/2017 3400 Operation and Maintenance, Air Force	Fuel Reduction	75,139	75,139
97 2017/2017 0100 Operation and Maintenance, USSOCOM	Fuel Reduction	11,210	11,210
97 2017/2017 0100 Operation and Maintenance, Other	Fuel Reduction	1,241	1,241
Operation and Maintenance, Total		355,041	355,041

FY 2018 Cost of War for FY 2016 Appropriations

FY 2018 Estimate of Cost of War for FY 2016 Appropriations
(Amounts in Thousands)
As of September 30, 2018

APPROPRIATION Fiscal Year 2016 Accounts	Notes	Funds Appropriated 1/ 6/	Funds Transferred 4/	Funds Available	Obligations September 2018	Obligations CFI 2/3	Disbursements CFI 3/	Unpaid Obligations	Unobligated Balance	Percent Obligated
21 2016/2016 2010 Military Personnel, Army	7/	1,846,356	20,653	1,867,009	0	1,905,673	1,905,673	0	-38,664	102%
21 2016/2016 2070 Reserve Personnel, Army		17,162	0	17,162	0	16,695	16,397	298	467	97%
21 2016/2016 2060 National Guard Personnel, Army		149,015	-18,399	130,616	0	127,157	126,730	427	3,459	97%
21 2016/2016 2020 Operation and Maintenance, Army	6/	11,668,548	1,798,038	13,466,586	-414	13,081,038	12,256,774	824,264	385,548	97%
21 2016/2016 2080 Operation and Maintenance, Army Reserve	6/	24,554	0	24,554	0	23,113	22,705	408	1,441	94%
21 2016/2016 2065 Operation and Maintenance, Army Natl Guard		60,845	0	60,845	0	51,276	46,123	5,153	9,569	84%
21 2016/2018 2031 Aircraft Procurement, Army		161,987	111,300	273,287	0	272,940	215,801	57,139	347	100%
21 2016/2018 2032 Missile Procurement, Army		37,260	0	37,260	890	37,258	16,905	20,353	2	100%
21 2016/2018 2033 Procurement of Weapons & Tracked Vehicles, Army		486,630	0	486,630	1,836	486,628	446,654	39,974	2	100%
21 2016/2018 2034 Procurement of Ammunition, Army		222,040	20,678	242,718	2	242,397	120,616	121,781	321	100%
21 2016/2018 2035 Other Procurement, Army		1,175,596	-24,471	1,151,125	1,637	1,141,533	1,074,377	67,156	9,592	99%
21 2016/2017 2040 Research, Development, Test, and Eval, Army		1,500	0	1,500	0	1,500	1,305	195	0	100%
17 2016/2016 1453 Military Personnel, Navy		251,011	92,841	343,852	0	342,551	340,889	1,662	1,301	100%
17 2016/2016 1405 Reserve Personnel, Navy		12,693	0	12,693	0	12,693	12,453	240	0	100%
17 2016/2016 1804 Operation and Maintenance, Navy	6/ 7/	4,789,789	219,669	5,009,458	0	5,062,035	3,628,162	1,433,873	-52,577	101%
17 2016/2016 1806 Operation and Maintenance, Navy Reserve	6/	31,462	0	31,462	0	31,406	22,127	9,279	56	100%
17 2016/2018 1506 Aircraft Procurement, Navy		210,990	-9,000	201,990	500	197,158	146,331	50,827	4,832	98%
17 2016/2018 1508 Procurement of Ammunition, Navy and USMC		117,966	49,047	167,013	0	166,938	104,802	62,136	75	100%
17 2016/2018 1810 Other Procurement, Navy		186	0	186	0	86	86	0	100	46%
17 2016/2016 1105 Military Personnel, Marine Corps		171,079	315	171,394	0	143,857	65,548	78,309	27,537	84%
17 2016/2016 1108 Reserve Personnel, Marine Corps		3,393	0	3,393	0	3,300	2,937	363	93	97%
17 2016/2016 1106 Operation and Maintenance, Marine Corps	6/	914,186	23,000	937,186	465	845,163	816,460	28,703	92,023	90%
17 2016/2016 1107 Operation and Maintenance, USMC Reserve		3,455	0	3,455	0	3,225	3,122	103	230	93%
17 2016/2018 1109 Procurement, Marine Corps		56,934	15,800	72,734	0	60,552	52,909	7,643	12,182	83%
57 2016/2016 3500 Military Personnel, Air Force		726,126	157,287	883,413	0	848,344	848,344	0	35,069	96%
57 2016/2016 3700 Reserve Personnel, Air Force	7/	18,710	0	18,710	0	21,047	6,897	14,150	-2,337	112%
57 2016/2016 3850 National Guard Personnel, Air Force		2,828	2,327	5,155	0	5,155	5,012	143	0	100%
57 2016/2016 3400 Operation and Maintenance, Air Force	6/	8,290,224	154,440	8,444,664	10,914	8,183,596	7,920,635	262,961	261,068	97%
57 2016/2016 3740 Operation and Maintenance, Air Force Reserve		58,106	0	58,106	-52	57,013	36,162	20,851	1,093	98%
57 2016/2016 3840 Operation and Maintenance, Air Natl Guard		19,900	0	19,900	0	11,838	5,745	6,093	8,062	59%
57 2016/2018 3010 Aircraft Procurement, Air Force	7/	128,900	76,100	205,000	38,863	233,478	72,179	161,299	-28,478	114%
57 2016/2018 3020 Missile Procurement, Air Force		289,142	0	289,142	-131,891	151,007	22,825	128,182	138,135	52%
57 2016/2018 3011 Procurement of Ammunition, Air Force		228,874	153,247	382,121	3	382,115	335,203	46,912	6	100%
57 2016/2018 3080 Other Procurement, Air Force		127,465	86,297	213,762	5,510	121,096	80,359	40,737	92,666	57%
57 2016/2017 3600 Research, Development, Test and Eval, Air Force		300	0	300	0	0	0	0	300	0%
97 2016/2016 0100 Operation and Maintenance, Defense-Wide	6/	3,363,389	545,275	3,908,664	170	3,802,437	2,311,832	1,490,605	106,227	97%
97 2016/2017 0100 Operation and Maintenance, Defense-Wide		860,000	-248,000	612,000	0	611,689	611,524	165	311	100%
97 2016/2016 0107 Office of the Inspector General, Defense	7/	10,262	2,900	13,162	0	14,149	13,434	715	-987	107%
97 2016/2016 0130 Defense Health Program, Defense		272,704	14,364	287,068	-57	280,349	272,081	8,268	6,719	98%
97 2016/2018 0300 Procurement, Defense-Wide		140,436	95,521	235,957	9,876	220,506	206,665	13,841	15,451	93%
97 2016/2017 0400 Research, Development, Test and Eval, Defense	8/ 9/	8,000	10,559	18,559	0	-146	568	-714	18,705	-1%
97 2016/XXXX 4930 Defense Working Capital Funds, Defense		88,850	0	88,850	0	15,311	2,328	12,983	73,539	17%
21 2016/2017 2091 Afghanistan Security Forces Fund, Army		3,502,257	0	3,502,257	-86	3,495,828	3,420,837	74,991	6,429	100%

**FY 2018 Estimate of Cost of War for FY 2016 Appropriations
(Amounts in Thousands)
As of September 30, 2018**

APPROPRIATION Fiscal Year 2016 Accounts	Notes	Funds Appropriated 1/ 6/	Funds Transferred 4/	Funds Available	Obligations September 2018	Obligations CFI 2/3	Disbursements CFI 3/	Unpaid Obligations	Unobligated Balance	Percent Obligated
21 2016/2018 2093 Joint Improvised Explosive Device Defeat Fund		349,464	0	349,464	15,508	349,038	285,276	63,762	426	100%
21 2016/2017 2097 Iraq Train and Equip Fund		715,000	0	715,000	-27,916	711,446	711,446	0	3,554	100%
97 2016/2016 0105 Drug Interdiction & Cntr Drug Activities		186,000	-186,000	0	0	0	0	0	0	0%
Sub-Total		41,801,574	3,163,788	44,965,362	-74,242	43,771,468	38,615,238	5,156,230	1,193,894	97%
Non-War Funds	5/	15,352,907		15,352,907	0	0	0	0	15,352,907	0%
Operation Noble Eagle - Baseline Funds	2/	0	0	96,993	0	0	0	0	96,993	0%
Grand Total		57,251,474	3,163,788	60,415,262	-74,242	43,771,468	38,615,238	5,156,230	16,643,794	72%

**FY 2018 Estimate of Cost of War for FY 2016 Appropriations
(Amounts in Thousands)
As of September 30, 2018**

FY 2016 Status of Funds Footnotes:

1/ Reflects funding provided in Public Law 114-53, the Continuing Resolutions Act, 2016.

2/ Obligations include **\$96,993** for Operation Noble Eagle (ONE) as a cost of war.

3/ CFI is Cumulative From Inception.

4/ Table 1 reflects funds transferred into/out of FY 2016 war funds. The appropriation transfer column totals may also include the results of internal reprogrammings within the cost of war funds.

5/ Table 2 reflects Non-War funds whose execution is not included in the DoD Cost of War Report.

6/ Table 3 reflects OCO funding that was reduced by **\$893,519** due to a congressional mark that was applied to the Department of Defense Appropriations Act, 2016.

7/ Obligations that exceed funds available reflect cash flowing from baseline operations.

8/ Obligations with a negative ITD balance indicates a reporting discrepancy and will be corrected in a subsequent period.

9/ Disbursements that exceed obligations represents a reporting discrepancy and will be corrected in a subsequent period.

**FY 2018 Estimate of Cost of War for FY 2016 Appropriations
(Amounts in Thousands)
As of September 30, 2018**

Table 1 -- Reprogramming Actions into/out of Cost of War Funds

Reprogramming Action:	1	2	3	4	5	6	7	8	9	10	11
APPROPRIATION											
2016/2016 Military Personnel, Army								-54,347	75,000		
2016/2016 National Guard Personnel, Army		672				199		-19,270			
2016/2016 Operation and Maintenance, Army		26,629	4,500		6,625	135,153	1,367,435	83,335	174,361		
2016/2016 Aircraft Procurement, Army					84,000				27,300		
2016/2018 Other Procurement, Army								-24,471			
2016/2018 Procurement of Ammunition, Army											20,678
2016/2016 Military Personnel, Navy							86,041		6,800		
2016/2016 Operation and Maintenance, Navy		396	68,503	11,700	47,600	1,606		89,864			
2016/2018 Procurement of Ammunition, Navy and USMC											49,047
2016/2016 Military Personnel, Marine Corps		215				78		22			
2016/2016 Operation and Maintenance, Marine Corps							23,000				
2016/2018 Procurement, Marine Corps								6,800			
2016/2016 Military Personnel, Air Force					10,000			147,287			
2016/2016 National Guard Personnel, Air Force									2,327		
2016/2016 Operation and Maintenance, Air Force		11,223	4,500	88,100	8,820	49,988		-8,191			
2016/2018 Aircraft Procurement, Air Force				108,200							-32,100
2016/2018 Other Procurement, Air Force						2,435		12,482		-10,720	82,100
2016/2018 Procurement of Ammunition, Air Force											153,247
2016/2016 Operation and Maintenance, Defense-Wide	14,319	1,188	107,453	13,800	46,450	387,348	35,000	-19,374	-40,909		
2016/2017 Operation and Maintenance, Defense-Wide											-248,000
2016/2016 Office of the Inspector General, Defense									2,900		
2016/2016 Defense Health Program, Defense									14,364		
2016/2018 Procurement, Defense-Wide				36,000	23,400			9,949	4,019		15,400
2016/2017 Research, Development, Test and Eval, Defense							12,000	48,900	-1,441	-48,900	
2016/2016 Drug Interdiction & Cntr Drug Activities		-40,323				-145,677					
Reprogramming Total	14,319	0	184,956	257,800	226,895	443,130	1,560,376	224,086	264,721	-59,620	40,372
Cumulative Reprogramming Total	14,319	14,319	199,275	457,075	683,970	1,127,100	2,687,476	2,911,562	3,176,283	3,116,663	3,157,035

1. Base to OCO, DCMA Base-to-OCO, (\$14,319)
2. FY16-02 IR, Drug Interdiction and Counter-Drug Activities, (Zero Net Change)
3. FY16-02 PA, Counterterrorism Partnerships Fund for Syria Train & Equip, (\$116,453);
Base to OCO, Restore Fuel Savings, (\$68,503)
4. FY16-10 IR, Intelligence, Surveillance and Reconnaissance Request, (\$257,800)
5. FY16-13 IR, Intelligence, Surveillance and Reconnaissance (ISR) - Part 2, (\$226,895)
6. FY16-09 IR, Drug Interdiction and Counter Drug Activities, (\$Zero Net Change);
FY 16-11 PA, Counterterrorism Partnerships Fund Transfer for Syria Train and Equip, (\$300,000);
FY 16-13 PA, Operation Freedom Sentinel and Other Priorities, (\$143,130)
7. FY16-13 PA, Operation Freedom Sentinel and Other Priorities, (\$1,560,376)
8. FY 16-15 IR Classified Programs & Drug Interdiction and Counter-Drug Activities, Defense, (\$-842)
FY 16-18 PA Intelligence Surveillance and Reconnaissance (ISR) Request - MIP, (Zero Net Change)
FY 16-19 PA April 2016 Prior Approval, (\$133,380)
FY 16-20 IR Classified Programs, (Zero Net Change)
FY 16-21 PA May 2016 Prior Approval, (\$90,728)
FY 16-22 PA Omnibus 2016 Request, (Zero Net Change)
FY 16-25 IR Drug Interdiction and Counter-Drug Activities, Defense, (\$820)
9. FY16-19 PA, April 2016 Prior Approval, (\$163,330)
FY16-23 PA, OMNIBUS 2016 Military Intelligence Program (MIP), (Zero Net Change)
FY16-29 PA, Military Intelligence Program, (Zero Net Change)
FY16-30 PA, August 2016 Prior Approval, (\$6,800)
Base to OCO, (\$94,591)
Below Threshold Reprogramming, (Zero Net Change)
10. FY16-13 PA June 2016, Operation Freedom SENTINAL and Other Priorities, (-\$48,900)
FY 16-25 IR, Drug Interdiction and Counter-Drug Activities, Defense (-\$10,720)
11. FY17-16 PA June Prior Approval Request, dated June 30, 2017, (Zero Net Change)
FY17-25 PA August Prior Approval Request, dated Sep 7, 2017, (\$40,372)

**FY 2018 Estimate of Cost of War for FY 2016 Appropriations
(Amounts in Thousands)
As of September 30, 2018**

Table 2 -- Non-War Programs or Programs Whose Execution Is Not Included in the DoD Cost of War Report					
Non-War/Not Reported on the DoD Cost of War Report	Fund Item Description	Military Personnel	Operation & Maintenance	Procurement	Total
21 2016/2016 2020 Operation and Maintenance, Army	Congressional transfer from Title II to Title IX		2,200,000		2,200,000
17 2016/2016 1804 Operation and Maintenance, Navy	Congressional transfer from Title II to Title IX		2,200,000	-	2,200,000
17 2016/2016 1106 Operation and Maintenance, Marine Corps	Congressional transfer from Title II to Title IX		420,000		420,000
57 2016/2016 3400 Operation and Maintenance, Air Force	Congressional transfer from Title II to Title IX		2,200,000		2,200,000
Operation and Maintenance, Subtotal			7,020,000	-	7,020,000
97 2016/2018 0350 National Guard and Reserve Equipment, Defense	Baseline Programs funded by Congress in OCO			1,000,000	1,000,000
21 2016/2016 2020 Operation and Maintenance, Army	Restore Readiness		336,583		336,583
21 2016/2016 2065 Operation and Maintenance, Army Nat'l Guard	Restore Readiness		75,000		75,000
21 2016/2016 2080 Operation and Maintenance, Army Reserve	Restore Readiness		75,000		75,000
European Reassurance Initiative			789,300		789,300
Counterterrorism Partnerships Fund			1,100,000		1,100,000
Ukraine Security Initiative			250,000		250,000
Classified Programs					4,707,024
Non-War Programs Totals			9,645,883	1,000,000	15,352,907

Table 3 -- Section 8128 Fuel Saving applied to Overseas Contingency Operations			
Non-War/Not Reported on the DoD Cost of War Report	Fund Item Description	Operation & Maintenance	Total
21 2016/2016 2020 Operation and Maintenance, Army	Fuel Reduction	271,349	271,349
21 2016/2016 2080 Operation and Maintenance, Army Reserve	Fuel Reduction	5	5
17 2016/2016 1804 Operation and Maintenance, Navy	Fuel Reduction	164,202	164,202
17 2016/2016 1806 Operation and Maintenance, Navy Reserve	Fuel Reduction	181	181
17 2016/2016 1106 Operation and Maintenance, Marine Corps	Fuel Reduction	11,478	11,478
57 2016/2016 3400 Operation and Maintenance, Air Force	Fuel Reduction	431,226	431,226
97 2016/2016 0100 Operation and Maintenance, USSOCOM	Fuel Reduction	15,078	15,078
Operation and Maintenance, Total		893,519	893,519