

COST OF WAR Through December 31, 2017

TOTAL COST

Since September 11, 2001, the Department of Defense (DoD) has obligated **\$1,488.3 billion** for war-related costs:

BREAKDOWN BY OPERATION since September 11, 2001

The **\$1,488.3 billion** breakdown by operation is:

	% of Total
<i>Current Contingencies (\$172.9 billion):</i>	
• Operation FREEDOM'S SENTINEL (OFS):	\$123.7 billion (8%)
• Operation INHERENT RESOLVE (OIR):	\$21.5 billion (1%)
• Operation NOBLE EAGLE (ONE):	\$27.7 billion (2%)
<i>Prior Year Contingencies (\$1,315.4 billion):</i>	
• Operation IRAQI FREEDOM (OIF)/NEW DAWN (OND):	\$730.9 billion (49%)
• Operation ENDURING FREEDOM (OEF):	\$584.5 billion (40%)

AVERAGE MONTHLY SPENDING

• The <u>average monthly spending</u> for <u>all</u> Operations:	\$2.7 billion (during FY 2018)
• The average monthly spending for OFS :	\$2.3 billion (88%)
• The average monthly spending for OIR :	\$0.4 billion (15%)
• The average monthly spending for OIF/OND :	\$<-0.1 billion (<1%)
• The average monthly spending for OEF :	*\$-0.1 billion (-4%)
• The average monthly spending for ONE :	\$<0.1 billion (<1%)

**The negative average monthly spending amounts result from normal deobligations and adjustments made within the fiscal year to properly align costs to the appropriate contingency operation.*

TALKING POINTS

- The international combat mission, Operation ENDURING FREEDOM (OEF), formally ended on December 31, 2014. Operation FREEDOM'S SENTINEL (OFS) began on January 1, 2015. OFS continues the train, advise, and assist mission of the Afghanistan National Defense and Security Forces (ANDSF) at the corps and Ministry of Defense level, as well as with the Ministry of the Interior.
 - The focus is on those processes associated with financial management, human resource management, force sustainment (logistics), and command and control. This includes a significant effort to further integrate and enhance aviation capabilities and intelligence support into the operations of the ANDSF.
- Operation INHERENT RESOLVE (OIR) began in August 2014, as a military air power intervention in Iraq and Syria in response to the threat posed by the Islamic State of Iraq and Syria (ISIS).
 - The OIR campaign seeks to deny and degrade ISIS through precision airstrikes and intelligence collection, disrupt the flow of foreign forces, and build partner capacity.
 - Efforts include working with and through the Government of Iraq's (GoI) Iraqi Security Forces (ISF) in Iraq and Vetted Syrian Opposition (VSO) forces in Syria to build key security force capabilities, help professionalize their security forces, and promote stability in the region.

WHAT IS THE MONEY BEING SPENT ON?

- War-related operational costs, such as operating tempo, training, overseas facilities and base support, equipment maintenance, and communications, and replacement of combat losses and enhancements.
- Support for deployed troops, which includes food, clothing, and health/medical services, special pay and benefits for troops in the field.
- Transportation of personnel and equipment, including airlift and sealift into and out of the theater of operations and support payments for the ANDSF and coalition partners.

Cost of War Update as of December 31, 2017

Cost Estimate for Report

**The cost to the Department of Defense to prepare and assemble this report
is approximately \$209,000 for FY 2018.**

Reference ID: 2-EAD8E1C

Department of Defense Cost of War as of December 31, 2017

(Dollars in Billions)

By Operation	Total FY 2017	FY 2018			Total Since 9/11	
		FY 2018 Q1	Cumulative FY 2018	Monthly Avg.		
NEW DAWN (OND)⁽¹⁾/Post-OND Iraq Activities	0.2	<-0.1	<-0.1	<-0.1	730.9	49%
INHERENT RESOLVE (OIR)	8.2	1.3	1.3	0.4	21.5	1%
Subtotal OIF/OND/OIR	8.4	1.2	1.2	0.4	752.4	50%
ENDURING FREEDOM (OEF)⁽²⁾	-1.8	-0.4	-0.4	-0.1	584.5	40%
FREEDOM'S SENTINEL (OFS)	42.5	7.0	7.0	2.3	123.7	8%
Subtotal OEF/OFS	40.7	6.6	6.6	2.2	708.2	48%
NOBLE EAGLE (ONE)	<0.1	<0.1	<0.1	<0.1	27.7	2%
TOTAL	49.1	7.9	7.9	2.6	1,488.3	100%

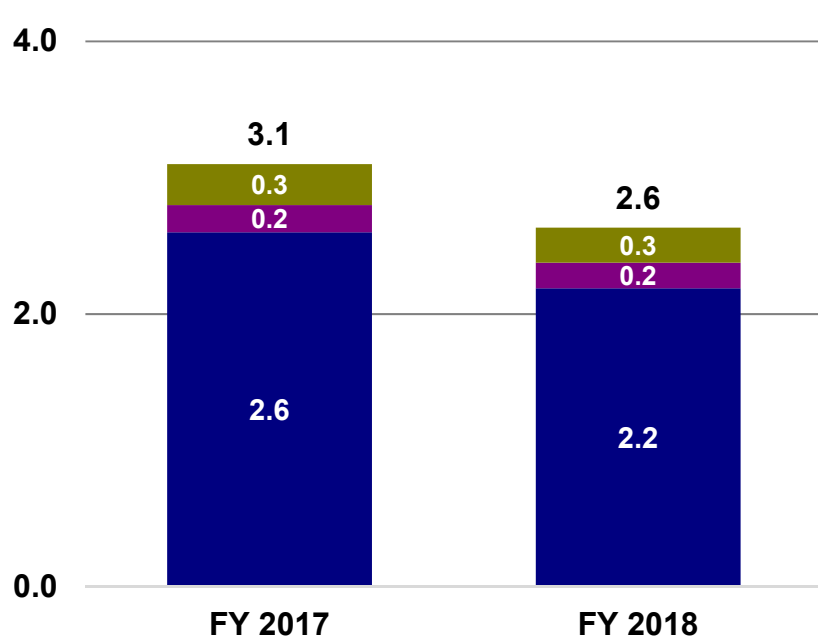
Totals may not add due to rounding

- (1) The totals in the FY 2018 column for Operation NEW DAWN (OND) and Operation ENDURING FREEDOM (OEF) reflect the cumulative total of downward adjustments posted to prior year accounts and adjustments between operations (e.g., OEF transfers to OFS and OIR for proper alignment).
- (2) The OEF total in the total FY 2017 column reflects Army corrections posted in prior years: Army transferred \$1.4 billion from OEF to OFS in Military Personnel costs and posted prior year de-obligations in Procurement accounts the netted to \$0.6 billion for a total decrease of approximately \$2.0 billion.

Source: Defense Finance and Accounting Service, Cost of War Monthly Report
Data as of December 31, 2017

FY 2018 Obligations for Contingency Operations Comparison of OND/OIR/OEF/OFS “Average Monthly Spending” — All Years

(Dollars in Billions)



FY 2018 Average Obligations, Q1

■ Security Forces and Coalition Support

The average monthly obligations in FY 2018 remain consistent with the average monthly obligations in FY 2017.

■ Investment

The average monthly obligations in FY 2018 remain consistent with the average monthly obligations in FY 2017.

■ Military Operations

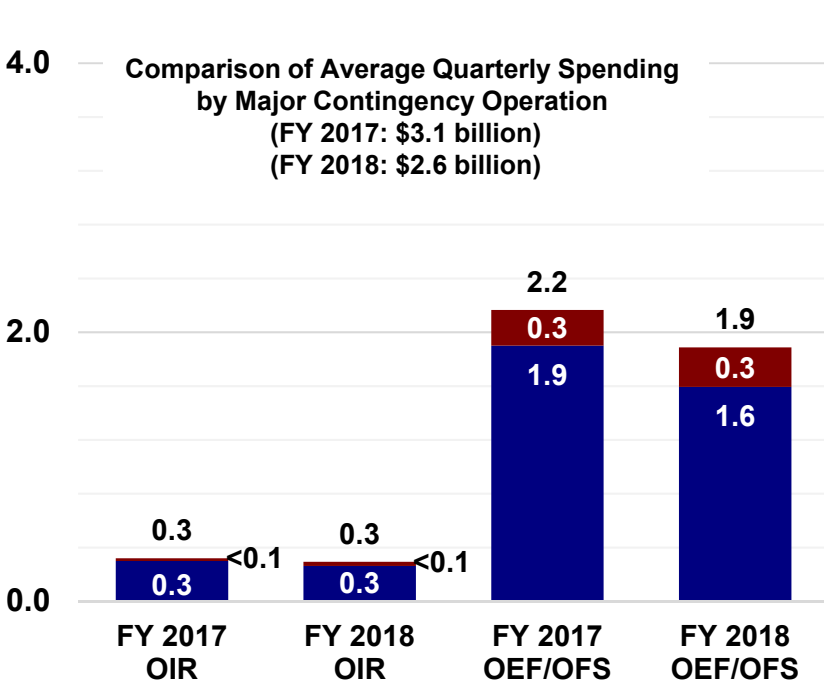
The average monthly obligations in FY 2018 are lower than FY 2017 due to decreased spending for command, control, communications, computers, and intelligence (C4I) and depot level maintenance.

Totals may not add due to rounding

*Note: Obligation data does not include non-DoD classified programs and less than \$<0.1 billion from base funded Operation NOBLE EAGLE (ONE)
Source: Defense Finance and Accounting Service, Cost of War Monthly Report
Data as of December 31, 2017*

FY 2018 Obligations for Military Operations Comparison of OND/OIR/OEF/OFS “Average Monthly Spending” — All Years

(Dollars in Billions)



FY 2018 Average Obligations, Q1

- **Military Personnel**
 (FY 2017: \$0.3 billion; FY 2018: \$0.3 billion)
OIR: The average monthly obligations in FY 2018 are at the same level as FY 2017.

OEF/OFS: The average monthly obligations in FY 2018 are at the same level as FY 2017.
- **Operation and Maintenance (includes Working Capital Funds)**
 (FY 2017: \$2.2 billion; FY 2018: \$1.9 billion)
OIR: The average monthly obligations in FY 2018 are at the same level as FY 2017.

OEF/OFS: The average monthly obligations in FY 2018 are lower than FY 2017 because of decreased spending for command, control, communications, computers, and intelligence (C4I) and depot level maintenance.

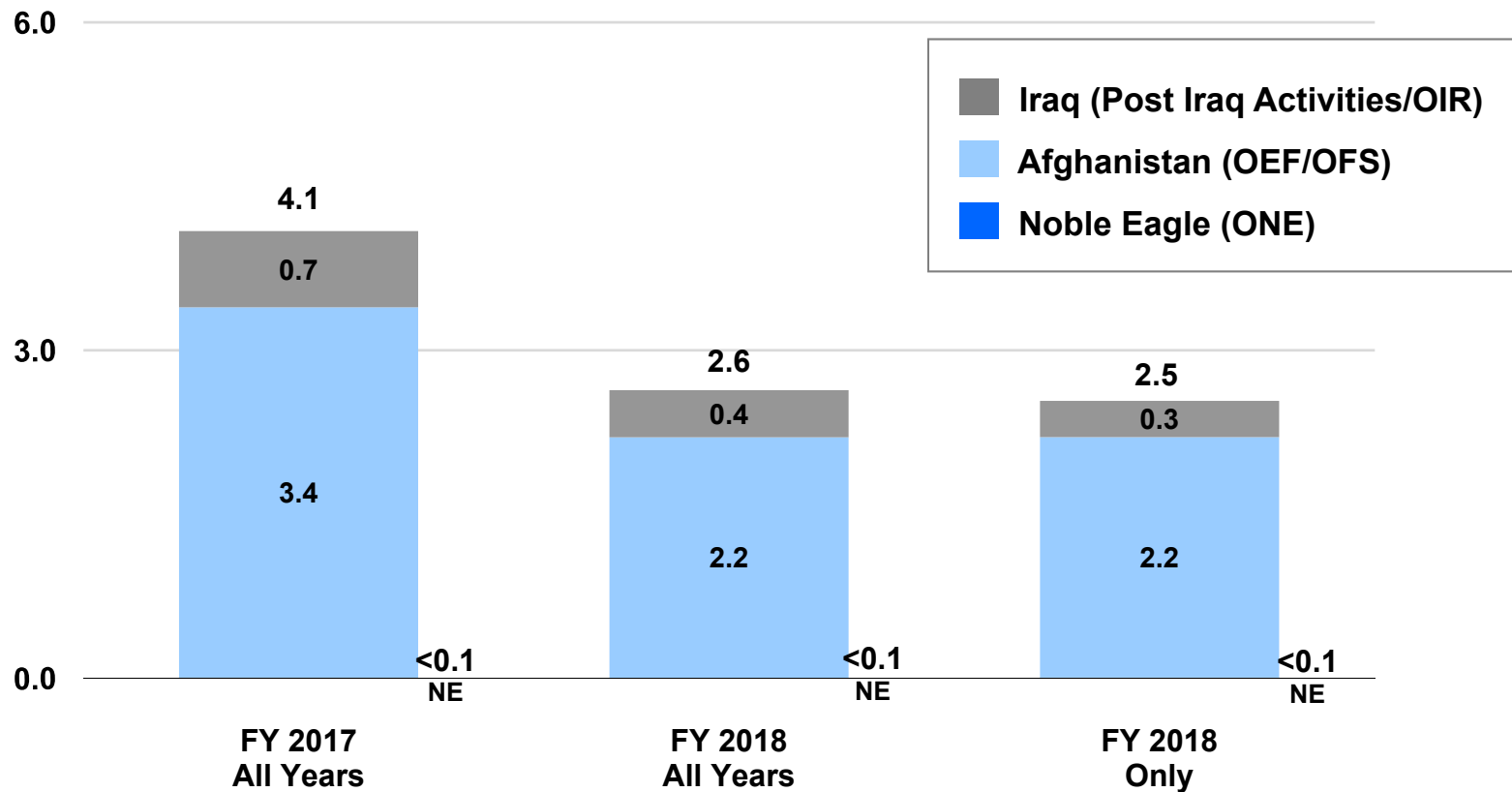
Totals may not add due to rounding

*Note: Obligation data does not include non-DoD classified programs and less than \$<0.1 billion from base funded Operation NOBLE EAGLE (ONE)
 Source: Defense Finance and Accounting Service, Cost of War Monthly Report.
 Data as of December 31, 2017*

FY 2018 Obligations for Contingency Operations

Comparison of OND/Post-OND Iraq Activities/OIR OEF/OFS/ONE

“Average Monthly Spending”



*Note: Obligation data does not include non-DoD classified programs.
Source: Defense Finance and Accounting Service, Cost of War Monthly Report
Data as of December 31, 2017*

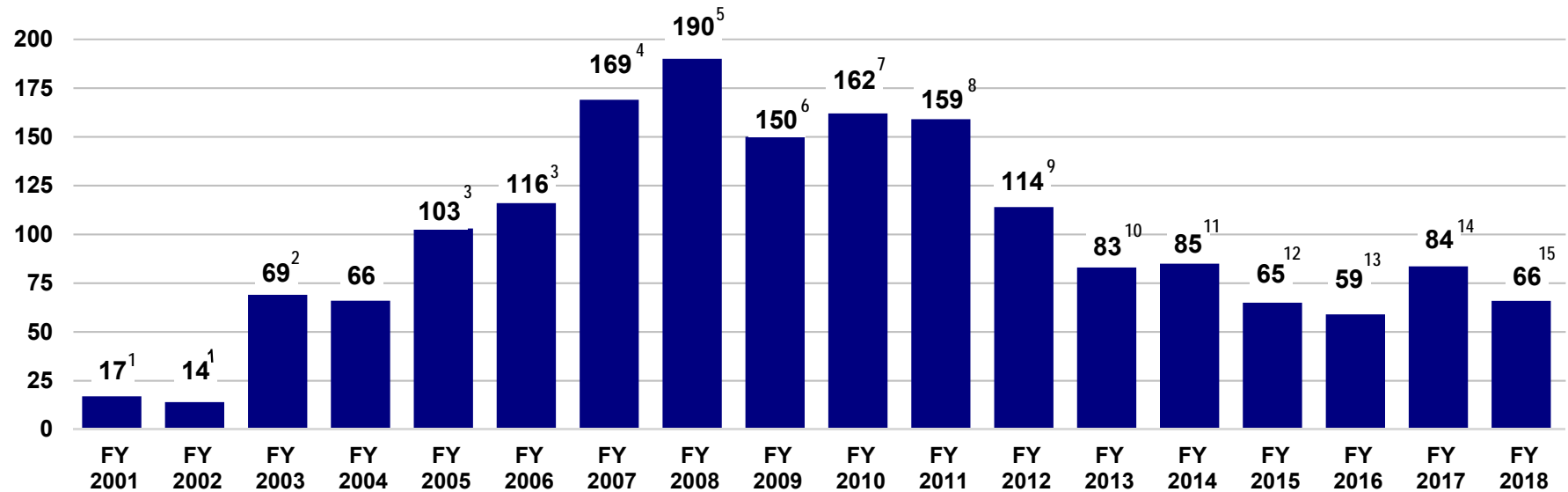
Totals may not add due to rounding

Cost of War Backup Detail

Funding Appropriated through War-related Requests

FY 2001 – FY 2018 (\$1,770B)

(Dollars in Billions)



Explanations for footnotes 1-15 are provided on Slide 8

Note: Includes funding for OND/OIR, OEF/OFS, and ONE. Beginning in FY 2005, ONE is funded in the DoD baseline.

Source: Department of Defense Appropriations Acts Data as of December 31, 2017

Totals may not add due to rounding

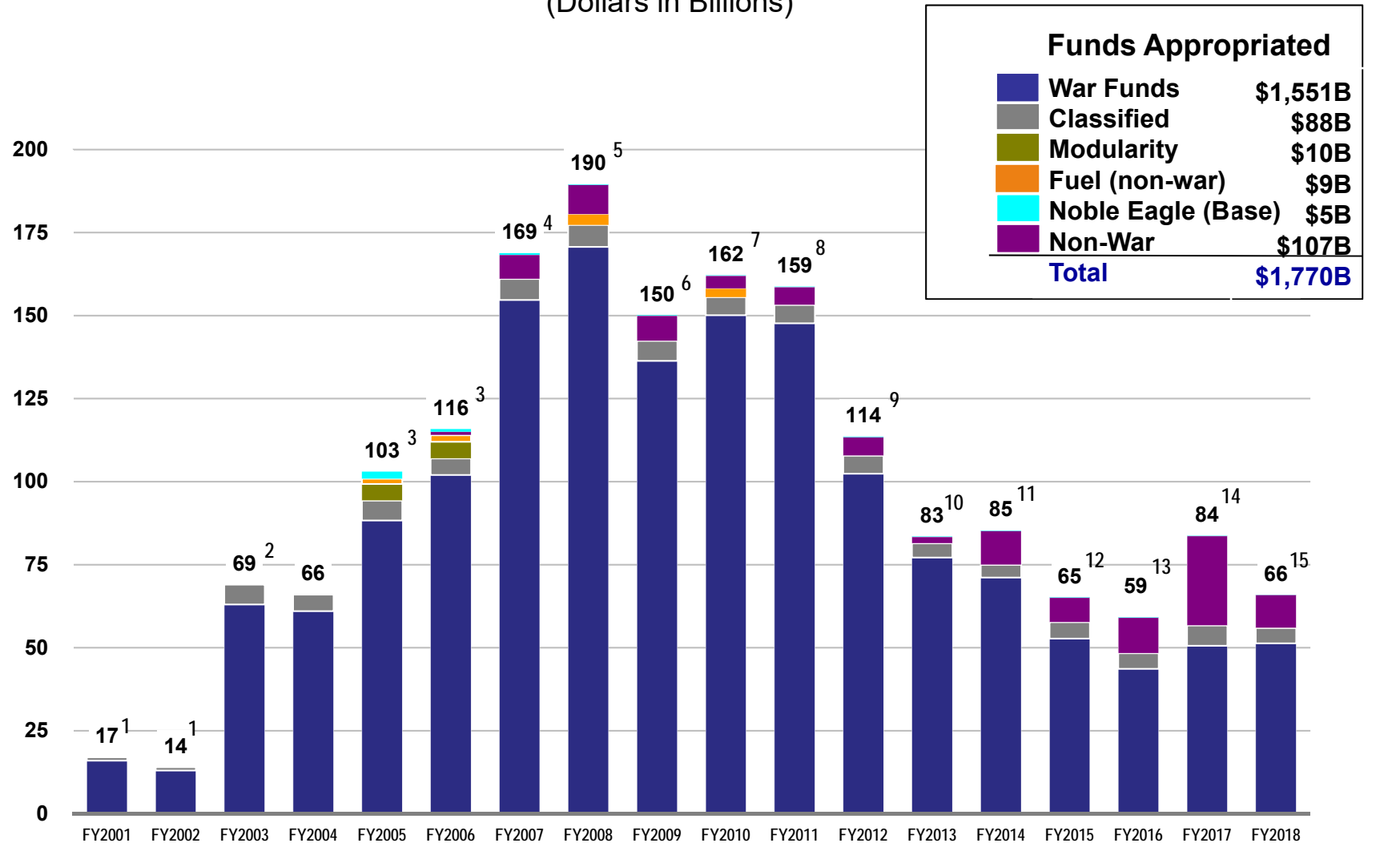
Explanatory Footnotes for Slide 6

- 1/ FY 2001 includes \$3.5B of funds appropriated in the FY 2002 Supplemental (PL 107-117) as that is the year where the obligations were incurred. Authorization for the obligation of these funds was provided in the FY 2001 Supplemental (PL 107-38), which provided \$40B to OMB's Emergency Response Program for response to the 9/11 terrorist attacks on the United States
- 2/ FY 2003 reflects a rescission of \$3.5B of Iraq Freedom Funds enacted in the FY 2004 DoD Appropriations Act (PL 108-87)
- 3/ FY 2005 reflects \$25B appropriated in FY 2004 for FY 2005 war-related costs (Title IX Bridge) (PL 108-287); reflects \$3B appropriated in PLs 108-324, 109-61, and 109-62 for Hurricane Disaster Relief
- 4/ FY 2007 includes \$3B appropriated in GWOT Emergency Supplemental (PL 110-28) for BRAC
- 5/ FY 2008 includes \$16.8B appropriated for the Mine Resistant Ambush Protected Transfer Fund (PL 110-92 (\$5.2B)) and (PL 110-116 (\$11.6B)); also includes \$0.143B rescission enacted in the FY 2009 Supplemental but applicable to the FY 2008 OCO; does not reflect the \$3B rescission in PL 110-252 section 8003 applied to baseline programs
- 6/ FY 2009 does not reflect \$4.5B of rescissions enacted in the FY 2009 Supplemental that were applied to the Department's baseline programs; however, FY 2009 reflects \$0.1B of rescissions enacted in PL 113-6 (see note 10)
- 7/ FY 2010 reflects \$0.5B of rescissions enacted in the FY 2010 Supplemental, Education, Jobs, & Medicaid Assistance (PL 111-226), that were applied to the Department's FY 2010 OCO amounts; also, FY 2010 reflects \$0.6B of rescissions enacted in PL 112-74 (see note 9)
- 8/ FY 2011 reflects the FY 2011 Department of Defense and Full Year Continuing Appropriations Act (PL 112-10); also, FY 2011 reflects \$0.2B of rescissions enacted in PL 113-6 (see note 10) and \$0.1B of FY 2013 sequestered amount
- 9/ FY 2012 reflects the \$116B appropriated in the FY 2012 Consolidated Appropriations Act (PL 112-74) and does not reflect the \$0.6B of rescissions enacted in PL 112-74 that were applied to the Department's FY 2010 OCO programs; however, FY 2012 reflects \$1.7B of rescissions enacted in PL 113-6 (see note 10) and \$0.5B of FY 2013 sequestered amount
- 10/ FY 2013 reflects the Consolidated and Further Continuing Appropriations Act (PL 113-6) and does not reflect the \$0.1B, \$0.2B, and \$1.7B of rescissions enacted in PL 113-6 that were applied to the Department's FYs 2009, 2011, and 2012 OCO programs, respectively; however, FY 2013 reflects \$5.5B of FY 2013 sequestered amount
- 11/ FY 2014 reflects the Consolidated Appropriations Act (PL 113-76) and does not reflect the \$0.1B of rescissions enacted in PL 113-76 that were applied to the Department's FYs 2009 (\$0.05B) and 2013 (\$0.09B) in OCO programs, respectively
- 12/ FY 2015 reflects the Consolidated and Further Continuing Appropriations Act (PL 113-235) and does not reflect the \$1.2B of rescissions enacted in PL 113-235 that were applied to the Department's FYs 2014 (\$1.2B) and FY 2013 (\$0.007B) in OCO programs, respectively. Excludes Ebola emergency supplemental funds received in Title X for \$112 million
- 13/ FY 2016 reflects the Consolidated Appropriations Act, 2016 (PL 114-113) and does not reflect the \$0.4 of recessions enacted in PL 114-113 that were applied to FY 2015 Afghanistan Security Forces Fund
- 14/ FY 2017 reflects the Continuing Appropriations and the Military Construction, Veterans Affairs, and Related Agencies Appropriations Act, 2017 (Public Law (P.L.) 114-223) September 29, 2016 (\$172 million), the Further Continuing and Security Assistance Appropriations Act, 2017 (P.L. 114-254), December 10, 2016, (\$5.8 billion), and the Consolidated Appropriations Act of 2017 (P.L. 115-31) May 5, 2017, \$76.8 billion -Title IX and Title X.
- 15/ FY 2018 reflects the Consolidated Appropriations Act of 2018 (P.L. 115-141), March 23, 2018, \$65.9 billion – Title IX

Funding Appropriated through War-related Requests

FY 2001 – FY 2018 (\$1,770B)

(Dollars in Billions)



Explanations for footnotes 1-15 are provided on Slide 10

Note: Includes funding for OND/OIR, OEF/OFS, and ONE. Beginning in FY 2005, ONE is funded in the DoD baseline.

Source: Department of Defense Appropriations Acts

Data as of December 31, 2017

Totals may not add due to rounding

Explanatory Footnotes for Slide 8

1/ FY 2001 includes \$3.5B of funds appropriated in the FY 2002 Supplemental (PL 107-117) as that is the year where the obligations were incurred. Authorization for the obligation of these funds was provided in the FY 2001 Supplemental (PL 107-38), which provided \$40B to OMB's Emergency Response Program for response to the 9/11 terrorist attacks on the United States

2/ FY 2003 reflects a rescission of \$3.5B of Iraq Freedom Funds enacted in the FY 2004 DoD Appropriations Act (PL 108-87)

3/ FY 2005 reflects \$25B appropriated in FY 2004 for FY 2005 war-related costs (Title IX Bridge) (PL 108-287); reflects \$3B appropriated in PLs 108-324, 109-61, and 109-62 for Hurricane Disaster Relief

4/ FY 2007 includes \$3B appropriated in GWOT Emergency Supplemental (PL 110-28) for BRAC

5/ FY 2008 includes \$16.8B appropriated for the Mine Resistant Ambush Protected Transfer Fund (PL 110-92 (\$5.2B)) and (PL 110-116 (\$11.6B)); also includes \$0.143B rescission enacted in the FY 2009 Supplemental but applicable to the FY 2008 OCO; does not reflect the \$3B rescission in PL 110-252 section 8003 applied to baseline programs

6/ FY 2009 does not reflect \$4.5B of rescissions enacted in the FY 2009 Supplemental that were applied to the Department's baseline programs; however, FY 2009 reflects \$0.1B of rescissions enacted in PL 113-6 (see note 10)

7/ FY 2010 reflects \$0.5B of rescissions enacted in the FY 2010 Supplemental, Education, Jobs, & Medicaid Assistance (PL 111-226), that were applied to the Department's FY 2010 OCO amounts; also, FY 2010 reflects \$0.6B of rescissions enacted in PL 112-74 (see note 9)

8/ FY 2011 reflects the FY 2011 Department of Defense and Full Year Continuing Appropriations Act (PL 112-10); also, FY 2011 reflects \$0.2B of rescissions enacted in PL 113-6 (see note 10) and \$0.1B of FY 2013 sequestered amount

9/ FY 2012 reflects the \$116B appropriated in the FY 2012 Consolidated Appropriations Act (PL 112-74) and does not reflect the \$0.6B of rescissions enacted in PL 112-74 that were applied to the Department's FY 2010 OCO programs; however, FY 2012 reflects \$1.7B of rescissions enacted in PL 113-6 (see note 10) and \$0.5B of FY 2013 sequestered amount

10/ FY 2013 reflects the Consolidated and Further Continuing Appropriations Act (PL 113-6) and does not reflect the \$0.1B, \$0.2B, and \$1.7B of rescissions enacted in PL 113-6 that were applied to the Department's FYs 2009, 2011, and 2012 OCO programs, respectively; however, FY 2013 reflects \$5.5B of FY 2013 sequestered amount

11/ FY 2014 reflects the Consolidated Appropriations Act (PL 113-76) and does not reflect the \$0.1B of rescissions enacted in PL 113-76 that were applied to the Department's FYs 2009 (\$0.05B) and 2013 (\$0.09B) in OCO programs, respectively

12/ FY 2015 reflects the Consolidated and Further Continuing Appropriations Act (PL 113-235) and does not reflect the \$1.2B of rescissions enacted in PL 113-235 that were applied to the Department's FYs 2014 (\$1.2B) and FY 2013 (\$0.007B) in OCO programs, respectively. Excludes Ebola emergency supplemental funds received in Title X for \$112 million

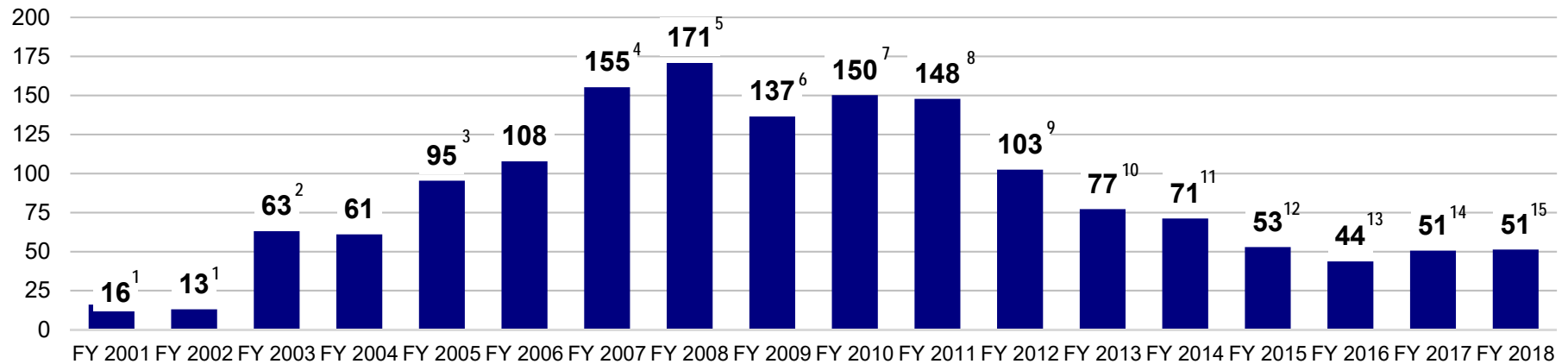
13/ FY 2016 reflects the Consolidated Appropriations Act, 2016 (PL 114-113) and does not reflect the \$0.4 of recessions enacted in PL 114-113 that were applied to FY 2015 Afghanistan Security Forces Fund

14/ FY 2017 reflects the Continuing Appropriations and the Military Construction, Veterans Affairs, and Related Agencies Appropriations Act, 2017 (Public Law (P.L.) 114-223) September 29, 2016 (\$172 million), the Further Continuing and Security Assistance Appropriations Act, 2017 (P.L. 114-254), December 10, 2016, (\$5.8 billion), and the Consolidated Appropriations Act of 2017 (P.L. 115-31) May 5, 2017, \$76.8 billion - Title IX (\$62,676.324 million (excluding \$854.324 million of rescissions) and Title X (\$14,752.267 million).

15/ FY 2018 reflects the Consolidated Appropriations Act of 2018 (P.L. 115-141), March 23, 2018, \$65.9 billion – Title IX

Funding Appropriated through War-related Requests FY 2001 – FY 2018 (\$1,566B)

Excludes Non-DoD Classified and Non-War Costs (\$204B)
(Dollars in Billions)



- 1/ FY 2001 includes \$3.5B of funds appropriated in the FY 2002 Supplemental (PL 107-117) as that is the year where the obligations were incurred. Authorization for the obligation of these funds was provided in the FY 2001 Supplemental (PL 107-38), which provided \$40B to OMB's Emergency Response Program for response to the 9/11 terrorist attacks on the United States
- 2/ FY 2003 reflects a rescission of \$3.5B of Iraq Freedom Funds enacted in the FY 2004 DoD Appropriations Act (PL 108-87)
- 3/ FY 2005 reflects \$25B appropriated in FY 2004 for FY 2005 war-related costs (Title IX Bridge) (PL 108-287); reflects \$3B appropriated in PLs 108-324, 109-61, and 109-62 for Hurricane Disaster Relief
- 4/ FY 2007 includes \$3B appropriated in GWOT Emergency Supplemental (PL 110-28) for BRAC
- 5/ FY 2008 includes \$16.8B appropriated for the Mine Resistant Ambush Protected Transfer Fund (PL 110-92 (\$5.2B)) and (PL 110-116 (\$11.6B)); also includes \$0.143B rescission enacted in the FY 2009 Supplemental but applicable to the FY 2008 OCO; does not reflect the \$3B rescission in PL 110-252 section 8003 applied to baseline programs
- 6/ FY 2009 does not reflect \$4.5B of rescissions enacted in the FY 2009 Supplemental that were applied to the Department's baseline programs; however, FY 2009 reflects \$0.1B of rescissions enacted in PL 113-6 (see note 10)
- 7/ FY 2010 reflects \$0.5B of rescissions enacted in the FY 2010 Supplemental, Education, Jobs, & Medicaid Assistance (PL 111-226), that were applied to the Department's FY 2010 OCO amounts; also, FY 2010 reflects \$0.6B of rescissions enacted in PL 112-74 (see note 9)
- 8/ FY 2011 reflects the FY 2011 Department of Defense and Full Year Continuing Appropriations Act (PL 112-10); also, FY 2011 reflects \$0.2B of rescissions enacted in PL 113-6 (see note 10) and \$0.1B of FY 2013 sequestered amount
- 9/ FY 2012 reflects the \$116B appropriated in the FY 2012 Consolidated Appropriations Act (PL 112-74) and does not reflect the \$0.6B of rescissions enacted in PL 112-74 that were applied to the Department's FY 2010 OCO programs; however, FY 2012 reflects \$1.7B of rescissions enacted in PL 113-6 (see note 10) and \$0.5B of FY 2013 sequestered amount
- 10/ FY 2013 reflects the Consolidated and Further Continuing Appropriations Act (PL 113-6) and does not reflect the \$0.1B, \$0.2B, and \$1.7B of rescissions enacted in PL 113-6 that were applied to the Department's FYs 2009, 2011, and 2012 OCO programs, respectively; however, FY 2013 reflects \$5.5B of FY 2013 sequestered amount
- 11/ FY 2014 reflects the Consolidated Appropriations Act (PL 113-76) and does not reflect the \$0.1B of rescissions enacted in PL 113-76 that were applied to the Department's FYs 2009 (\$0.05B) and 2013 (\$0.09B) in OCO programs, respectively
- 12/ FY 2015 reflects the Consolidated and Further Continuing Appropriations Act (PL 113-235) and does not reflect the \$1.2B of rescissions enacted in PL 113-235 that were applied to the Department's FYs 2014 (\$1.2B) and FY 2013 (\$0.007B) in OCO programs, respectively. Excludes Ebola emergency supplemental funds received in Title X for \$112 million
- 13/ FY 2016 reflects the Consolidated Appropriations Act, 2016 (PL 114-113) and does not reflect the \$0.4 of recessions enacted in PL 114-113 that were applied to FY 2015 Afghanistan Security Forces Fund (\$172 million), the Further Continuing and Security Assistance Appropriations Act, 2017 (P.L. 114-254), December 10, 2016, (\$5.8 billion), and the Consolidated Appropriations Act of 2017 (P.L. 115-31) May 5, 2017, \$76.8 billion - Title IX and Title X less the European Reassurance Initiative, Classified Activities, and other non War appropriated amounts..
- 15/ FY 2018 reflects the Consolidated Appropriations Act of 2018 (P.L. 115-141), March 23, 2018, \$65.9 billion – Title IX

Note: Includes funding for OIF/OND/OIR, OEF/OFS, and ONE. Beginning in FY 2005, ONE is funded in the DoD baseline.
Source: Department of Defense Appropriations Acts Data as of December 31, 2017

Totals may not add due to rounding

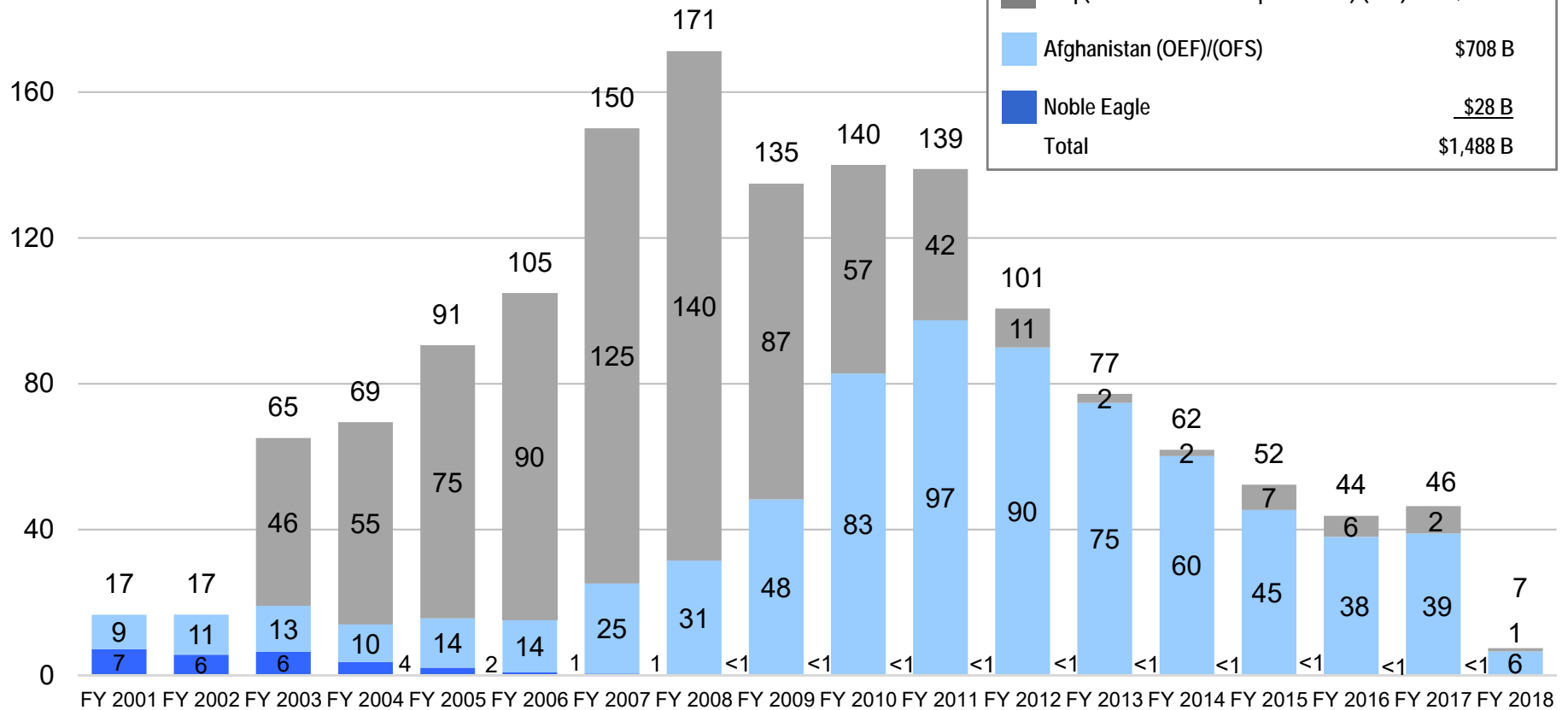
Department of Defense Cost of War

Total War-related Obligations by Year Appropriated

(Dollars in Billions)

War-related Obligations

Iraq (OND/Post-OND Iraq Activities)/(OIR)	\$752 B
Afghanistan (OEF)/(OFS)	\$708 B
Noble Eagle	<u>\$28 B</u>
Total	\$1,488 B

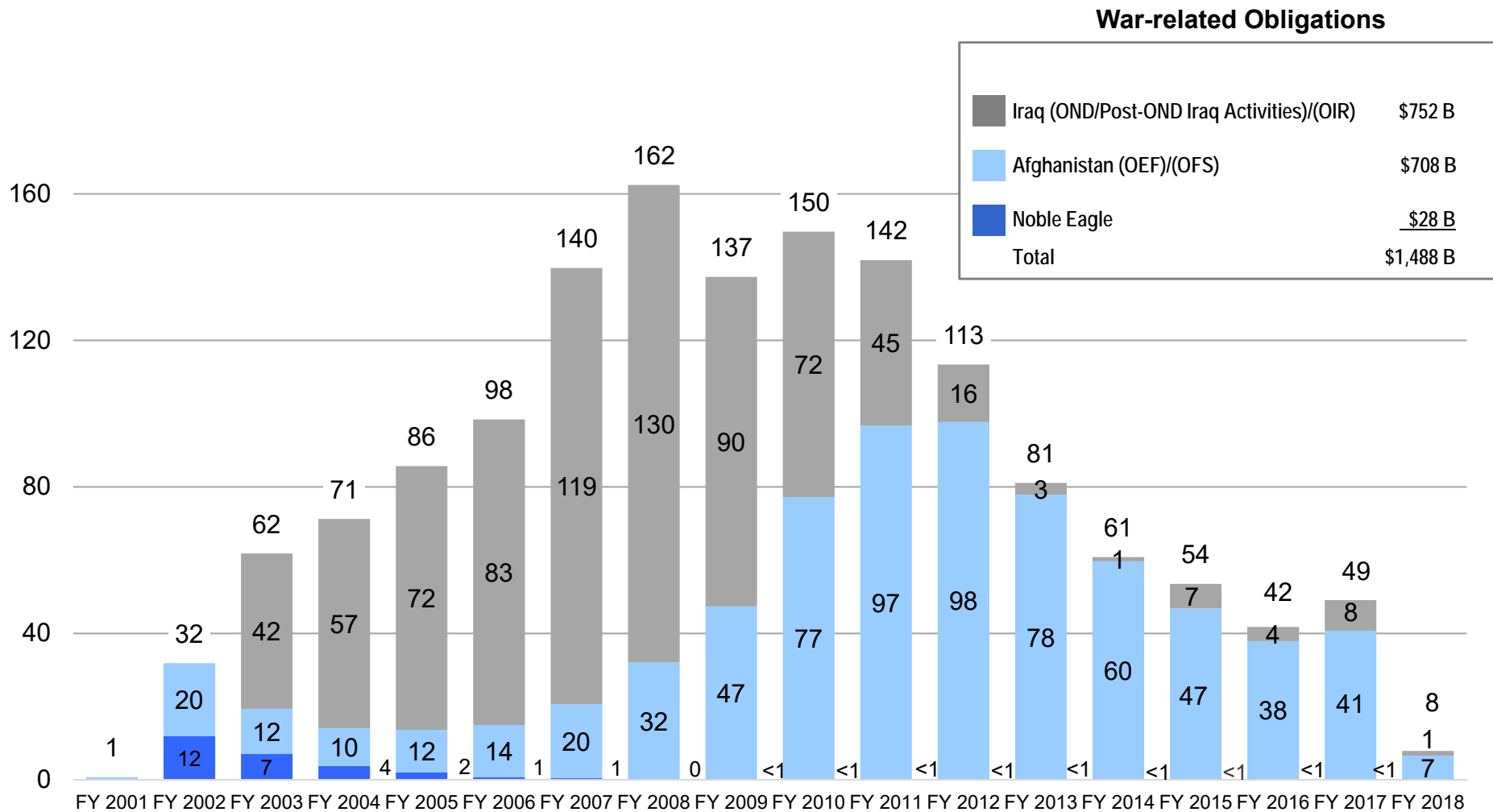


Note: Obligation data shown against year funds obligated. Does not include non-DoD classified programs.
 Source: Defense Finance and Accounting Service, Cost of War Monthly Report
 Data as of December 31, 2017

Totals may not add due to rounding

Department of Defense Cost of War

Total War-related Obligations by Year Incurred



Note: Obligation data shown against year funds obligated. Does not include non-DoD classified programs.
 Source: Defense Finance and Accounting Service, Cost of War Monthly Report
 Data as of December 31, 2017

Totals may not add due to rounding

DEPARTMENT OF DEFENSE (DoD)
ESTIMATE OF COST OF WAR REPORT

As of December 31, 2017

Cost Estimate for Report

The cost to the Department of Defense to prepare and assemble this report is approximately \$209,000 for FY 2018.

Reference ID: 2-EAD8E1C

**Cost of War Report
December 31, 2017**

Table of Contents

<u>Title of Report</u>	<u>Page</u>
Summary Cost of War Obligations by Component, Appropriation and Operation	1
Military Personnel Subsidiary Report	
Fiscal Years 2007 – 2018 All Appropriations (Cost Breakdown Structure)	6
Fiscal Year 2018 All Appropriations (Cost Breakdown Structure)	10
Operation and Maintenance Subsidiary Report	
Fiscal Years 2007- 2018 All Appropriations (Cost Breakdown Structure)	16
Fiscal Year 2017 All Appropriations (Cost Breakdown Structure)	26
FY 2018 Cost of War for FY 2018 Appropriations	35
FY 2018 Cost of War for FY 2017 Appropriations	38
FY 2018 Cost of War for FY 2016 Appropriations	43

**Summary Cost of War Obligations by Component, Appropriation and
Operation**

COST OF WAR
Summary Obligations by Component, Appropriation and Operation
Fiscal Year 2007 - 2018
(Amounts in Thousands)
As of December 31, 2017

Appropriation	Operation New Dawn (OND) / Post-OND Iraq Activities		Operation Enduring Freedom		Operation Freedom's Sentinel		Operation Noble Eagle		Operation Inherent Resolve		Summary	
	Obligations December 2017	Obligations Year To Date	Obligations December 2017	Obligations Year To Date	Obligations December 2017	Obligations Year To Date	Obligations December 2017	Obligations Year To Date	Obligations December 2017	Obligations Year To Date	Obligations December 2017	Obligations Year To Date
DoD Total	-27,580	-28,352	-410,583	-382,014	2,183,315	6,977,419	7,164	16,165	283,699	1,319,539	2,036,015	7,902,757
Military Personnel	0	0	0	27	285,825	880,844	3,134	8,712	31,380	93,277	320,339	982,860
Operation and Maintenance	-14	-745	-356,789	-358,785	1,679,734	5,100,789	4,030	7,453	193,514	790,115	1,520,475	5,538,827
Afghanistan Security Forces Fund	0	0	-118,662	-127,524	77,115	532,194	0	0	0	0	-41,547	404,670
Afghanistan Infrastructure Fund	0	0	76	411	0	0	0	0	0	0	76	411
Iraq Train and Equip Fund	0	0	0	0	0	0	0	0	-11	-495	-11	-495
Counter-ISIL Train and Equip Fund	0	0	0	0	0	0	0	0	47,519	344,853	47,519	344,853
Procurement	-27,566	-27,567	36,187	67,064	101,151	410,642	0	0	16,597	65,429	126,369	515,568
Joint Improvised Explosive Device Defeat Fund	0	-40	-154	-196	17,885	27,320	0	0	0	0	17,731	27,084
Research, Development, Test and Evaluation	0	0	0	318	21,094	23,433	0	0	-5,300	26,360	15,794	50,111
Revolving and Management Funds	0	0	28,154	36,321	27	1,710	0	0	0	0	28,181	38,031
Military Construction	0	0	605	350	484	487	0	0	0	0	1,089	837
Army Total	-27,563	-27,508	-80,721	-91,317	1,148,664	3,413,035	4,459	11,154	195,216	733,685	1,240,055	4,039,049
Military Personnel	0	0	0	27	185,961	576,735	2,042	5,908	15,316	48,785	203,319	631,455
Operation and Maintenance	3	98	-239	-2,295	802,868	2,176,736	2,417	5,246	131,176	329,604	936,225	2,509,389
Afghanistan Security Forces Fund	0	0	-118,662	-127,524	77,115	532,194	0	0	0	0	-41,547	404,670
Afghanistan Infrastructure Fund	0	0	76	411	0	0	0	0	0	0	76	411
Iraq Train and Equip Fund	0	0	0	0	0	0	0	0	-11	-495	-11	-495
Counter-ISIL Train and Equip Fund	0	0	0	0	0	0	0	0	47,519	344,853	47,519	344,853
Procurement	-27,566	-27,566	37,653	37,653	62,930	104,996	0	0	9,692	9,871	82,709	124,954
Joint Improvised Explosive Device Defeat Fund	0	-40	-154	-196	-1,458	-1,216	0	0	0	0	-1,612	-1,452
Research, Development, Test and Evaluation	0	0	0	0	21,094	23,433	0	0	-8,476	1,067	12,618	24,500
Military Construction	0	0	605	607	154	157	0	0	0	0	759	764
Navy/Marine Corps Total	-2	-3	-8	-2,892	459,670	1,220,877	0	0	-47,266	158,330	412,394	1,376,312
Navy Total	0	0	0	-856	388,067	1,043,999	0	0	-51,233	148,186	336,834	1,191,329
Military Personnel	0	0	0	0	31,136	89,431	0	0	2,296	6,870	33,432	96,301
Operation and Maintenance	0	0	0	0	349,718	935,235	0	0	-62,939	56,822	286,779	992,057
Procurement	0	0	0	-599	6,883	19,003	0	0	6,234	72,955	13,117	91,359
Research, Development, Test and Evaluation	0	0	0	0	0	0	0	0	3,176	11,539	3,176	11,539
Military Construction	0	0	0	-257	330	330	0	0	0	0	330	73
Marine Corps Total	-2	-3	-8	-2,036	71,603	176,878	0	0	3,967	10,144	75,560	184,983
Military Personnel	0	0	0	0	8,227	25,092	0	0	358	1,090	8,585	26,182
Operation and Maintenance	-2	-2	-5	-1,363	61,073	148,562	0	0	3,609	9,054	64,675	156,251
Procurement	0	-1	-3	-673	2,303	3,224	0	0	0	0	2,300	2,550
Air Force Total	-15	-841	-343,755	-310,904	297,374	1,542,760	2,705	5,011	124,785	357,355	81,094	1,593,381
Military Personnel	0	0	0	0	60,501	189,586	1,092	2,804	13,410	36,532	75,003	228,922
Operation and Maintenance	-15	-841	-342,292	-341,905	223,702	1,211,066	1,613	2,207	110,701	324,470	-6,291	1,194,997
Procurement	0	0	-1,463	30,683	13,171	142,108	0	0	674	-17,401	12,382	155,390
Research, Development, Test and Evaluation	0	0	0	318	0	0	0	0	0	13,754	0	14,072
Defense Agencies Total	0	0	13,901	23,099	277,607	800,747	0	0	10,964	70,169	302,472	894,015
Operation and Maintenance	0	0	-14,253	-13,222	242,373	629,190	0	0	10,967	70,165	239,087	686,133
Procurement	0	0	0	0	15,864	141,311	0	0	-3	4	15,861	141,315
Joint Improvised Explosive Device Defeat Fund	0	0	0	0	19,343	28,536	0	0	0	0	19,343	28,536
Revolving and Management Funds	0	0	28,154	36,321	27	1,710	0	0	0	0	28,181	38,031

COST OF WAR
Obligations by Component, Appropriation and Operation
Fiscal Year 2007 - 2018
(Amounts in Thousands)
As of December 31, 2017

Appropriation	Operation New Dawn (OND) / Post-OND Iraq Activities		Operation Enduring Freedom		Operation Freedom's Sentinel		Operation Noble Eagle		Operation Inherent Resolve		Summary	
	Obligations December 2017	Obligations Year to Date	Obligations December 2017	Obligations Year to Date	Obligations December 2017	Obligations Year to Date	Obligations December 2017	Obligations Year to Date	Obligations December 2017	Obligations Year to Date	Obligations December 2017	Obligations Year to Date
DoD Total	-27,580	-28,352	-410,583	-382,014	2,183,315	6,977,419	7,164	16,165	283,699	1,319,539	2,036,015	7,902,757
Army Total	-27,563	-27,508	-80,721	-91,317	1,148,664	3,413,035	4,459	11,154	195,216	733,685	1,240,055	4,039,049
Army Active	-27,563	-27,508	-80,643	-91,266	1,132,690	3,359,639	4,459	11,154	195,216	733,685	1,224,159	3,985,704
21 2018/2018 2010 Military Personnel, Army	0	0	0	0	173,884	544,244	2,042	5,908	15,316	48,785	191,242	598,937
21 2013/2013 2020 Operation and Maintenance, Army	0	0	-45	-472	0	0	0	0	0	0	-45	-472
21 2014/2014 2020 Operation and Maintenance, Army	0	0	-116	-1,745	0	0	0	0	0	0	-116	-1,745
21 2015/2015 2020 Operation and Maintenance, Army	0	0	0	0	-179	-218	0	0	0	0	-179	-218
21 2016/2016 2020 Operation and Maintenance, Army	3	98	0	0	76	297	0	0	0	0	79	395
21 2017/2017 2020 Operation and Maintenance, Army	0	0	0	0	1,527	766	0	0	49	718	1,576	1,484
21 2018/2018 2020 Operation and Maintenance, Army	0	0	0	0	797,547	2,154,986	2,417	5,246	131,127	328,886	931,091	2,489,118
21 2011/2013 2031 Aircraft Procurement, Army	-63	-63	-569	-569	0	0	0	0	0	0	-632	-632
21 2012/2014 2031 Aircraft Procurement, Army	0	0	-386	-386	0	0	0	0	0	0	-386	-386
21 2013/2015 2031 Aircraft Procurement, Army	0	0	-6,670	-6,670	0	0	0	0	0	0	-6,670	-6,670
21 2014/2016 2031 Aircraft Procurement, Army	0	0	-204	-204	0	0	0	0	0	0	-204	-204
21 2015/2017 2031 Aircraft Procurement, Army	0	0	0	0	327	327	0	0	0	0	327	327
21 2016/2018 2031 Aircraft Procurement, Army	0	0	0	0	0	710	0	0	0	0	0	710
21 2017/2019 2031 Aircraft Procurement, Army	0	0	0	0	18,548	76,190	0	0	0	0	18,548	76,190
21 2018/2020 2031 Aircraft Procurement, Army	0	0	0	0	309	33,249	0	0	297	1,145	606	34,394
21 2011/2013 2032 Missile Procurement, Army	-1	-1	0	0	0	0	0	0	0	0	-1	-1
21 2012/2014 2032 Missile Procurement, Army	0	0	-1	-1	0	0	0	0	0	0	-1	-1
21 2013/2015 2032 Missile Procurement, Army	0	0	-2	-2	0	0	0	0	0	0	-2	-2
21 2014/2016 2032 Missile Procurement, Army	0	0	-3	-3	0	0	0	0	0	0	-3	-3
21 2015/2017 2032 Missile Procurement, Army	0	0	0	0	0	0	0	0	-5	-5	-5	-5
21 2016/2018 2032 Missile Procurement, Army	0	0	0	0	0	0	0	0	12	838	12	838
21 2017/2019 2032 Missile Procurement, Army	0	0	0	0	333	970	0	0	0	0	333	970
21 2018/2020 2032 Missile Procurement, Army	0	0	0	0	0	33	0	0	0	0	0	33
21 2011/2013 2033 Procurement of Weapons & Tracked Vehicles	-1	-1	-11	-11	0	0	0	0	0	0	-12	-12
21 2016/2018 2033 Procurement of Weapons & Tracked Vehicles	0	0	0	0	0	253	0	0	0	0	0	253
21 2011/2013 2034 Procurement of Ammunition, Army	328	328	2,952	2,952	0	0	0	0	0	0	3,280	3,280
21 2012/2014 2034 Procurement of Ammunition, Army	0	0	-14	-14	0	0	0	0	0	0	-14	-14
21 2014/2016 2034 Procurement of Ammunition, Army	0	0	-5	-5	0	0	0	0	0	0	-5	-5
21 2015/2017 2034 Procurement of Ammunition, Army	0	0	0	0	-1	-1	0	0	0	0	-1	-1
21 2016/2018 2034 Procurement of Ammunition, Army	0	0	0	0	16,990	20,818	0	0	0	0	16,990	20,818
21 2017/2019 2034 Procurement of Ammunition, Army	0	0	0	0	1,238	4,879	0	0	0	0	1,238	4,879
21 2018/2020 2034 Procurement of Ammunition, Army	0	0	0	0	386	386	0	0	4,072	4,072	4,458	4,458
21 2011/2013 2035 Other Procurement, Army	-27,829	-27,829	36,461	36,461	0	0	0	0	0	0	8,632	8,632
21 2012/2014 2035 Other Procurement, Army	0	0	-1	-1	0	0	0	0	0	0	-1	-1
21 2013/2015 2035 Other Procurement, Army	0	0	7,552	7,552	0	0	0	0	0	0	7,552	7,552
21 2014/2016 2035 Other Procurement, Army	0	0	-1,446	-1,446	0	0	0	0	0	0	-1,446	-1,446
21 2015/2017 2035 Other Procurement, Army	0	0	0	0	3,317	3,317	0	0	0	0	3,317	3,317
21 2016/2018 2035 Other Procurement, Army	0	0	0	0	2,026	-76,392	0	0	-22	0	2,026	-76,414
21 2017/2019 2035 Other Procurement, Army	0	0	0	0	2,885	23,153	0	0	5,011	3,538	7,896	26,691
21 2018/2020 2035 Other Procurement, Army	0	0	0	0	16,572	17,104	0	0	305	305	16,877	17,409
21 2015/2016 2040 Research, Development, Test, and Eval, Army	0	0	0	0	-20	-20	0	0	0	0	-20	-20
21 2017/2018 2040 Research, Development, Test, and Eval, Army	0	0	0	0	20,254	21,995	0	0	-8,476	1,067	11,778	23,062
21 2018/2019 2040 Research, Development, Test, and Eval, Army	0	0	0	0	860	1,458	0	0	0	0	860	1,458
21 2011/2013 2050 Military Construction, Army	0	0	605	607	0	0	0	0	0	0	605	607
21 2017/2021 2050 Military Construction, Army	0	0	0	0	154	157	0	0	0	0	154	157
21 2012/2013 2091 Afghanistan Security Forces Fund, Army	0	0	-1,879	-6,502	0	0	0	0	0	0	-1,879	-6,502
21 2013/2014 2091 Afghanistan Security Forces Fund, Army	0	0	-116,782	-121,021	0	0	0	0	0	0	-116,782	-121,021
21 2014/2015 2091 Afghanistan Security Forces Fund, Army	0	0	-1	-1	-5,783	-46,390	0	0	0	0	-5,784	-46,391
21 2015/2016 2091 Afghanistan Security Forces Fund, Army	0	0	0	0	-10,350	-68,163	0	0	0	0	-10,350	-68,163
21 2016/2017 2091 Afghanistan Security Forces Fund, Army	0	0	0	0	25	-2,172	0	0	0	0	25	-2,172
21 2017/2018 2091 Afghanistan Security Forces Fund, Army	0	0	0	0	27,366	243,980	0	0	0	0	27,366	243,980
21 2018/2019 2091 Afghanistan Security Forces Fund, Army	0	0	0	0	65,857	404,939	0	0	0	0	65,857	404,939
21 2011/2013 2093 Joint Improvised Explosive Device Defeat Fund	0	-40	0	-40	0	0	0	0	0	0	0	-80
21 2012/2014 2093 Joint Improvised Explosive Device Defeat Fund	0	0	0	-445	0	0	0	0	0	0	0	-445
21 2013/2015 2093 Joint Improvised Explosive Device Defeat Fund	0	0	-149	-141	0	0	0	0	0	0	-149	-141
21 2014/2016 2093 Joint Improvised Explosive Device Defeat Fund	0	0	-5	430	0	0	0	0	0	0	-5	430
21 2015/2017 2093 Joint Improvised Explosive Device Defeat Fund	0	0	0	0	3	-46	0	0	0	0	3	-46
21 2016/2018 2093 Joint Improvised Explosive Device Defeat Fund	0	0	0	0	-1,461	-1,133	0	0	0	0	-1,461	-1,133

COST OF WAR
Obligations by Component, Appropriation and Operation
Fiscal Year 2007 - 2018
(Amounts in Thousands)
As of December 31, 2017

	Operation New Dawn (OND) / Post-OND Iraq Activities		Operation Enduring Freedom		Operation Freedom's Sentinel		Operation Noble Eagle		Operation Inherent Resolve		Summary	
	Obligations December 2017	Obligations Year to Date	Obligations December 2017	Obligations Year to Date	Obligations December 2017	Obligations Year to Date	Obligations December 2017	Obligations Year to Date	Obligations December 2017	Obligations Year to Date	Obligations December 2017	Obligations Year to Date
Appropriation												
21 2017/2019 2093 Joint Improvised Explosive Device Defeat Fund	0	0	0	0	0	-37	0	0	0	0	0	-37
21 2012/2013 2096 Afghanistan Infrastructure Fund, Army	0	0	76	76	0	0	0	0	0	0	76	76
21 2013/2014 2096 Afghanistan Infrastructure Fund, Army	0	0	0	-18	0	0	0	0	0	0	0	-18
21 2014/2015 2096 Afghanistan Infrastructure Fund, Army	0	0	0	353	0	0	0	0	0	0	0	353
21 2015/2016 2097 Iraq Train and Equip Fund	0	0	0	0	0	0	0	0	0	-433	0	-433
21 2016/2017 2097 Iraq Train and Equip Fund	0	0	0	0	0	0	0	0	-12	-38	-12	-38
21 2017/2018 2097 Iraq Train and Equip Fund	0	0	0	0	0	0	0	0	1	-24	1	-24
21 2017/2018 2099 Counter-ISIL Train and Equip Fund	0	0	0	0	0	0	0	0	47,519	344,853	47,519	344,853
Army Reserve	0	0	0	27	3,118	8,310	0	0	0	0	3,118	8,337
21 2013/2013 2070 Reserve Personnel, Army	0	0	0	28	0	0	0	0	0	0	0	28
21 2014/2014 2070 Reserve Personnel, Army	0	0	0	-1	0	0	0	0	0	0	0	-1
21 2015/2015 2070 Reserve Personnel, Army	0	0	0	0	0	-2	0	0	0	0	0	-2
21 2016/2016 2070 Reserve Personnel, Army	0	0	0	0	-1	19	0	0	0	0	-1	19
21 2017/2017 2070 Reserve Personnel, Army	0	0	0	0	-7	-282	0	0	0	0	-7	-282
21 2018/2018 2070 Reserve Personnel, Army	0	0	0	0	2,546	5,078	0	0	0	0	2,546	5,078
21 2018/2018 2080 Operation and Maintenance, Army Reserve	0	0	0	0	580	3,497	0	0	0	0	580	3,497
Army National Guard	0	0	-78	-78	12,856	45,086	0	0	0	0	12,778	45,008
21 2015/2015 2060 National Guard Personnel, Army	0	0	0	0	-1	-2	0	0	0	0	-1	-2
21 2016/2016 2060 National Guard Personnel, Army	0	0	0	0	0	-1	0	0	0	0	0	-1
21 2017/2017 2060 National Guard Personnel, Army	0	0	0	0	16	-133	0	0	0	0	16	-133
21 2018/2018 2060 National Guard Personnel, Army	0	0	0	0	9,524	27,814	0	0	0	0	9,524	27,814
21 2013/2013 2065 Operation and Maintenance, Army Natl Guard	0	0	-78	-78	0	0	0	0	0	0	-78	-78
21 2018/2018 2065 Operation and Maintenance, Army Natl Guard	0	0	0	0	3,317	17,408	0	0	0	0	3,317	17,408
Navy/Marine Corps Total	-2	-3	-8	-2,892	459,670	1,220,877	0	0	-47,266	158,330	412,394	1,376,312
Navy Total	0	0	0	-856	388,067	1,043,999	0	0	-51,233	148,186	336,834	1,191,329
Navy Active	0	0	0	-856	384,438	1,034,675	0	0	-51,240	148,154	333,198	1,181,973
17 2018/2018 1453 Military Personnel, Navy	0	0	0	0	30,567	87,366	0	0	2,289	6,838	32,856	94,204
17 2018/2018 1804 Operation and Maintenance, Navy	0	0	0	0	346,658	927,976	0	0	-62,939	56,822	283,719	984,798
17 2011/2013 1506 Aircraft Procurement, Navy	0	0	0	0	-5	-5	0	0	0	0	-5	-5
17 2013/2015 1506 Aircraft Procurement, Navy	0	0	0	0	0	-343	0	0	0	0	0	-343
17 2015/2017 1506 Aircraft Procurement, Navy	0	0	0	5	-18	-18	0	0	0	0	-18	-13
17 2016/2018 1506 Aircraft Procurement, Navy	0	0	0	0	0	387	0	0	0	-5	0	382
17 2017/2019 1506 Aircraft Procurement, Navy	0	0	0	0	767	-9,471	0	0	0	12,379	767	2,908
17 2018/2020 1506 Aircraft Procurement, Navy	0	0	0	0	698	1,426	0	0	0	0	698	1,426
17 2017/2019 1507 Weapons Procurement, Navy	0	0	0	0	0	694	0	0	0	0	0	694
17 2018/2020 1507 Weapons Procurement, Navy	0	0	0	0	0	0	0	0	4,588	0	4,588	0
17 2012/2014 1508 Procurement of Ammunition, Navy and USMC	0	0	0	-599	0	0	0	0	0	0	0	-599
17 2014/2016 1508 Procurement of Ammunition, Navy and USMC	0	0	0	0	7	7	0	0	0	0	7	7
17 2016/2018 1508 Procurement of Ammunition, Navy and USMC	0	0	0	0	0	309	0	0	0	49,046	0	49,355
17 2017/2019 1508 Procurement of Ammunition, Navy and USMC	0	0	0	0	0	262	0	0	4,412	4,412	4,412	4,674
17 2018/2020 1508 Procurement of Ammunition, Navy and USMC	0	0	0	0	0	0	0	0	696	1,409	696	1,409
17 2015/2017 1810 Other Procurement, Navy	0	0	0	-5	0	0	0	0	0	0	0	-5
17 2017/2019 1810 Other Procurement, Navy	0	0	0	0	8,818	12,943	0	0	1,126	1,126	9,944	14,069
17 2018/2020 1810 Other Procurement, Navy	0	0	0	0	-3,384	12,812	0	0	0	0	-3,384	12,812
17 2017/2018 1319 Research, Development, Test, and Eval, Navy	0	0	0	0	0	0	0	0	3,176	11,539	3,176	11,539
17 2013/2013 1205 Military Construction, Navy and Marine Corps	0	0	0	-257	330	330	0	0	0	0	330	73
Navy Reserve	0	0	0	0	3,629	9,324	0	0	7	32	3,636	9,356
17 2018/2018 1405 Reserve Personnel, Navy	0	0	0	0	569	2,065	0	0	7	32	576	2,097
17 2018/2018 1806 Operation and Maintenance, Navy Reserve	0	0	0	0	3,060	7,259	0	0	0	0	3,060	7,259
Marine Corps Total	-2	-3	-8	-2,036	71,603	176,878	0	0	3,967	10,144	75,560	184,983
Marine Corps Active	-2	-3	-8	-2,036	70,385	175,270	0	0	3,967	10,144	74,342	183,375
17 2018/2018 1105 Military Personnel, Marine Corps	0	0	0	0	7,827	24,301	0	0	358	1,090	8,185	25,391
17 2013/2013 1106 Operation and Maintenance, Marine Corps	0	0	-17	-881	0	0	0	0	0	0	-17	-881
17 2014/2014 1106 Operation and Maintenance, Marine Corps	0	0	12	-482	0	0	0	0	0	0	12	-482
17 2015/2015 1106 Operation and Maintenance, Marine Corps	-2	-2	0	0	-752	-1,009	0	0	0	0	-754	-1,011
17 2016/2016 1106 Operation and Maintenance, Marine Corps	0	0	0	0	117	-237	0	0	0	0	117	-237
17 2017/2017 1106 Operation and Maintenance, Marine Corps	0	0	0	0	-1,413	-2,400	0	0	0	0	-1,413	-2,400
17 2018/2018 1106 Operation and Maintenance, Marine Corps	0	0	0	0	62,303	151,391	0	0	3,609	9,054	65,912	160,445

COST OF WAR
Obligations by Component, Appropriation and Operation
Fiscal Year 2007 - 2018
(Amounts in Thousands)
As of December 31, 2017

	Operation New Dawn (OND) / Post-OND Iraq Activities		Operation Enduring Freedom		Operation Freedom's Sentinel		Operation Noble Eagle		Operation Inherent Resolve		Summary	
	Obligations December 2017	Obligations Year to Date	Obligations December 2017	Obligations Year to Date	Obligations December 2017	Obligations Year to Date	Obligations December 2017	Obligations Year to Date	Obligations December 2017	Obligations Year to Date	Obligations December 2017	Obligations Year to Date
Appropriation												
17 2011/2013 1109 Procurement, Marine Corps	0	-1	0	-43	0	0	0	0	0	0	0	-44
17 2012/2014 1109 Procurement, Marine Corps	0	0	0	-533	0	0	0	0	0	0	0	-533
17 2013/2015 1109 Procurement, Marine Corps	0	0	0	-76	0	0	0	0	0	0	0	-76
17 2014/2016 1109 Procurement, Marine Corps	0	0	-3	-21	0	0	0	0	0	0	-3	-21
17 2016/2018 1109 Procurement, Marine Corps	0	0	0	0	0	-3	0	0	0	0	0	-3
17 2017/2019 1109 Procurement, Marine Corps	0	0	0	0	20	741	0	0	0	0	20	741
17 2018/2020 1109 Procurement, Marine Corps	0	0	0	0	2,283	2,486	0	0	0	0	2,283	2,486
Marine Corps Reserve	0	0	0	0	1,218	1,608	0	0	0	0	1,218	1,608
17 2018/2018 1108 Reserve Personnel, Marine Corps	0	0	0	0	400	791	0	0	0	0	400	791
17 2015/2015 1107 Operation and Maintenance, USMC Reserve	0	0	0	0	-1	-1	0	0	0	0	-1	-1
17 2017/2017 1107 Operation and Maintenance, USMC Reserve	0	0	0	0	591	590	0	0	0	0	591	590
17 2018/2018 1107 Operation and Maintenance, USMC Reserve	0	0	0	0	228	228	0	0	0	0	228	228
Air Force Total	-15	-841	-343,755	-310,904	297,374	1,542,760	2,705	5,011	124,785	357,355	81,094	1,593,381
Air Force Active	-15	-841	-343,755	-310,904	294,117	1,532,323	2,705	5,011	124,785	357,355	77,837	1,582,944
57 2018/2018 3500 Military Personnel, Air Force	0	0	0	0	58,626	181,474	1,092	2,804	13,410	36,532	73,128	220,810
57 2013/2013 3400 Operation and Maintenance, Air Force	0	0	-180,225	-178,882	0	0	-12	-12	0	0	-180,237	-178,894
57 2014/2014 3400 Operation and Maintenance, Air Force	0	1	-161,579	-162,263	0	0	0	0	0	0	-161,579	-162,262
57 2015/2015 3400 Operation and Maintenance, Air Force	-8	-21	-488	-760	-1,459	-2,282	0	-1	-1	-26	-1,956	-3,090
57 2016/2016 3400 Operation and Maintenance, Air Force	-7	-821	0	0	-14,273	-24,683	-1	-5	-1,956	-2,091	-16,237	-27,600
57 2017/2017 3400 Operation and Maintenance, Air Force	0	0	0	0	-16,027	-18,989	102	-2,282	-1,574	-8,167	-17,499	-29,438
57 2018/2018 3400 Operation and Maintenance, Air Force	0	0	0	0	254,079	1,254,695	1,524	4,507	114,232	334,754	369,835	1,593,956
57 2011/2013 3010 Aircraft Procurement, Air Force	0	0	0	-1	0	0	0	0	0	0	0	-1
57 2012/2014 3010 Aircraft Procurement, Air Force	0	0	0	-7	-22	0	0	0	0	0	-7	-22
57 2014/2016 3010 Aircraft Procurement, Air Force	0	0	-5	-5	0	0	0	0	0	0	-5	-5
57 2016/2018 3010 Aircraft Procurement, Air Force	0	0	0	0	1,142	37,635	0	0	0	0	1,142	37,635
57 2017/2019 3010 Aircraft Procurement, Air Force	0	0	0	0	0	304	0	0	0	0	0	304
57 2014/2016 3020 Missile Procurement, Air Force	0	0	0	-20	0	0	0	0	0	0	0	-20
57 2015/2017 3020 Missile Procurement, Air Force	0	0	0	16,171	0	0	0	0	0	-16,191	0	-20
57 2016/2018 3020 Missile Procurement, Air Force	0	0	0	0	0	479	0	0	0	3,577	0	4,056
57 2017/2019 3020 Missile Procurement, Air Force	0	0	0	0	0	0	0	0	81	165	81	165
57 2011/2013 3011 Procurement of Ammunition, Air Force	0	0	0	-1	0	0	0	0	0	0	0	-1
57 2015/2017 3011 Procurement of Ammunition, Air Force	0	0	0	-1	0	0	0	0	3	3	3	2
57 2016/2018 3011 Procurement of Ammunition, Air Force	0	0	0	0	7,697	71,629	0	0	-3	-147	7,694	71,482
57 2017/2019 3011 Procurement of Ammunition, Air Force	0	0	0	0	0	0	0	0	0	-7,964	0	-7,964
57 2011/2013 3080 Other Procurement, Air Force	0	0	0	11,990	0	0	0	0	0	0	0	11,990
57 2012/2014 3080 Other Procurement, Air Force	0	0	-1,492	-31	0	0	0	0	0	0	-1,492	-31
57 2014/2016 3080 Other Procurement, Air Force	0	0	0	1,461	0	0	0	0	0	0	0	1,461
57 2015/2017 3080 Other Procurement, Air Force	0	0	41	1,142	0	0	0	0	0	0	41	1,142
57 2016/2018 3080 Other Procurement, Air Force	0	0	0	0	4,536	29,193	0	0	0	0	4,536	29,193
57 2017/2019 3080 Other Procurement, Air Force	0	0	0	0	-204	2,868	0	0	593	3,156	389	6,024
57 2014/2015 3600 Research, Development, Test, and Evaluation, Air Force	0	0	0	318	0	0	0	0	0	0	0	318
57 2017/2018 3600 Research, Development, Test, and Evaluation, Air Force	0	0	0	0	0	0	0	0	13,754	0	0	13,754
Air Force Reserve	0	0	0	0	2,625	9,186	0	0	0	0	2,625	9,186
57 2018/2018 3700 Reserve Personnel, Air Force	0	0	0	0	1,538	7,570	0	0	0	0	1,538	7,570
57 2013/2013 3740 Operation and Maintenance, Air Force Reserve	0	0	0	0	1	1	0	0	0	0	1	1
57 2014/2014 3740 Operation and Maintenance, Air Force Reserve	0	0	0	0	-1	-1	0	0	0	0	-1	-1
57 2015/2015 3740 Operation and Maintenance, Air Force Reserve	0	0	0	-3	-7	-7	0	0	0	0	-3	-7
57 2016/2016 3740 Operation and Maintenance, Air Force Reserve	0	0	0	0	0	-7	0	0	0	0	0	-7
57 2017/2017 3740 Operation and Maintenance, Air Force Reserve	0	0	0	0	-31	-57	0	0	0	0	-31	-57
57 2018/2018 3740 Operation and Maintenance, Air Force Reserve	0	0	0	0	1,121	1,687	0	0	0	0	1,121	1,687
Air Force National Guard	0	0	0	0	632	1,251	0	0	0	0	632	1,251
57 2018/2018 3850 National Guard Personnel, Air Force	0	0	0	0	337	542	0	0	0	0	337	542
57 2018/2018 3840 Operation and Maintenance, Air Natl Guard	0	0	0	0	295	709	0	0	0	0	295	709
Defense Agencies Total	0	0	13,901	23,099	277,607	800,747	0	0	10,964	70,169	302,472	894,015
DCAA Total	0	0	0	0	-171	1,105	0	0	246	246	75	1,351
97 2018/2018 0100 Operation and Maintenance, Defense-Wide	0	0	0	0	-171	1,105	0	0	246	246	75	1,351
DCMA Total	0	0	0	0	1,240	3,714	0	0	392	1,173	1,632	4,887
97 2018/2018 0100 Operation and Maintenance, Defense-Wide	0	0	0	0	1,240	3,714	0	0	392	1,173	1,632	4,887

COST OF WAR
Obligations by Component, Appropriation and Operation
Fiscal Year 2007 - 2018
(Amounts in Thousands)
As of December 31, 2017

Appropriation	Operation New Dawn (OND) / Post-OND Iraq Activities		Operation Enduring Freedom		Operation Freedom's Sentinel		Operation Noble Eagle		Operation Inherent Resolve		Summary	
	Obligations December 2017	Obligations Year to Date	Obligations December 2017	Obligations Year to Date	Obligations December 2017	Obligations Year to Date	Obligations December 2017	Obligations Year to Date	Obligations December 2017	Obligations Year to Date	Obligations December 2017	Obligations Year to Date
DHP Total	0	0	-437	1,548	22,084	84,198	0	0	0	0	21,647	85,746
97 2013/2013 0130 Defense Health Program, O&M	0	0	-56	-2,291	0	0	0	0	0	0	-56	-2,291
97 2014/2014 0130 Defense Health Program, O&M	0	0	-42	4,541	0	0	0	0	0	0	-42	4,541
97 2015/2015 0130 Defense Health Program, O&M	0	0	-339	-702	-59	-226	0	0	0	0	-398	-928
97 2016/2016 0130 Defense Health Program, O&M	0	0	0	0	-365	-828	0	0	0	0	-365	-828
97 2017/2017 0130 Defense Health Program, O&M	0	0	0	0	-20	3,509	0	0	0	0	-20	3,509
97 2018/2018 0130 Defense Health Program, O&M	0	0	0	0	22,528	81,743	0	0	0	0	22,528	81,743
DHRA Total	0	0	-12,918	-12,918	0	0	0	0	0	0	-12,918	-12,918
97 2013/2013 0100 Operation and Maintenance, Defense-Wide	0	0	-227	-227	0	0	0	0	0	0	-227	-227
97 2014/2014 0100 Operation and Maintenance, Defense-Wide	0	0	-4,601	-4,601	0	0	0	0	0	0	-4,601	-4,601
97 2015/2015 0100 Operation and Maintenance, Defense-Wide	0	0	-8,090	-8,090	0	0	0	0	0	0	-8,090	-8,090
DISA Total	0	0	0	0	1,466	2,459	0	0	3,721	4,995	5,187	7,454
97 2016/2016 0100 Operation and Maintenance, Defense-Wide	0	0	0	0	2	-4	0	0	0	0	2	-4
97 2017/2017 0100 Operation and Maintenance, Defense-Wide	0	0	0	0	25	638	0	0	0	3	25	641
97 2018/2018 0100 Operation and Maintenance, Defense-Wide	0	0	0	0	1,439	1,825	0	0	3,724	4,988	5,163	6,813
97 2017/2019 0300 Procurement, Defense-Wide	0	0	0	0	0	0	0	0	-3	4	-3	4
DLA Total	0	0	28,154	36,321	27	1,710	0	0	0	0	28,181	38,031
97 2013/XXXX 4930 Defense Working Capital Funds, Defense	0	0	1,154	4,303	0	0	0	0	0	0	1,154	4,303
97 2014/XXXX 4930 Defense Working Capital Funds, Defense	0	0	27,000	32,018	0	0	0	0	0	0	27,000	32,018
97 2016/XXXX 4930 Defense Working Capital Funds, Defense	0	0	0	0	27	29	0	0	0	0	27	29
97 2017/XXXX 4930 Defense Working Capital Funds, Defense (Army)	0	0	0	0	0	1,681	0	0	0	0	0	1,681
DLSA Total	0	0	0	0	8,486	8,486	0	0	0	0	8,486	8,486
97 2018/2018 0100 Operation and Maintenance, Defense-Wide	0	0	0	0	8,486	8,486	0	0	0	0	8,486	8,486
DMA Total	0	0	0	-3	2,400	2,400	0	0	0	0	2,400	2,397
97 2013/2013 0100 Operation and Maintenance, Defense-Wide	0	0	0	-3	0	0	0	0	0	0	0	-3
97 2018/2018 0100 Operation and Maintenance, Defense-Wide	0	0	0	0	2,400	2,400	0	0	0	0	2,400	2,400
DODEA Total	0	0	-4	-251	5,932	5,914	0	0	0	0	5,928	5,663
97 2013/2013 0100 Operation and Maintenance, Defense-Wide	0	0	-4	-240	0	0	0	0	0	0	-4	-240
97 2014/2014 0100 Operation and Maintenance, Defense-Wide	0	0	0	-11	0	0	0	0	0	0	0	-11
97 2015/2015 0100 Operation and Maintenance, Defense-Wide	0	0	0	0	0	-18	0	0	0	0	0	-18
97 2017/2017 0100 Operation and Maintenance, Defense-Wide	0	0	0	0	32	32	0	0	0	0	32	32
97 2018/2018 0100 Operation and Maintenance, Defense-Wide	0	0	0	0	5,900	5,900	0	0	0	0	5,900	5,900
DODIG Total	0	0	0	0	414	1,271	0	0	775	2,514	1,189	3,785
97 2017/2017 0107 Office of the Inspector General, Defense	0	0	0	0	0	14	0	0	-1	17	-1	31
97 2018/2018 0107 Office of the Inspector General, Defense	0	0	0	0	414	1,257	0	0	776	2,497	1,190	3,754
DSCA Total	0	0	0	0	2,000	2,000	0	0	0	0	2,000	2,000
97 2018/2018 0100 Operation and Maintenance, Defense-Wide	0	0	0	0	2,000	2,000	0	0	0	0	2,000	2,000
DTRA Total	0	0	0	0	19,594	28,703	0	0	0	0	19,594	28,703
97 2017/2017 0100 Operation and Maintenance, Defense-Wide	0	0	0	0	251	167	0	0	0	0	251	167
97 2017/2019 2093 Joint Improvised Explosive Device Defeat Fund	0	0	0	0	10,053	17,658	0	0	0	0	10,053	17,658
97 2018/2020 2093 Joint Improvised Explosive Device Defeat Fund	0	0	0	0	9,290	10,878	0	0	0	0	9,290	10,878
OSD Total	0	0	0	0	12,142	12,142	0	0	0	0	12,142	12,142
97 2018/2018 0100 Operation and Maintenance, Defense-Wide	0	0	0	0	12,142	12,142	0	0	0	0	12,142	12,142
SOCOM Total	0	0	-894	-1,598	200,856	645,508	0	0	5,830	61,241	205,792	705,151
97 2013/2013 0100 Operation and Maintenance, Defense-Wide	0	0	-117	-117	0	0	0	0	0	0	-117	-117
97 2014/2014 0100 Operation and Maintenance, Defense-Wide	0	0	-505	-522	0	0	0	0	0	0	-505	-522
97 2015/2015 0100 Operation and Maintenance, Defense-Wide	0	0	-272	-959	-122	-122	0	0	0	0	-394	-1,081
97 2016/2016 0100 Operation and Maintenance, Defense-Wide	0	0	0	0	-248	-701	0	0	0	2	-248	-699
97 2017/2017 0100 Operation and Maintenance, Defense-Wide	0	0	0	0	-1,107	-4,847	0	0	34	644	-1,073	-4,203
97 2018/2018 0100 Operation and Maintenance, Defense-Wide	0	0	0	0	186,469	509,867	0	0	5,796	60,595	192,265	570,462
97 2016/2018 0300 Procurement, Defense-Wide	0	0	0	0	4	16,002	0	0	0	0	4	16,002
97 2017/2019 0300 Procurement, Defense-Wide	0	0	0	0	15,860	105,631	0	0	0	0	15,860	105,631
97 2018/2020 0300 Procurement, Defense-Wide	0	0	0	0	0	19,678	0	0	0	0	0	19,678
WHS Total	0	0	0	0	1,137	1,137	0	0	0	0	1,137	1,137
97 2018/2018 0100 Operation and Maintenance, Defense-Wide	0	0	0	0	1,137	1,137	0	0	0	0	1,137	1,137

**Military Personnel Subsidiary Report
(Cost Breakdown Structure)**

COST OF WAR
Military Personnel (MILPERS) Summary Execution by Operation and Cost Breakdown Structure (CBS)
Fiscal Year 2007 - 2018
(Amounts in Thousands)
As of December 31, 2017

CBS Summary	Operation New Dawn (OND) / Post-OND Iraq Activities		Operation Enduring Freedom		Operation Freedom's Sentinel		Operation Noble Eagle		Operation Inherent Resolve		Summary	
	Obligations Year to Date	Disbursements Year to Date	Obligations Year to Date	Disbursements Year to Date	Obligations Year to Date	Disbursements Year to Date	Obligations Year to Date	Disbursements Year to Date	Obligations Year to Date	Disbursements Year to Date	Obligations Year to Date	Disbursements Year to Date
MILPERS CBS Summary Total	0	0	27	-2	880,844	849,002	8,712	8,712	93,277	92,453	982,860	950,165
1.0 Personnel Costs	0	0	27	-2	880,844	849,002	8,712	8,712	93,277	92,453	982,860	950,165
1.1.1 Reserve Components Called To Active Duty	0	0	0	0	665,268	652,312	8,551	8,551	73,342	72,610	747,161	733,473
1.1.2 Imminent Danger or Hostile Fire Pay	0	0	0	0	18,019	17,051	0	0	2,302	2,302	20,321	19,353
1.1.3 Family Separation Allowance	0	0	0	0	25,497	24,158	134	134	2,830	2,830	28,461	27,122
1.1.4 Hardship Duty Pay	0	0	0	0	15,506	14,876	0	0	1,817	1,817	17,323	16,693
1.1.5 Subsistence	0	0	0	0	88,790	88,790	27	27	10,729	10,729	99,546	99,546
1.1.6 Reserve Components Predeployment Training	0	0	27	-2	43,378	28,749	0	0	32	3	43,437	28,750
1.1.7 Other Military Personnel (Special Pay)	0	0	0	0	24,386	23,066	0	0	2,225	2,162	26,611	25,228
1.0 Personnel Sub-Total	0	0	27	-2	880,844	849,002	8,712	8,712	93,277	92,453	982,860	950,165

COST OF WAR
Military Personnel (MILPERS) Summary Execution by Operation, Component, and Cost Breakdown Structure (CBS)
Fiscal Year 2007 - 2018
(Amounts in Thousands)
As of December 31, 2017

Component	Operation New Dawn (OND) / Post-OND Iraq Activities		Operation Enduring Freedom		Operation Freedom's Sentinel		Operation Noble Eagle		Operation Inherent Resolve		Summary	
	Obligations Year To Date	Disbursements Year To Date	Obligations Year To Date	Disbursements Year To Date	Obligations Year To Date	Disbursements Year To Date	Obligations Year To Date	Disbursements Year To Date	Obligations Year To Date	Disbursements Year To Date	Obligations Year To Date	Disbursements Year To Date
Grand Total	0	0	27	-2	880,844	849,002	8,712	8,712	93,277	92,453	982,860	950,165
Army Total	0	0	27	-2	576,735	569,403	5,908	5,908	48,785	48,785	631,455	624,094
1.1.1 Reserve Components Called To Active Duty	0	0	0	0	435,721	435,721	5,817	5,817	39,216	39,216	480,754	480,754
1.1.2 Imminent Danger or Hostile Fire Pay	0	0	0	0	9,256	9,256	0	0	837	837	10,093	10,093
1.1.3 Family Separation Allowance	0	0	0	0	13,484	13,484	91	91	1,215	1,215	14,790	14,790
1.1.4 Hardship Duty Pay	0	0	0	0	9,850	9,850	0	0	886	886	10,736	10,736
1.1.5 Subsistence	0	0	0	0	60,091	60,091	0	0	5,224	5,224	65,315	65,315
1.1.6 Reserve Components Predeployment Training	0	0	27	-2	32,491	25,159	0	0	0	0	32,518	25,157
1.1.7 Other Military Personnel (Special Pay)	0	0	0	0	15,842	15,842	0	0	1,407	1,407	17,249	17,249
1.0 Personnel Sub-Total	0	0	27	-2	576,735	569,403	5,908	5,908	48,785	48,785	631,455	624,094
Navy/Marine Corps Total	0	0	0	0	114,523	95,695	0	0	7,960	7,136	122,483	102,831
Navy Total	0	0	0	0	89,431	87,865	0	0	6,870	6,778	96,301	94,643
1.1.1 Reserve Components Called To Active Duty	0	0	0	0	69,090	69,090	0	0	6,013	6,013	75,103	75,103
1.1.2 Imminent Danger or Hostile Fire Pay	0	0	0	0	1,732	1,732	0	0	150	150	1,882	1,882
1.1.3 Family Separation Allowance	0	0	0	0	4,968	4,968	0	0	431	431	5,399	5,399
1.1.4 Hardship Duty Pay	0	0	0	0	1,191	1,191	0	0	101	101	1,292	1,292
1.1.5 Subsistence	0	0	0	0	5,602	5,602	0	0	0	0	5,602	5,602
1.1.6 Reserve Components Predeployment Training	0	0	0	0	1,996	1,160	0	0	32	3	2,028	1,163
1.1.7 Other Military Personnel (Special Pay)	0	0	0	0	4,852	4,122	0	0	143	80	4,995	4,202
1.0 Personnel Sub-Total	0	0	0	0	89,431	87,865	0	0	6,870	6,778	96,301	94,643
Marine Corps Total	0	0	0	0	25,092	7,830	0	0	1,090	358	26,182	8,188
1.1.1 Reserve Components Called To Active Duty	0	0	0	0	19,313	6,357	0	0	1,090	358	20,403	6,715
1.1.2 Imminent Danger or Hostile Fire Pay	0	0	0	0	1,344	376	0	0	0	0	1,344	376
1.1.3 Family Separation Allowance	0	0	0	0	1,953	614	0	0	0	0	1,953	614
1.1.4 Hardship Duty Pay	0	0	0	0	916	286	0	0	0	0	916	286
1.1.6 Reserve Components Predeployment Training	0	0	0	0	779	0	0	0	0	0	779	0
1.1.7 Other Military Personnel (Special Pay)	0	0	0	0	787	197	0	0	0	0	787	197
1.0 Personnel Sub-Total	0	0	0	0	25,092	7,830	0	0	1,090	358	26,182	8,188
Air Force Total	0	0	0	0	189,586	183,904	2,804	2,804	36,532	36,532	228,922	223,240
1.1.1 Reserve Components Called To Active Duty	0	0	0	0	141,144	141,144	2,734	2,734	27,023	27,023	170,901	170,901
1.1.2 Imminent Danger or Hostile Fire Pay	0	0	0	0	5,687	5,687	0	0	1,315	1,315	7,002	7,002
1.1.3 Family Separation Allowance	0	0	0	0	5,092	5,092	43	43	1,184	1,184	6,319	6,319
1.1.4 Hardship Duty Pay	0	0	0	0	3,549	3,549	0	0	830	830	4,379	4,379
1.1.5 Subsistence	0	0	0	0	23,097	23,097	27	27	5,505	5,505	28,629	28,629
1.1.6 Reserve Components Predeployment Training	0	0	0	0	8,112	2,430	0	0	0	0	8,112	2,430
1.1.7 Other Military Personnel (Special Pay)	0	0	0	0	2,905	2,905	0	0	675	675	3,580	3,580
1.0 Personnel Sub-Total	0	0	0	0	189,586	183,904	2,804	2,804	36,532	36,532	228,922	223,240

COST OF WAR
Military Personnel (MILPERS) Summary Execution by Operation, Component, Appropriation and Cost Breakdown Structure (CBS)
Fiscal Year 2007 - 2018
(Amounts in Thousands)
As of December 31, 2017

Component and Appropriation	Operation New Dawn (OND) / Post-OND Iraq Activities		Operation Enduring Freedom		Operation Freedom's Sentinel		Operation Noble Eagle		Operation Inherent Resolve		Summary	
	Obligations Year to Date	Disbursements Year to Date	Obligations Year to Date	Disbursements Year to Date	Obligations Year to Date	Disbursements Year to Date	Obligations Year to Date	Disbursements Year to Date	Obligations Year to Date	Disbursements Year to Date	Obligations Year to Date	Disbursements Year to Date
Grand Total	0	0	27	-2	880,844	849,002	8,712	8,712	93,277	92,453	982,860	950,165
Army Total	0	0	27	-2	576,735	569,403	5,908	5,908	48,785	48,785	631,455	624,094
Army Active Total	0	0	0	0	544,244	544,244	5,908	5,908	48,785	48,785	598,937	598,937
Military Personnel, Army												
1.1.1 Reserve Components Called To Active Duty	0	0	0	0	435,721	435,721	5,817	5,817	39,216	39,216	480,754	480,754
1.1.2 Imminent Danger or Hostile Fire Pay	0	0	0	0	9,256	9,256	0	0	837	837	10,093	10,093
1.1.3 Family Separation Allowance	0	0	0	0	13,484	13,484	91	91	1,215	1,215	14,790	14,790
1.1.4 Hardship Duty Pay	0	0	0	0	9,850	9,850	0	0	886	886	10,736	10,736
1.1.5 Subsistence	0	0	0	0	60,091	60,091	0	0	5,224	5,224	65,315	65,315
1.1.7 Other Military Personnel (Special Pay)	0	0	0	0	15,842	15,842	0	0	1,407	1,407	17,249	17,249
1.0 Personnel Sub-Total	0	0	0	0	544,244	544,244	5,908	5,908	48,785	48,785	598,937	598,937
Army Reserve Total	0	0	27	-1	4,813	3,479	0	0	0	0	4,840	3,478
Reserve Personnel, Army												
1.1.6 Reserve Components Predeployment Training	0	0	27	-1	4,813	3,479	0	0	0	0	4,840	3,478
1.0 Personnel Sub-Total	0	0	27	-1	4,813	3,479	0	0	0	0	4,840	3,478
Army National Guard Total	0	0	0	-1	27,678	21,680	0	0	0	0	27,678	21,679
National Guard Personnel, Army												
1.1.6 Reserve Components Predeployment Training	0	0	0	-1	27,678	21,680	0	0	0	0	27,678	21,679
1.0 Personnel Sub-Total	0	0	0	-1	27,678	21,680	0	0	0	0	27,678	21,679
Navy/Marine Corps Total	0	0	0	0	114,523	95,695	0	0	7,960	7,136	122,483	102,831
Navy Total	0	0	0	0	89,431	87,865	0	0	6,870	6,778	96,301	94,643
Navy Active Total	0	0	0	0	87,366	86,636	0	0	6,838	6,775	94,204	93,411
Military Personnel, Navy												
1.1.1 Reserve Components Called To Active Duty	0	0	0	0	69,090	69,090	0	0	6,013	6,013	75,103	75,103
1.1.2 Imminent Danger or Hostile Fire Pay	0	0	0	0	1,701	1,701	0	0	150	150	1,851	1,851
1.1.3 Family Separation Allowance	0	0	0	0	4,968	4,968	0	0	431	431	5,399	5,399
1.1.4 Hardship Duty Pay	0	0	0	0	1,157	1,157	0	0	101	101	1,258	1,258
1.1.5 Subsistence	0	0	0	0	5,602	5,602	0	0	0	0	5,602	5,602
1.1.7 Other Military Personnel (Special Pay)	0	0	0	0	4,848	4,118	0	0	143	80	4,991	4,198
1.0 Personnel Sub-Total	0	0	0	0	87,366	86,636	0	0	6,838	6,775	94,204	93,411
Navy Reserve Total	0	0	0	0	2,065	1,229	0	0	32	3	2,097	1,232
Reserve Personnel, Navy												
1.1.2 Imminent Danger or Hostile Fire Pay	0	0	0	0	31	31	0	0	0	0	31	31
1.1.4 Hardship Duty Pay	0	0	0	0	34	34	0	0	0	0	34	34
1.1.6 Reserve Components Predeployment Training	0	0	0	0	1,996	1,160	0	0	32	3	2,028	1,163
1.1.7 Other Military Personnel (Special Pay)	0	0	0	0	4	4	0	0	0	0	4	4
1.0 Personnel Sub-Total	0	0	0	0	2,065	1,229	0	0	32	3	2,097	1,232
Marine Corps Total	0	0	0	0	25,092	7,830	0	0	1,090	358	26,182	8,188
Marine Corps Active Total	0	0	0	0	24,301	7,830	0	0	1,090	358	25,391	8,188
Military Personnel, Marine Corps												
1.1.1 Reserve Components Called To Active Duty	0	0	0	0	19,313	6,357	0	0	1,090	358	20,403	6,715
1.1.2 Imminent Danger or Hostile Fire Pay	0	0	0	0	1,343	376	0	0	0	0	1,343	376
1.1.3 Family Separation Allowance	0	0	0	0	1,945	614	0	0	0	0	1,945	614
1.1.4 Hardship Duty Pay	0	0	0	0	913	286	0	0	0	0	913	286
1.1.7 Other Military Personnel (Special Pay)	0	0	0	0	787	197	0	0	0	0	787	197
1.0 Personnel Sub-Total	0	0	0	0	24,301	7,830	0	0	1,090	358	25,391	8,188
Marine Corps Reserve Total	0	0	0	0	791	0	0	0	0	0	791	0
Reserve Personnel, Marine Corps												
1.1.2 Imminent Danger or Hostile Fire Pay	0	0	0	0	1	0	0	0	0	0	1	0

COST OF WAR
Military Personnel (MILPERS) Summary Execution by Operation, Component, Appropriation and Cost Breakdown Structure (CBS)
Fiscal Year 2007 - 2018
(Amounts in Thousands)
As of December 31, 2017

Component and Appropriation	Operation New Dawn (OND) / Post-OND Iraq Activities		Operation Enduring Freedom		Operation Freedom's Sentinel		Operation Noble Eagle		Operation Inherent Resolve		Summary	
	Obligations Year to Date	Disbursements Year to Date	Obligations Year to Date	Disbursements Year to Date	Obligations Year to Date	Disbursements Year to Date	Obligations Year to Date	Disbursements Year to Date	Obligations Year to Date	Disbursements Year to Date	Obligations Year to Date	Disbursements Year to Date
1.1.3 Family Separation Allowance	0	0	0	0	8	0	0	0	0	0	8	0
1.1.4 Hardship Duty Pay	0	0	0	0	3	0	0	0	0	0	3	0
1.1.6 Reserve Components Predeployment Training	0	0	0	0	779	0	0	0	0	0	779	0
1.0 Personnel Sub-Total	0	0	0	0	791	0	0	0	0	0	791	0
Air Force Total	0	0	0	0	189,586	183,904	2,804	2,804	36,532	36,532	228,922	223,240
Air Force Active Total	0	0	0	0	181,474	181,474	2,804	2,804	36,532	36,532	220,810	220,810
Military Personnel, Air Force												
1.1.1 Reserve Components Called To Active Duty	0	0	0	0	141,144	141,144	2,734	2,734	27,023	27,023	170,901	170,901
1.1.2 Imminent Danger or Hostile Fire Pay	0	0	0	0	5,687	5,687	0	0	1,315	1,315	7,002	7,002
1.1.3 Family Separation Allowance	0	0	0	0	5,092	5,092	43	43	1,184	1,184	6,319	6,319
1.1.4 Hardship Duty Pay	0	0	0	0	3,549	3,549	0	0	830	830	4,379	4,379
1.1.5 Subsistence	0	0	0	0	23,097	23,097	27	27	5,505	5,505	28,629	28,629
1.1.7 Other Military Personnel (Special Pay)	0	0	0	0	2,905	2,905	0	0	675	675	3,580	3,580
1.0 Personnel Sub-Total	0	0	0	0	181,474	181,474	2,804	2,804	36,532	36,532	220,810	220,810
Air Force Reserve Total	0	0	0	0	7,570	2,088	0	0	0	0	7,570	2,088
Reserve Personnel, Air Force												
1.1.6 Reserve Components Predeployment Training	0	0	0	0	7,570	2,088	0	0	0	0	7,570	2,088
1.0 Personnel Sub-Total	0	0	0	0	7,570	2,088	0	0	0	0	7,570	2,088
Air Force National Guard Total	0	0	0	0	542	342	0	0	0	0	542	342
National Guard Personnel, Air Force												
1.1.6 Reserve Components Predeployment Training	0	0	0	0	542	342	0	0	0	0	542	342
1.0 Personnel Sub-Total	0	0	0	0	542	342	0	0	0	0	542	342

COST OF WAR
Military Personnel (MILPERS) Summary Execution by Operation and Cost Breakdown Structure (CBS)
Beginning Fiscal Year - 2018
(Amounts in Thousands)
As of December 31, 2017

CBS Summary	Operation Freedom's Sentinel		Operation Noble Eagle		Operation Inherent Resolve		Summary	
	Obligations Year to Date	Disbursements Year to Date	Obligations Year to Date	Disbursements Year to Date	Obligations Year to Date	Disbursements Year to Date	Obligations Year to Date	Disbursements Year to Date
MILPERS CBS Summary Total	881,245	848,765	8,712	8,712	93,277	92,453	983,234	949,930
1.0 Personnel Costs	881,245	848,765	8,712	8,712	93,277	92,453	983,234	949,930
1.1.1 Reserve Components Called To Active Duty	665,268	652,312	8,551	8,551	73,342	72,610	747,161	733,473
1.1.2 Imminent Danger or Hostile Fire Pay	18,019	17,051	0	0	2,302	2,302	20,321	19,353
1.1.3 Family Separation Allowance	25,497	24,158	134	134	2,830	2,830	28,461	27,122
1.1.4 Hardship Duty Pay	15,506	14,876	0	0	1,817	1,817	17,323	16,693
1.1.5 Subsistence	88,790	88,790	27	27	10,729	10,729	99,546	99,546
1.1.6 Reserve Components Predeployment Training	43,779	28,512	0	0	32	3	43,811	28,515
1.1.7 Other Military Personnel (Special Pay)	24,386	23,066	0	0	2,225	2,162	26,611	25,228
1.0 Personnel Sub-Total	881,245	848,765	8,712	8,712	93,277	92,453	983,234	949,930

COST OF WAR
Military Personnel (MILPERS) Summary Execution by Operation, Component, and Cost Breakdown Structure (CBS)
Beginning Fiscal Year - 2018
(Amounts in Thousands)
As of December 31, 2017

Component	Operation Freedom's Sentinel		Operation Noble Eagle		Operation Inherent Resolve		Summary	
	Obligations Year To Date	Disbursements Year To Date	Obligations Year To Date	Disbursements Year To Date	Obligations Year To Date	Disbursements Year To Date	Obligations Year To Date	Disbursements Year To Date
Grand Total	881,245	848,765	8,712	8,712	93,277	92,453	983,234	949,930
Army Total	577,136	569,166	5,908	5,908	48,785	48,785	631,829	623,859
1.1.1 Reserve Components Called To Active Duty	435,721	435,721	5,817	5,817	39,216	39,216	480,754	480,754
1.1.2 Imminent Danger or Hostile Fire Pay	9,256	9,256	0	0	837	837	10,093	10,093
1.1.3 Family Separation Allowance	13,484	13,484	91	91	1,215	1,215	14,790	14,790
1.1.4 Hardship Duty Pay	9,850	9,850	0	0	886	886	10,736	10,736
1.1.5 Subsistence	60,091	60,091	0	0	5,224	5,224	65,315	65,315
1.1.6 Reserve Components Predeployment Training	32,892	24,922	0	0	0	0	32,892	24,922
1.1.7 Other Military Personnel (Special Pay)	15,842	15,842	0	0	1,407	1,407	17,249	17,249
1.0 Personnel Sub-Total	577,136	569,166	5,908	5,908	48,785	48,785	631,829	623,859
Navy/Marine Corps Total	114,523	95,695	0	0	7,960	7,136	122,483	102,831
Navy Total	89,431	87,865	0	0	6,870	6,778	96,301	94,643
1.1.1 Reserve Components Called To Active Duty	69,090	69,090	0	0	6,013	6,013	75,103	75,103
1.1.2 Imminent Danger or Hostile Fire Pay	1,732	1,732	0	0	150	150	1,882	1,882
1.1.3 Family Separation Allowance	4,968	4,968	0	0	431	431	5,399	5,399
1.1.4 Hardship Duty Pay	1,191	1,191	0	0	101	101	1,292	1,292
1.1.5 Subsistence	5,602	5,602	0	0	0	0	5,602	5,602
1.1.6 Reserve Components Predeployment Training	1,996	1,160	0	0	32	3	2,028	1,163
1.1.7 Other Military Personnel (Special Pay)	4,852	4,122	0	0	143	80	4,995	4,202
1.0 Personnel Sub-Total	89,431	87,865	0	0	6,870	6,778	96,301	94,643
Marine Corps Total	25,092	7,830	0	0	1,090	358	26,182	8,188
1.1.1 Reserve Components Called To Active Duty	19,313	6,357	0	0	1,090	358	20,403	6,715
1.1.2 Imminent Danger or Hostile Fire Pay	1,344	376	0	0	0	0	1,344	376
1.1.3 Family Separation Allowance	1,953	614	0	0	0	0	1,953	614
1.1.4 Hardship Duty Pay	916	286	0	0	0	0	916	286
1.1.6 Reserve Components Predeployment Training	779	0	0	0	0	0	779	0
1.1.7 Other Military Personnel (Special Pay)	787	197	0	0	0	0	787	197
1.0 Personnel Sub-Total	25,092	7,830	0	0	1,090	358	26,182	8,188
Air Force Total	189,586	183,904	2,804	2,804	36,532	36,532	228,922	223,240
1.1.1 Reserve Components Called To Active Duty	141,144	141,144	2,734	2,734	27,023	27,023	170,901	170,901
1.1.2 Imminent Danger or Hostile Fire Pay	5,687	5,687	0	0	1,315	1,315	7,002	7,002
1.1.3 Family Separation Allowance	5,092	5,092	43	43	1,184	1,184	6,319	6,319
1.1.4 Hardship Duty Pay	3,549	3,549	0	0	830	830	4,379	4,379
1.1.5 Subsistence	23,097	23,097	27	27	5,505	5,505	28,629	28,629
1.1.6 Reserve Components Predeployment Training	8,112	2,430	0	0	0	0	8,112	2,430
1.1.7 Other Military Personnel (Special Pay)	2,905	2,905	0	0	675	675	3,580	3,580

COST OF WAR
Military Personnel (MILPERS) Summary Execution by Operation, Component, and Cost Breakdown Structure (CBS)
Beginning Fiscal Year - 2018
(Amounts in Thousands)
As of December 31, 2017

Component	Operation Freedom's Sentinel		Operation Noble Eagle		Operation Inherent Resolve		Summary	
	Obligations Year To Date	Disbursements Year To Date	Obligations Year To Date	Disbursements Year To Date	Obligations Year To Date	Disbursements Year To Date	Obligations Year To Date	Disbursements Year To Date
1.0 Personnel Sub-Total	189,586	183,904	2,804	2,804	36,532	36,532	228,922	223,240

COST OF WAR
Military Personnel (MILPERS) Summary Execution by Operation, Component, Appropriation and Cost Breakdown Structure (CBS)
Beginning Fiscal Year - 2018
(Amounts in Thousands)
As of December 31, 2017

Component and Appropriation	Operation Freedom's Sentinel		Operation Noble Eagle		Operation Inherent Resolve		Summary	
	Obligations Year to Date	Disbursements Year to Date	Obligations Year to Date	Disbursements Year to Date	Obligations Year to Date	Disbursements Year to Date	Obligations Year to Date	Disbursements Year to Date
Grand Total	881,245	848,765	8,712	8,712	93,277	92,453	983,234	949,930
Army Total	577,136	569,166	5,908	5,908	48,785	48,785	631,829	623,859
Army Active Total	544,244	544,244	5,908	5,908	48,785	48,785	598,937	598,937
Military Personnel, Army								
1.1.1 Reserve Components Called To Active Duty	435,721	435,721	5,817	5,817	39,216	39,216	480,754	480,754
1.1.2 Imminent Danger or Hostile Fire Pay	9,256	9,256	0	0	837	837	10,093	10,093
1.1.3 Family Separation Allowance	13,484	13,484	91	91	1,215	1,215	14,790	14,790
1.1.4 Hardship Duty Pay	9,850	9,850	0	0	886	886	10,736	10,736
1.1.5 Subsistence	60,091	60,091	0	0	5,224	5,224	65,315	65,315
1.1.7 Other Military Personnel (Special Pay)	15,842	15,842	0	0	1,407	1,407	17,249	17,249
1.0 Personnel Sub-Total	544,244	544,244	5,908	5,908	48,785	48,785	598,937	598,937
Army Reserve Total	5,078	3,230	0	0	0	0	5,078	3,230
Reserve Personnel, Army								
1.1.6 Reserve Components Predeployment Training	5,078	3,230	0	0	0	0	5,078	3,230
1.0 Personnel Sub-Total	5,078	3,230	0	0	0	0	5,078	3,230
Army National Guard Total	27,814	21,692	0	0	0	0	27,814	21,692
National Guard Personnel, Army								
1.1.6 Reserve Components Predeployment Training	27,814	21,692	0	0	0	0	27,814	21,692
1.0 Personnel Sub-Total	27,814	21,692	0	0	0	0	27,814	21,692
Navy/Marine Corps Total	114,523	95,695	0	0	7,960	7,136	122,483	102,831
Navy Total	89,431	87,865	0	0	6,870	6,778	96,301	94,643
Navy Active Total	87,366	86,636	0	0	6,838	6,775	94,204	93,411
Military Personnel, Navy								
1.1.1 Reserve Components Called To Active Duty	69,090	69,090	0	0	6,013	6,013	75,103	75,103
1.1.2 Imminent Danger or Hostile Fire Pay	1,701	1,701	0	0	150	150	1,851	1,851
1.1.3 Family Separation Allowance	4,968	4,968	0	0	431	431	5,399	5,399
1.1.4 Hardship Duty Pay	1,157	1,157	0	0	101	101	1,258	1,258
1.1.5 Subsistence	5,602	5,602	0	0	0	0	5,602	5,602
1.1.7 Other Military Personnel (Special Pay)	4,848	4,118	0	0	143	80	4,991	4,198
1.0 Personnel Sub-Total	87,366	86,636	0	0	6,838	6,775	94,204	93,411
Navy Reserve Total	2,065	1,229	0	0	32	3	2,097	1,232
Reserve Personnel, Navy								
1.1.2 Imminent Danger or Hostile Fire Pay	31	31	0	0	0	0	31	31

COST OF WAR
Military Personnel (MILPERS) Summary Execution by Operation, Component, Appropriation and Cost Breakdown Structure (CBS)
Beginning Fiscal Year - 2018
(Amounts in Thousands)
As of December 31, 2017

Component and Appropriation	Operation Freedom's Sentinel		Operation Noble Eagle		Operation Inherent Resolve		Summary	
	Obligations Year to Date	Disbursements Year to Date	Obligations Year to Date	Disbursements Year to Date	Obligations Year to Date	Disbursements Year to Date	Obligations Year to Date	Disbursements Year to Date
1.1.4 Hardship Duty Pay	34	34	0	0	0	0	34	34
1.1.6 Reserve Components Predeployment Training	1,996	1,160	0	0	32	3	2,028	1,163
1.1.7 Other Military Personnel (Special Pay)	4	4	0	0	0	0	4	4
1.0 Personnel Sub-Total	2,065	1,229	0	0	32	3	2,097	1,232
Marine Corps Total	25,092	7,830	0	0	1,090	358	26,182	8,188
Marine Corps Active Total	24,301	7,830	0	0	1,090	358	25,391	8,188
Military Personnel, Marine Corps								
1.1.1 Reserve Components Called To Active Duty	19,313	6,357	0	0	1,090	358	20,403	6,715
1.1.2 Imminent Danger or Hostile Fire Pay	1,343	376	0	0	0	0	1,343	376
1.1.3 Family Separation Allowance	1,945	614	0	0	0	0	1,945	614
1.1.4 Hardship Duty Pay	913	286	0	0	0	0	913	286
1.1.7 Other Military Personnel (Special Pay)	787	197	0	0	0	0	787	197
1.0 Personnel Sub-Total	24,301	7,830	0	0	1,090	358	25,391	8,188
Marine Corps Reserve Total	791	0	0	0	0	0	791	0
Reserve Personnel, Marine Corps								
1.1.2 Imminent Danger or Hostile Fire Pay	1	0	0	0	0	0	1	0
1.1.3 Family Separation Allowance	8	0	0	0	0	0	8	0
1.1.4 Hardship Duty Pay	3	0	0	0	0	0	3	0
1.1.6 Reserve Components Predeployment Training	779	0	0	0	0	0	779	0
1.0 Personnel Sub-Total	791	0	0	0	0	0	791	0
Air Force Total	189,586	183,904	2,804	2,804	36,532	36,532	228,922	223,240
Air Force Active Total	181,474	181,474	2,804	2,804	36,532	36,532	220,810	220,810
Military Personnel, Air Force								
1.1.1 Reserve Components Called To Active Duty	141,144	141,144	2,734	2,734	27,023	27,023	170,901	170,901
1.1.2 Imminent Danger or Hostile Fire Pay	5,687	5,687	0	0	1,315	1,315	7,002	7,002
1.1.3 Family Separation Allowance	5,092	5,092	43	43	1,184	1,184	6,319	6,319
1.1.4 Hardship Duty Pay	3,549	3,549	0	0	830	830	4,379	4,379
1.1.5 Subsistence	23,097	23,097	27	27	5,505	5,505	28,629	28,629
1.1.7 Other Military Personnel (Special Pay)	2,905	2,905	0	0	675	675	3,580	3,580
1.0 Personnel Sub-Total	181,474	181,474	2,804	2,804	36,532	36,532	220,810	220,810
Air Force Reserve Total	7,570	2,088	0	0	0	0	7,570	2,088
Reserve Personnel, Air Force								
1.1.6 Reserve Components Predeployment Training	7,570	2,088	0	0	0	0	7,570	2,088
1.0 Personnel Sub-Total	7,570	2,088	0	0	0	0	7,570	2,088

COST OF WAR
Military Personnel (MILPERS) Summary Execution by Operation, Component, Appropriation and Cost Breakdown Structure (CBS)
Beginning Fiscal Year - 2018
(Amounts in Thousands)
As of December 31, 2017

Component and Appropriation	Operation Freedom's Sentinel		Operation Noble Eagle		Operation Inherent Resolve		Summary	
	Obligations Year to Date	Disbursements Year to Date	Obligations Year to Date	Disbursements Year to Date	Obligations Year to Date	Disbursements Year to Date	Obligations Year to Date	Disbursements Year to Date
Air Force National Guard Total	542	342	0	0	0	0	542	342
National Guard Personnel, Air Force 1.1.6 Reserve Components Predeployment Training	542	342	0	0	0	0	542	342
1.0 Personnel Sub-Total	542	342	0	0	0	0	542	342

**Operation and Maintenance Subsidiary Report
(Cost Breakdown Structure)**

COST OF WAR
Operation and Maintenance (O&M) Summary Execution by Operation and Cost Breakdown Structure (CBS)
Fiscal Year 2007 - 2018
(Amounts in Thousands)
As of December 31, 2017

	Operation New Dawn (OND) / Post-OND Iraq Activities		Operation Enduring Freedom		Operation Freedom's Sentinel		Operation Noble Eagle		Operation Inherent Resolve		Summary	
	Obligations Year to Date	Disbursements Year to Date	Obligations Year to Date	Disbursements Year to Date	Obligations Year to Date	Disbursements Year to Date	Obligations Year to Date	Disbursements Year to Date	Obligations Year to Date	Disbursements Year to Date	Obligations Year to Date	Disbursements Year to Date
CBS Summary												
O&M CBS Summary Total	-745	6,902	-485,898	-334,488	5,632,983	4,168,680	7,453	3,756	789,620	574,503	5,943,413	4,419,353
1.0 Personnel Costs	89	89	2	4	51,761	43,173	1,202	1,326	8,457	8,337	61,511	52,929
2.0 Personnel Support Costs	9	11	1,676	5,300	393,999	225,562	1,521	1,250	158,776	34,736	555,981	266,859
3.0 Operating Support Costs	-843	6,797	-359,895	-347,698	4,225,303	2,530,848	4,607	1,093	557,315	464,730	4,426,487	2,655,770
4.0 Transportation Costs	0	5	-568	-39	427,355	303,711	123	87	45,657	34,086	472,567	337,850
7.0 Other Support Costs	0	0	-127,113	7,945	534,565	1,065,386	0	0	19,415	32,614	426,867	1,105,945
1.2.1 Civilian Premium Pay	88	88	0	0	38,310	29,279	128	107	5,386	5,234	43,912	34,708
1.2.2 Civilian Temporary Hires	1	1	2	4	13,451	13,894	1,074	1,219	3,071	3,103	17,599	18,221
1.0 Personnel Sub-Total	89	89	2	4	51,761	43,173	1,202	1,326	8,457	8,337	61,511	52,929
2.1 Temporary Duty (TDY)/Additional Duty (TAD)	7	9	747	193	221,746	118,444	1,535	1,207	28,906	16,092	252,941	135,945
2.2 Clothing and Other Personnel Equipment & Supplies	0	0	-1	14	52,226	2,649	0	0	2,000	79	54,225	2,742
2.3 Medical Support/Health Services	0	0	1,547	4,374	102,763	86,763	-14	43	989	948	105,285	92,128
2.4 Reserve Component Activation/Deactivation	0	0	0	0	2,010	1,045	0	0	0	0	2,010	1,045
2.5 Other Personnel Support	2	2	-617	719	15,254	18,115	0	0	126,881	17,617	141,520	36,453
2.7 Body Armor	0	0	0	0	0	-1,454	0	0	0	0	0	-1,454
2.0 Personnel Support Sub-Total	9	11	1,676	5,300	393,999	225,562	1,521	1,250	158,776	34,736	555,981	266,859
3.1 Training	0	0	-20	0	147,622	24,455	11	0	657	621	148,270	25,076
3.1.0 Care-in-Store	0	0	0	0	5,924	0	0	0	0	0	5,924	0
3.2 Operations (OPTEMPO) (Fuel, Other POL, Parts)	0	0	-3,517	-2,452	509,014	355,906	981	852	358,634	320,497	865,112	674,803
3.2.1 MRAP Vehicles Operation	0	0	0	0	2,615	267	0	0	0	0	2,615	267
3.3 Other Supplies & Equipment	-250	2	-1,360	677	346,457	287,221	44	27	38,072	24,459	382,963	312,386
3.4 Facilities/Base Support	0	0	-732	794	156,053	84,830	1,359	188	26,050	8,488	182,730	94,300
3.5.1 Organization Level Maintenance	0	0	0	0	23,973	20,967	0	0	0	0	23,973	20,967
3.5.2 Intermediate Level Maintenance	0	0	-1	0	46,330	6,169	0	0	7	9,663	46,336	15,832
3.5.3 Depot Level Maintenance	-2	951	-338,465	-337,108	1,197,990	728,543	0	0	10,161	9,682	869,684	402,068
3.5.4 Contractor Logistics Support	0	0	-1,262	578	321,419	243,377	769	0	23,257	1,102	344,183	245,057
3.5.6 MRAP Vehicles Equipment Maintenance	0	0	0	0	33,100	2,167	0	0	0	0	33,100	2,167
3.6 (C4I)	0	5,768	1,211	-6	311,821	406,552	1,027	20	51,299	40,097	365,358	452,431
3.7 Other Services and Miscellaneous Contracts	-591	76	-15,749	-10,181	1,122,953	370,394	416	6	49,178	50,121	1,156,207	410,416
3.9 Psychological Operations (Information Operations)	0	0	0	0	32	0	0	0	0	0	32	0
3.0 Operating Support Sub-Total	-843	6,797	-359,895	-347,698	4,225,303	2,530,848	4,607	1,093	557,315	464,730	4,426,487	2,655,770
4.1 Airlift	0	5	-78	22	196,461	207,740	0	0	30,146	31,887	226,529	239,654
4.2 Sealift	0	0	0	-52	19,873	7,546	0	0	0	0	19,873	7,494
4.4 Port Handling/Inland Transportation	0	0	-1	0	48,350	9,344	123	87	10,831	639	59,303	10,070
4.5 Other Transportation	0	0	-489	14	26,815	26,573	0	0	3,679	1,559	30,005	28,146
4.6 Second Destination Transportation	0	0	0	-23	134,530	51,092	0	0	1,000	0	135,530	51,069
4.8 Retrograde of Personnel and Equipment	0	0	0	0	1,326	1,416	0	0	1	1	1,327	1,417
4.0 Transportation Sub-Total	0	5	-568	-39	427,355	303,711	123	87	45,657	34,086	472,567	337,850
7.2.1 Transportation Support	0	0	0	0	2,000	0	0	0	0	0	2,000	0
7.3.02 Defense Forces Sustainment	0	0	-90,449	0	355,065	680,910	0	0	0	0	264,616	680,910
7.3.03 Defense Forces Infrastructure	0	0	-2,400	0	-6,055	2,472	0	0	0	0	-8,455	2,472
7.3.04 Defense Forces Equipment and Transportation	0	0	0	0	31,830	62,733	0	0	0	0	31,830	62,733
7.3.05 Defense Forces Training and Operations	0	0	-45	0	190,481	180,279	0	0	0	0	190,436	180,279
7.3.07 Interior Forces Sustainment	0	0	-34,629	-3,009	-85,094	114,029	0	0	0	0	-119,723	111,020
7.3.08 Interior Forces Infrastructure	0	0	0	-3	5,490	0	0	0	0	0	-5,719	5,487
7.3.09 Interior Forces Equipment	0	0	0	0	8,022	17,468	0	0	0	0	8,022	17,468
7.3.10 Interior Forces Training and Operations	0	0	-1	0	44,680	54,798	0	0	0	0	44,679	54,798
7.3.14 Detainee Operations Sustainment	0	0	0	0	-1,016	-3	0	0	0	0	-1,016	-3
7.3.20 Other	0	0	0	0	0	-53,073	0	0	0	0	0	-53,073
7.4.1 Afghanistan (CERP)	0	0	0	0	371	283	0	0	0	0	371	283
7.5.1 Afghanistan Infrastructure Fund - Power	0	0	335	10,881	0	0	0	0	0	0	335	10,881
7.5.3 Afghanistan Infrastructure Fund - Water	0	0	76	76	0	0	0	0	0	0	76	76
7.6.1 Trainee Equip/Support	0	0	0	0	0	0	0	0	1	1	1	1
7.6.2 U.S. Trainer/Enabler	0	0	0	0	0	0	0	0	19,909	3,213	19,909	3,213
7.7.1 Defense Forces	0	0	0	0	0	0	0	0	-495	29,400	-495	29,400
7.0 Other Support Sub-Total	0	0	-127,113	7,945	534,565	1,065,386	0	0	19,415	32,614	426,867	1,105,945

COST OF WAR
Operation and Maintenance (O&M) Summary Execution by Operation, Component, and Cost Breakdown Structure (CBS)
Fiscal Year 2007 - 2018
(Amounts in Thousands)
As of December 31, 2017

Component	Operation New Dawn (OND) / Post-OND Iraq Activities		Operation Enduring Freedom		Operation Freedom's Sentinel		Operation Noble Eagle		Operation Inherent Resolve		Summary	
	Obligations Year To Date	Disbursements Year To Date	Obligations Year To Date	Disbursements Year To Date	Obligations Year To Date	Disbursements Year To Date	Obligations Year To Date	Disbursements Year To Date	Obligations Year To Date	Disbursements Year To Date	Obligations Year To Date	Disbursements Year To Date
Grand Total	-745	6,902	-485,898	-334,488	5,632,983	4,168,680	7,453	3,756	789,620	574,503	5,943,413	4,419,353
Army Total	98	5,857	-129,408	8,050	2,708,930	1,551,787	5,246	1,414	329,109	111,707	2,913,975	1,678,815
1.2.1 Civilian Premium Pay	88	88	0	0	19,148	13,414	128	107	3,726	3,678	23,090	17,287
1.2.2 Civilian Temporary Hires	0	0	0	0	209	297	0	0	99	99	308	396
1.0 Personnel Sub-Total	88	88	0	0	19,357	13,711	128	107	3,825	3,777	23,398	17,683
2.1 Temporary Duty (TDY)/Additional Duty (TAD)	8	9	-5	12	74,402	25,788	1,155	896	12,469	4,381	88,029	31,086
2.2 Clothing and Other Personnel Equipment & Supplies	0	0	0	0	50,238	44	0	0	1,994	0	52,232	44
2.3 Medical Support/Health Services	0	0	0	0	11,536	5,018	0	0	1,745	580	13,281	5,598
2.4 Reserve Component Activation/Deactivation	0	0	0	0	1,818	923	0	0	0	0	1,818	923
2.5 Other Personnel Support	2	2	0	0	4,643	804	0	0	112,229	16,755	116,874	17,561
2.0 Personnel Support Sub-Total	10	11	-5	12	142,637	32,577	1,155	896	128,437	21,716	272,234	55,212
3.1 Training	0	0	-18	-1	127,642	3,813	11	0	0	0	127,635	3,812
3.1.0 Care-in-Store	0	0	0	0	5,924	0	0	0	0	0	5,924	0
3.2 Operations (OPTEMPO) (Fuel, Other POL, Parts)	0	0	0	0	181,785	80,222	217	88	46,639	18,307	228,641	98,617
3.3 Other Supplies & Equipment	0	0	0	0	166,697	65,114	41	24	23,244	6,360	189,982	71,498
3.4 Facilities/Base Support	0	0	0	0	88,375	10,318	1,359	186	22,858	414	112,592	10,918
3.5.1 Organization Level Maintenance	0	0	0	0	2,264	1,296	0	0	0	0	2,264	1,296
3.5.2 Intermediate Level Maintenance	0	0	0	0	30,324	1,040	0	0	0	0	30,324	1,040
3.5.3 Depot Level Maintenance	0	0	0	0	227,748	10,035	0	0	1,536	806	229,284	10,841
3.5.4 Contractor Logistics Support	0	0	-1,201	0	246,347	21,509	769	0	6,666	38	252,581	21,547
3.5.6 MRAP Vehicles Equipment Maintenance	0	0	0	0	9,000	573	0	0	0	0	9,000	573
3.6 (C4I)	0	5,758	-675	30	153,916	135,118	1,027	20	46,195	22,977	200,463	163,903
3.7 Other Services and Miscellaneous Contracts	0	0	-395	64	617,637	65,130	416	6	18,440	4,082	636,098	69,282
3.9 Psychological Operations (Information Operations)	0	0	0	0	32	0	0	0	0	0	32	0
3.0 Operating Support Sub-Total	0	5,758	-2,289	93	1,857,691	394,168	3,840	324	165,578	52,984	2,024,820	453,327
4.1 Airlift	0	0	0	0	775	0	0	0	0	0	775	0
4.4 Port Handling/Inland Transportation	0	0	-1	0	26,785	7,853	123	87	10,816	633	37,723	8,573
4.5 Other Transportation	0	0	0	0	1	0	0	0	0	0	1	0
4.6 Second Destination Transportation	0	0	0	0	129,119	38,092	0	0	1,000	0	130,119	38,092
4.0 Transportation Sub-Total	0	0	-1	0	156,680	45,945	123	87	11,816	633	168,618	46,665
7.3.02 Defense Forces Sustainment	0	0	-90,449	0	355,065	680,910	0	0	0	0	264,616	680,910
7.3.03 Defense Forces Infrastructure	0	0	-2,400	0	-6,055	2,472	0	0	0	0	-8,455	2,472
7.3.04 Defense Forces Equipment and Transportation	0	0	0	0	31,830	62,733	0	0	0	0	31,830	62,733
7.3.05 Defense Forces Training and Operations	0	0	-45	0	190,481	180,279	0	0	0	0	190,436	180,279
7.3.07 Interior Forces Sustainment	0	0	-34,629	-3,009	-85,094	114,029	0	0	0	0	-119,723	111,020
7.3.08 Interior Forces Infrastructure	0	0	0	-3	-5,719	5,490	0	0	0	0	-5,719	5,487
7.3.09 Interior Forces Equipment	0	0	0	0	8,022	17,468	0	0	0	0	8,022	17,468
7.3.10 Interior Forces Training and Operations	0	0	-1	0	44,680	54,798	0	0	0	0	44,679	54,798
7.3.14 Detainee Operations Sustainment	0	0	0	0	-1,016	-3	0	0	0	0	-1,016	-3
7.3.20 Other	0	0	0	0	0	-53,073	0	0	0	0	0	-53,073
7.4.1 Afghanistan (CERP)	0	0	0	0	371	283	0	0	0	0	371	283
7.5.1 Afghanistan Infrastructure Fund - Power	0	0	335	10,881	0	0	0	0	0	0	335	10,881
7.5.3 Afghanistan Infrastructure Fund - Water	0	0	76	76	0	0	0	0	0	0	76	76
7.6.1 Trainee Equip/Support	0	0	0	0	0	0	0	0	1	1	1	1
7.6.2 U.S. Trainer/Enabler	0	0	0	0	0	0	0	0	19,947	3,196	19,947	3,196
7.7.1 Defense Forces	0	0	0	0	0	0	0	0	-495	29,400	-495	29,400
7.0 Other Support Sub-Total	0	0	-127,113	7,945	532,565	1,065,386	0	0	19,453	32,597	424,905	1,105,928
Navy/Marine Corps Total	-2	951	-1,363	4,911	1,083,797	739,474	0	0	65,876	67,206	1,148,308	812,542
Navy Total	0	0	0	0	935,235	548,735	0	0	56,822	49,989	992,057	598,724
1.2.1 Civilian Premium Pay	0	0	0	0	8,085	6,954	0	0	63	63	8,148	7,017
1.2.2 Civilian Temporary Hires	0	0	0	0	81	81	0	0	0	0	81	81
1.0 Personnel Sub-Total	0	0	0	0	8,166	7,035	0	0	63	63	8,229	7,098
2.1 Temporary Duty (TDY)/Additional Duty (TAD)	0	0	0	0	25,179	15,984	0	0	2,603	2,567	27,782	18,551
2.2 Clothing and Other Personnel Equipment & Supplies	0	0	0	0	1,139	563	0	0	0	0	1,139	563
2.3 Medical Support/Health Services	0	0	0	0	708	548	0	0	0	0	708	548
2.4 Reserve Component Activation/Deactivation	0	0	0	0	189	121	0	0	0	0	189	121
2.5 Other Personnel Support	0	0	0	0	659	42	0	0	0	0	659	42

COST OF WAR
Operation and Maintenance (O&M) Summary Execution by Operation, Component, and Cost Breakdown Structure (CBS)
Fiscal Year 2007 - 2018
(Amounts in Thousands)
As of December 31, 2017

Component	Operation New Dawn (OND) / Post-OND Iraq Activities		Operation Enduring Freedom		Operation Freedom's Sentinel		Operation Noble Eagle		Operation Inherent Resolve		Summary	
	Obligations Year To Date	Disbursements Year To Date	Obligations Year To Date	Disbursements Year To Date	Obligations Year To Date	Disbursements Year To Date	Obligations Year To Date	Disbursements Year To Date	Obligations Year To Date	Disbursements Year To Date	Obligations Year To Date	Disbursements Year To Date
2.0 Personnel Support Sub-Total	0	0	0	0	27,874	17,258	0	0	2,603	2,567	30,477	19,825
3.1 Training	0	0	0	0	7,134	4,346	0	0	0	0	7,134	4,346
3.2 Operations (OPTEMPO) (Fuel, Other POL, Parts)	0	0	0	0	201,554	168,503	0	0	47,894	44,840	249,448	213,343
3.3 Other Supplies & Equipment	0	0	0	0	80,792	53,182	0	0	223	23	81,015	53,205
3.4 Facilities/Base Support	0	0	0	0	35,038	326	0	0	0	0	35,038	326
3.5.1 Organization Level Maintenance	0	0	0	0	21,244	19,378	0	0	0	0	21,244	19,378
3.5.2 Intermediate Level Maintenance	0	0	0	0	11,647	4,641	0	0	0	0	11,647	4,641
3.5.3 Depot Level Maintenance	0	0	0	0	447,545	252,308	0	0	5,662	2,119	453,207	254,427
3.5.4 Contractor Logistics Support	0	0	0	0	1,444	13	0	0	0	0	1,444	13
3.6 (C4I)	0	0	0	0	6,897	5,230	0	0	0	0	6,897	5,230
3.7 Other Services and Miscellaneous Contracts	0	0	0	0	48,496	6,227	0	0	0	0	48,496	6,227
3.0 Operating Support Sub-Total	0	0	0	0	861,791	514,154	0	0	53,779	46,982	915,570	561,136
4.1 Airlift	0	0	0	0	18,762	3,291	0	0	377	377	19,139	3,668
4.2 Sealift	0	0	0	0	15,648	6,883	0	0	0	0	15,648	6,883
4.4 Port Handling/Inland Transportation	0	0	0	0	2,000	0	0	0	0	0	2,000	0
4.5 Other Transportation	0	0	0	0	879	97	0	0	0	0	879	97
4.6 Second Destination Transportation	0	0	0	0	115	17	0	0	0	0	115	17
4.0 Transportation Sub-Total	0	0	0	0	37,404	10,288	0	0	377	377	37,781	10,665
Marine Corps Total	-2	951	-1,363	4,911	148,562	190,739	0	0	9,054	17,217	156,251	213,818
1.2.1 Civilian Premium Pay	0	0	0	0	192	143	0	0	0	0	192	143
1.2.2 Civilian Temporary Hires	0	0	0	1	-1	-1	0	0	0	0	-1	0
1.0 Personnel Sub-Total	0	0	0	1	191	142	0	0	0	0	191	143
2.1 Temporary Duty (TDY)/Additional Duty (TAD)	0	0	-13	45	21,416	10,735	0	0	2,233	331	23,636	11,111
2.2 Clothing and Other Personnel Equipment & Supplies	0	0	-1	14	9	600	0	0	0	0	8	614
2.3 Medical Support/Health Services	0	0	0	0	2,185	952	0	0	7	2	2,192	954
2.4 Reserve Component Activation/Deactivation	0	0	0	0	3	1	0	0	0	0	3	1
2.5 Other Personnel Support	0	0	0	0	1,925	1,055	0	0	2,042	445	3,967	1,500
2.0 Personnel Support Sub-Total	0	0	-14	59	25,538	13,343	0	0	4,282	778	29,806	14,180
3.1 Training	0	0	-2	1	2,302	5,689	0	0	513	0	2,813	5,690
3.2 Operations (OPTEMPO) (Fuel, Other POL, Parts)	0	0	-10	739	14,916	13,127	0	0	0	0	14,906	13,866
3.2.1 MRAP Vehicles Operation	0	0	0	0	2,615	267	0	0	0	0	2,615	267
3.3 Other Supplies & Equipment	0	0	-22	3	18,317	19,858	0	0	489	4	18,784	19,865
3.4 Facilities/Base Support	0	0	-4	0	2,034	22,494	0	0	0	0	2,030	22,494
3.5.1 Organization Level Maintenance	0	0	0	0	372	221	0	0	0	0	372	221
3.5.2 Intermediate Level Maintenance	0	0	-1	0	4,077	345	0	0	0	9,663	4,076	10,008
3.5.3 Depot Level Maintenance	-2	951	66	3,188	4,067	39,474	0	0	2,963	6,757	7,094	50,370
3.5.4 Contractor Logistics Support	0	0	0	0	555	646	0	0	0	0	646	18,321
3.5.6 MRAP Vehicles Equipment Maintenance	0	0	0	0	2,233	1,159	0	0	0	0	2,233	1,159
3.6 (C4I)	0	0	0	0	896	1,527	0	0	0	0	896	1,527
3.7 Other Services and Miscellaneous Contracts	0	0	-1,403	373	51,158	35,662	0	0	807	15	50,562	36,050
3.0 Operating Support Sub-Total	-2	951	-1,376	4,859	103,633	157,589	0	0	4,772	16,439	107,027	179,838
4.1 Airlift	0	0	0	0	4,419	87	0	0	0	0	4,419	87
4.4 Port Handling/Inland Transportation	0	0	0	0	214	48	0	0	0	0	214	48
4.5 Other Transportation	0	0	27	15	8,406	5,600	0	0	0	0	8,433	5,615
4.6 Second Destination Transportation	0	0	0	-23	5,263	12,970	0	0	0	0	5,263	12,947
4.8 Retrograde of Personnel and Equipment	0	0	0	0	898	960	0	0	0	0	898	960
4.0 Transportation Sub-Total	0	0	27	-8	19,200	19,665	0	0	0	0	19,227	19,657
Air Force Total	-841	94	-341,905	-341,573	1,211,066	1,381,068	2,207	2,342	324,470	371,421	1,194,997	1,413,352
1.2.2 Civilian Temporary Hires	1	1	2	3	10,118	10,714	1,074	1,219	948	996	12,143	12,933
1.0 Personnel Sub-Total	1	1	2	3	10,118	10,714	1,074	1,219	948	996	12,143	12,933
2.1 Temporary Duty (TDY)/Additional Duty (TAD)	-1	0	787	135	55,233	43,312	380	311	5,512	4,296	61,911	48,054
2.2 Clothing and Other Personnel Equipment & Supplies	0	0	0	0	484	1,321	0	0	0	0	484	1,321
2.3 Medical Support/Health Services	0	0	-1	-1	2,990	3,700	-14	43	-1,281	364	1,694	4,106
2.5 Other Personnel Support	0	0	-161	-1	2,113	14,840	0	0	12,610	417	14,562	15,256
2.7 Body Armor	0	0	0	0	0	-1,454	0	0	0	0	0	-1,454
2.0 Personnel Support Sub-Total	-1	0	625	133	60,820	61,719	366	354	16,841	5,077	78,651	67,283

COST OF WAR
Operation and Maintenance (O&M) Summary Execution by Operation, Component, and Cost Breakdown Structure (CBS)
Fiscal Year 2007 - 2018
(Amounts in Thousands)
As of December 31, 2017

Component	Operation New Dawn (OND) / Post-OND Iraq Activities		Operation Enduring Freedom		Operation Freedom's Sentinel		Operation Noble Eagle		Operation Inherent Resolve		Summary	
	Obligations Year To Date	Disbursements Year To Date	Obligations Year To Date	Disbursements Year To Date	Obligations Year To Date	Disbursements Year To Date	Obligations Year To Date	Disbursements Year To Date	Obligations Year To Date	Disbursements Year To Date	Obligations Year To Date	Disbursements Year To Date
3.1 Training	0	0	0	0	6,704	8,898	0	0	8	590	6,712	9,488
3.2 Operations (OPTEMPO) (Fuel, Other POL, Parts)	0	0	-3,500	-3,500	89,987	87,847	764	764	257,623	256,870	344,874	341,981
3.3 Other Supplies & Equipment	-250	2	-620	339	57,400	129,198	3	3	6,673	15,897	63,206	145,439
3.4 Facilities/Base Support	0	0	-728	819	30,547	51,339	0	2	3,192	8,074	33,011	60,234
3.5.3 Depot Level Maintenance	0	0	-338,531	-340,295	505,946	426,693	0	0	0	0	167,415	86,398
3.6 (C4I)	0	10	1,888	-38	121,688	241,011	0	0	136	11,400	123,712	252,383
3.7 Other Services and Miscellaneous Contracts	-591	76	-454	958	171,770	177,855	0	0	15,779	45,090	186,504	223,979
3.0 Operating Support Sub-Total	-841	88	-341,945	-341,717	984,042	1,122,841	767	769	283,411	337,921	925,434	1,119,902
4.1 Airlift	0	5	-72	9	121,105	163,736	0	0	19,769	25,850	140,802	189,600
4.2 Sealift	0	0	0	0	17	0	0	0	0	0	17	0
4.4 Port Handling/Inland Transportation	0	0	0	0	18,591	1,215	0	0	0	0	18,591	1,215
4.5 Other Transportation	0	0	-515	-1	15,945	20,387	0	0	3,538	1,559	18,968	21,945
4.8 Retrograde of Personnel and Equipment	0	0	0	0	428	456	0	0	1	1	429	457
4.0 Transportation Sub-Total	0	5	-587	8	156,086	185,794	0	0	23,308	27,410	178,807	213,217
7.6.2 U.S. Trainer/Enabler	0	0	0	0	0	0	0	0	-38	17	-38	17
7.0 Other Support Sub-Total	0	0	0	0	0	0	0	0	-38	17	-38	17
Defense Health Program Total	0	0	1,548	4,375	84,198	76,252	0	0	0	0	85,746	80,627
2.3 Medical Support/Health Services	0	0	1,548	4,375	84,198	76,252	0	0	0	0	85,746	80,627
2.0 Personnel Support Sub-Total	0	0	1,548	4,375	84,198	76,252	0	0	0	0	85,746	80,627
DODIG Total	0	0	0	0	1,271	1,271	0	0	2,514	2,697	3,785	3,968
1.2.1 Civilian Premium Pay	0	0	0	0	219	219	0	0	389	389	608	608
1.2.2 Civilian Temporary Hires	0	0	0	0	1,000	1,001	0	0	1,859	1,858	2,859	2,859
1.0 Personnel Sub-Total	0	0	0	0	1,219	1,220	0	0	2,248	2,247	3,467	3,467
2.1 Temporary Duty (TDY)/Additional Duty (TAD)	0	0	0	0	51	32	0	0	266	312	317	344
2.2 Clothing and Other Personnel Equipment & Supplies	0	0	0	0	0	0	0	0	0	52	0	52
2.0 Personnel Support Sub-Total	0	0	0	0	51	32	0	0	266	364	317	396
3.3 Other Supplies & Equipment	0	0	0	0	1	1	0	0	0	0	1	1
3.6 (C4I)	0	0	0	0	0	0	0	0	0	7	0	7
3.7 Other Services and Miscellaneous Contracts	0	0	0	0	0	18	0	0	0	79	0	97
3.0 Operating Support Sub-Total	0	0	0	0	1	19	0	0	0	86	1	105
Defense Agency Total	0	0	-14,770	-10,251	543,721	418,828	0	0	67,651	21,472	596,602	430,049
1.2.1 Civilian Premium Pay	0	0	0	0	10,666	8,549	0	0	1,208	1,104	11,874	9,653
1.2.2 Civilian Temporary Hires	0	0	0	0	2,044	1,802	0	0	165	150	2,209	1,952
1.0 Personnel Sub-Total	0	0	0	0	12,710	10,351	0	0	1,373	1,254	14,083	11,605
2.1 Temporary Duty (TDY)/Additional Duty (TAD)	0	0	-22	1	45,465	22,593	0	0	5,823	4,205	51,266	26,799
2.2 Clothing and Other Personnel Equipment & Supplies	0	0	0	0	356	121	0	0	6	27	362	148
2.3 Medical Support/Health Services	0	0	0	0	1,146	293	0	0	518	2	1,664	295
2.5 Other Personnel Support	0	0	-456	720	5,914	1,374	0	0	0	0	5,458	2,094
2.0 Personnel Support Sub-Total	0	0	-478	721	52,881	24,381	0	0	6,347	4,234	58,750	29,336
3.1 Training	0	0	0	0	3,840	1,709	0	0	136	31	3,976	1,740
3.2 Operations (OPTEMPO) (Fuel, Other POL, Parts)	0	0	-7	309	20,772	6,207	0	0	6,478	480	27,243	6,996
3.3 Other Supplies & Equipment	0	0	-718	335	23,250	19,868	0	0	7,443	2,175	29,975	22,378
3.4 Facilities/Base Support	0	0	0	-25	59	353	0	0	0	0	59	328
3.5.1 Organization Level Maintenance	0	0	0	0	93	72	0	0	0	0	93	72
3.5.2 Intermediate Level Maintenance	0	0	0	0	282	143	0	0	7	0	289	143
3.5.3 Depot Level Maintenance	0	0	0	-1	12,684	33	0	0	0	0	12,684	32
3.5.4 Contractor Logistics Support	0	0	-61	23	72,982	204,089	0	0	16,591	1,064	89,512	205,176
3.5.6 MRAP Vehicles Equipment Maintenance	0	0	0	0	21,867	435	0	0	0	0	21,867	435
3.6 (C4I)	0	0	-2	2	28,424	23,666	0	0	4,968	5,713	33,390	29,381
3.7 Other Services and Miscellaneous Contracts	0	0	-13,497	-11,576	233,892	85,502	0	0	14,152	855	234,547	74,781
3.0 Operating Support Sub-Total	0	0	-14,285	-10,933	418,145	342,077	0	0	49,775	10,318	453,635	341,462
4.1 Airlift	0	0	-6	13	51,400	40,626	0	0	10,000	5,660	61,394	46,299
4.2 Sealift	0	0	0	-52	4,208	663	0	0	0	0	4,208	611
4.4 Port Handling/Inland Transportation	0	0	0	0	760	228	0	0	15	6	775	234
4.5 Other Transportation	0	0	-1	0	1,584	489	0	0	141	0	1,724	489

COST OF WAR
Operation and Maintenance (O&M) Summary Execution by Operation, Component, and Cost Breakdown Structure (CBS)
Fiscal Year 2007 - 2018
(Amounts in Thousands)
As of December 31, 2017

Component	Operation New Dawn (OND) / Post-OND Iraq Activities		Operation Enduring Freedom		Operation Freedom's Sentinel		Operation Noble Eagle		Operation Inherent Resolve		Summary	
	Obligations Year To Date	Disbursements Year To Date	Obligations Year To Date	Disbursements Year To Date	Obligations Year To Date	Disbursements Year To Date	Obligations Year To Date	Disbursements Year To Date	Obligations Year To Date	Disbursements Year To Date	Obligations Year To Date	Disbursements Year To Date
4.6 Second Destination Transportation	0	0	0	0	33	13	0	0	0	0	33	13
4.0 Transportation Sub-Total	0	0	-7	-39	57,985	42,019	0	0	10,156	5,666	68,134	47,646
7.2.1 Transportation Support	0	0	0	0	2,000	0	0	0	0	0	2,000	0
7.0 Other Support Sub-Total	0	0	0	0	2,000	0	0	0	0	0	2,000	0

COST OF WAR
Operation and Maintenance (O&M) Summary Execution by Operation, Component, Appropriation and Cost Breakdown Structure (CBS)
Fiscal Year 2007 - 2018
(Amounts in Thousands)
As of December 31, 2017

Component and Appropriation	Operation New Dawn (OND) / Post-OND Iraq Activities		Operation Enduring Freedom		Operation Freedom's Sentinel		Operation Noble Eagle		Operation Inherent Resolve		Summary	
	Obligations Year to Date	Disbursements Year to Date	Obligations Year to Date	Disbursements Year to Date	Obligations Year to Date	Disbursements Year to Date	Obligations Year to Date	Disbursements Year to Date	Obligations Year to Date	Disbursements Year to Date	Obligations Year to Date	Disbursements Year to Date
Grand Total	-745	6,902	-485,898	-334,488	5,632,983	4,168,680	7,453	3,756	789,620	574,503	5,943,413	4,419,353
Army Total	98	5,857	-129,408	8,050	2,708,930	1,551,787	5,246	1,414	329,109	111,707	2,913,975	1,678,815
Army Active Total	98	5,857	-129,330	8,050	2,688,025	1,548,207	5,246	1,414	329,109	111,707	2,893,148	1,675,235
Operation and Maintenance, Army												
1.2.1 Civilian Premium Pay	88	88	0	0	19,135	13,403	128	107	3,726	3,678	23,077	17,276
1.2.2 Civilian Temporary Hires	0	0	0	0	209	297	0	0	99	99	308	396
1.0 Personnel Sub-Total	88	88	0	0	19,344	13,700	128	107	3,825	3,777	23,385	17,672
2.1 Temporary Duty (TDY)/Additional Duty (TAD)	8	9	-5	12	73,129	25,164	1,155	896	12,469	4,381	86,756	30,462
2.2 Clothing and Other Personnel Equipment & Supplies	0	0	0	0	50,151	3	0	0	1,994	0	52,145	3
2.3 Medical Support/Health Services	0	0	0	0	11,391	5,017	0	0	1,745	580	13,136	5,597
2.5 Other Personnel Support	2	2	0	0	4,047	804	0	0	112,229	16,755	116,278	17,561
2.0 Personnel Support Sub-Total	10	11	-5	12	138,718	30,988	1,155	896	128,437	21,716	268,315	53,623
3.1 Training	0	0	-18	-1	127,591	3,788	11	0	0	0	127,584	3,787
3.1.0 Care-in-Store	0	0	0	0	5,924	0	0	0	0	0	5,924	0
3.2 Operations (OPTEMPO) (Fuel, Other POL, Parts)	0	0	0	0	176,811	79,432	217	88	46,639	18,307	223,667	97,827
3.3 Other Supplies & Equipment	0	0	0	0	164,396	65,013	41	24	23,244	6,360	187,681	71,397
3.4 Facilities/Base Support	0	0	0	0	87,465	10,215	1,359	186	22,858	414	111,682	10,815
3.5.1 Organization Level Maintenance	0	0	0	0	2,264	1,296	0	0	0	0	2,264	1,296
3.5.2 Intermediate Level Maintenance	0	0	0	0	30,324	1,040	0	0	0	0	30,324	1,040
3.5.3 Depot Level Maintenance	0	0	0	0	227,748	10,035	0	0	1,536	806	229,284	10,841
3.5.4 Contractor Logistics Support	0	0	-1,201	0	246,218	21,509	769	0	6,666	38	252,452	21,547
3.5.6 MRAP Vehicles Equipment Maintenance	0	0	0	0	9,000	573	0	0	0	0	9,000	573
3.6 (C4I)	0	5,758	-675	30	152,576	134,897	1,027	20	46,195	22,977	199,123	163,682
3.7 Other Services and Miscellaneous Contracts	0	0	-317	64	611,260	65,099	416	6	18,440	4,082	629,799	69,251
3.9 Psychological Operations (Information Operations)	0	0	0	0	32	0	0	0	0	0	32	0
3.0 Operating Support Sub-Total	0	5,758	-2,211	93	1,841,609	392,897	3,840	324	165,578	52,984	2,008,816	452,056
4.1 Airlift	0	0	0	0	775	0	0	0	0	0	775	0
4.4 Port Handling/Inland Transportation	0	0	-1	0	25,894	7,144	123	87	10,816	633	36,832	7,864
4.5 Other Transportation	0	0	0	0	1	0	0	0	0	0	1	0
4.6 Second Destination Transportation	0	0	0	0	129,119	38,092	0	0	1,000	0	130,119	38,092
4.0 Transportation Sub-Total	0	0	-1	0	155,789	45,236	123	87	11,816	633	167,727	45,956
7.4.1 Afghanistan (CERP)	0	0	0	0	371	283	0	0	0	0	371	283
7.6.1 Trainee Equip/Support	0	0	0	0	0	0	0	0	1	1	1	1
7.6.2 U.S. Trainer/Enabler	0	0	0	0	0	0	0	0	19,947	3,196	19,947	3,196
7.0 Other Support Sub-Total	0	0	0	0	371	283	0	0	19,948	3,197	20,319	3,480
Afghanistan Security Forces Fund, Army												
7.3.02 Defense Forces Sustainment	0	0	-90,449	0	355,065	680,910	0	0	0	0	264,616	680,910
7.3.03 Defense Forces Infrastructure	0	0	-2,400	0	-6,055	2,472	0	0	0	0	-8,455	2,472
7.3.04 Defense Forces Equipment and Transportation	0	0	0	0	31,830	62,733	0	0	0	0	31,830	62,733
7.3.05 Defense Forces Training and Operations	0	0	-45	0	190,481	180,279	0	0	0	0	190,436	180,279
7.3.07 Interior Forces Sustainment	0	0	-34,629	-3,009	-85,094	114,029	0	0	0	0	-119,723	111,020
7.3.08 Interior Forces Infrastructure	0	0	0	-3	-5,719	5,490	0	0	0	0	-5,719	5,487
7.3.09 Interior Forces Equipment	0	0	0	0	8,022	17,468	0	0	0	0	8,022	17,468
7.3.10 Interior Forces Training and Operations	0	0	-1	0	44,680	54,798	0	0	0	0	44,679	54,798
7.3.14 Detainee Operations Sustainment	0	0	0	0	-1,016	-3	0	0	0	0	-1,016	-3
7.3.20 Other	0	0	0	0	0	-53,073	0	0	0	0	0	-53,073
7.0 Other Support Sub-Total	0	0	-127,524	-3,012	532,194	1,065,103	0	0	0	0	404,670	1,062,091
Afghanistan Infrastructure Fund, Army												
7.5.1 Afghanistan Infrastructure Fund - Power	0	0	335	10,881	0	0	0	0	0	0	335	10,881
7.5.3 Afghanistan Infrastructure Fund - Water	0	0	76	76	0	0	0	0	0	0	76	76
7.0 Other Support Sub-Total	0	0	411	10,957	0	0	0	0	0	0	411	10,957
Iraq Train and Equip Fund												
7.7.1 Defense Forces	0	0	0	0	0	0	0	0	-495	29,400	-495	29,400
7.0 Other Support Sub-Total	0	0	0	0	0	0	0	0	-495	29,400	-495	29,400

COST OF WAR
Operation and Maintenance (O&M) Summary Execution by Operation, Component, Appropriation and Cost Breakdown Structure (CBS)
Fiscal Year 2007 - 2018
(Amounts in Thousands)
As of December 31, 2017

Component and Appropriation	Operation New Dawn (OND) / Post-OND Iraq Activities		Operation Enduring Freedom		Operation Freedom's Sentinel		Operation Noble Eagle		Operation Inherent Resolve		Summary	
	Obligations Year to Date	Disbursements Year to Date	Obligations Year to Date	Disbursements Year to Date	Obligations Year to Date	Disbursements Year to Date	Obligations Year to Date	Disbursements Year to Date	Obligations Year to Date	Disbursements Year to Date	Obligations Year to Date	Disbursements Year to Date
Army Reserve Total	0	0	0	0	3,497	1,380	0	0	0	0	3,497	1,380
Operation and Maintenance, Army Reserve												
2.1 Temporary Duty (TDY)/Additional Duty (TAD)	0	0	0	0	1,255	617	0	0	0	0	1,255	617
2.5 Other Personnel Support	0	0	0	0	587	0	0	0	0	0	587	0
2.0 Personnel Support Sub-Total	0	0	0	0	1,842	617	0	0	0	0	1,842	617
3.3 Other Supplies & Equipment	0	0	0	0	48	0	0	0	0	0	48	0
3.4 Facilities/Base Support	0	0	0	0	634	75	0	0	0	0	634	75
3.6 (C4I)	0	0	0	0	4	4	0	0	0	0	4	4
3.7 Other Services and Miscellaneous Contracts	0	0	0	0	296	31	0	0	0	0	296	31
3.0 Operating Support Sub-Total	0	0	0	0	982	110	0	0	0	0	982	110
4.4 Port Handling/Inland Transportation	0	0	0	0	673	653	0	0	0	0	673	653
4.0 Transportation Sub-Total	0	0	0	0	673	653	0	0	0	0	673	653
Army National Guard Total	0	0	-78	0	17,408	2,200	0	0	0	0	17,330	2,200
Operation and Maintenance, Army Natl Guard												
1.2.1 Civilian Premium Pay	0	0	0	0	13	11	0	0	0	0	13	11
1.0 Personnel Sub-Total	0	0	0	0	13	11	0	0	0	0	13	11
2.1 Temporary Duty (TDY)/Additional Duty (TAD)	0	0	0	0	18	7	0	0	0	0	18	7
2.2 Clothing and Other Personnel Equipment & Supplies	0	0	0	0	87	41	0	0	0	0	87	41
2.3 Medical Support/Health Services	0	0	0	0	145	1	0	0	0	0	145	1
2.4 Reserve Component Activation/Deactivation	0	0	0	0	1,818	923	0	0	0	0	1,818	923
2.5 Other Personnel Support	0	0	0	0	9	0	0	0	0	0	9	0
2.0 Personnel Support Sub-Total	0	0	0	0	2,077	972	0	0	0	0	2,077	972
3.1 Training	0	0	0	0	51	25	0	0	0	0	51	25
3.2 Operations (OPTEMPO) (Fuel, Other POL, Parts)	0	0	0	0	4,974	790	0	0	0	0	4,974	790
3.3 Other Supplies & Equipment	0	0	0	0	2,253	101	0	0	0	0	2,253	101
3.4 Facilities/Base Support	0	0	0	0	276	28	0	0	0	0	276	28
3.5.4 Contractor Logistics Support	0	0	0	0	129	0	0	0	0	0	129	0
3.6 (C4I)	0	0	0	0	1,336	217	0	0	0	0	1,336	217
3.7 Other Services and Miscellaneous Contracts	0	0	-78	0	6,081	0	0	0	0	0	6,003	0
3.0 Operating Support Sub-Total	0	0	-78	0	15,100	1,161	0	0	0	0	15,022	1,161
4.4 Port Handling/Inland Transportation	0	0	0	0	218	56	0	0	0	0	218	56
4.0 Transportation Sub-Total	0	0	0	0	218	56	0	0	0	0	218	56
Navy/Marine Corps Total	-2	951	-1,363	4,911	1,083,797	739,474	0	0	65,876	67,206	1,148,308	812,542
Navy Total	0	0	0	0	935,235	548,735	0	0	56,822	49,989	992,057	598,724
Navy Active Total	0	0	0	0	927,976	548,614	0	0	56,822	49,989	984,798	598,603
Operation and Maintenance, Navy												
1.2.1 Civilian Premium Pay	0	0	0	0	8,085	6,954	0	0	63	63	8,148	7,017
1.2.2 Civilian Temporary Hires	0	0	0	0	81	81	0	0	0	0	81	81
1.0 Personnel Sub-Total	0	0	0	0	8,166	7,035	0	0	63	63	8,229	7,098
2.1 Temporary Duty (TDY)/Additional Duty (TAD)	0	0	0	0	25,179	15,984	0	0	2,603	2,567	27,782	18,551
2.2 Clothing and Other Personnel Equipment & Supplies	0	0	0	0	1,139	563	0	0	0	0	1,139	563
2.3 Medical Support/Health Services	0	0	0	0	708	548	0	0	0	0	708	548
2.5 Other Personnel Support	0	0	0	0	659	42	0	0	0	0	659	42
2.0 Personnel Support Sub-Total	0	0	0	0	27,685	17,137	0	0	2,603	2,567	30,288	19,704
3.1 Training	0	0	0	0	7,134	4,346	0	0	0	0	7,134	4,346
3.2 Operations (OPTEMPO) (Fuel, Other POL, Parts)	0	0	0	0	201,554	168,503	0	0	47,894	44,840	249,448	213,343
3.3 Other Supplies & Equipment	0	0	0	0	80,791	53,182	0	0	223	23	81,014	53,205
3.4 Facilities/Base Support	0	0	0	0	35,038	326	0	0	0	0	35,038	326
3.5.1 Organization Level Maintenance	0	0	0	0	21,244	19,378	0	0	0	0	21,244	19,378
3.5.2 Intermediate Level Maintenance	0	0	0	0	11,647	4,641	0	0	0	0	11,647	4,641
3.5.3 Depot Level Maintenance	0	0	0	0	440,478	252,308	0	0	5,662	2,119	446,140	254,427
3.5.4 Contractor Logistics Support	0	0	0	0	1,444	13	0	0	0	0	1,444	13
3.6 (C4I)	0	0	0	0	6,897	5,230	0	0	0	0	6,897	5,230
3.7 Other Services and Miscellaneous Contracts	0	0	0	0	48,496	6,227	0	0	0	0	48,496	6,227

COST OF WAR
Operation and Maintenance (O&M) Summary Execution by Operation, Component, Appropriation and Cost Breakdown Structure (CBS)
Fiscal Year 2007 - 2018
(Amounts in Thousands)
As of December 31, 2017

Component and Appropriation	Operation New Dawn (OND) / Post-OND Iraq Activities		Operation Enduring Freedom		Operation Freedom's Sentinel		Operation Noble Eagle		Operation Inherent Resolve		Summary	
	Obligations Year to Date	Disbursements Year to Date	Obligations Year to Date	Disbursements Year to Date	Obligations Year to Date	Disbursements Year to Date	Obligations Year to Date	Disbursements Year to Date	Obligations Year to Date	Disbursements Year to Date	Obligations Year to Date	Disbursements Year to Date
3.0 Operating Support Sub-Total	0	0	0	0	854,723	514,154	0	0	53,779	46,982	908,502	561,136
4.1 Airlift	0	0	0	0	18,762	3,291	0	0	377	377	19,139	3,668
4.2 Sealift	0	0	0	0	15,648	6,883	0	0	0	0	15,648	6,883
4.4 Port Handling/Inland Transportation	0	0	0	0	2,000	0	0	0	0	0	2,000	0
4.5 Other Transportation	0	0	0	0	879	97	0	0	0	0	879	97
4.6 Second Destination Transportation	0	0	0	0	113	17	0	0	0	0	113	17
4.0 Transportation Sub-Total	0	0	0	0	37,402	10,288	0	0	377	377	37,779	10,665
Navy Reserve Total	0	0	0	0	7,259	121	0	0	0	0	7,259	121
Operation and Maintenance, Navy Reserve												
2.4 Reserve Component Activation/Deactivation	0	0	0	0	189	121	0	0	0	0	189	121
2.0 Personnel Support Sub-Total	0	0	0	0	189	121	0	0	0	0	189	121
3.3 Other Supplies & Equipment	0	0	0	0	1	0	0	0	0	0	1	0
3.5.3 Depot Level Maintenance	0	0	0	0	7,067	0	0	0	0	0	7,067	0
3.0 Operating Support Sub-Total	0	0	0	0	7,068	0	0	0	0	0	7,068	0
4.6 Second Destination Transportation	0	0	0	0	2	0	0	0	0	0	2	0
4.0 Transportation Sub-Total	0	0	0	0	2	0	0	0	0	0	2	0
Marine Corps Total	-2	951	-1,363	4,911	148,562	190,739	0	0	9,054	17,217	156,251	213,818
Marine Corps Active Total	-2	951	-1,363	4,814	147,745	190,127	0	0	9,054	17,217	155,434	213,109
Operation and Maintenance, Marine Corps												
1.2.1 Civilian Premium Pay	0	0	0	0	192	143	0	0	0	0	192	143
1.2.2 Civilian Temporary Hires	0	0	0	1	-1	-1	0	0	0	0	-1	0
1.0 Personnel Sub-Total	0	0	0	1	191	142	0	0	0	0	191	143
2.1 Temporary Duty (TDY)/Additional Duty (TAD)	0	0	-13	-10	21,414	10,732	0	0	2,233	331	23,634	11,053
2.2 Clothing and Other Personnel Equipment & Supplies	0	0	-1	14	8	599	0	0	0	0	7	613
2.3 Medical Support/Health Services	0	0	0	0	2,185	952	0	0	7	2	2,192	954
2.4 Reserve Component Activation/Deactivation	0	0	0	0	2	1	0	0	0	0	2	1
2.5 Other Personnel Support	0	0	0	0	1,925	1,055	0	0	2,042	445	3,967	1,500
2.0 Personnel Support Sub-Total	0	0	-14	4	25,534	13,339	0	0	4,282	778	29,802	14,121
3.1 Training	0	0	-2	1	2,077	5,669	0	0	513	0	2,588	5,670
3.2 Operations (OPTEMPO) (Fuel, Other POL, Parts)	0	0	-10	739	14,916	13,127	0	0	0	0	14,906	13,866
3.2.1 MRAP Vehicles Operation	0	0	0	0	2,615	267	0	0	0	0	2,615	267
3.3 Other Supplies & Equipment	0	0	-22	3	18,317	19,858	0	0	489	4	18,784	19,865
3.4 Facilities/Base Support	0	0	-4	0	2,034	22,494	0	0	0	0	2,030	22,494
3.5.1 Organization Level Maintenance	0	0	0	0	372	221	0	0	0	0	372	221
3.5.2 Intermediate Level Maintenance	0	0	-1	0	4,077	345	0	0	0	9,663	4,076	10,008
3.5.3 Depot Level Maintenance	-2	951	66	3,188	4,067	39,474	0	0	2,963	6,757	7,094	50,370
3.5.4 Contractor Logistics Support	0	0	0	555	646	17,766	0	0	0	0	646	18,321
3.5.6 MRAP Vehicles Equipment Maintenance	0	0	0	0	2,233	1,159	0	0	0	0	2,233	1,159
3.6 (C4I)	0	0	0	0	896	1,527	0	0	0	0	896	1,527
3.7 Other Services and Miscellaneous Contracts	0	0	-1,403	331	50,570	35,074	0	0	807	15	49,974	35,420
3.0 Operating Support Sub-Total	-2	951	-1,376	4,817	102,820	156,981	0	0	4,772	16,439	106,214	179,188
4.1 Airlift	0	0	0	0	4,419	87	0	0	0	0	4,419	87
4.4 Port Handling/Inland Transportation	0	0	0	0	214	48	0	0	0	0	214	48
4.5 Other Transportation	0	0	27	15	8,406	5,600	0	0	0	0	8,433	5,615
4.6 Second Destination Transportation	0	0	0	-23	5,263	12,970	0	0	0	0	5,263	12,947
4.8 Retrograde of Personnel and Equipment	0	0	0	0	898	960	0	0	0	0	898	960
4.0 Transportation Sub-Total	0	0	27	-8	19,200	19,665	0	0	0	0	19,227	19,657
Marine Corps Reserve Total	0	0	0	97	817	612	0	0	0	0	817	709
Operation and Maintenance, USMC Reserve												
2.1 Temporary Duty (TDY)/Additional Duty (TAD)	0	0	0	55	2	3	0	0	0	0	2	58
2.2 Clothing and Other Personnel Equipment & Supplies	0	0	0	0	1	1	0	0	0	0	1	1
2.4 Reserve Component Activation/Deactivation	0	0	0	0	1	0	0	0	0	0	1	0
2.0 Personnel Support Sub-Total	0	0	0	55	4	4	0	0	0	0	4	59

COST OF WAR
Operation and Maintenance (O&M) Summary Execution by Operation, Component, Appropriation and Cost Breakdown Structure (CBS)
Fiscal Year 2007 - 2018
(Amounts in Thousands)
As of December 31, 2017

Component and Appropriation	Operation New Dawn (OND) / Post-OND Iraq Activities		Operation Enduring Freedom		Operation Freedom's Sentinel		Operation Noble Eagle		Operation Inherent Resolve		Summary	
	Obligations Year to Date	Disbursements Year to Date	Obligations Year to Date	Disbursements Year to Date	Obligations Year to Date	Disbursements Year to Date	Obligations Year to Date	Disbursements Year to Date	Obligations Year to Date	Disbursements Year to Date	Obligations Year to Date	Disbursements Year to Date
3.1 Training	0	0	0	0	225	20	0	0	0	0	225	20
3.7 Other Services and Miscellaneous Contracts	0	0	0	42	588	588	0	0	0	0	588	630
3.0 Operating Support Sub-Total	0	0	0	42	813	608	0	0	0	0	813	650
Air Force Total	-841	94	-341,905	-341,573	1,211,066	1,381,068	2,207	2,342	324,470	371,421	1,194,997	1,413,352
Air Force Active Total	-841	94	-341,905	-341,573	1,208,741	1,378,064	2,207	2,342	324,470	371,421	1,192,672	1,410,348
Operation and Maintenance, Air Force												
1.2.2 Civilian Temporary Hires	1	1	2	3	10,118	10,714	1,074	1,219	948	996	12,143	12,933
1.0 Personnel Sub-Total	1	1	2	3	10,118	10,714	1,074	1,219	948	996	12,143	12,933
2.1 Temporary Duty (TDY)/Additional Duty (TAD)	-1	0	787	135	54,076	42,719	380	311	5,512	4,296	60,754	47,461
2.2 Clothing and Other Personnel Equipment & Supplies	0	0	0	0	484	1,321	0	0	0	0	484	1,321
2.3 Medical Support/Health Services	0	0	-1	-1	2,990	3,700	-14	43	-1,281	364	1,694	4,106
2.5 Other Personnel Support	0	0	-161	-1	2,113	14,840	0	0	12,610	417	14,562	15,256
2.7 Body Armor	0	0	0	0	0	-1,454	0	0	0	0	0	-1,454
2.0 Personnel Support Sub-Total	-1	0	625	133	59,663	61,126	366	354	16,841	5,077	77,494	66,690
3.1 Training	0	0	0	0	6,704	8,898	0	0	8	590	6,712	9,488
3.2 Operations (OPTEMPO) (Fuel, Other POL, Parts)	0	0	-3,500	-3,500	89,987	87,847	764	764	257,623	256,870	344,874	341,981
3.3 Other Supplies & Equipment	-250	2	-620	339	57,085	129,028	3	3	6,673	15,897	62,891	145,269
3.4 Facilities/Base Support	0	0	-728	819	30,032	51,192	2	2	3,192	8,074	32,496	60,087
3.5.3 Depot Level Maintenance	0	0	-338,531	-340,295	505,946	424,646	0	0	0	0	167,415	84,351
3.6 (C4I)	0	10	1,888	-38	121,686	241,011	0	0	136	11,400	123,710	252,383
3.7 Other Services and Miscellaneous Contracts	-591	76	-454	958	171,434	177,808	0	0	15,779	45,090	186,168	223,932
3.0 Operating Support Sub-Total	-841	88	-341,945	-341,717	982,874	1,120,430	767	769	283,411	337,921	924,266	1,117,491
4.1 Airlift	0	5	-72	9	121,105	163,736	0	0	19,769	25,850	140,802	189,600
4.2 Sealift	0	0	0	0	17	0	0	0	0	0	17	0
4.4 Port Handling/Inland Transportation	0	0	0	0	18,591	1,215	0	0	0	0	18,591	1,215
4.5 Other Transportation	0	0	-515	-1	15,945	20,387	0	0	3,538	1,559	18,968	21,945
4.8 Retrograde of Personnel and Equipment	0	0	0	0	428	456	0	0	1	1	429	457
4.0 Transportation Sub-Total	0	5	-587	8	156,086	185,794	0	0	23,308	27,410	178,807	213,217
7.6.2 U.S. Trainer/Enabler	0	0	0	0	0	0	0	0	-38	17	-38	17
7.0 Other Support Sub-Total	0	0	0	0	0	0	0	0	-38	17	-38	17
Air Force Reserve Total	0	0	0	0	1,616	2,796	0	0	0	0	1,616	2,796
Operation and Maintenance, Air Force Reserve												
2.1 Temporary Duty (TDY)/Additional Duty (TAD)	0	0	0	0	1,103	573	0	0	0	0	1,103	573
2.0 Personnel Support Sub-Total	0	0	0	0	1,103	573	0	0	0	0	1,103	573
3.3 Other Supplies & Equipment	0	0	0	0	52	59	0	0	0	0	52	59
3.4 Facilities/Base Support	0	0	0	0	461	117	0	0	0	0	461	117
3.5.3 Depot Level Maintenance	0	0	0	0	0	2,047	0	0	0	0	0	2,047
3.0 Operating Support Sub-Total	0	0	0	0	513	2,223	0	0	0	0	513	2,223
Air Force National Guard Total	0	0	0	0	709	208	0	0	0	0	709	208
Operation and Maintenance, Air Nat'l Guard												
2.1 Temporary Duty (TDY)/Additional Duty (TAD)	0	0	0	0	54	20	0	0	0	0	54	20
2.0 Personnel Support Sub-Total	0	0	0	0	54	20	0	0	0	0	54	20
3.3 Other Supplies & Equipment	0	0	0	0	263	111	0	0	0	0	263	111
3.4 Facilities/Base Support	0	0	0	0	54	30	0	0	0	0	54	30
3.6 (C4I)	0	0	0	0	2	0	0	0	0	0	2	0
3.7 Other Services and Miscellaneous Contracts	0	0	0	0	336	47	0	0	0	0	336	47
3.0 Operating Support Sub-Total	0	0	0	0	655	188	0	0	0	0	655	188
Defense Health Program Total	0	0	1,548	4,375	84,198	76,252	0	0	0	0	85,746	80,627
Defense Health Program, Defense												
2.3 Medical Support/Health Services	0	0	1,548	4,375	84,198	76,252	0	0	0	0	85,746	80,627
2.0 Personnel Support Sub-Total	0	0	1,548	4,375	84,198	76,252	0	0	0	0	85,746	80,627

COST OF WAR
Operation and Maintenance (O&M) Summary Execution by Operation, Component, Appropriation and Cost Breakdown Structure (CBS)
Fiscal Year 2007 - 2018
(Amounts in Thousands)
As of December 31, 2017

Component and Appropriation	Operation New Dawn (OND) / Post-OND Iraq Activities		Operation Enduring Freedom		Operation Freedom's Sentinel		Operation Noble Eagle		Operation Inherent Resolve		Summary	
	Obligations Year to Date	Disbursements Year to Date	Obligations Year to Date	Disbursements Year to Date	Obligations Year to Date	Disbursements Year to Date	Obligations Year to Date	Disbursements Year to Date	Obligations Year to Date	Disbursements Year to Date	Obligations Year to Date	Disbursements Year to Date
DODIG Total	0	0	0	0	1,271	1,271	0	0	2,514	2,697	3,785	3,968
Office of the Inspector General, Defense												
1.2.1 Civilian Premium Pay	0	0	0	0	219	219	0	0	389	389	608	608
1.2.2 Civilian Temporary Hires	0	0	0	0	1,000	1,001	0	0	1,859	1,858	2,859	2,859
1.0 Personnel Sub-Total	0	0	0	0	1,219	1,220	0	0	2,248	2,247	3,467	3,467
2.1 Temporary Duty (TDY)/Additional Duty (TAD)	0	0	0	0	51	32	0	0	266	312	317	344
2.2 Clothing and Other Personnel Equipment & Supplies	0	0	0	0	0	0	0	0	0	52	0	52
2.0 Personnel Support Sub-Total	0	0	0	0	51	32	0	0	266	364	317	396
3.3 Other Supplies & Equipment	0	0	0	0	1	1	0	0	0	0	1	1
3.6 (C4I)	0	0	0	0	0	0	0	0	0	7	0	7
3.7 Other Services and Miscellaneous Contracts	0	0	0	0	0	18	0	0	0	79	0	97
3.0 Operating Support Sub-Total	0	0	0	0	1	19	0	0	0	86	1	105
Defense Agency Total	0	0	-14,770	-10,251	543,721	418,828	0	0	67,651	21,472	596,602	430,049
Operation and Maintenance, Defense-Wide												
1.2.1 Civilian Premium Pay	0	0	0	0	10,666	8,549	0	0	1,208	1,104	11,874	9,653
1.2.2 Civilian Temporary Hires	0	0	0	0	2,044	1,802	0	0	165	150	2,209	1,952
1.0 Personnel Sub-Total	0	0	0	0	12,710	10,351	0	0	1,373	1,254	14,083	11,605
2.1 Temporary Duty (TDY)/Additional Duty (TAD)	0	0	-22	1	45,465	22,593	0	0	5,823	4,205	51,266	26,799
2.2 Clothing and Other Personnel Equipment & Supplies	0	0	0	0	356	121	0	0	6	27	362	148
2.3 Medical Support/Health Services	0	0	0	0	1,146	293	0	0	518	2	1,664	295
2.5 Other Personnel Support	0	0	-456	720	5,914	1,374	0	0	0	0	5,458	2,094
2.0 Personnel Support Sub-Total	0	0	-478	721	52,881	24,381	0	0	6,347	4,234	58,750	29,336
3.1 Training	0	0	0	0	3,840	1,709	0	0	136	31	3,976	1,740
3.2 Operations (OPTEMPO) (Fuel, Other POL, Parts)	0	0	-7	309	20,772	6,207	0	0	6,478	480	27,243	6,996
3.3 Other Supplies & Equipment	0	0	-718	335	23,250	19,868	0	0	7,443	2,175	29,975	22,378
3.4 Facilities/Base Support	0	0	0	-25	59	353	0	0	0	0	59	328
3.5.1 Organization Level Maintenance	0	0	0	0	93	72	0	0	0	0	93	72
3.5.2 Intermediate Level Maintenance	0	0	0	0	282	143	0	0	7	0	289	143
3.5.3 Depot Level Maintenance	0	0	0	-1	12,684	33	0	0	0	0	12,684	32
3.5.4 Contractor Logistics Support	0	0	-61	23	72,982	204,089	0	0	16,591	1,064	89,512	205,176
3.5.6 MRAP Vehicles Equipment Maintenance	0	0	0	0	21,867	435	0	0	0	0	21,867	435
3.6 (C4I)	0	0	-2	2	28,424	23,666	0	0	4,968	5,713	33,390	29,381
3.7 Other Services and Miscellaneous Contracts	0	0	-13,497	-11,576	233,892	85,502	0	0	14,152	855	234,547	74,781
3.0 Operating Support Sub-Total	0	0	-14,285	-10,933	418,145	342,077	0	0	49,775	10,318	453,635	341,462
4.1 Airlift	0	0	-6	13	51,400	40,626	0	0	10,000	5,660	61,394	46,299
4.2 Sealift	0	0	0	-52	4,208	663	0	0	0	0	4,208	611
4.4 Port Handling/Inland Transportation	0	0	0	0	760	228	0	0	15	6	775	234
4.5 Other Transportation	0	0	-1	0	1,584	489	0	0	141	0	1,724	489
4.6 Second Destination Transportation	0	0	0	0	33	13	0	0	0	0	33	13
4.0 Transportation Sub-Total	0	0	-7	-39	57,985	42,019	0	0	10,156	5,666	68,134	47,646
7.2.1 Transportation Support	0	0	0	0	2,000	0	0	0	0	0	2,000	0
7.0 Other Support Sub-Total	0	0	0	0	2,000	0	0	0	0	0	2,000	0

COST OF WAR
Operation and Maintenance (O&M) Summary Execution by Operation and Cost Breakdown Structure (CBS)
Beginning Fiscal Year - 2018
(Amounts in Thousands)
As of December 31, 2017

CBS Summary	Operation New Dawn (OND) / Post-OND Iraq Activities		Operation Enduring Freedom		Operation Freedom's Sentinel		Operation Noble Eagle		Operation Inherent Resolve		Summary	
	Obligations Year to Date	Disbursements Year to Date	Obligations Year to Date	Disbursements Year to Date	Obligations Year to Date	Disbursements Year to Date	Obligations Year to Date	Disbursements Year to Date	Obligations Year to Date	Disbursements Year to Date	Obligations Year to Date	Disbursements Year to Date
O&M CBS Summary Total	0	0	0	0	5,556,351	1,785,637	9,753	5,749	799,015	399,641	6,365,119	2,191,027
1.0 Personnel Costs	0	0	0	0	52,242	42,560	1,127	1,106	8,474	8,295	61,843	51,961
2.0 Personnel Support Costs	0	0	0	0	392,156	154,520	1,522	1,091	158,758	27,388	552,436	182,999
3.0 Operating Support Costs	0	0	0	0	4,258,819	1,046,170	6,981	3,465	563,059	345,615	4,828,859	1,395,250
4.0 Transportation Costs	0	0	0	0	445,824	164,377	123	87	48,762	15,134	494,709	179,598
7.0 Other Support Costs	0	0	0	0	407,310	378,010	0	0	19,962	3,209	427,272	381,219
1.2.1 Civilian Premium Pay	0	0	0	0	38,252	29,123	128	107	5,355	5,203	43,735	34,433
1.2.2 Civilian Temporary Hires	0	0	0	0	13,990	13,437	999	999	3,119	3,092	18,108	17,528
1.0 Personnel Sub-Total	0	0	0	0	52,242	42,560	1,127	1,106	8,474	8,295	61,843	51,961
2.1 Temporary Duty (TDY)/Additional Duty (TAD)	0	0	0	0	221,776	80,496	1,522	1,091	27,239	9,350	250,537	90,937
2.2 Clothing and Other Personnel Equipment & Supplies	0	0	0	0	52,246	1,142	0	0	1,995	1	54,241	1,143
2.3 Medical Support/Health Services	0	0	0	0	100,399	70,072	0	0	2,643	833	103,042	70,905
2.4 Reserve Component Activation/Deactivation	0	0	0	0	2,009	1,044	0	0	0	0	2,009	1,044
2.5 Other Personnel Support	0	0	0	0	15,726	1,766	0	0	126,881	17,204	142,607	18,970
2.0 Personnel Support Sub-Total	0	0	0	0	392,156	154,520	1,522	1,091	158,758	27,388	552,436	182,999
3.1 Training	0	0	0	0	147,747	9,739	11	0	657	0	148,415	9,739
3.1.0 Care-in-Store	0	0	0	0	5,924	0	0	0	0	0	5,924	0
3.2 Operations (OPTEMPO) (Fuel, Other POL, Parts)	0	0	0	0	508,560	349,868	3,355	3,226	358,527	320,352	870,442	673,446
3.2.1 MRAP Vehicles Operation	0	0	0	0	2,615	123	0	0	0	0	2,615	123
3.3 Other Supplies & Equipment	0	0	0	0	346,802	146,618	44	27	42,775	11,492	389,621	158,137
3.4 Facilities/Base Support	0	0	0	0	168,774	16,461	1,359	186	26,019	463	196,152	17,110
3.5.1 Organization Level Maintenance	0	0	0	0	23,973	20,808	0	0	0	0	23,973	20,808
3.5.2 Intermediate Level Maintenance	0	0	0	0	46,330	6,169	0	0	7	0	46,337	6,169
3.5.3 Depot Level Maintenance	0	0	0	0	1,208,637	305,862	0	0	10,161	2,925	1,218,798	308,787
3.5.4 Contractor Logistics Support	0	0	0	0	322,840	25,668	769	0	23,257	1,102	346,866	26,770
3.5.6 MRAP Vehicles Equipment Maintenance	0	0	0	0	33,103	1,335	0	0	0	0	33,103	1,335
3.6 (C4I)	0	0	0	0	312,149	52,648	1,027	20	51,483	4,231	364,659	56,899
3.7 Other Services and Miscellaneous Contracts	0	0	0	0	1,131,333	110,871	416	6	50,173	5,050	1,181,922	115,927
3.9 Psychological Operations (Information Operations)	0	0	0	0	32	0	0	0	0	0	32	0
3.0 Operating Support Sub-Total	0	0	0	0	4,258,819	1,046,170	6,981	3,465	563,059	345,615	4,828,859	1,395,250
4.1 Airlift	0	0	0	0	199,535	103,122	0	0	33,488	13,930	233,023	117,052
4.2 Sealift	0	0	0	0	19,868	6,883	0	0	0	0	19,868	6,883
4.4 Port Handling/Inland Transportation	0	0	0	0	48,324	9,312	123	87	10,831	639	59,278	10,038
4.5 Other Transportation	0	0	0	0	27,724	9,638	0	0	3,442	564	31,166	10,202
4.6 Second Destination Transportation	0	0	0	0	149,819	35,098	0	0	1,000	0	150,819	35,098
4.8 Retrograde of Personnel and Equipment	0	0	0	0	554	324	0	0	1	1	555	325
4.0 Transportation Sub-Total	0	0	0	0	445,824	164,377	123	87	48,762	15,134	494,709	179,598
7.2.1 Transportation Support	0	0	0	0	2,000	0	0	0	0	0	2,000	0
7.3.02 Defense Forces Sustainment	0	0	0	0	342,321	333,528	0	0	0	0	342,321	333,528
7.3.03 Defense Forces Infrastructure	0	0	0	0	2,017	0	0	0	0	0	2,017	0
7.3.05 Defense Forces Training and Operations	0	0	0	0	18,074	4,455	0	0	0	0	18,074	4,455
7.3.07 Interior Forces Sustainment	0	0	0	0	14,517	11,754	0	0	0	0	14,517	11,754
7.3.08 Interior Forces Infrastructure	0	0	0	0	20	0	0	0	0	0	20	0
7.3.10 Interior Forces Training and Operations	0	0	0	0	27,990	27,990	0	0	0	0	27,990	27,990
7.4.1 Afghanistan (CERP)	0	0	0	0	371	283	0	0	0	0	371	283
7.6.1 Trainee Equip/Support	0	0	0	0	0	0	0	0	1	1	1	1
7.6.2 U.S. Trainer/Enabler	0	0	0	0	0	0	0	0	19,961	3,208	19,961	3,208
7.0 Other Support Sub-Total	0	0	0	0	407,310	378,010	0	0	19,962	3,209	427,272	381,219

COST OF WAR
Operation and Maintenance (O&M) Summary Execution by Operation, Component, and Cost Breakdown Structure (CBS)
Beginning Fiscal Year - 2018
(Amounts in Thousands)
As of December 31, 2017

Component	Operation New Dawn (OND) / Post-OND Iraq Activities		Operation Enduring Freedom		Operation Freedom's Sentinel		Operation Noble Eagle		Operation Inherent Resolve		Summary	
	Obligations Year To Date	Disbursements Year To Date	Obligations Year To Date	Disbursements Year To Date	Obligations Year To Date	Disbursements Year To Date	Obligations Year To Date	Disbursements Year To Date	Obligations Year To Date	Disbursements Year To Date	Obligations Year To Date	Disbursements Year To Date
Grand Total	0	0	0	0	5,556,351	1,785,637	9,753	5,749	799,015	399,641	6,365,119	2,191,027
Army Total	0	0	0	0	2,580,830	712,698	5,246	1,414	328,886	59,855	2,914,962	773,967
1.2.1 Civilian Premium Pay	0	0	0	0	19,157	13,391	128	107	3,695	3,647	22,980	17,145
1.2.2 Civilian Temporary Hires	0	0	0	0	213	213	0	0	99	99	312	312
1.0 Personnel Sub-Total	0	0	0	0	19,370	13,604	128	107	3,794	3,746	23,292	17,457
2.1 Temporary Duty (TDY)/Additional Duty (TAD)	0	0	0	0	76,495	17,314	1,155	896	11,659	1,188	89,309	19,398
2.2 Clothing and Other Personnel Equipment & Supplies	0	0	0	0	50,238	44	0	0	1,994	0	52,232	44
2.3 Medical Support/Health Services	0	0	0	0	11,536	5,018	0	0	1,745	580	13,281	5,598
2.4 Reserve Component Activation/Deactivation	0	0	0	0	1,818	923	0	0	0	0	1,818	923
2.5 Other Personnel Support	0	0	0	0	4,643	776	0	0	112,229	16,754	116,872	17,530
2.0 Personnel Support Sub-Total	0	0	0	0	144,730	24,075	1,155	896	127,627	18,522	273,512	43,493
3.1 Training	0	0	0	0	127,677	3,769	11	0	0	0	127,688	3,769
3.1.0 Care-in-Store	0	0	0	0	5,924	0	0	0	0	0	5,924	0
3.2 Operations (OPTEMPO) (Fuel, Other POL, Parts)	0	0	0	0	181,785	80,222	217	88	46,639	18,307	228,641	98,617
3.3 Other Supplies & Equipment	0	0	0	0	150,526	48,954	41	24	23,244	6,360	173,811	55,338
3.4 Facilities/Base Support	0	0	0	0	97,163	2,681	1,359	186	22,858	414	121,380	3,281
3.5.1 Organization Level Maintenance	0	0	0	0	2,264	1,137	0	0	0	0	2,264	1,137
3.5.2 Intermediate Level Maintenance	0	0	0	0	30,324	1,040	0	0	0	0	30,324	1,040
3.5.3 Depot Level Maintenance	0	0	0	0	227,748	10,035	0	0	1,536	806	229,284	10,841
3.5.4 Contractor Logistics Support	0	0	0	0	246,347	21,671	769	0	6,666	38	253,782	21,709
3.5.6 MRAP Vehicles Equipment Maintenance	0	0	0	0	9,000	573	0	0	0	0	9,000	573
3.6 (C4I)	0	0	0	0	150,424	23,156	1,027	20	46,315	3,813	197,766	26,989
3.7 Other Services and Miscellaneous Contracts	0	0	0	0	608,978	60,844	416	6	18,443	4,019	627,837	64,869
3.9 Psychological Operations (Information Operations)	0	0	0	0	32	0	0	0	0	0	32	0
3.0 Operating Support Sub-Total	0	0	0	0	1,838,192	254,082	3,840	324	165,701	33,757	2,007,733	288,163
4.1 Airlift	0	0	0	0	775	0	0	0	0	0	775	0
4.4 Port Handling/Inland Transportation	0	0	0	0	26,781	7,846	123	87	10,816	633	37,720	8,566
4.5 Other Transportation	0	0	0	0	1	0	0	0	0	0	1	0
4.6 Second Destination Transportation	0	0	0	0	145,671	35,081	0	0	1,000	0	146,671	35,081
4.0 Transportation Sub-Total	0	0	0	0	173,228	42,927	123	87	11,816	633	185,167	43,647
7.3.02 Defense Forces Sustainment	0	0	0	0	342,321	333,528	0	0	0	0	342,321	333,528
7.3.03 Defense Forces Infrastructure	0	0	0	0	2,017	0	0	0	0	0	2,017	0
7.3.05 Defense Forces Training and Operations	0	0	0	0	18,074	4,455	0	0	0	0	18,074	4,455
7.3.07 Interior Forces Sustainment	0	0	0	0	14,517	11,754	0	0	0	0	14,517	11,754
7.3.08 Interior Forces Infrastructure	0	0	0	0	20	0	0	0	0	0	20	0
7.3.10 Interior Forces Training and Operations	0	0	0	0	27,990	27,990	0	0	0	0	27,990	27,990
7.4.1 Afghanistan (CERP)	0	0	0	0	371	283	0	0	0	0	371	283
7.6.1 Trainee Equip/Support	0	0	0	0	0	0	0	0	1	1	1	1
7.6.2 U.S. Trainer/Enabler	0	0	0	0	0	0	0	0	19,947	3,196	19,947	3,196
7.0 Other Support Sub-Total	0	0	0	0	405,310	378,010	0	0	19,948	3,197	425,258	381,207
Navy/Marine Corps Total	0	0	0	0	1,086,854	593,425	0	0	65,876	50,786	1,152,730	644,211
Navy Total	0	0	0	0	935,235	548,735	0	0	56,822	49,989	992,057	598,724
1.2.1 Civilian Premium Pay	0	0	0	0	8,085	6,954	0	0	63	63	8,148	7,017
1.2.2 Civilian Temporary Hires	0	0	0	0	81	81	0	0	0	0	81	81
1.0 Personnel Sub-Total	0	0	0	0	8,166	7,035	0	0	63	63	8,229	7,098
2.1 Temporary Duty (TDY)/Additional Duty (TAD)	0	0	0	0	25,179	15,984	0	0	2,603	2,567	27,782	18,551
2.2 Clothing and Other Personnel Equipment & Supplies	0	0	0	0	1,139	563	0	0	0	0	1,139	563
2.3 Medical Support/Health Services	0	0	0	0	708	548	0	0	0	0	708	548
2.4 Reserve Component Activation/Deactivation	0	0	0	0	189	121	0	0	0	0	189	121
2.5 Other Personnel Support	0	0	0	0	659	42	0	0	0	0	659	42
2.0 Personnel Support Sub-Total	0	0	0	0	27,874	17,258	0	0	2,603	2,567	30,477	19,825
3.1 Training	0	0	0	0	7,134	4,346	0	0	0	0	7,134	4,346
3.2 Operations (OPTEMPO) (Fuel, Other POL, Parts)	0	0	0	0	201,554	168,503	0	0	47,894	44,840	249,448	213,343
3.3 Other Supplies & Equipment	0	0	0	0	80,792	53,182	0	0	223	23	81,015	53,205
3.4 Facilities/Base Support	0	0	0	0	35,038	326	0	0	0	0	35,038	326
3.5.1 Organization Level Maintenance	0	0	0	0	21,244	19,378	0	0	0	0	21,244	19,378

COST OF WAR
Operation and Maintenance (O&M) Summary Execution by Operation, Component, and Cost Breakdown Structure (CBS)
Beginning Fiscal Year - 2018
(Amounts in Thousands)
As of December 31, 2017

Component	Operation New Dawn (OND) / Post-OND Iraq Activities		Operation Enduring Freedom		Operation Freedom's Sentinel		Operation Noble Eagle		Operation Inherent Resolve		Summary	
	Obligations Year To Date	Disbursements Year To Date	Obligations Year To Date	Disbursements Year To Date	Obligations Year To Date	Disbursements Year To Date	Obligations Year To Date	Disbursements Year To Date	Obligations Year To Date	Disbursements Year To Date	Obligations Year To Date	Disbursements Year To Date
3.5.2 Intermediate Level Maintenance	0	0	0	0	11,647	4,641	0	0	0	0	11,647	4,641
3.5.3 Depot Level Maintenance	0	0	0	0	447,545	252,308	0	0	5,662	2,119	453,207	254,427
3.5.4 Contractor Logistics Support	0	0	0	0	1,444	13	0	0	0	0	1,444	13
3.6 (C4I)	0	0	0	0	6,897	5,230	0	0	0	0	6,897	5,230
3.7 Other Services and Miscellaneous Contracts	0	0	0	0	48,496	6,227	0	0	0	0	48,496	6,227
3.0 Operating Support Sub-Total	0	0	0	0	861,791	514,154	0	0	53,779	46,982	915,570	561,136
4.1 Airlift	0	0	0	0	18,762	3,291	0	0	377	377	19,139	3,668
4.2 Sealift	0	0	0	0	15,648	6,883	0	0	0	0	15,648	6,883
4.4 Port Handling/Inland Transportation	0	0	0	0	2,000	0	0	0	0	0	2,000	0
4.5 Other Transportation	0	0	0	0	879	97	0	0	0	0	879	97
4.6 Second Destination Transportation	0	0	0	0	115	17	0	0	0	0	115	17
4.0 Transportation Sub-Total	0	0	0	0	37,404	10,288	0	0	377	377	37,781	10,665
Marine Corps Total	0	0	0	0	151,619	44,690	0	0	9,054	797	160,673	45,487
1.2.1 Civilian Premium Pay	0	0	0	0	152	103	0	0	0	0	152	103
1.0 Personnel Sub-Total	0	0	0	0	152	103	0	0	0	0	152	103
2.1 Temporary Duty (TDY)/Additional Duty (TAD)	0	0	0	0	21,550	10,051	0	0	2,233	331	23,783	10,382
2.2 Clothing and Other Personnel Equipment & Supplies	0	0	0	0	28	17	0	0	0	0	28	17
2.3 Medical Support/Health Services	0	0	0	0	2,165	866	0	0	7	2	2,172	868
2.4 Reserve Component Activation/Deactivation	0	0	0	0	2	0	0	0	0	0	2	0
2.5 Other Personnel Support	0	0	0	0	1,972	863	0	0	2,042	445	4,014	1,308
2.0 Personnel Support Sub-Total	0	0	0	0	25,717	11,797	0	0	4,282	778	29,999	12,575
3.1 Training	0	0	0	0	2,300	231	0	0	513	0	2,813	231
3.2 Operations (OPTEMPO) (Fuel, Other POL, Parts)	0	0	0	0	14,901	8,695	0	0	0	0	14,901	8,695
3.2.1 MRAP Vehicles Operation	0	0	0	0	2,615	123	0	0	0	0	2,615	123
3.3 Other Supplies & Equipment	0	0	0	0	20,798	10,064	0	0	489	4	21,287	10,068
3.4 Facilities/Base Support	0	0	0	0	2,414	88	0	0	0	0	2,414	88
3.5.1 Organization Level Maintenance	0	0	0	0	372	221	0	0	0	0	372	221
3.5.2 Intermediate Level Maintenance	0	0	0	0	4,077	345	0	0	0	0	4,077	345
3.5.3 Depot Level Maintenance	0	0	0	0	5,350	219	0	0	2,963	0	8,313	219
3.5.4 Contractor Logistics Support	0	0	0	0	858	0	0	0	0	0	858	0
3.5.6 MRAP Vehicles Equipment Maintenance	0	0	0	0	2,236	327	0	0	0	0	2,236	327
3.6 (C4I)	0	0	0	0	932	122	0	0	0	0	932	122
3.7 Other Services and Miscellaneous Contracts	0	0	0	0	51,922	6,705	0	0	807	15	52,729	6,720
3.0 Operating Support Sub-Total	0	0	0	0	108,775	27,140	0	0	4,772	19	113,547	27,159
4.1 Airlift	0	0	0	0	4,419	87	0	0	0	0	4,419	87
4.4 Port Handling/Inland Transportation	0	0	0	0	214	48	0	0	0	0	214	48
4.5 Other Transportation	0	0	0	0	8,318	5,512	0	0	0	0	8,318	5,512
4.6 Second Destination Transportation	0	0	0	0	4,000	0	0	0	0	0	4,000	0
4.8 Retrograde of Personnel and Equipment	0	0	0	0	24	3	0	0	0	0	24	3
4.0 Transportation Sub-Total	0	0	0	0	16,975	5,650	0	0	0	0	16,975	5,650
Air Force Total	0	0	0	0	1,257,091	340,397	4,507	4,335	334,754	272,899	1,596,352	617,631
1.2.2 Civilian Temporary Hires	0	0	0	0	10,661	10,339	999	999	1,003	991	12,663	12,329
1.0 Personnel Sub-Total	0	0	0	0	10,661	10,339	999	999	1,003	991	12,663	12,329
2.1 Temporary Duty (TDY)/Additional Duty (TAD)	0	0	0	0	53,732	20,148	367	195	5,200	1,706	59,299	22,049
2.2 Clothing and Other Personnel Equipment & Supplies	0	0	0	0	485	397	0	0	0	0	485	397
2.3 Medical Support/Health Services	0	0	0	0	3,055	1,705	0	0	373	249	3,428	1,954
2.5 Other Personnel Support	0	0	0	0	2,552	85	0	0	12,610	5	15,162	90
2.0 Personnel Support Sub-Total	0	0	0	0	59,824	22,335	367	195	18,183	1,960	78,374	24,490
3.1 Training	0	0	0	0	6,704	297	0	0	8	0	6,712	297
3.2 Operations (OPTEMPO) (Fuel, Other POL, Parts)	0	0	0	0	88,552	87,630	3,138	3,138	257,516	256,725	349,206	347,493
3.3 Other Supplies & Equipment	0	0	0	0	71,452	29,161	3	3	11,485	4,476	82,940	33,640
3.4 Facilities/Base Support	0	0	0	0	34,100	13,366	0	0	3,161	49	37,261	13,415
3.5.3 Depot Level Maintenance	0	0	0	0	515,310	43,267	0	0	0	0	515,310	43,267
3.6 (C4I)	0	0	0	0	125,671	23,058	0	0	200	8	125,871	23,066
3.7 Other Services and Miscellaneous Contracts	0	0	0	0	184,724	16,429	0	0	16,771	220	201,495	16,649
3.0 Operating Support Sub-Total	0	0	0	0	1,026,513	213,208	3,141	3,141	289,141	261,478	1,318,795	477,827

COST OF WAR
Operation and Maintenance (O&M) Summary Execution by Operation, Component, and Cost Breakdown Structure (CBS)
Beginning Fiscal Year - 2018
(Amounts in Thousands)
As of December 31, 2017

Component	Operation New Dawn (OND) / Post-OND Iraq Activities		Operation Enduring Freedom		Operation Freedom's Sentinel		Operation Noble Eagle		Operation Inherent Resolve		Summary	
	Obligations Year To Date	Disbursements Year To Date	Obligations Year To Date	Disbursements Year To Date	Obligations Year To Date	Disbursements Year To Date	Obligations Year To Date	Disbursements Year To Date	Obligations Year To Date	Disbursements Year To Date	Obligations Year To Date	Disbursements Year To Date
4.1 Airlift	0	0	0	0	123,986	89,263	0	0	23,111	7,893	147,097	97,156
4.2 Sealift	0	0	0	0	20	0	0	0	0	0	20	0
4.4 Port Handling/Inland Transportation	0	0	0	0	18,591	1,215	0	0	0	0	18,591	1,215
4.5 Other Transportation	0	0	0	0	16,966	3,716	0	0	3,301	564	20,267	4,280
4.8 Retrograde of Personnel and Equipment	0	0	0	0	530	321	0	0	1	1	531	322
4.0 Transportation Sub-Total	0	0	0	0	160,093	94,515	0	0	26,413	8,458	186,506	102,973
7.6.2 U.S. Trainer/Enabler	0	0	0	0	0	0	0	0	14	12	14	12
7.0 Other Support Sub-Total	0	0	0	0	0	0	0	0	14	12	14	12
Defense Health Program Total	0	0	0	0	81,743	61,904	0	0	0	0	81,743	61,904
2.3 Medical Support/Health Services	0	0	0	0	81,743	61,904	0	0	0	0	81,743	61,904
2.0 Personnel Support Sub-Total	0	0	0	0	81,743	61,904	0	0	0	0	81,743	61,904
DODIG Total	0	0	0	0	1,257	1,233	0	0	2,497	2,454	3,754	3,687
1.2.1 Civilian Premium Pay	0	0	0	0	219	219	0	0	389	389	608	608
1.2.2 Civilian Temporary Hires	0	0	0	0	997	997	0	0	1,852	1,852	2,849	2,849
1.0 Personnel Sub-Total	0	0	0	0	1,216	1,216	0	0	2,241	2,241	3,457	3,457
2.1 Temporary Duty (TDY)/Additional Duty (TAD)	0	0	0	0	40	16	0	0	256	213	296	229
2.0 Personnel Support Sub-Total	0	0	0	0	40	16	0	0	256	213	296	229
3.3 Other Supplies & Equipment	0	0	0	0	1	1	0	0	0	0	1	1
3.0 Operating Support Sub-Total	0	0	0	0	1	1	0	0	0	0	1	1
Defense Agency Total	0	0	0	0	548,576	75,980	0	0	67,002	13,647	615,578	89,627
1.2.1 Civilian Premium Pay	0	0	0	0	10,639	8,456	0	0	1,208	1,104	11,847	9,560
1.2.2 Civilian Temporary Hires	0	0	0	0	2,038	1,807	0	0	165	150	2,203	1,957
1.0 Personnel Sub-Total	0	0	0	0	12,677	10,263	0	0	1,373	1,254	14,050	11,517
2.1 Temporary Duty (TDY)/Additional Duty (TAD)	0	0	0	0	44,780	16,983	0	0	5,288	3,345	50,068	20,328
2.2 Clothing and Other Personnel Equipment & Supplies	0	0	0	0	356	121	0	0	1	1	357	122
2.3 Medical Support/Health Services	0	0	0	0	1,192	31	0	0	518	2	1,710	33
2.5 Other Personnel Support	0	0	0	0	5,900	0	0	0	0	0	5,900	0
2.0 Personnel Support Sub-Total	0	0	0	0	52,228	17,135	0	0	5,807	3,348	58,035	20,483
3.1 Training	0	0	0	0	3,932	1,096	0	0	136	0	4,068	1,096
3.2 Operations (OPTEMPO) (Fuel, Other POL, Parts)	0	0	0	0	21,768	4,818	0	0	6,478	480	28,246	5,298
3.3 Other Supplies & Equipment	0	0	0	0	23,233	5,256	0	0	7,334	629	30,567	5,885
3.4 Facilities/Base Support	0	0	0	0	59	0	0	0	0	0	59	0
3.5.1 Organization Level Maintenance	0	0	0	0	93	72	0	0	0	0	93	72
3.5.2 Intermediate Level Maintenance	0	0	0	0	282	143	0	0	7	0	289	143
3.5.3 Depot Level Maintenance	0	0	0	0	12,684	33	0	0	0	0	12,684	33
3.5.4 Contractor Logistics Support	0	0	0	0	74,191	3,984	0	0	16,591	1,064	90,782	5,048
3.5.6 MRAP Vehicles Equipment Maintenance	0	0	0	0	21,867	435	0	0	0	0	21,867	435
3.6 (C4I)	0	0	0	0	28,225	1,082	0	0	4,968	410	33,193	1,492
3.7 Other Services and Miscellaneous Contracts	0	0	0	0	237,213	20,666	0	0	14,152	796	251,365	21,462
3.0 Operating Support Sub-Total	0	0	0	0	423,547	37,585	0	0	49,666	3,379	473,213	40,964
4.1 Airlift	0	0	0	0	51,593	10,481	0	0	10,000	5,660	61,593	16,141
4.2 Sealift	0	0	0	0	4,200	0	0	0	0	0	4,200	0
4.4 Port Handling/Inland Transportation	0	0	0	0	738	203	0	0	15	6	753	209
4.5 Other Transportation	0	0	0	0	1,560	313	0	0	141	0	1,701	313
4.6 Second Destination Transportation	0	0	0	0	33	0	0	0	0	0	33	0
4.0 Transportation Sub-Total	0	0	0	0	58,124	10,997	0	0	10,156	5,666	68,280	16,663
7.2.1 Transportation Support	0	0	0	0	2,000	0	0	0	0	0	2,000	0
7.0 Other Support Sub-Total	0	0	0	0	2,000	0	0	0	0	0	2,000	0

COST OF WAR
Operation and Maintenance (O&M) Summary Execution by Operation, Component, Appropriation and Cost Breakdown Structure (CBS)
Beginning Fiscal Year - 2018
(Amounts in Thousands)
As of December 31, 2017

Component and Appropriation	Operation New Dawn (OND) / Post-OND Iraq Activities		Operation Enduring Freedom		Operation Freedom's Sentinel		Operation Noble Eagle		Operation Inherent Resolve		Summary	
	Obligations Year to Date	Disbursements Year to Date	Obligations Year to Date	Disbursements Year to Date	Obligations Year to Date	Disbursements Year to Date	Obligations Year to Date	Disbursements Year to Date	Obligations Year to Date	Disbursements Year to Date	Obligations Year to Date	Disbursements Year to Date
Grand Total	0	0	0	0	5,556,351	1,785,637	9,753	5,749	799,015	399,641	6,365,119	2,191,027
Army Total	0	0	0	0	2,580,830	712,698	5,246	1,414	328,886	59,855	2,914,962	773,967
Army Active Total	0	0	0	0	2,559,925	709,118	5,246	1,414	328,886	59,855	2,894,057	770,387
Operation and Maintenance, Army												
1.2.1 Civilian Premium Pay	0	0	0	0	19,144	13,380	128	107	3,695	3,647	22,967	17,134
1.2.2 Civilian Temporary Hires	0	0	0	0	213	213	0	0	99	99	312	312
1.0 Personnel Sub-Total	0	0	0	0	19,357	13,593	128	107	3,794	3,746	23,279	17,446
2.1 Temporary Duty (TDY)/Additional Duty (TAD)	0	0	0	0	75,222	16,690	1,155	896	11,659	1,188	88,036	18,774
2.2 Clothing and Other Personnel Equipment & Supplies	0	0	0	0	50,151	3	0	0	1,994	0	52,145	3
2.3 Medical Support/Health Services	0	0	0	0	11,391	5,017	0	0	1,745	580	13,136	5,597
2.5 Other Personnel Support	0	0	0	0	4,047	776	0	0	112,229	16,754	116,276	17,530
2.0 Personnel Support Sub-Total	0	0	0	0	140,811	22,486	1,155	896	127,627	18,522	269,593	41,904
3.1 Training	0	0	0	0	127,626	3,744	11	0	0	0	127,637	3,744
3.1.0 Care-in-Store	0	0	0	0	5,924	0	0	0	0	0	5,924	0
3.2 Operations (OPTEMPO) (Fuel, Other POL, Parts)	0	0	0	0	176,811	79,432	217	88	46,639	18,307	223,667	97,827
3.3 Other Supplies & Equipment	0	0	0	0	148,225	48,853	41	24	23,244	6,360	171,510	55,237
3.4 Facilities/Base Support	0	0	0	0	96,253	2,578	1,359	186	22,858	414	120,470	3,178
3.5.1 Organization Level Maintenance	0	0	0	0	2,264	1,137	0	0	0	0	2,264	1,137
3.5.2 Intermediate Level Maintenance	0	0	0	0	30,324	1,040	0	0	0	0	30,324	1,040
3.5.3 Depot Level Maintenance	0	0	0	0	227,748	10,035	0	0	1,536	806	229,284	10,841
3.5.4 Contractor Logistics Support	0	0	0	0	246,218	21,671	769	0	6,666	38	253,653	21,709
3.5.6 MRAP Vehicles Equipment Maintenance	0	0	0	0	9,000	573	0	0	0	0	9,000	573
3.6 (C4I)	0	0	0	0	149,084	22,935	1,027	20	46,315	3,813	196,426	26,768
3.7 Other Services and Miscellaneous Contracts	0	0	0	0	602,601	60,813	416	6	18,443	4,019	621,460	64,838
3.9 Psychological Operations (Information Operations)	0	0	0	0	32	0	0	0	0	0	32	0
3.0 Operating Support Sub-Total	0	0	0	0	1,822,110	252,811	3,840	324	165,701	33,757	1,991,651	286,892
4.1 Airlift	0	0	0	0	775	0	0	0	0	0	775	0
4.4 Port Handling/Inland Transportation	0	0	0	0	25,890	7,137	123	87	10,816	633	36,829	7,857
4.5 Other Transportation	0	0	0	0	1	0	0	0	0	0	1	0
4.6 Second Destination Transportation	0	0	0	0	145,671	35,081	0	0	1,000	0	146,671	35,081
4.0 Transportation Sub-Total	0	0	0	0	172,337	42,218	123	87	11,816	633	184,276	42,938
7.4.1 Afghanistan (CERP)	0	0	0	0	371	283	0	0	0	0	371	283
7.6.1 Trainee Equip/Support	0	0	0	0	0	0	0	0	1	1	1	1
7.6.2 U.S. Trainer/Enabler	0	0	0	0	0	0	0	0	19,947	3,196	19,947	3,196
7.0 Other Support Sub-Total	0	0	0	0	371	283	0	0	19,948	3,197	20,319	3,480
Afghanistan Security Forces Fund, Army												
7.3.02 Defense Forces Sustainment	0	0	0	0	342,321	333,528	0	0	0	0	342,321	333,528
7.3.03 Defense Forces Infrastructure	0	0	0	0	2,017	0	0	0	0	0	2,017	0
7.3.05 Defense Forces Training and Operations	0	0	0	0	18,074	4,455	0	0	0	0	18,074	4,455
7.3.07 Interior Forces Sustainment	0	0	0	0	14,517	11,754	0	0	0	0	14,517	11,754
7.3.08 Interior Forces Infrastructure	0	0	0	0	20	0	0	0	0	0	20	0
7.3.10 Interior Forces Training and Operations	0	0	0	0	27,990	27,990	0	0	0	0	27,990	27,990
7.0 Other Support Sub-Total	0	0	0	0	404,939	377,727	0	0	0	0	404,939	377,727
Army Reserve Total	0	0	0	0	3,497	1,380	0	0	0	0	3,497	1,380
Operation and Maintenance, Army Reserve												
2.1 Temporary Duty (TDY)/Additional Duty (TAD)	0	0	0	0	1,255	617	0	0	0	0	1,255	617
2.5 Other Personnel Support	0	0	0	0	587	0	0	0	0	0	587	0
2.0 Personnel Support Sub-Total	0	0	0	0	1,842	617	0	0	0	0	1,842	617
3.3 Other Supplies & Equipment	0	0	0	0	48	0	0	0	0	0	48	0
3.4 Facilities/Base Support	0	0	0	0	634	75	0	0	0	0	634	75
3.6 (C4I)	0	0	0	0	4	4	0	0	0	0	4	4
3.7 Other Services and Miscellaneous Contracts	0	0	0	0	296	31	0	0	0	0	296	31
3.0 Operating Support Sub-Total	0	0	0	0	982	110	0	0	0	0	982	110
4.4 Port Handling/Inland Transportation	0	0	0	0	673	653	0	0	0	0	673	653

COST OF WAR
Operation and Maintenance (O&M) Summary Execution by Operation, Component, Appropriation and Cost Breakdown Structure (CBS)
Beginning Fiscal Year - 2018
(Amounts in Thousands)
As of December 31, 2017

Component and Appropriation	Operation New Dawn (OND) / Post-OND Iraq Activities		Operation Enduring Freedom		Operation Freedom's Sentinel		Operation Noble Eagle		Operation Inherent Resolve		Summary	
	Obligations Year to Date	Disbursements Year to Date	Obligations Year to Date	Disbursements Year to Date	Obligations Year to Date	Disbursements Year to Date	Obligations Year to Date	Disbursements Year to Date	Obligations Year to Date	Disbursements Year to Date	Obligations Year to Date	Disbursements Year to Date
4.0 Transportation Sub-Total	0	0	0	0	673	653	0	0	0	0	673	653
Army National Guard Total	0	0	0	0	17,408	2,200	0	0	0	0	17,408	2,200
Operation and Maintenance, Army Natl Guard												
1.2.1 Civilian Premium Pay	0	0	0	0	13	11	0	0	0	0	13	11
1.0 Personnel Sub-Total	0	0	0	0	13	11	0	0	0	0	13	11
2.1 Temporary Duty (TDY)/Additional Duty (TAD)	0	0	0	0	18	7	0	0	0	0	18	7
2.2 Clothing and Other Personnel Equipment & Supplies	0	0	0	0	87	41	0	0	0	0	87	41
2.3 Medical Support/Health Services	0	0	0	0	145	1	0	0	0	0	145	1
2.4 Reserve Component Activation/Deactivation	0	0	0	0	1,818	923	0	0	0	0	1,818	923
2.5 Other Personnel Support	0	0	0	0	9	0	0	0	0	0	9	0
2.0 Personnel Support Sub-Total	0	0	0	0	2,077	972	0	0	0	0	2,077	972
3.1 Training	0	0	0	0	51	25	0	0	0	0	51	25
3.2 Operations (OPTEMPO) (Fuel, Other POL, Parts)	0	0	0	0	4,974	790	0	0	0	0	4,974	790
3.3 Other Supplies & Equipment	0	0	0	0	2,253	101	0	0	0	0	2,253	101
3.4 Facilities/Base Support	0	0	0	0	276	28	0	0	0	0	276	28
3.5.4 Contractor Logistics Support	0	0	0	0	129	0	0	0	0	0	129	0
3.6 (C4I)	0	0	0	0	1,336	217	0	0	0	0	1,336	217
3.7 Other Services and Miscellaneous Contracts	0	0	0	0	6,081	0	0	0	0	0	6,081	0
3.0 Operating Support Sub-Total	0	0	0	0	15,100	1,161	0	0	0	0	15,100	1,161
4.4 Port Handling/Inland Transportation	0	0	0	0	218	56	0	0	0	0	218	56
4.0 Transportation Sub-Total	0	0	0	0	218	56	0	0	0	0	218	56
Navy/Marine Corps Total	0	0	0	0	1,086,854	593,425	0	0	65,876	50,786	1,152,730	644,211
Navy Total	0	0	0	0	935,235	548,735	0	0	56,822	49,989	992,057	598,724
Navy Active Total	0	0	0	0	927,976	548,614	0	0	56,822	49,989	984,798	598,603
Operation and Maintenance, Navy												
1.2.1 Civilian Premium Pay	0	0	0	0	8,085	6,954	0	0	63	63	8,148	7,017
1.2.2 Civilian Temporary Hires	0	0	0	0	81	81	0	0	0	0	81	81
1.0 Personnel Sub-Total	0	0	0	0	8,166	7,035	0	0	63	63	8,229	7,098
2.1 Temporary Duty (TDY)/Additional Duty (TAD)	0	0	0	0	25,179	15,984	0	0	2,603	2,567	27,782	18,551
2.2 Clothing and Other Personnel Equipment & Supplies	0	0	0	0	1,139	563	0	0	0	0	1,139	563
2.3 Medical Support/Health Services	0	0	0	0	708	548	0	0	0	0	708	548
2.5 Other Personnel Support	0	0	0	0	659	42	0	0	0	0	659	42
2.0 Personnel Support Sub-Total	0	0	0	0	27,685	17,137	0	0	2,603	2,567	30,288	19,704
3.1 Training	0	0	0	0	7,134	4,346	0	0	0	0	7,134	4,346
3.2 Operations (OPTEMPO) (Fuel, Other POL, Parts)	0	0	0	0	201,554	168,503	0	0	47,894	44,840	249,448	213,343
3.3 Other Supplies & Equipment	0	0	0	0	80,791	53,182	0	0	223	23	81,014	53,205
3.4 Facilities/Base Support	0	0	0	0	35,038	326	0	0	0	0	35,038	326
3.5.1 Organization Level Maintenance	0	0	0	0	21,244	19,378	0	0	0	0	21,244	19,378
3.5.2 Intermediate Level Maintenance	0	0	0	0	11,647	4,641	0	0	0	0	11,647	4,641
3.5.3 Depot Level Maintenance	0	0	0	0	440,478	252,308	0	0	5,662	2,119	446,140	254,427
3.5.4 Contractor Logistics Support	0	0	0	0	1,444	13	0	0	0	0	1,444	13
3.6 (C4I)	0	0	0	0	6,897	5,230	0	0	0	0	6,897	5,230
3.7 Other Services and Miscellaneous Contracts	0	0	0	0	48,496	6,227	0	0	0	0	48,496	6,227
3.0 Operating Support Sub-Total	0	0	0	0	854,723	514,154	0	0	53,779	46,982	908,502	561,136
4.1 Airlift	0	0	0	0	18,762	3,291	0	0	377	377	19,139	3,668
4.2 Sealift	0	0	0	0	15,648	6,883	0	0	0	0	15,648	6,883
4.4 Port Handling/Inland Transportation	0	0	0	0	2,000	0	0	0	0	0	2,000	0
4.5 Other Transportation	0	0	0	0	879	97	0	0	0	0	879	97
4.6 Second Destination Transportation	0	0	0	0	113	17	0	0	0	0	113	17
4.0 Transportation Sub-Total	0	0	0	0	37,402	10,288	0	0	377	377	37,779	10,665
Navy Reserve Total	0	0	0	0	7,259	121	0	0	0	0	7,259	121
Operation and Maintenance, Navy Reserve												
2.4 Reserve Component Activation/Deactivation	0	0	0	0	189	121	0	0	0	0	189	121

COST OF WAR
Operation and Maintenance (O&M) Summary Execution by Operation, Component, Appropriation and Cost Breakdown Structure (CBS)
Beginning Fiscal Year - 2018
(Amounts in Thousands)
As of December 31, 2017

Component and Appropriation	Operation New Dawn (OND) / Post-OND Iraq Activities		Operation Enduring Freedom		Operation Freedom's Sentinel		Operation Noble Eagle		Operation Inherent Resolve		Summary	
	Obligations Year to Date	Disbursements Year to Date	Obligations Year to Date	Disbursements Year to Date	Obligations Year to Date	Disbursements Year to Date	Obligations Year to Date	Disbursements Year to Date	Obligations Year to Date	Disbursements Year to Date	Obligations Year to Date	Disbursements Year to Date
2.0 Personnel Support Sub-Total	0	0	0	0	189	121	0	0	0	0	189	121
3.3 Other Supplies & Equipment	0	0	0	0	1	0	0	0	0	0	1	0
3.5.3 Depot Level Maintenance	0	0	0	0	7,067	0	0	0	0	0	7,067	0
3.0 Operating Support Sub-Total	0	0	0	0	7,068	0	0	0	0	0	7,068	0
4.6 Second Destination Transportation	0	0	0	0	2	0	0	0	0	0	2	0
4.0 Transportation Sub-Total	0	0	0	0	2	0	0	0	0	0	2	0
Marine Corps Total	0	0	0	0	151,619	44,690	0	0	9,054	797	160,673	45,487
Marine Corps Active Total	0	0	0	0	151,391	44,669	0	0	9,054	797	160,445	45,466
Operation and Maintenance, Marine Corps												
1.2.1 Civilian Premium Pay	0	0	0	0	152	103	0	0	0	0	152	103
1.0 Personnel Sub-Total	0	0	0	0	152	103	0	0	0	0	152	103
2.1 Temporary Duty (TDY)/Additional Duty (TAD)	0	0	0	0	21,550	10,051	0	0	2,233	331	23,783	10,382
2.2 Clothing and Other Personnel Equipment & Supplies	0	0	0	0	27	16	0	0	0	0	27	16
2.3 Medical Support/Health Services	0	0	0	0	2,165	866	0	0	7	2	2,172	868
2.5 Other Personnel Support	0	0	0	0	1,972	863	0	0	2,042	445	4,014	1,308
2.0 Personnel Support Sub-Total	0	0	0	0	25,714	11,796	0	0	4,282	778	29,996	12,574
3.1 Training	0	0	0	0	2,075	211	0	0	513	0	2,588	211
3.2 Operations (OPTEMPO) (Fuel, Other POL, Parts)	0	0	0	0	14,901	8,695	0	0	0	0	14,901	8,695
3.2.1 MRAP Vehicles Operation	0	0	0	0	2,615	123	0	0	0	0	2,615	123
3.3 Other Supplies & Equipment	0	0	0	0	20,798	10,064	0	0	489	4	21,287	10,068
3.4 Facilities/Base Support	0	0	0	0	2,414	88	0	0	0	0	2,414	88
3.5.1 Organization Level Maintenance	0	0	0	0	372	221	0	0	0	0	372	221
3.5.2 Intermediate Level Maintenance	0	0	0	0	4,077	345	0	0	0	0	4,077	345
3.5.3 Depot Level Maintenance	0	0	0	0	5,350	219	0	0	2,963	0	8,313	219
3.5.4 Contractor Logistics Support	0	0	0	0	858	0	0	0	0	0	858	0
3.5.6 MRAP Vehicles Equipment Maintenance	0	0	0	0	2,236	327	0	0	0	0	2,236	327
3.6 (C4I)	0	0	0	0	932	122	0	0	0	0	932	122
3.7 Other Services and Miscellaneous Contracts	0	0	0	0	51,922	6,705	0	0	807	15	52,729	6,720
3.0 Operating Support Sub-Total	0	0	0	0	108,550	27,120	0	0	4,772	19	113,322	27,139
4.1 Airlift	0	0	0	0	4,419	87	0	0	0	0	4,419	87
4.4 Port Handling/Inland Transportation	0	0	0	0	214	48	0	0	0	0	214	48
4.5 Other Transportation	0	0	0	0	8,318	5,512	0	0	0	0	8,318	5,512
4.6 Second Destination Transportation	0	0	0	0	4,000	0	0	0	0	0	4,000	0
4.8 Retrograde of Personnel and Equipment	0	0	0	0	24	3	0	0	0	0	24	3
4.0 Transportation Sub-Total	0	0	0	0	16,975	5,650	0	0	0	0	16,975	5,650
Marine Corps Reserve Total	0	0	0	0	228	21	0	0	0	0	228	21
Operation and Maintenance, USMC Reserve												
2.2 Clothing and Other Personnel Equipment & Supplies	0	0	0	0	1	1	0	0	0	0	1	1
2.4 Reserve Component Activation/Deactivation	0	0	0	0	2	0	0	0	0	0	2	0
2.0 Personnel Support Sub-Total	0	0	0	0	3	1	0	0	0	0	3	1
3.1 Training	0	0	0	0	225	20	0	0	0	0	225	20
3.0 Operating Support Sub-Total	0	0	0	0	225	20	0	0	0	0	225	20
Air Force Total	0	0	0	0	1,257,091	340,397	4,507	4,335	334,754	272,899	1,596,352	617,631
Air Force Active Total	0	0	0	0	1,254,695	339,745	4,507	4,335	334,754	272,899	1,593,956	616,979
Operation and Maintenance, Air Force												
1.2.2 Civilian Temporary Hires	0	0	0	0	10,661	10,339	999	999	1,003	991	12,663	12,329
1.0 Personnel Sub-Total	0	0	0	0	10,661	10,339	999	999	1,003	991	12,663	12,329
2.1 Temporary Duty (TDY)/Additional Duty (TAD)	0	0	0	0	52,503	19,735	367	195	5,200	1,706	58,070	21,636
2.2 Clothing and Other Personnel Equipment & Supplies	0	0	0	0	485	397	0	0	0	0	485	397
2.3 Medical Support/Health Services	0	0	0	0	3,055	1,705	0	0	373	249	3,428	1,954
2.5 Other Personnel Support	0	0	0	0	2,552	85	0	0	12,610	5	15,162	90
2.0 Personnel Support Sub-Total	0	0	0	0	58,595	21,922	367	195	18,183	1,960	77,145	24,077

COST OF WAR
Operation and Maintenance (O&M) Summary Execution by Operation, Component, Appropriation and Cost Breakdown Structure (CBS)
Beginning Fiscal Year - 2018
(Amounts in Thousands)
As of December 31, 2017

Component and Appropriation	Operation New Dawn (OND) / Post-OND Iraq Activities		Operation Enduring Freedom		Operation Freedom's Sentinel		Operation Noble Eagle		Operation Inherent Resolve		Summary	
	Obligations Year to Date	Disbursements Year to Date	Obligations Year to Date	Disbursements Year to Date	Obligations Year to Date	Disbursements Year to Date	Obligations Year to Date	Disbursements Year to Date	Obligations Year to Date	Disbursements Year to Date	Obligations Year to Date	Disbursements Year to Date
3.1 Training	0	0	0	0	6,704	297	0	0	8	0	6,712	297
3.2 Operations (OPTEMPO) (Fuel, Other POL, Parts)	0	0	0	0	88,552	87,630	3,138	3,138	257,516	256,725	349,206	347,493
3.3 Other Supplies & Equipment	0	0	0	0	71,138	28,999	3	3	11,485	4,476	82,626	33,478
3.4 Facilities/Base Support	0	0	0	0	33,585	13,336	0	0	3,161	49	36,746	13,385
3.5.3 Depot Level Maintenance	0	0	0	0	515,310	43,267	0	0	0	0	515,310	43,267
3.6 (C4I)	0	0	0	0	125,669	23,058	0	0	200	8	125,869	23,066
3.7 Other Services and Miscellaneous Contracts	0	0	0	0	184,388	16,382	0	0	16,771	220	201,159	16,602
3.0 Operating Support Sub-Total	0	0	0	0	1,025,346	212,969	3,141	3,141	289,141	261,478	1,317,628	477,588
4.1 Airlift	0	0	0	0	123,986	89,263	0	0	23,111	7,893	147,097	97,156
4.2 Sealift	0	0	0	0	20	0	0	0	0	0	20	0
4.4 Port Handling/Inland Transportation	0	0	0	0	18,591	1,215	0	0	0	0	18,591	1,215
4.5 Other Transportation	0	0	0	0	16,966	3,716	0	0	3,301	564	20,267	4,280
4.8 Retrograde of Personnel and Equipment	0	0	0	0	530	321	0	0	1	1	531	322
4.0 Transportation Sub-Total	0	0	0	0	160,093	94,515	0	0	26,413	8,458	186,506	102,973
7.6.2 U.S. Trainer/Enabler	0	0	0	0	0	0	0	0	14	12	14	12
7.0 Other Support Sub-Total	0	0	0	0	0	0	0	0	14	12	14	12
Air Force Reserve Total	0	0	0	0	1,687	444	0	0	0	0	1,687	444
Operation and Maintenance, Air Force Reserve												
2.1 Temporary Duty (TDY)/Additional Duty (TAD)	0	0	0	0	1,175	393	0	0	0	0	1,175	393
2.0 Personnel Support Sub-Total	0	0	0	0	1,175	393	0	0	0	0	1,175	393
3.3 Other Supplies & Equipment	0	0	0	0	51	51	0	0	0	0	51	51
3.4 Facilities/Base Support	0	0	0	0	461	0	0	0	0	0	461	0
3.0 Operating Support Sub-Total	0	0	0	0	512	51	0	0	0	0	512	51
Air Force National Guard Total	0	0	0	0	709	208	0	0	0	0	709	208
Operation and Maintenance, Air Natl Guard												
2.1 Temporary Duty (TDY)/Additional Duty (TAD)	0	0	0	0	54	20	0	0	0	0	54	20
2.0 Personnel Support Sub-Total	0	0	0	0	54	20	0	0	0	0	54	20
3.3 Other Supplies & Equipment	0	0	0	0	263	111	0	0	0	0	263	111
3.4 Facilities/Base Support	0	0	0	0	54	30	0	0	0	0	54	30
3.6 (C4I)	0	0	0	0	2	0	0	0	0	0	2	0
3.7 Other Services and Miscellaneous Contracts	0	0	0	0	336	47	0	0	0	0	336	47
3.0 Operating Support Sub-Total	0	0	0	0	655	188	0	0	0	0	655	188
Defense Health Program Total	0	0	0	0	81,743	61,904	0	0	0	0	81,743	61,904
Defense Health Program, Defense												
2.3 Medical Support/Health Services	0	0	0	0	81,743	61,904	0	0	0	0	81,743	61,904
2.0 Personnel Support Sub-Total	0	0	0	0	81,743	61,904	0	0	0	0	81,743	61,904
DODIG Total	0	0	0	0	1,257	1,233	0	0	2,497	2,454	3,754	3,687
Office of the Inspector General, Defense												
1.2.1 Civilian Premium Pay	0	0	0	0	219	219	0	0	389	389	608	608
1.2.2 Civilian Temporary Hires	0	0	0	0	997	997	0	0	1,852	1,852	2,849	2,849
1.0 Personnel Sub-Total	0	0	0	0	1,216	1,216	0	0	2,241	2,241	3,457	3,457
2.1 Temporary Duty (TDY)/Additional Duty (TAD)	0	0	0	0	40	16	0	0	256	213	296	229
2.0 Personnel Support Sub-Total	0	0	0	0	40	16	0	0	256	213	296	229
3.3 Other Supplies & Equipment	0	0	0	0	1	1	0	0	0	0	1	1
3.0 Operating Support Sub-Total	0	0	0	0	1	1	0	0	0	0	1	1
Defense Agency Total	0	0	0	0	548,576	75,980	0	0	67,002	13,647	615,578	89,627
Operation and Maintenance, Defense-Wide												
1.2.1 Civilian Premium Pay	0	0	0	0	10,639	8,456	0	0	1,208	1,104	11,847	9,560
1.2.2 Civilian Temporary Hires	0	0	0	0	2,038	1,807	0	0	165	150	2,203	1,957
1.0 Personnel Sub-Total	0	0	0	0	12,677	10,263	0	0	1,373	1,254	14,050	11,517

COST OF WAR
Operation and Maintenance (O&M) Summary Execution by Operation, Component, Appropriation and Cost Breakdown Structure (CBS)
Beginning Fiscal Year - 2018
(Amounts in Thousands)
As of December 31, 2017

Component and Appropriation	Operation New Dawn (OND) / Post-OND Iraq Activities		Operation Enduring Freedom		Operation Freedom's Sentinel		Operation Noble Eagle		Operation Inherent Resolve		Summary	
	Obligations Year to Date	Disbursements Year to Date	Obligations Year to Date	Disbursements Year to Date	Obligations Year to Date	Disbursements Year to Date	Obligations Year to Date	Disbursements Year to Date	Obligations Year to Date	Disbursements Year to Date	Obligations Year to Date	Disbursements Year to Date
2.1 Temporary Duty (TDY)/Additional Duty (TAD)	0	0	0	0	44,780	16,983	0	0	5,288	3,345	50,068	20,328
2.2 Clothing and Other Personnel Equipment & Supplies	0	0	0	0	356	121	0	0	1	1	357	122
2.3 Medical Support/Health Services	0	0	0	0	1,192	31	0	0	518	2	1,710	33
2.5 Other Personnel Support	0	0	0	0	5,900	0	0	0	0	0	5,900	0
2.0 Personnel Support Sub-Total	0	0	0	0	52,228	17,135	0	0	5,807	3,348	58,035	20,483
3.1 Training	0	0	0	0	3,932	1,096	0	0	136	0	4,068	1,096
3.2 Operations (OPTEMPO) (Fuel, Other POL, Parts)	0	0	0	0	21,768	4,818	0	0	6,478	480	28,246	5,298
3.3 Other Supplies & Equipment	0	0	0	0	23,233	5,256	0	0	7,334	629	30,567	5,885
3.4 Facilities/Base Support	0	0	0	0	59	0	0	0	0	0	59	0
3.5.1 Organization Level Maintenance	0	0	0	0	93	72	0	0	0	0	93	72
3.5.2 Intermediate Level Maintenance	0	0	0	0	282	143	0	0	7	0	289	143
3.5.3 Depot Level Maintenance	0	0	0	0	12,684	33	0	0	0	0	12,684	33
3.5.4 Contractor Logistics Support	0	0	0	0	74,191	3,984	0	0	16,591	1,064	90,782	5,048
3.5.6 MRAP Vehicles Equipment Maintenance	0	0	0	0	21,867	435	0	0	0	0	21,867	435
3.6 (C4I)	0	0	0	0	28,225	1,082	0	0	4,968	410	33,193	1,492
3.7 Other Services and Miscellaneous Contracts	0	0	0	0	237,213	20,666	0	0	14,152	796	251,365	21,462
3.0 Operating Support Sub-Total	0	0	0	0	423,547	37,585	0	0	49,666	3,379	473,213	40,964
4.1 Airlift	0	0	0	0	51,593	10,481	0	0	10,000	5,660	61,593	16,141
4.2 Sealift	0	0	0	0	4,200	0	0	0	0	0	4,200	0
4.4 Port Handling/Inland Transportation	0	0	0	0	738	203	0	0	15	6	753	209
4.5 Other Transportation	0	0	0	0	1,560	313	0	0	141	0	1,701	313
4.6 Second Destination Transportation	0	0	0	0	33	0	0	0	0	0	33	0
4.0 Transportation Sub-Total	0	0	0	0	58,124	10,997	0	0	10,156	5,666	68,280	16,663
7.2.1 Transportation Support	0	0	0	0	2,000	0	0	0	0	0	2,000	0
7.0 Other Support Sub-Total	0	0	0	0	2,000	0	0	0	0	0	2,000	0

FY 2018 Cost of War for FY 2018 Appropriations

**FY 2018 Estimate of Cost of War for FY 2018 Appropriations
(Amounts in Thousands)
As of December 31, 2017**

APPROPRIATION Fiscal Year 2018 Accounts	Notes	Funds Appropriated 1/	Funds Transferred	Funds Available	Obligations December 2017	Obligations CFI 2/	Disbursements CFI 3/	Unpaid Obligations	Unobligated Balance	Percent Obligated
21 2018/2018 2010 Military Personnel, Army		766,728	0	766,728	191,242	598,937	598,937	0	167,791	78%
21 2018/2018 2070 Reserve Personnel, Army		11,264	0	11,264	2,546	5,078	3,230	1,848	6,186	45%
21 2018/2018 2060 National Guard Personnel, Army		50,332	0	50,332	9,524	27,814	21,692	6,122	22,518	55%
21 2018/2018 2020 Operation and Maintenance, Army		4,634,386	0	4,634,386	931,091	2,489,118	392,660	2,096,458	2,145,268	54%
21 2018/2018 2080 Operation and Maintenance, Army Reserve		12,670	0	12,670	580	3,497	1,380	2,117	9,173	28%
21 2018/2018 2065 Operation and Maintenance, Army Natl Guard		32,736	0	32,736	3,317	17,408	2,200	15,208	15,328	53%
21 2018/2020 2031 Aircraft Procurement, Army		52,560	0	52,560	606	34,394	177	34,217	18,166	65%
21 2018/2020 2032 Missile Procurement, Army		83	0	83	0	33	0	33	50	40%
21 2018/2020 2034 Procurement of Ammunition, Army		17,322	0	17,322	4,458	4,458	0	4,458	12,864	26%
21 2018/2020 2035 Other Procurement, Army		53,950	0	53,950	16,877	17,409	0	17,409	36,541	32%
21 2018/2019 2040 Research, Development, Test, and Eval, Army		23,223	0	23,223	860	1,458	78	1,380	21,765	6%
17 2018/2018 1453 Military Personnel, Navy		115,413	0	115,413	32856	94,204	93,411	793	21,209	82%
17 2018/2018 1405 Reserve Personnel, Navy		3,071	0	3,071	576	2,097	1,232	865	974	68%
17 2018/2018 1804 Operation and Maintenance, Navy		1,804,105	0	1,804,105	283,719	984,798	598,603	386,195	819,307	55%
17 2018/2018 1806 Operation and Maintenance, Navy Reserve		7,825	0	7,825	3,060	7,259	121	7,138	566	93%
17 2018/2020 1506 Aircraft Procurement, Navy		48,531	0	48,531	698	1,426	0	1,426	47,105	3%
17 2018/2020 1507 Weapons Procurement, Navy		46,951	0	46,951	0	4,588	0	4,588	42,363	10%
17 2018/2020 1508 Procurement of Ammunition, Navy and USMC		70,855	0	70,855	696	1,409	150	1,259	69,446	2%
17 2018/2020 1810 Other Procurement, Navy		53,734	0	53,734	-3,384	12,812	783	12,029	40,922	24%
17 2018/2019 1319 Research, Development, Test, and Eval, Navy		40,374	0	40,374	0	0	0	0	40,374	0%
17 2018/2018 1105 Military Personnel, Marine Corps		32,250	0	32,250	8,185	25,391	8,188	17,203	6,859	79%
17 2018/2018 1108 Reserve Personnel, Marine Corps		1,000	0	1,000	400	791	0	791	209	79%
17 2018/2018 1106 Operation and Maintenance, Marine Corps		246,775	0	246,775	65,912	160,445	45,466	114,979	86,330	65%
17 2018/2018 1107 Operation and Maintenance, USMC Reserve		1,397	0	1,397	228	228	21	207	1,169	16%
17 2018/2020 1109 Procurement, Marine Corps		19,690	0	19,690	2283	2,486	3	2,483	17,204	13%
57 2018/2018 3500 Military Personnel, Air Force		271,232	0	271,232	73,128	220,810	220,810	0	50,422	81%
57 2018/2018 3700 Reserve Personnel, Air Force		7,900	0	7,900	1,538	7,570	2,088	5,482	330	96%
57 2018/2018 3850 National Guard Personnel, Air Force		1,590	0	1,590	337	542	342	200	1,048	34%
57 2018/2018 3400 Operation and Maintenance, Air Force		3,053,135	0	3,053,135	369,835	1,593,956	616,979	976,977	1,459,179	52%
57 2018/2018 3740 Operation and Maintenance, Air Force Reserve		17,894	0	17,894	1,121	1,687	444	1,243	16,207	9%
57 2018/2018 3840 Operation and Maintenance, Air Natl Guard		4,814	0	4,814	295	709	208	501	4,105	15%
57 2018/2020 3010 Aircraft Procurement, Air Force		219,275	0	219,275	0	0	0	0	219,275	0%
57 2018/2020 3020 Missile Procurement, Air Force		121,581	0	121,581	0	0	0	0	121,581	0%
57 2018/2020 3011 Procurement of Ammunition, Air Force		154,082	0	154,082	0	0	0	0	154,082	0%
57 2018/2020 3080 Other Procurement, Air Force		1,145,865	0	1,145,865	0	0	0	0	1,145,865	0%
57 2018/2019 3600 Research, Development, Test and Eval, Air Force		41,946	0	41,946	0	0	0	0	41,946	0%
57 2018/2022 3300 Military Construction, Air Force		40,000	0	40,000	0	0	0	0	40,000	0%
97 2018/2018 0100 Operation and Maintenance, Defense-Wide		1,721,520	0	1,721,520	231,200	615,578	89,627	525,951	1,105,942	36%
97 2018/2019 0100 Operation and Maintenance, Defense-Wide		306,808	0	306,808	0	0	0	0	306,808	0%
97 2018/2018 0107 Office of the Inspector General, Defense		7,609	0	7,609	1,190	3,754	3,687	67	3,855	49%
97 2018/2018 0130 Defense Health Program, Defense		121,629	0	121,629	22,528	81,743	61,904	19,839	39,886	67%
97 2018/2020 0300 Procurement, Defense-Wide		144,154	0	144,154	0	19,678	0	19,678	124,476	14%
97 2018/2019 0400 Research, Development, Test and Eval, Defense		225,900	0	225,900	0	0	0	0	225,900	0%
97 2018/XXXX 4930 Defense Working Capital Funds, Defense		30,345	0	30,345	0	0	0	0	30,345	0%

**FY 2018 Estimate of Cost of War for FY 2018 Appropriations
(Amounts in Thousands)
As of December 31, 2017**

APPROPRIATION Fiscal Year 2018 Accounts	Notes	Funds Appropriated 1/	Funds Transferred	Funds Available	Obligations December 2017	Obligations CFI 2/	Disbursements CFI 3/	Unpaid Obligations	Unobligated Balance	Percent Obligated
21 2018/2019 2091 Afghanistan Security Forces Fund, Army		1,296,292	0	1,296,292	65,857	404,939	377,727	27,212	891,353	31%
97 2018/2018 0105 Drug Interdiction & Cntr Drug Activities		37,000	0	37,000	0	0	0	0	37,000	0%
97 2018/2020 2093 Joint Improvised Explosive Device Defeat Fund		64,160	0	64,160	9,290	10,878	306	10,572	53,282	17%
21 2018/2019 2099 Counter-ISIL Train and Equip Fund		512,003	0	512,003	0	0	0	0	512,003	0%
Sub-Total		17,693,959	0	17,693,959	2,332,649	7,459,382	3,142,454	4,316,928	10,234,577	42%
Non-War Funds		0	0	0	0	0	0	0	0	0%
Operation Noble Eagle - Baseline Funds	2/	0	0	18,465	0	0	0	0	18,465	0%
Grand Total		17,693,959	0	17,712,424	2,332,649	7,459,382	3,142,454	4,316,928	10,253,042	20%

**FY 2018 Estimate of Cost of War for FY 2018 Appropriations
(Amounts in Thousands)
As of December 31, 2017**

FY 2018 Status of Funds Footnotes:

1/ Reflects funding provided in Public Law 114-223, the Continuing Resolutions Act, 2017.

2/ Obligations include **\$18,465** for Operation Noble Eagle (ONE) as a cost of war.

3/ CFI is Cumulative From Inception.

FY 2018 Cost of War for FY 2017 Appropriations

**FY 2018 Estimate of Cost of War for FY 2017 Appropriations
(Amounts in Thousands)
As of December 31, 2017**

APPROPRIATION Fiscal Year 2017 Accounts	Notes	Funds Appropriated 1/	Funds Transferred	Funds Available	Obligations December 2017	Obligations CFI 2/3	Disbursements CFI 3/	Unpaid Obligations	Unobligated Balance	Percent Obligated
21 2017/2017 2010 Military Personnel, Army	/6	2,042,682	-14,608	2,028,074	0	2,101,783	2,101,783	0	-73,709	104%
21 2017/2017 2070 Reserve Personnel, Army		17,084	0	17,084	-7	15,232	14,328	904	1,852	89%
21 2017/2017 2060 National Guard Personnel, Army		131,630	3,358	134,988	16	134,855	116,001	18,854	133	100%
21 2017/2017 2020 Operation and Maintenance, Army	/5	14,813,205	-81,781	14,731,424	1,576	14,602,603	7,110,050	7,492,553	128,821	99%
21 2017/2017 2080 Operation and Maintenance, Army Reserve	/5 /6	23,910	-1,912	21,998	0	22,083	14,846	7,237	-85	100%
21 2017/2017 2065 Operation and Maintenance, Army Natl Guard	/5	65,250	610	65,860	0	59,607	34,531	25,076	6,253	91%
21 2017/2019 2031 Aircraft Procurement, Army		253,711	194,140	447,851	18,548	229,135	35,292	193,843	218,716	51%
21 2017/2019 2032 Missile Procurement, Army		324,507	36,700	361,207	333	325,522	2,522	323,000	35,685	90%
21 2017/2019 2033 Procurement of Weapons & Tracked Vehicles		22,410	0	22,410	0	22,030	822	21,208	380	98%
21 2017/2019 2034 Procurement of Ammunition, Army		88,460	9,100	97,560	1,238	77,468	7,710	69,758	20,092	79%
21 2017/2019 2035 Other Procurement, Army		926,195	38,300	964,495	7,896	713,935	141,995	571,940	250,560	74%
21 2017/2018 2040 Research, Development, Test, and Eval, Army		271,789	15,600	287,389	11778	199,875	58,100	141,775	87,514	70%
21 2017/2021 2050 Military Construction, Army		11,500	0	11,500	154	157	7	150	11,343	1%
17 2017/2017 1453 Military Personnel, Navy	/6	334,781	0	334,781	0	369,353	369,319	34	-34,572	110%
17 2017/2017 1405 Reserve Personnel, Navy	/6	11,929	0	11,929	0	14,460	12,592	1,868	-2,531	121%
17 2017/2017 1804 Operation and Maintenance, Navy	/5 /6	5,245,390	5,473	5,250,863	0	5,477,645	3,892,953	1,584,692	-226,782	104%
17 2017/2017 1806 Operation and Maintenance, Navy Reserve	/6	26,265	0	26,265	0	29,841	18,866	10,975	-3,576	114%
17 2017/2019 1506 Aircraft Procurement, Navy		419,149	28,335	447,484	767	279,040	19,035	260,005	168,444	62%
17 2017/2019 1507 Weapons Procurement, Navy		8,600	0	8,600	0	6,180	81	6,099	2,420	72%
17 2017/2019 1508 Procurement of Ammunition, Navy and USMC		123,380	0	123,380	4,412	113,902	632	113,270	9,478	92%
17 2017/2019 1810 Other Procurement, Navy	/6	42,397	6,531	48,928	9,944	91,714	4,905	86,809	-42,786	187%
17 2017/2018 1319 Research, Development, Test, and Eval, Navy	/6	39,407	0	39,407	3,176	39,925	8,021	31,904	-518	101%
17 2017/2021 1205 Military Construction, Navy and Marine Corps	/6	0	0	0	0	190	0	190	-190	0%
17 2017/2017 1105 Military Personnel, Marine Corps		185,573	-51,006	134,567	0	103,312	0	103,312	31,255	77%
17 2017/2017 1108 Reserve Personnel, Marine Corps	/6	3,764	0	3,764	0	3,835	0	3,835	-71	102%
17 2017/2017 1106 Operation and Maintenance, Marine Corps	/5	1,056,632	552,750	1,609,382	-1,413	1,581,744	955,172	626,572	27,638	98%
17 2017/2017 1107 Operation and Maintenance, USMC Reserve		3,304	0	3,304	591	3,221	3,163	58	83	97%
17 2017/2019 1109 Procurement, Marine Corps		147,011	20,700	167,711	20	52,505	19,344	33,161	115,206	31%
57 2017/2017 3500 Military Personnel, Air Force	/6	857,111	0	857,111	0	860,901	860,901	0	-3,790	100%
57 2017/2017 3700 Reserve Personnel, Air Force		20,535	272	20,807	0	20,567	15,540	5,027	240	99%
57 2017/2017 3850 National Guard Personnel, Air Force		5,288	52	5,340	0	5,128	4,636	492	212	96%
57 2017/2017 3400 Operation and Maintenance, Air Force	/5	9,336,307	72,006	9,408,313	-17,499	9,324,370	6,908,355	2,416,015	83,943	99%
57 2017/2017 3740 Operation and Maintenance, Air Force Reserve		57,586	0	57,586	-31	56,216	44,008	12,208	1,370	98%
57 2017/2017 3840 Operation and Maintenance, Air Natl Guard		20,000	0	20,000	0	14,587	6,281	8,306	5,413	73%
57 2017/2019 3010 Aircraft Procurement, Air Force		820,919	0	820,919	0	33,242	13,641	19,601	787,677	4%
57 2017/2019 3020 Missile Procurement, Air Force		134,295	0	134,295	81	882	109	773	133,413	1%
57 2017/2019 3011 Procurement of Ammunition, Air Force	6/	151,908	1,020	152,928	0	396,407	0	396,407	-243,479	259%
57 2017/2019 3080 Other Procurement, Air Force		249,576	22,665	272,241	389	18,642	495	18,147	253,599	7%
57 2017/2018 3600 Research, Development, Test and Eval, Air Force		59,740	21,643	81,383	0	13,754	7,890	5,864	67,629	17%
57 2017/2021 3300 Military Construction, Air Force		20,011	0	20,011	0	0	0	0	20,011	0%
97 2017/2017 0100 Operation and Maintenance, Defense-Wide	/5	6,607,347	-2,026,728	4,580,619	-765	4,060,077	2,532,659	1,527,418	520,542	89%
97 2017/2018 0100 Operation and Maintenance, Defense-Wide		0	1,670,000	1,670,000	0	18,398	10,400	7,998	1,651,602	1%
97 2017/2017 0107 Office of the Inspector General, Defense		22,062	-5,000	17,062	-1	12,105	5,677	6,428	4,957	71%

**FY 2018 Estimate of Cost of War for FY 2017 Appropriations
(Amounts in Thousands)
As of December 31, 2017**

APPROPRIATION Fiscal Year 2017 Accounts	Notes	Funds Appropriated 1/	Funds Transferred	Funds Available	Obligations December 2017	Obligations CFI 2/3	Disbursements CFI 3/	Unpaid Obligations	Unobligated Balance	Percent Obligated
97 2017/2017 0130 Defense Health Program, Defense	/6	322,859	0	322,859	-20	335,115	289,592	45,523	-12,256	104%
97 2017/2019 0300 Procurement, Defense-Wide		351,437	78,070	429,507	15,857	328,569	85,655	242,914	100,938	76%
97 2017/2018 0400 Research, Development, Test and Eval, Defense	/6	0	0	0	0	1,972	113	1,859	-1,972	0%
97 2017/XXXX 4930 Defense Working Capital Funds, Defense		95,481	0	95,481	0	2,790	1,810	980	92,691	3%
21 2017/2018 2091 Afghanistan Security Forces Fund, Army		4,262,715	0	4,262,715	27,366	3,568,896	3,311,354	257,542	693,819	84%
21 2017/2019 2093 Joint Improvised Explosive Device Defeat Fund		87,800	0	87,800	0	87,753	42,272	45,481	47	100%
21 2017/2018 2097 Iraq Train and Equip Fund	7/	289,500	0	289,500	1	253,296	269,865	-16,569	36,204	87%
97 2017/2017 0105 Drug Interdiction & Cntr Drug Activities		191,533	-107,000	84,533	0	0	0	0	84,533	0%
97 2017/2019 2093 Joint Improvised Explosive Device Defeat Fund		339,472	0	339,472	10,053	326,948	78,034	248,914	12,524	96%
21 2017/2018 2099 Counter-ISIL Train and Equip Fund		1,606,400	-168,268	1,438,132	47,519	879,483	669,071	210,412	558,649	61%
Sub-Total		52,549,797	321,022	52,870,819	141,979	47,291,250	30,100,428	17,190,822	5,579,569	89%
Non-War Funds	4/	29,728,110	0	29,728,110	0	0	0	0	29,728,110	0%
Operation Noble Eagle - Baseline Funds	2/	0	0	95,685	0	0	0	0	95,685	0%
Grand Total		82,277,907	321,022	82,694,614	141,979	47,291,250	30,100,428	17,190,822	35,403,364	20%

**FY 2018 Estimate of Cost of War for FY 2017 Appropriations
(Amounts in Thousands)
As of December 31, 2017**

FY 2017 Status of Funds Footnotes:

1/ Reflects funding provided in Public Law 114-223, the Continuing Resolutions Act, 2017.

2/ Obligations include **\$95,685** for Operation Noble Eagle (ONE) as a cost of war.

3/ CFI is Cumulative From Inception.

4/ Table 2 reflects Non-War funds whose execution is not included in the DoD Cost of War Report.

5/ Table 3 reflects OCO funding that was reduced by **\$355,041** due to a congressional mark that was applied to the Department of Defense Appropriations Act, 2016.

6/ Obligations that exceed funds available reflect cash flowing from baseline operations.

7/ Disbursements that exceed obligations represents a reporting error and will be corrected in a subsequent reporting period

**FY 2018 Estimate of Cost of War for FY 2017 Appropriations
(Amounts in Thousands)
As of December 31, 2017**

Table 1 -- Reprogramming Actions into/out of Cost of War Funds

Reprogramming Action:	1	2	3	4	5
APPROPRIATION					
2017/2017 Military Personnel, Army		22,092		-36,700	
2017/2017 National Guard Personnel, Army	744		2,126		
2017/2017 Operation and Maintenance, Army	45,000		100,968	-253,692	
2017/2017 Operation and Maintenance, Army Reserve				-1,912	
2017/2017 Operation and Maintenance, Army Natl Guard			610		
2017/2019 Aircraft Procurement, Army			116,100	78,040	
2017/2019 Missile Procurement, Army				36,700	
2017/2019 Procurement of Ammunition, Army				9,100	
2017/2019 Other Procurement, Army			4,900	33,400	
2017/2018 Research, Development, Test, and Eval, Army				15,600	
2017/2017 Operation and Maintenance, Navy	850		4,123		
2017/2019 Aircraft Procurement, Navy			28,335		
2017/2019 Other Procurement, Navy			6,531		
2017/2017 Military Personnel, Marine Corps				-51,006	
2017/2017 Operation and Maintenance, Marine Corps					552,750
2017/2019 Procurement, Marine Corps			20,700		
2017/2017 Reserve Personnel, Air Force	272				
2017/2017 National Guard Personnel, Air Force					
2017/2017 Operation and Maintenance, Air Force	18,534		11,455		
2017/2019 Procurement of Ammunition, Air Force				1,020	
2017/2019 Other Procurement, Air Force			9,622	12,743	
2017/2018 Research, Development, Test and Eval, Air Force				21,643	
2017/2017 Operation and Maintenance, Defense-Wide	229,000		28,735	-627,463	
2017/2018 Operation and Maintenance, Defense-Wide	11,000				
2017/2017 Office of the Inspector General, Defense				-5,000	
2017/2019 Procurement, Defense-Wide			77,770		
2017/2017 Drug Interdiction & Cntr Drug Activities	-35,400				
2017/2018 Counter-ISIL Train and Equip Fund				-168,268	
Reprogramming Total	270,000	22,092	411,975	-935,795	552,750
Cumulative Reprogramming Total	270,000	292,092	704,067	-231,728	321,022

1. FY 17-05 PA; Counterterrorism Partnership Funds for Syria Train & Equip, (220,000)
FY 17-01 PA; Counterterrorism Partnership Funds for Syria Train & Equip, (50,000)
FY 17-01 IR; Drug Interdiction and Counter-Drug Activities, Defense, (Zero Net Change)
FY 17-02 IT; Directed transfer in DoD Appropriation Act. (Zero Net Change)
2. Base to OCO Declaration, Military Personnel, Army, (22,092)
3. FY 17-10 IR; Intelligence, Surveillance, and Reconnaissance Request, (52,160)
FY 17-19 IR; Intelligence, Surveillance, and Reconnaissance Request, (251,490)
FY 17-23 IR; Drug Interdiction and Counter-Drug Activities, Defense, (107,725)
FY 17-23 IR; NDII - Counter Drug Reprogrammed Funds (600)

**FY 2018 Estimate of Cost of War for FY 2017 Appropriations
(Amounts in Thousands)
As of December 31, 2017**

Table 2 -- Non-War Programs or Programs Whose Execution Is Not Included in the DoD Cost of War Report

Non-War/Not Reported on the DoD Cost of War Report	Fund Item Description	Military Personnel	Operation & Maintenance	Procurement	Research, Development, Test, & Evaluation	Revolving Funds and Military Construction	Total
21 2017/2017 2020 Operation and Maintenance, Army	Congressional transfer from Title II to Title IX		1,257,708				1,257,708
17 2017/2017 1804 Operation and Maintenance, Navy	Congressional transfer from Title II to Title IX		1,225,000				1,225,000
17 2017/2017 1106 Operation and Maintenance, Marine Corps	Congressional transfer from Title II to Title IX		375,000				375,000
57 2017/2017 3400 Operation and Maintenance, Air Force	Congressional transfer from Title II to Title IX		1,225,000				1,225,000
Operation and Maintenance, Subtotal			4,082,708				4,082,708
97 2016/2018 0350 National Guard and Reserve Equipment, Defense	Baseline Programs funded by Congress in OCO			750,000			750,000
Title X - Additional Appropriations	Baseline Programs funded by Congress in OCO	17,610	4,504,823	4,223,518	599,723	520,233	9,865,907
Bipartisan Budget Agreement of 2015	Baseline Programs funded by Congress in OCO	62,965	3,599,478	1,170,599	38,023	38,409	4,909,474
European Reassurance Initiative		147,549	1,626,493	1,396,952	125,880	46,833	3,343,707
Ukraine Security Assistance Initiative			150,000				150,000
Intelligence, Surveillance, Reconnaissance Task Force			500,000				500,000
Classified Programs			1,575,514	4,134,719	416,081		6,126,314
Non-War Programs Totals			16,039,016	11,675,788	1,179,707	605,475	29,728,110

Table 3 -- Section 8128 Fuel Saving applied to Overseas Contingency Operations

Non-War/Not Reported on the DoD Cost of War Report	Fund Item Description	Operation & Maintenance	Total
21 2017/2017 2020 Operation and Maintenance, Army	Fuel Reduction	179,148	179,148
21 2017/2017 2080 Operation and Maintenance, Army Reserve	Fuel Reduction	210	210
21 2017/2017 2065 Operation and Maintenance, Army National Guard	Fuel Reduction	1,657	1,657
17 2017/2017 1804 Operation and Maintenance, Navy	Fuel Reduction	80,413	80,413
17 2017/2017 1106 Operation and Maintenance, Marine Corps	Fuel Reduction	6,023	6,023
57 2017/2017 3400 Operation and Maintenance, Air Force	Fuel Reduction	75,139	75,139
97 2017/2017 0100 Operation and Maintenance, USSOCOM	Fuel Reduction	11,210	11,210
97 2017/2017 0100 Operation and Maintenance, Other	Fuel Reduction	1,241	1,241
Operation and Maintenance, Total		355,041	355,041

FY 2018 Cost of War for FY 2016 Appropriations

FY 2018 Estimate of Cost of War for FY 2016 Appropriations
(Amounts in Thousands)
As of December 31, 2017

APPROPRIATION Fiscal Year 2016 Accounts	Notes	Funds Appropriated 1/16/	Funds Transferred 4/	Funds Available	Obligations December 2017	Obligations CFI 2/2	Disbursements CFI 2/	Unpaid Obligations	Unobligated Balance	Percent Obligated
21 2016/2016 2010 Military Personnel, Army	7/	1,846,356	20,653	1,867,009	0	1,905,673	1,905,673	0	-38,664	102%
21 2016/2016 2070 Reserve Personnel, Army		17,162	0	17,162	-1	17,141	16,082	1,059	21	100%
21 2016/2016 2060 National Guard Personnel, Army		149,015	-18,399	130,616	0	125,370	119,811	5,559	5,246	96%
21 2016/2016 2020 Operation and Maintenance, Army	6/ 7/	11,668,548	1,798,038	13,466,586	79	13,504,325	6,722,795	6,781,530	-37,739	100%
21 2016/2016 2080 Operation and Maintenance, Army Reserve	6/ 7/	24,554	0	24,554	0	25,611	17,986	7,625	-1,057	104%
21 2016/2016 2065 Operation and Maintenance, Army Natl Guard		60,845	0	60,845	0	51,066	30,163	20,903	9,779	84%
21 2016/2018 2031 Aircraft Procurement, Army		161,987	111,300	273,287	0	272,419	191,119	81,300	868	100%
21 2016/2018 2032 Missile Procurement, Army		37,260	0	37,260	12	35,998	5,781	30,217	1,262	97%
21 2016/2018 2033 Procurement of Weapons & Tracked Vehicles, Army		486,630	0	486,630	0	462,197	272,968	189,229	24,433	95%
21 2016/2018 2034 Procurement of Ammunition, Army		222,040	20,678	242,718	16,990	229,761	69,031	160,730	12,957	95%
21 2016/2018 2035 Other Procurement, Army		1,175,596	-24,471	1,151,125	2,026	1,063,846	691,254	372,592	87,279	92%
21 2016/2017 2040 Research, Development, Test, and Eval, Army		1,500	0	1,500	0	1,500	1,305	195	0	100%
17 2016/2016 1453 Military Personnel, Navy		251,011	92,841	343,852	0	342,551	340,889	1,662	1,301	100%
17 2016/2016 1405 Reserve Personnel, Navy		12,693	0	12,693	0	12,693	12,453	240	0	100%
17 2016/2016 1804 Operation and Maintenance, Navy	6/ 7/	4,789,789	219,669	5,009,458	0	5,062,035	3,628,162	1,433,873	-52,577	101%
17 2016/2016 1806 Operation and Maintenance, Navy Reserve	6/	31,462	0	31,462	0	31,406	22,127	9,279	56	100%
17 2016/2018 1506 Aircraft Procurement, Navy		210,990	0	210,990	0	196,049	101,716	94,333	14,941	93%
17 2016/2018 1508 Procurement of Ammunition, Navy and USMC		117,966	49,047	167,013	0	166,822	62,739	104,083	191	100%
17 2016/2018 1810 Other Procurement, Navy		186	0	186	0	86	86	0	100	46%
17 2016/2016 1105 Military Personnel, Marine Corps		171,079	315	171,394	0	143,857	65,548	78,309	27,537	84%
17 2016/2016 1108 Reserve Personnel, Marine Corps		3,393	0	3,393	0	3,300	2,937	363	93	97%
17 2016/2016 1106 Operation and Maintenance, Marine Corps	6/	914,186	23,000	937,186	117	844,907	797,720	47,187	92,279	90%
17 2016/2016 1107 Operation and Maintenance, USMC Reserve		3,455	0	3,455	0	3,225	3,122	103	230	93%
17 2016/2018 1109 Procurement, Marine Corps		56,934	6,800	63,734	0	60,552	47,324	13,228	3,182	95%
57 2016/2016 3500 Military Personnel, Air Force		726,126	157,287	883,413	0	848,344	848,344	0	35,069	96%
57 2016/2016 3700 Reserve Personnel, Air Force	7/	18,710	0	18,710	0	21,047	6,897	14,150	-2,337	112%
57 2016/2016 3850 National Guard Personnel, Air Force		2,828	2,327	5,155	0	5,155	5,012	143	0	100%
57 2016/2016 3400 Operation and Maintenance, Air Force	6/	8,290,224	154,440	8,444,664	-16,237	8,207,549	7,786,811	420,738	237,115	97%
57 2016/2016 3740 Operation and Maintenance, Air Force Reserve		58,106	0	58,106	0	57,145	35,761	21,384	961	98%
57 2016/2016 3840 Operation and Maintenance, Air Natl Guard		19,900	0	19,900	0	11,838	5,745	6,093	8,062	59%
57 2016/2018 3010 Aircraft Procurement, Air Force		128,900	76,100	205,000	1,142	152,626	49,356	103,270	52,374	74%
57 2016/2018 3020 Missile Procurement, Air Force		289,142	0	289,142	0	142,968	10,803	132,165	146,174	49%
57 2016/2018 3011 Procurement of Ammunition, Air Force		228,874	153,247	382,121	7,694	289,159	179,999	109,160	92,962	76%
57 2016/2018 3080 Other Procurement, Air Force		127,465	86,297	213,762	4,536	102,170	54,225	47,945	111,592	48%
57 2016/2017 3600 Research, Development, Test and Eval, Air Force		300	0	300	0	0	0	0	300	0%
97 2016/2016 0100 Operation and Maintenance, Defense-Wide	6/	3,363,389	545,275	3,908,664	-246	3,805,550	2,296,014	1,509,536	103,114	97%
97 2016/2017 0100 Operation and Maintenance, Defense-Wide		860,000	-248,000	612,000	0	611,689	611,524	165	311	100%
97 2016/2016 0107 Office of the Inspector General, Defense	7/	10,262	2,900	13,162	0	14,147	13,432	715	-985	107%
97 2016/2016 0130 Defense Health Program, Defense		272,704	14,364	287,068	-365	282,745	272,089	10,656	4,323	98%
97 2016/2018 0300 Procurement, Defense-Wide		140,436	88,768	229,204	4	213,167	146,455	66,712	16,037	93%
97 2016/2017 0400 Research, Development, Test and Eval, Defense	8/ 9/	8,000	10,559	18,559	0	-146	568	-714	18,705	-1%
97 2016/XXXX 4930 Defense Working Capital Funds, Defense		88,850	0	88,850	27	3,852	3,852	0	84,998	4%

**FY 2018 Estimate of Cost of War for FY 2016 Appropriations
(Amounts in Thousands)
As of December 31, 2017**

APPROPRIATION Fiscal Year 2016 Accounts	Notes	Funds Appropriated 1/6/	Funds Transferred 4/	Funds Available	Obligations December 2017	Obligations CFI 2/2	Disbursements CFI 2/	Unpaid Obligations	Unobligated Balance	Percent Obligated
21 2016/2017 2091 Afghanistan Security Forces Fund, Army		3,502,257	0	3,502,257	25	3,500,082	3,070,793	429,289	2,175	100%
21 2016/2018 2093 Joint Improvised Explosive Device Defeat Fund		349,464	0	349,464	-1,461	340,711	265,342	75,369	8,753	97%
21 2016/2017 2097 Iraq Train and Equip Fund	9/	715,000	0	715,000	-12	714,089	747,914	-33,825	911	100%
97 2016/2016 0105 Drug Interdiction & Cntr Drug Activities		186,000	-186,000	0	0	0	0	0	0	0%
Sub-Total		41,801,574	3,157,035	44,958,609	14,330	43,886,277	31,539,727	12,346,550	1,072,332	98%
Non-War Funds	5/	15,352,907	0	15,352,907	0	0	0	0	15,352,907	0%
Operation Noble Eagle - Baseline Funds	2/	0	0	95,582	0	0	0	0	95,582	0%
Grand Total		57,154,481	3,157,035	60,407,098	14,330	43,886,277	31,539,727	12,346,550	16,520,821	73%

**FY 2018 Estimate of Cost of War for FY 2016 Appropriations
(Amounts in Thousands)
As of December 31, 2017**

FY 2016 Status of Funds Footnotes:

1/ Reflects funding provided in Public Law 114-53, the Continuing Resolutions Act, 2016.

2/ Obligations include **\$95,582** for Operation Noble Eagle (ONE) as a cost of war.

3/ CFI is Cumulative From Inception.

4/ Table 1 reflects funds transferred into/out of FY 2016 war funds. The appropriation transfer column totals may also include the results of internal reprogrammings within the cost of war funds.

5/ Table 2 reflects Non-War funds whose execution is not included in the DoD Cost of War Report.

6/ Table 3 reflects OCO funding that was reduced by **\$893,519** due to a congressional mark that was applied to the Department of Defense Appropriations Act, 2016.

7/ Obligations that exceed funds available reflect cash flowing from baseline operations.

8/ Obligations with a negative ITD balance indicates a reporting discrepancy and will be corrected in a subsequent period.

9/ Disbursements that exceed obligations represents a reporting discrepancy and will be corrected in a subsequent period.

**FY 2018 Estimate of Cost of War for FY 2016 Appropriations
(Amounts in Thousands)
As of December 31, 2017**

Table 1 -- Reprogramming Actions into/out of Cost of War Funds

Reprogramming Action:	1	2	3	4	5	6	7	8	9	10	11
APPROPRIATION											
2016/2016 Military Personnel, Army								-54,347	75,000		
2016/2016 National Guard Personnel, Army		672				199		-19,270			
2016/2016 Operation and Maintenance, Army		26,629	4,500		6,625	135,153	1,367,435	83,335	174,361		
2016/2016 Aircraft Procurement, Army					84,000				27,300		
2016/2018 Other Procurement, Army								-24,471			
2016/2018 Procurement of Ammunition, Army											20,678
2016/2016 Military Personnel, Navy							86,041		6,800		
2016/2016 Operation and Maintenance, Navy		396	68,503	11,700	47,600	1,606		89,864			
2016/2018 Procurement of Ammunition, Navy and USMC											49,047
2016/2016 Military Personnel, Marine Corps		215				78		22			
2016/2016 Operation and Maintenance, Marine Corps							23,000				
2016/2018 Procurement, Marine Corps								6,800			
2016/2016 Military Personnel, Air Force					10,000			147,287			
2016/2016 National Guard Personnel, Air Force									2,327		
2016/2016 Operation and Maintenance, Air Force		11,223	4,500	88,100	8,820	49,988		-8,191			
2016/2018 Aircraft Procurement, Air Force				108,200							-32,100
2016/2018 Other Procurement, Air Force						2,435		12,482		-10,720	82,100
2016/2018 Procurement of Ammunition, Air Force											153,247
2016/2016 Operation and Maintenance, Defense-Wide	14,319	1,188	107,453	13,800	46,450	387,348	35,000	-19,374	-40,909		
2016/2017 Operation and Maintenance, Defense-Wide											-248,000
2016/2016 Office of the Inspector General, Defense									2,900		
2016/2016 Defense Health Program, Defense									14,364		
2016/2018 Procurement, Defense-Wide				36,000	23,400			9,949	4,019		15,400
2016/2017 Research, Development, Test and Eval, Defense						12,000	48,900		-1,441	-48,900	
2016/2016 Drug Interdiction & Cntr Drug Activities		-40,323				-145,677					
Reprogramming Total	14,319	0	184,956	257,800	226,895	443,130	1,560,376	224,086	264,721	-59,620	40,372
Cumulative Reprogramming Total	14,319	14,319	199,275	457,075	683,970	1,127,100	2,687,476	2,911,562	3,176,283	3,116,663	3,157,035

1. Base to OCO, DCMA Base-to-OCO, (\$14,319)
2. FY16-02 IR, Drug Interdiction and Counter-Drug Activities, (Zero Net Change)
3. FY16-02 PA, Counterterrorism Partnerships Fund for Syria Train & Equip, (\$116,453);
Base to OCO, Restore Fuel Savings, (\$68,503)
4. FY16-10 IR, Intelligence, Surveillance and Reconnaissance Request, (\$257,800)
5. FY16-13 IR, Intelligence, Surveillance and Reconnaissance (ISR) - Part 2, (\$226,895)
6. FY16-09 IR, Drug Interdiction and Counter Drug Activities, (\$Zero Net Change);
FY 16-11 PA, Counterterrorism Partnerships Fund Transfer for Syria Train and Equip, (\$300,000);
FY 16-13 PA, Operation Freedom Sentinel and Other Priorities, (\$143,130)
7. FY16-13 PA, Operation Freedom Sentinel and Other Priorities, (\$1,560,376)
8. FY 16-15 IR Classified Programs & Drug Interdiction and Counter-Drug Activities, Defense, (\$-842)
FY 16-18 PA Intelligence Surveillance and Reconnaissance (ISR) Request - MIP, (Zero Net Change)
FY 16-19 PA April 2016 Prior Approval, (\$133,380)
FY 16-20 IR Classified Programs, (Zero Net Change)
FY 16-21 PA May 2016 Prior Approval, (\$90,728)
FY 16-22 PA Omnibus 2016 Request, (Zero Net Change)
FY 16-25 IR Drug Interdiction and Counter-Drug Activities, Defense, (\$820)
9. FY16-19 PA, April 2016 Prior Approval, (\$163,330)
FY16-23 PA, OMNIBUS 2016 Military Intelligence Program (MIP), (Zero Net Change)
FY16-29 PA, Military Intelligence Program, (Zero Net Change)
FY16-30 PA, August 2016 Prior Approval, (\$6,800)
Base to OCO, (\$94,591)
Below Threshold Reprogramming, (Zero Net Change)
10. FY16-13 PA June 2016, Operation Freedom SENTINAL and Other Priorities, (-\$48,900)
FY 16-25 IR, Drug Interdiction and Counter-Drug Activities, Defense (-\$10,720)
11. FY17-16 PA June Prior Approval Request, dated June 30, 2017, (Zero Net Change)
FY17-25 PA August Prior Approval Request, dated Sep 7, 2017, (\$40,372)

**FY 2018 Estimate of Cost of War for FY 2016 Appropriations
(Amounts in Thousands)
As of December 31, 2017**

Table 2 -- Non-War Programs or Programs Whose Execution Is Not Included in the DoD Cost of War Report					
Non-War/Not Reported on the DoD Cost of War Report	Fund Item Description	Military Personnel	Operation & Maintenance	Procurement	Total
21 2016/2016 2020 Operation and Maintenance, Army	Congressional transfer from Title II to Title IX	2,200,000			2,200,000
17 2016/2016 1804 Operation and Maintenance, Navy	Congressional transfer from Title II to Title IX		2,200,000	-	2,200,000
17 2016/2016 1106 Operation and Maintenance, Marine Corps	Congressional transfer from Title II to Title IX		420,000		420,000
57 2016/2016 3400 Operation and Maintenance, Air Force	Congressional transfer from Title II to Title IX		2,200,000		2,200,000
Operation and Maintenance, Subtotal			7,020,000	-	7,020,000
97 2016/2018 0350 National Guard and Reserve Equipment, Defense	Baseline Programs funded by Congress in OCO			1,000,000	1,000,000
21 2016/2016 2020 Operation and Maintenance, Army	Restore Readiness		336,583		336,583
21 2016/2016 2065 Operation and Maintenance, Army Nat'l Guard	Restore Readiness		75,000		75,000
21 2016/2016 2080 Operation and Maintenance, Army Reserve	Restore Readiness		75,000		75,000
European Reassurance Initiative			789,300		789,300
Counterterrorism Partnerships Fund			1,100,000		1,100,000
Ukraine Security Initiative			250,000		250,000
Classified Programs					4,707,024
Non-War Programs Totals			9,645,883	1,000,000	15,352,907

Table 3 -- Section 8128 Fuel Saving applied to Overseas Contingency Operations				
Non-War/Not Reported on the DoD Cost of War Report	Fund Item Description	Operation & Maintenance		Total
21 2016/2016 2020 Operation and Maintenance, Army	Fuel Reduction	271,349		271,349
21 2016/2016 2080 Operation and Maintenance, Army Reserve	Fuel Reduction	5		5
17 2016/2016 1804 Operation and Maintenance, Navy	Fuel Reduction	164,202		164,202
17 2016/2016 1806 Operation and Maintenance, Navy Reserve	Fuel Reduction	181		181
17 2016/2016 1106 Operation and Maintenance, Marine Corps	Fuel Reduction	11,478		11,478
57 2016/2016 3400 Operation and Maintenance, Air Force	Fuel Reduction	431,226		431,226
97 2016/2016 0100 Operation and Maintenance, USSOCOM	Fuel Reduction	15,078		15,078
Operation and Maintenance, Total		893,519		893,519