

## COST OF WAR Through September 30, 2017

### TOTAL COST

Since September 11, 2001, the Department of Defense (DoD) has obligated **\$1,480.4 billion** for war-related costs:

### BREAKDOWN BY OPERATION since September 11, 2001

The **\$1,480.4 billion** breakdown by operation is:

	<b>% of Total</b>
<b><i>Current Contingencies (\$164.6 billion):</i></b>	
• Operation FREEDOM'S SENTINEL (OFS):	<b>\$116.7 billion ( 8%)</b>
• Operation INHERENT RESOLVE (OIR):	<b>\$20.2 billion ( 1%)</b>
• Operation NOBLE EAGLE (ONE):	<b>\$27.7 billion ( 2%)</b>
<b><i>Prior Year Contingencies (\$1,315.1 billion):</i></b>	
• Operation IRAQI FREEDOM (OIF)/NEW DAWN (OND):	<b>\$730.9 billion (49%)</b>
• Operation ENDURING FREEDOM (OEF):	<b>\$584.9 billion (40%)</b>

### AVERAGE MONTHLY SPENDING

• The <u>average monthly spending</u> for <u>all</u> Operations:	<b>\$4.1 billion (during FY 2017)</b>
• The average monthly spending for <b>OFS</b> :	<b>\$3.5 billion (86%)</b>
• The average monthly spending for <b>OIR</b> :	<b>\$0.7 billion (17%)</b>
• The average monthly spending for <b>OIF/OND</b> :	<b>\$-- billion (--%)</b>
• The average monthly spending for <b>OEF</b> :	<b>*\$-0.2 billion (-4%)</b>
• The average monthly spending for <b>ONE</b> :	<b>\$&lt;0.1 billion (&lt;1%)</b>

*\*The negative average monthly spending amounts result from normal deobligations and adjustments made within the fiscal year to properly align costs to the appropriate contingency operation.*

### TALKING POINTS

- The international combat mission, Operation ENDURING FREEDOM (OEF), formally ended on December 31, 2014. Operation FREEDOM'S SENTINEL (OFS) began on January 1, 2015. OFS continues the train, advise, and assist mission of the Afghanistan National Defense and Security Forces (ANDSF) at the corps and Ministry of Defense level, as well as with the Ministry of the Interior. The DoD has approximately 8,400 military personnel in Afghanistan.
  - The focus is on those processes associated with financial management, human resource management, force sustainment (logistics), and command and control. This includes a significant effort to further integrate and enhance aviation capabilities and intelligence support into the operations of the ANDSF.
  - Additionally, approximately 6,800 North Atlantic Treaty Organization (NATO) troops and troops from non-NATO coalition nations remain in Afghanistan to conduct the NATO-led Resolute Support (RS) mission.
- Operation INHERENT RESOLVE (OIR) began in August 2014, as a military air power intervention in Iraq and Syria in response to the threat posed by the Islamic State of Iraq and Syria (ISIS). The DoD has approximately 5,600 military personnel in Iraq and Syria.
  - The OIR campaign seeks to deny and degrade ISIS through precision airstrikes and intelligence collection, disrupt the flow of foreign forces, and build partner capacity.
  - Efforts include working with and through the Government of Iraq's (GoI) Iraqi Security Forces (ISF) in Iraq and Vetted Syrian Opposition (VSO) forces in Syria to build key security force capabilities, help professionalize their security forces, and promote stability in the region.

### WHAT IS THE MONEY BEING SPENT ON?

- War-related operational costs, such as operating tempo, training, overseas facilities and base support, equipment maintenance, and communications, and replacement of combat losses and enhancements.
- Support for deployed troops, which includes food, clothing, and health/medical services, special pay and benefits for troops in the field.
- Transportation of personnel and equipment, including airlift and sealift into and out of the theater of operations and support payments for the ANDSF and coalition partners.

# **Cost of War Update as of September 30, 2017**

## **Cost Estimate for Report**

**The cost to the Department of Defense to prepare and assemble this report  
is approximately \$180,000 for FY 2017.**

**Reference ID: 9-73F38AB**

# Department of Defense Cost of War as of September 30, 2017

(Dollars in Billions)

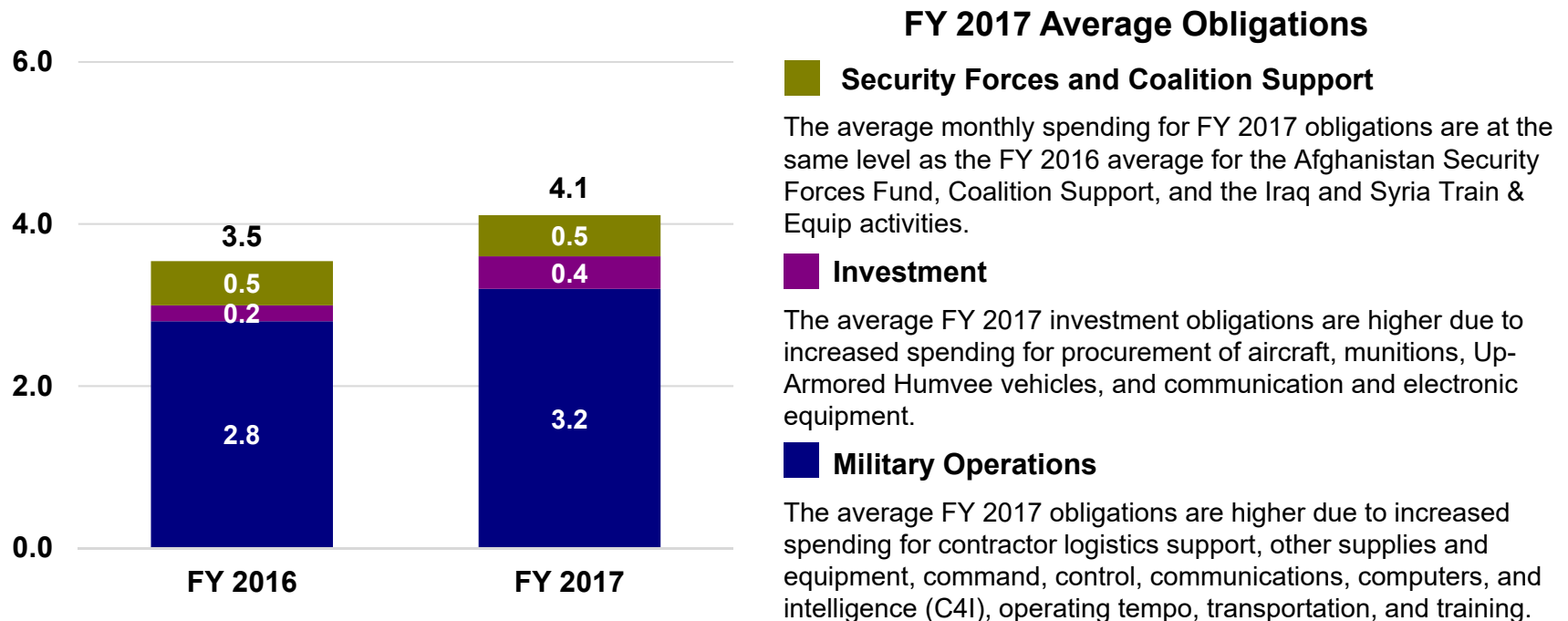
By Operation	Total FY 2016 <sup>(1)</sup>	FY 2017			Total Since 9/11
		September 2017	Cumulative 2017 <sup>(2)</sup>	Monthly Avg.	
IRAQI FREEDOM (OIF)/NEW DAWN (OND) <sup>(1)</sup> /Post-OND Iraq Activities	-2.1	--	0.2	--	730.9
INHERENT RESOLVE (OIR)	6.0	1.0	8.2	0.7	20.2
<b>Subtotal OIF/OND/OIR</b>	<b>3.9</b>	<b>1.0</b>	<b>8.4</b>	<b>0.7</b>	<b>751.1</b>
ENDURING FREEDOM (OEF) <sup>(2)</sup>	-4.0	0.3	-1.8	-0.2	584.9
FREEDOM'S SENTINEL (OFS)	41.8	5.0	42.5	3.5	116.7
<b>Subtotal OEF/OFS</b>	<b>37.8</b>	<b>5.3</b>	<b>40.7</b>	<b>3.4</b>	<b>701.6</b>
NOBLE EAGLE (ONE)	<0.1	<0.1	<0.1	<0.1	27.7
<b>TOTAL</b>	<b>41.7</b>	<b>6.3</b>	<b>49.1</b>	<b>4.1</b>	<b>1,480.4</b>

*Totals may not add due to rounding*

- (1) The totals in the FY 2016 column for Operation NEW DAWN (OND) and Operation ENDURING FREEDOM (OEF) reflect the cumulative total of downward adjustments posted to prior year accounts and adjustments between operations (e.g., OEF transfers to OFS and OIR for proper alignment).
- (2) The OEF total in the cumulative 2017 column reflects Army corrections posted in prior years: Army transferred \$1.4 billion from OEF to OFS in Military Personnel costs and posted prior year de-obligations in Procurement accounts the netted to \$0.6 billion for a total decrease of \$2.0 billion.

Source: Defense Finance and Accounting Service, Cost of War Monthly Report  
Data as of September 30, 2017

# FY 2017 Obligations for Contingency Operations Comparison of OIF/OND/OIR/OEF/OFS “Average Monthly Spending” — All Years (Dollars in Billions)



*Totals may not add due to rounding*

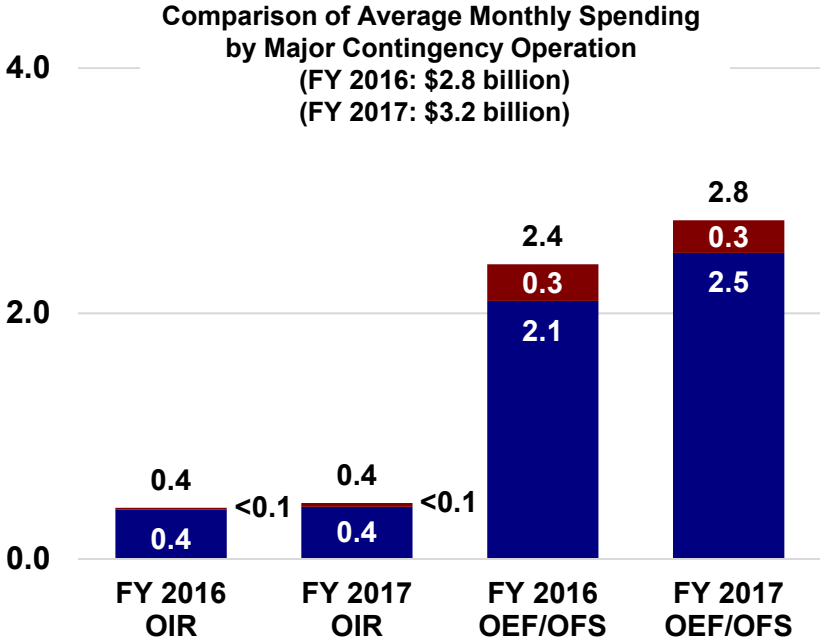
*Note: Obligation data does not include non-DoD classified programs and less than \$<0.1 billion from base funded Operation NOBLE EAGLE (ONE)  
Source: Defense Finance and Accounting Service, Cost of War Monthly Report  
Data as of September 30, 2017*

# FY 2017 Obligations for Military Operations

## Comparison of OIF/OND/OIR/OEF/OFS

### “Average Monthly Spending” — All Years

(Dollars in Billions)



### FY 2017 Average Obligations

**■ Military Personnel**

(FY 2016: \$0.3 billion; FY 2017: \$0.3 billion)

**OIR:** The average obligations are at the same level with the exception of slight increases in spending for reserve components called to active duty.

**OEF/OFS:** The average obligations are at the same level with the exception of slight increases in spending for reserve components called to active duty.

**■ Operation and Maintenance (includes Working Capital Funds)**

(FY 2016: \$2.5 billion; FY 2017: \$2.9 billion)

**OIR:** The average obligations are at the same level with the exception of slight decreases in depot maintenance.

**OEF/OFS:** The average obligations are higher due to increased spending for contractor logistics support, other supplies and equipment, command, control, communications, computers, and intelligence (C4I), operating tempo, transportation, and training

The FY 2017 average monthly spending for military operations is \$3.2 billion, up slightly from August’s reported \$3.1 billion.

*Totals may not add due to rounding*

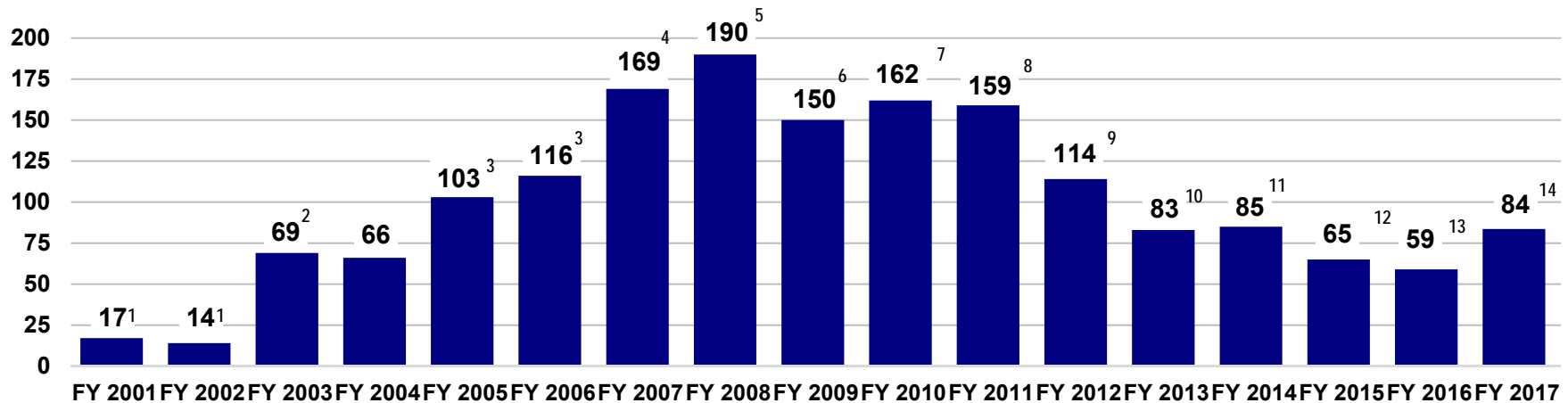
*Note: Obligation data does not include non-DoD classified programs and less than \$<0.1 billion from base funded Operation NOBLE EAGLE (ONE)*  
*Source: Defense Finance and Accounting Service, Cost of War Monthly Report.*  
*Data as of September 30, 2017*

# **Cost of War Backup Detail**

# Funding Appropriated through War-related Requests

## FY 2001 – FY 2017 (\$1,705B)

(Dollars in Billions)



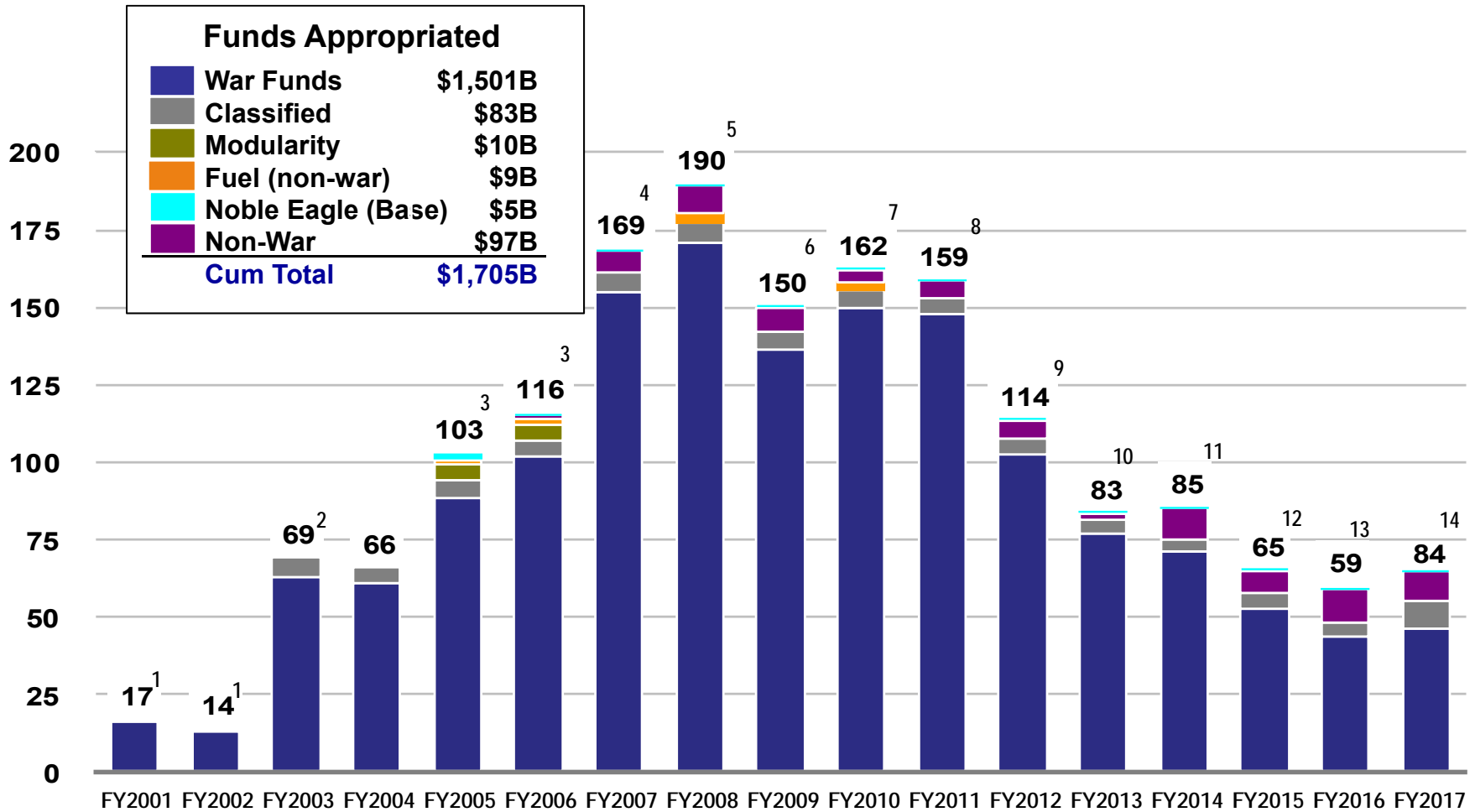
- 1/ FY 2001 includes \$3.5B of funds appropriated in the FY 2002 Supplemental (PL 107-117) as that is the year where the obligations were incurred. Authorization for the obligation of these funds was provided in the FY 2001 Supplemental (PL 107-38), which provided \$40B to OMB's Emergency Response Program for response to the 9/11 terrorist attacks on the United States
- 2/ FY 2003 reflects a rescission of \$3.5B of Iraq Freedom Funds enacted in the FY 2004 DoD Appropriations Act (PL 108-87)
- 3/ FY 2005 reflects \$25B appropriated in FY 2004 for FY 2005 war-related costs (Title IX Bridge) (PL 108-287); reflects \$3B appropriated in PLs 108-324, 109-61, and 109-62 for Hurricane Disaster Relief
- 4/ FY 2007 includes \$3B appropriated in GWOT Emergency Supplemental (PL 110-28) for BRAC
- 5/ FY 2008 includes \$16.8B appropriated for the Mine Resistant Ambush Protected Transfer Fund (PL 110-92 (\$5.2B)) and (PL 110-116 (\$11.6B)); also includes \$0.143B rescission enacted in the FY 2009 Supplemental but applicable to the FY 2008 OCO; does not reflect the \$3B rescission in PL 110-252 section 8003 applied to baseline programs
- 6/ FY 2009 does not reflect \$4.5B of rescissions enacted in the FY 2009 Supplemental that were applied to the Department's baseline programs; however, FY 2009 reflects \$0.1B of rescissions enacted in PL 113-6 (see note 10)
- 7/ FY 2010 reflects \$0.5B of rescissions enacted in the FY 2010 Supplemental, Education, Jobs, & Medicaid Assistance (PL 111-226), that were applied to the Department's FY 2010 OCO amounts; also, FY 2010 reflects \$0.6B of rescissions enacted in PL 112-74 (see note 9)
- 8/ FY 2011 reflects the FY 2011 Department of Defense and Full Year Continuing Appropriations Act (PL 112-10); also, FY 2011 reflects \$0.2B of rescissions enacted in PL 113-6 (see note 10) and \$0.1B of FY 2013 sequestered amount
- 9/ FY 2012 reflects the \$116B appropriated in the FY 2012 Consolidated Appropriations Act (PL 112-74) and does not reflect the \$0.6B of rescissions enacted in PL 112-74 that were applied to the Department's FY 2010 OCO programs; however, FY 2012 reflects \$1.7B of rescissions enacted in PL 113-6 (see note 10) and \$0.5B of FY 2013 sequestered amount
- 10/ FY 2013 reflects the Consolidated and Further Continuing Appropriations Act (PL 113-6) and does not reflect the \$0.1B, \$0.2B, and \$1.7B of rescissions enacted in PL 113-6 that were applied to the Department's FYs 2009, 2011, and 2012 OCO programs, respectively; however, FY 2013 reflects \$5.5B of FY 2013 sequestered amount
- 11/ FY 2014 reflects the Consolidated Appropriations Act (PL 113-76) and does not reflect the \$0.1B of rescissions enacted in PL 113-76 that were applied to the Department's FYs 2009 (\$0.05B) and 2013 (\$0.09B) in OCO programs, respectively
- 12/ FY 2015 reflects the Consolidated and Further Continuing Appropriations Act (PL 113-235) and does not reflect the \$1.2B of rescissions enacted in PL 113-235 that were applied to the Department's FYs 2014 (\$1.2B) and FY 2013 (\$0.007B) in OCO programs, respectively. Excludes Ebola emergency supplemental funds received in Title X for \$112 million
- 13/ FY 2016 reflects the Consolidated Appropriations Act, 2016 (PL 114-113) and does not reflect the \$0.4 of recessions enacted in PL 114-113 that were applied to FY 2015 Afghanistan Security Forces Fund
- 14/ FY 2017 reflects the Continuing Appropriations and the Military Construction, Veterans Affairs, and Related Agencies Appropriations Act, 2017 (Public Law (P.L.) 114-223) September 29, 2016 (\$172 million), the Further Continuing and Security Assistance Appropriations Act, 2017 (P.L. 114-254), December 10, 2016, (\$5.8 billion), and the Consolidated Appropriations Act of 2017 (P.L. 115-31) May 5, 2017, \$76.8 billion -Title IX and Title X.

Note: Includes funding for OIF/OND/OIR, OEF/OFS, and ONE. Beginning in FY 2005, ONE is funded in the DoD baseline. Totals may not add due to rounding  
 Source: Department of Defense Appropriations Acts Data as of September 30, 2017

# Funding Appropriated through War-related Requests

## FY 2001 – FY 2017 (\$1,705B)

(Dollars in Billions)



**Explanations for footnotes 1-14 are provided on Slide 12**

Totals may not add due to rounding

Note: Includes funding for OIF/OND/OIR, OEF/OFS, and ONE. Beginning in FY 2005, ONE is funded in the DoD baseline.

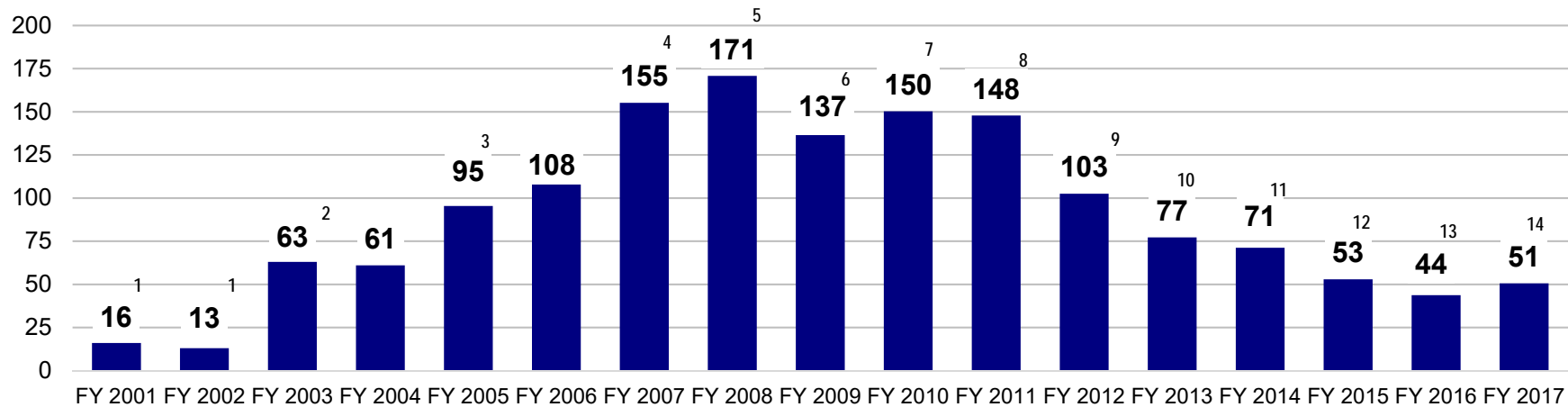
Source: Department of Defense Appropriations Acts

Data as of September 30, 2017



# Funding Appropriated through War-related Requests FY 2001 – FY 2017 (\$1,515B)

Excludes Non-DoD Classified and Non-War Costs (\$190B)  
(Dollars in Billions)



- 1/ FY 2001 includes \$3.5B of funds appropriated in the FY 2002 Supplemental (PL 107-117) as that is the year where the obligations were incurred. Authorization for the obligation of these funds was provided in the FY 2001 Supplemental (PL 107-38), which provided \$40B to OMB's Emergency Response Program for response to the 9/11 terrorist attacks on the United States
- 2/ FY 2003 reflects a rescission of \$3.5B of Iraq Freedom Funds enacted in the FY 2004 DoD Appropriations Act (PL 108-87)
- 3/ FY 2005 reflects \$25B appropriated in FY 2004 for FY 2005 war-related costs (Title IX Bridge) (PL 108-287); reflects \$3B appropriated in PLs 108-324, 109-61, and 109-62 for Hurricane Disaster Relief
- 4/ FY 2007 includes \$3B appropriated in GWOT Emergency Supplemental (PL 110-28) for BRAC
- 5/ FY 2008 includes \$16.8B appropriated for the Mine Resistant Ambush Protected Transfer Fund (PL 110-92 (\$5.2B)) and (PL 110-116 (\$11.6B)); also includes \$0.143B rescission enacted in the FY 2009 Supplemental but applicable to the FY 2008 OCO; does not reflect the \$3B rescission in PL 110-252 section 8003 applied to baseline programs
- 6/ FY 2009 does not reflect \$4.5B of rescissions enacted in the FY 2009 Supplemental that were applied to the Department's baseline programs; however, FY 2009 reflects \$0.1B of rescissions enacted in PL 113-6 (see note 10)
- 7/ FY 2010 reflects \$0.5B of rescissions enacted in the FY 2010 Supplemental, Education, Jobs, & Medicaid Assistance (PL 111-226), that were applied to the Department's FY 2010 OCO amounts; also, FY 2010 reflects \$0.6B of rescissions enacted in PL 112-74 (see note 9)
- 8/ FY 2011 reflects the FY 2011 Department of Defense and Full Year Continuing Appropriations Act (PL 112-10); also, FY 2011 reflects \$0.2B of rescissions enacted in PL 113-6 (see note 10) and \$0.1B of FY 2013 sequestered amount
- 9/ FY 2012 reflects the \$116B appropriated in the FY 2012 Consolidated Appropriations Act (PL 112-74) and does not reflect the \$0.6B of rescissions enacted in PL 112-74 that were applied to the Department's FY 2010 OCO programs; however, FY 2012 reflects \$1.7B of rescissions enacted in PL 113-6 (see note 10) and \$0.5B of FY 2013 sequestered amount
- 10/ FY 2013 reflects the Consolidated and Further Continuing Appropriations Act (PL 113-6) and does not reflect the \$0.1B, \$0.2B, and \$1.7B of rescissions enacted in PL 113-6 that were applied to the Department's FYs 2009, 2011, and 2012 OCO programs, respectively; however, FY 2013 reflects \$5.5B of FY 2013 sequestered amount
- 11/ FY 2014 reflects the Consolidated Appropriations Act (PL 113-76) and does not reflect the \$0.1B of rescissions enacted in PL 113-76 that were applied to the Department's FYs 2009 (\$0.05B) and 2013 (\$0.09B) in OCO programs, respectively
- 12/ FY 2015 reflects the Consolidated and Further Continuing Appropriations Act (PL 113-235) and does not reflect the \$1.2B of rescissions enacted in PL 113-235 that were applied to the Department's FYs 2014 (\$1.2B) and FY 2013 (\$0.007B) in OCO programs, respectively. Excludes Ebola emergency supplemental funds received in Title X for \$112 million
- 13/ FY 2016 reflects the Consolidated Appropriations Act, 2016 (PL 114-113) and does not reflect the \$0.4 of recessions enacted in PL 114-113 that were applied to FY 2015 Afghanistan Security Forces Fund
- 14/ FY 2017 reflects the Continuing Appropriations and the Military Construction, Veterans Affairs, and Related Agencies Appropriations Act, 2017 (Public Law (P.L.) 114-223) September 29, 2016 (\$172 million), the Further Continuing and Security Assistance Appropriations Act, 2017 (P.L. 114-254), December 10, 2016, (\$5.8 billion), and the Consolidated Appropriations Act of 2017 (P.L. 115-31) May 5, 2017, \$76.8 billion - Title IX and Title X less the European Reassurance Initiative, Classified Activities, and other non War appropriated amounts..

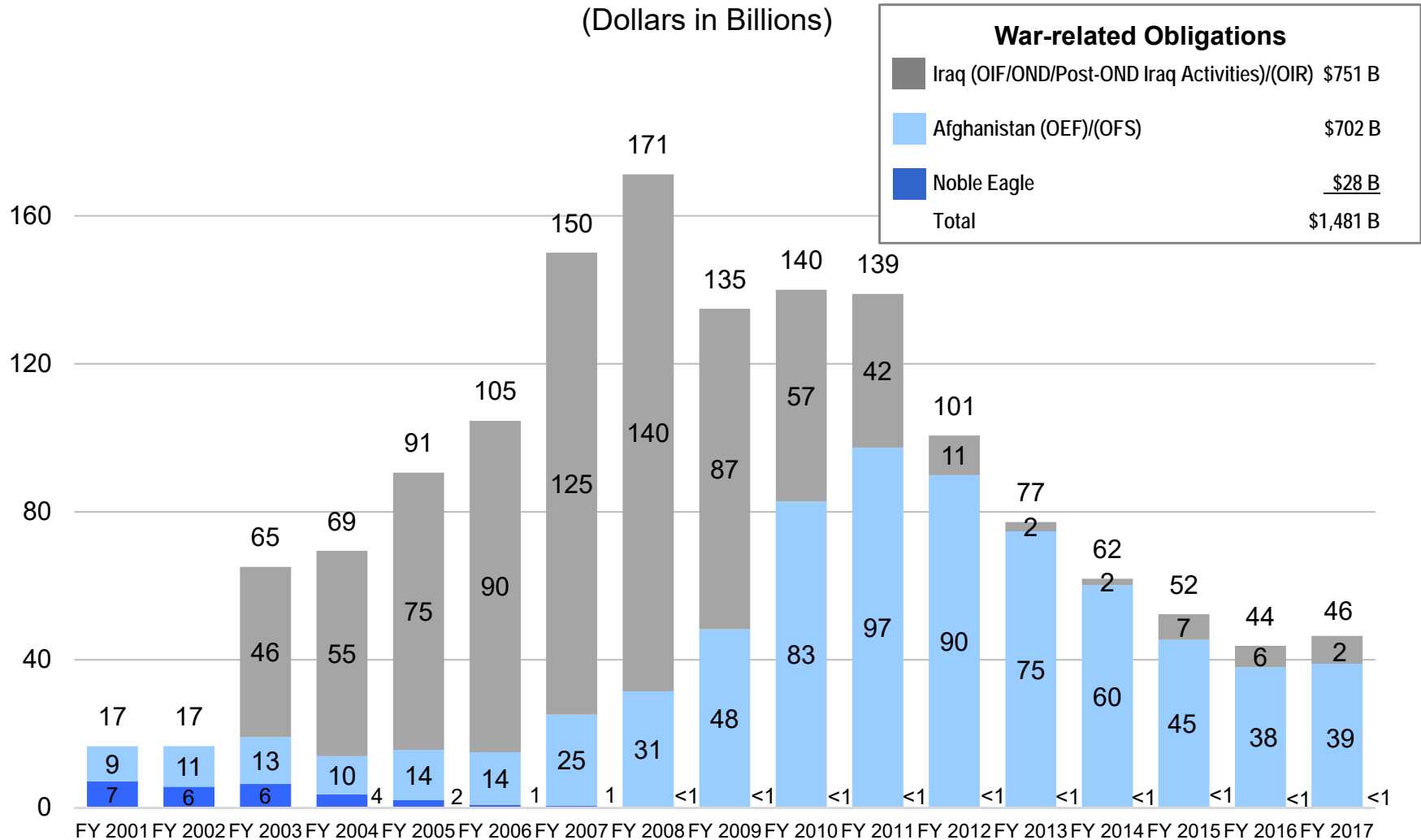
Note: Includes funding for OIF/OND/OIR, OEF/OFS, and ONE. Beginning in FY 2005, ONE is funded in the DoD baseline.  
Source: Department of Defense Appropriations Acts Data as of September 30, 2017

Totals may not add due to rounding

# Department of Defense Cost of War

## Total War-related Obligations by Year Appropriated

(Dollars in Billions)



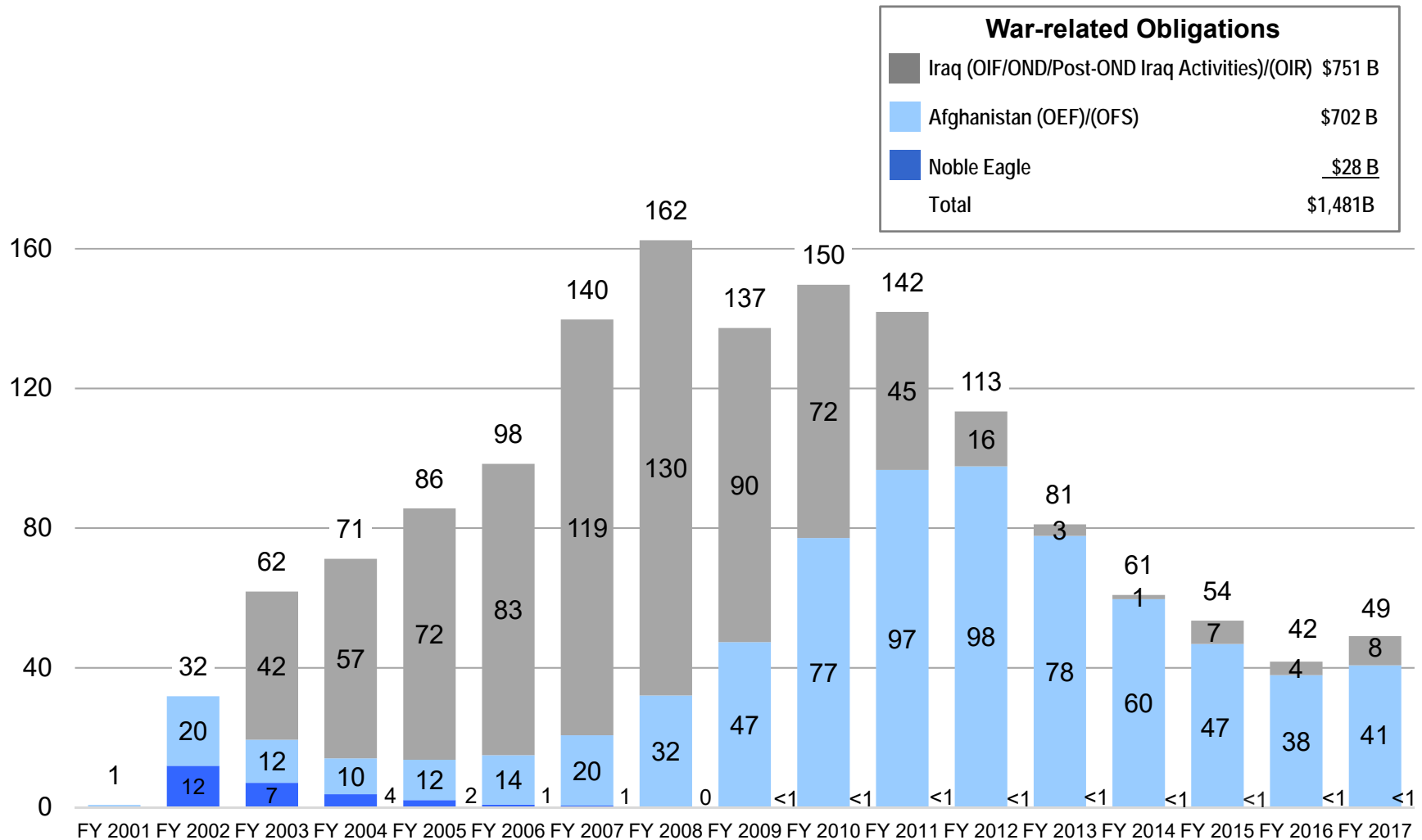
War-related Obligations	
Iraq (OIF/OND/Post-OND Iraq Activities)/(OIR)	\$751 B
Afghanistan (OEF)/(OFS)	\$702 B
Noble Eagle	\$28 B
<b>Total</b>	<b>\$1,481 B</b>

Note: Obligation data shown against year funds obligated. Does not include non-DoD classified programs.  
 Source: Defense Finance and Accounting Service, Cost of War Monthly Report  
 Data as of September 30, 2017

Totals may not add due to rounding

# Department of Defense Cost of War

## Total War-related Obligations by Year Incurred



War-related Obligations	
Iraq (OIF/OND/Post-OND Iraq Activities)/(OIR)	\$751 B
Afghanistan (OEF)/(OFS)	\$702 B
Noble Eagle	\$28 B
<b>Total</b>	<b>\$1,481B</b>

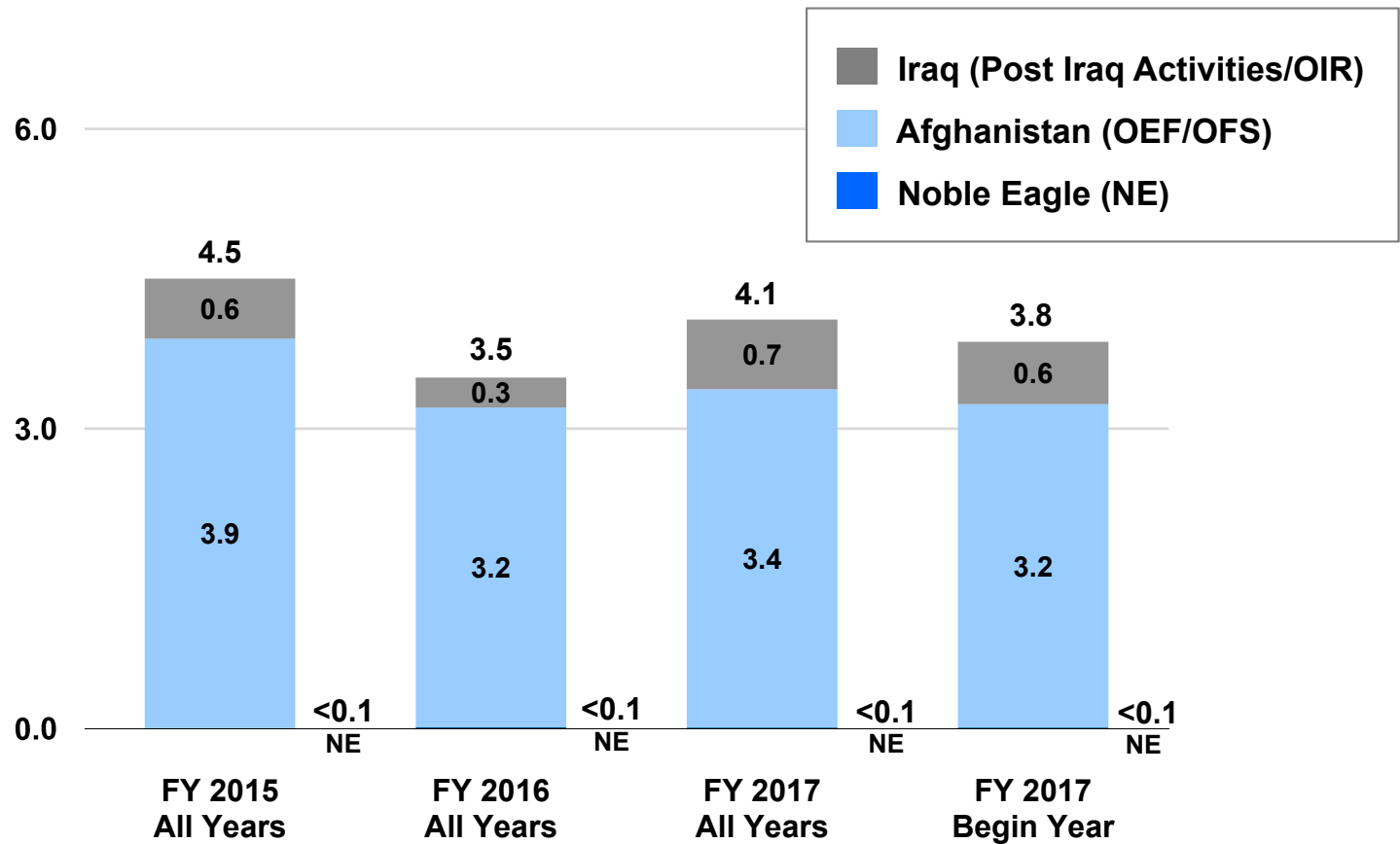
Note: Obligation data shown against year funds obligated. Does not include non-DoD classified programs.  
 Source: Defense Finance and Accounting Service, Cost of War Monthly Report  
 Data as of September 30, 2017

Totals may not add due to rounding

# FY 2017 Obligations for Contingency Operations

## Comparison of OIF/OND/Post-OND Iraq Activities/OIR OEF/OFS/ONE

### “Average Monthly Spending”



*Note: Obligation data does not include non-DoD classified programs.  
Source: Defense Finance and Accounting Service, Cost of War Monthly Report  
Data as of September 30, 2017*

*Totals may not add due to rounding*

## Explanatory Footnotes for Slide 7

1/ FY 2001 includes \$3.5B of funds appropriated in the FY 2002 Supplemental (PL 107-117) as that is the year where the obligations were incurred. Authorization for the obligation of these funds was provided in the FY 2001 Supplemental (PL 107-38), which provided \$40B to OMB's Emergency Response Program for response to the 9/11 terrorist attacks on the United States

2/ FY 2003 reflects a rescission of \$3.5B of Iraq Freedom Funds enacted in the FY 2004 DoD Appropriations Act (PL 108-87)

3/ FY 2005 reflects \$25B appropriated in FY 2004 for FY 2005 war-related costs (Title IX Bridge) (PL 108-287); reflects \$3B appropriated in PLs 108-324, 109-61, and 109-62 for Hurricane Disaster Relief

4/ FY 2007 includes \$3B appropriated in GWOT Emergency Supplemental (PL 110-28) for BRAC

5/ FY 2008 includes \$16.8B appropriated for the Mine Resistant Ambush Protected Transfer Fund (PL 110-92 (\$5.2B)) and (PL 110-116 (\$11.6B)); also includes \$0.143B rescission enacted in the FY 2009 Supplemental but applicable to the FY 2008 OCO; does not reflect the \$3B rescission in PL 110-252 section 8003 applied to baseline programs

6/ FY 2009 does not reflect \$4.5B of rescissions enacted in the FY 2009 Supplemental that were applied to the Department's baseline programs; however, FY 2009 reflects \$0.1B of rescissions enacted in PL 113-6 (see note 10)

7/ FY 2010 reflects \$0.5B of rescissions enacted in the FY 2010 Supplemental, Education, Jobs, & Medicaid Assistance (PL 111-226), that were applied to the Department's FY 2010 OCO amounts; also, FY 2010 reflects \$0.6B of rescissions enacted in PL 112-74 (see note 9)

8/ FY 2011 reflects the FY 2011 Department of Defense and Full Year Continuing Appropriations Act (PL 112-10); also, FY 2011 reflects \$0.2B of rescissions enacted in PL 113-6 (see note 10) and \$0.1B of FY 2013 sequestered amount

9/ FY 2012 reflects the \$116B appropriated in the FY 2012 Consolidated Appropriations Act (PL 112-74) and does not reflect the \$0.6B of rescissions enacted in PL 112-74 that were applied to the Department's FY 2010 OCO programs; however, FY 2012 reflects \$1.7B of rescissions enacted in PL 113-6 (see note 10) and \$0.5B of FY 2013 sequestered amount

10/ FY 2013 reflects the Consolidated and Further Continuing Appropriations Act (PL 113-6) and does not reflect the \$0.1B, \$0.2B, and \$1.7B of rescissions enacted in PL 113-6 that were applied to the Department's FYs 2009, 2011, and 2012 OCO programs, respectively; however, FY 2013 reflects \$5.5B of FY 2013 sequestered amount

11/ FY 2014 reflects the Consolidated Appropriations Act (PL 113-76) and does not reflect the \$0.1B of rescissions enacted in PL 113-76 that were applied to the Department's FYs 2009 (\$0.05B) and 2013 (\$0.09B) in OCO programs, respectively

12/ FY 2015 reflects the Consolidated and Further Continuing Appropriations Act (PL 113-235) and does not reflect the \$1.2B of rescissions enacted in PL 113-235 that were applied to the Department's FYs 2014 (\$1.2B) and FY 2013 (\$0.007B) in OCO programs, respectively. Excludes Ebola emergency supplemental funds received in Title X for \$112 million

13/ FY 2016 reflects the Consolidated Appropriations Act, 2016 (PL 114-113) and does not reflect the \$0.4 of recessions enacted in PL 114-113 that were applied to FY 2015 Afghanistan Security Forces Fund

14/ FY 2017 reflects the Continuing Appropriations and the Military Construction, Veterans Affairs, and Related Agencies Appropriations Act, 2017 (Public Law (P.L.) 114-223) September 29, 2016 (\$172 million), the Further Continuing and Security Assistance Appropriations Act, 2017 (P.L. 114-254), December 10, 2016, (\$5.8 billion), and the Consolidated Appropriations Act of 2017 (P.L. 115-31) May 5, 2017, \$76.8 billion - Title IX (\$62,676.324 million (excluding \$854.324 million of rescissions) and Title X (\$14,752.267 million).

**DEPARTMENT OF DEFENSE (DoD)**  
**ESTIMATE OF COST OF WAR REPORT**

**As of September 30, 2017**

**Cost Estimate for Report**

**The cost to the Department of Defense to prepare and assemble this report is approximately \$181,000 for FY 2017.**

**Reference ID: 9-7F4BED9**



**Cost of War Report  
September 30, 2017**

**Table of Contents**

<u>Title of Report</u>	<u>Page</u>
Summary Cost of War Obligations by Component, Appropriation and Operation	1
Military Personnel Subsidiary Report	
Fiscal Years 2007 – 2017 All Appropriations (Cost Breakdown Structure)	8
Fiscal Year 2017 All Appropriations (Cost Breakdown Structure)	12
Operation and Maintenance Subsidiary Report	
Fiscal Years 2007- 2017 All Appropriations (Cost Breakdown Structure)	16
Fiscal Year 2017 All Appropriations (Cost Breakdown Structure)	28
FY 2017 Cost of War for FY 2017 Appropriations	39
FY 2017 Cost of War for FY 2016 Appropriations	44
FY 2017 Cost of War for FY 2015 Appropriations	49





**Summary Cost of War Obligations by Component, Appropriation and  
Operation**

**COST OF WAR**  
**Summary Obligations by Component, Appropriation and Operation**  
**Fiscal Year 2007 - 2017**  
**(Amounts in Thousands)**  
**As of September 30, 2017**

Appropriation	Operation New Dawn (OND) / Post-OND Iraq Activities		Operation Enduring Freedom		Operation Freedom's Sentinel		Operation Noble Eagle		Operation Inherent Resolve		Summary	
	Obligations September 2017	Obligations Year To Date	Obligations September 2017	Obligations Year To Date	Obligations September 2017	Obligations Year To Date	Obligations September 2017	Obligations Year To Date	Obligations September 2017	Obligations Year To Date	Obligations September 2017	Obligations Year To Date
<b>DoD Total</b>	<b>-14,321</b>	<b>213,887</b>	<b>274,229</b>	<b>-1,836,520</b>	<b>5,028,036</b>	<b>42,456,457</b>	<b>13,032</b>	<b>97,824</b>	<b>1,015,625</b>	<b>8,150,993</b>	<b>6,316,601</b>	<b>49,082,641</b>
Military Personnel	0	-42	-17,726	-1,378,367	192,377	4,573,860	2,513	34,860	32,903	375,714	210,067	3,606,025
Operation and Maintenance	-16,076	-120,699	238,546	223,448	3,658,702	30,005,463	10,519	62,964	679,836	5,567,884	4,571,527	35,739,060
Afghanistan Security Forces Fund	0	0	-138,809	-263,675	402,788	4,142,744	0	0	0	0	263,979	3,879,069
Iraq Security Forces Fund	-34	-8,181	0	0	0	0	0	0	0	0	-34	-8,181
Afghanistan Infrastructure Fund	0	0	-1,203	-1,408	0	0	0	0	0	0	-1,203	-1,408
Iraq Train and Equip Fund	0	0	0	0	0	0	0	0	5,304	581,993	5,304	581,993
Counter-ISIL Train and Equip Fund	0	0	0	0	0	0	0	0	217,636	534,630	217,636	534,630
Procurement	10,504	357,044	63,746	-588,035	626,754	3,170,276	0	0	80,438	958,406	781,442	3,897,691
Joint Improvised Explosive Device Defeat Fund	-9,914	-10,503	-10,035	-36,469	135,258	485,467	0	0	0	0	115,309	438,495
Research, Development, Test and Evaluation	1,199	-3,732	-21,486	-18,169	12,110	74,634	0	0	-492	132,366	-8,669	185,099
Revolving and Management Funds	0	0	27,763	85,894	24	3,823	0	0	0	0	27,787	89,717
Military Construction	0	0	133,433	140,261	23	190	0	0	0	0	133,456	140,451
<b>Army Total</b>	<b>-11,164</b>	<b>296,968</b>	<b>297,071</b>	<b>-2,191,389</b>	<b>2,423,279</b>	<b>22,467,037</b>	<b>8,025</b>	<b>68,787</b>	<b>604,817</b>	<b>3,650,073</b>	<b>3,322,028</b>	<b>24,291,476</b>
Military Personnel	0	-42	-17,726	-1,378,367	86,148	3,361,754	1,770	26,386	18,143	216,124	88,335	2,225,855
Operation and Maintenance	-12,874	-49,683	276,255	136,191	1,548,339	12,451,459	6,255	42,401	348,556	2,144,894	2,166,531	14,725,262
Afghanistan Security Forces Fund	0	0	-138,809	-263,675	402,788	4,142,744	0	0	0	0	263,979	3,879,069
Iraq Security Forces Fund	-34	-8,181	0	0	0	0	0	0	0	0	-34	-8,181
Afghanistan Infrastructure Fund	0	0	-1,203	-1,408	0	0	0	0	0	0	-1,203	-1,408
Iraq Train and Equip Fund	0	0	0	0	0	0	0	0	5,304	581,993	5,304	581,993
Counter-ISIL Train and Equip Fund	0	0	0	0	0	0	0	0	217,636	534,630	217,636	534,630
Procurement	10,459	368,947	37,849	-804,370	363,156	2,262,095	0	0	16,670	68,481	428,134	1,895,153
Joint Improvised Explosive Device Defeat Fund	-9,914	-10,503	-10,035	-36,469	10,738	176,177	0	0	0	0	-9,211	129,205
Research, Development, Test and Evaluation	1,199	-3,570	9,907	14,420	12,110	72,808	0	0	-1,492	103,951	21,724	187,609
Military Construction	0	0	140,833	142,289	0	0	0	0	0	0	140,833	142,289
<b>Navy/Marine Corps Total</b>	<b>289</b>	<b>-9,883</b>	<b>-24,876</b>	<b>579,342</b>	<b>1,148,250</b>	<b>6,984,713</b>	<b>0</b>	<b>0</b>	<b>101,277</b>	<b>973,936</b>	<b>1,224,940</b>	<b>8,528,108</b>
<b>Navy Total</b>	<b>708</b>	<b>-785</b>	<b>-12,347</b>	<b>53,487</b>	<b>591,401</b>	<b>5,645,207</b>	<b>0</b>	<b>0</b>	<b>96,638</b>	<b>858,460</b>	<b>676,400</b>	<b>6,556,369</b>
Military Personnel	0	0	0	0	34,208	356,693	0	0	2,487	27,120	36,695	383,813
Operation and Maintenance	0	0	0	0	344,034	4,946,777	0	0	78,253	560,709	422,287	5,507,486
Procurement	708	-784	-4,322	57,255	213,136	341,547	0	0	14,898	242,216	224,420	640,234
Research, Development, Test and Evaluation	0	-1	-625	-1,740	0	0	0	0	1,000	28,415	375	26,674
Military Construction	0	0	-7,400	-2,028	23	190	0	0	0	0	-7,377	-1,838
<b>Marine Corps Total</b>	<b>-419</b>	<b>-9,098</b>	<b>-12,529</b>	<b>525,855</b>	<b>556,849</b>	<b>1,339,506</b>	<b>0</b>	<b>0</b>	<b>4,639</b>	<b>115,476</b>	<b>548,540</b>	<b>1,971,739</b>
Military Personnel	0	0	0	0	9,916	103,200	0	0	365	4,211	10,281	107,411
Operation and Maintenance	-290	-8,751	-11,455	531,945	540,121	1,175,845	0	0	4,274	111,265	532,650	1,810,304
Procurement	-129	-347	-1,074	-6,090	6,812	60,461	0	0	0	0	5,609	54,024
<b>Air Force Total</b>	<b>-2,782</b>	<b>-11,354</b>	<b>4,412</b>	<b>-87,267</b>	<b>777,548</b>	<b>8,159,351</b>	<b>5,007</b>	<b>29,037</b>	<b>256,377</b>	<b>2,837,442</b>	<b>1,040,562</b>	<b>10,927,209</b>
Military Personnel	0	0	0	0	62,105	752,213	743	8,474	11,908	128,259	74,756	888,946
Operation and Maintenance	-2,248	-582	-25,973	-146,429	705,779	7,114,522	4,264	20,563	198,479	2,093,207	880,301	9,081,281
Procurement	-534	-10,772	31,018	59,857	9,664	292,616	0	0	45,990	615,976	86,138	957,677
Research, Development, Test and Evaluation	0	0	-633	-695	0	0	0	0	0	0	-633	-695
<b>Defense Agencies Total</b>	<b>-664</b>	<b>-61,844</b>	<b>-2,378</b>	<b>-137,206</b>	<b>678,959</b>	<b>4,845,356</b>	<b>0</b>	<b>0</b>	<b>53,154</b>	<b>689,542</b>	<b>729,071</b>	<b>5,335,848</b>
Operation and Maintenance	-664	-61,683	-281	-298,259	520,429	4,316,860	0	0	50,274	657,809	569,758	4,614,727
Procurement	0	0	275	105,313	33,986	213,557	0	0	2,880	31,733	37,141	350,603
Joint Improvised Explosive Device Defeat Fund	0	0	0	0	124,520	309,290	0	0	0	0	124,520	309,290
Research, Development, Test and Evaluation	0	-161	-30,135	-30,154	0	1,826	0	0	0	0	-30,135	-28,489
Revolving and Management Funds	0	0	27,763	85,894	24	3,823	0	0	0	0	27,787	89,717

**COST OF WAR**  
**Obligations by Component, Appropriation and Operation**  
**Fiscal Year 2007 - 2017**  
**(Amounts in Thousands)**  
**As of September 30, 2017**

Appropriation	Operation New Dawn (OND) / Post-OND Iraq Activities		Operation Enduring Freedom		Operation Freedom's Sentinel		Operation Noble Eagle		Operation Inherent Resolve		Summary	
	Obligations September 2017	Obligations Year to Date	Obligations September 2017	Obligations Year to Date	Obligations September 2017	Obligations Year to Date	Obligations September 2017	Obligations Year to Date	Obligations September 2017	Obligations Year to Date	Obligations September 2017	Obligations Year to Date
<b>DoD Total</b>	<b>-14,321</b>	<b>213,887</b>	<b>274,229</b>	<b>-1,836,520</b>	<b>5,028,036</b>	<b>42,456,457</b>	<b>13,032</b>	<b>97,824</b>	<b>1,015,625</b>	<b>8,150,993</b>	<b>6,316,601</b>	<b>49,082,641</b>
<b>Army Total</b>	<b>-11,164</b>	<b>296,968</b>	<b>297,071</b>	<b>-2,191,389</b>	<b>2,423,279</b>	<b>22,467,037</b>	<b>8,025</b>	<b>68,787</b>	<b>604,817</b>	<b>3,650,073</b>	<b>3,322,028</b>	<b>24,291,476</b>
<b>Army Active</b>	<b>-11,164</b>	<b>297,010</b>	<b>314,804</b>	<b>-2,173,554</b>	<b>2,442,503</b>	<b>22,243,399</b>	<b>8,025</b>	<b>68,787</b>	<b>604,817</b>	<b>3,650,073</b>	<b>3,358,985</b>	<b>24,085,715</b>
21 2015/2015 2010 Military Personnel, Army	0	0	0	-1,360,276	0	1,360,276	0	0	0	0	0	0
21 2017/2017 2010 Military Personnel, Army	0	0	0	0	79,474	1,859,273	1,770	26,386	18,143	216,124	99,387	2,101,783
21 2012/2012 2020 Operation and Maintenance, Army	-9,118	-47,435	-32,646	-185,049	0	0	0	0	0	0	-41,764	-232,484
21 2013/2013 2020 Operation and Maintenance, Army	0	-28	174,100	168,977	0	0	0	0	0	0	174,100	168,949
21 2014/2014 2020 Operation and Maintenance, Army	0	-56	134,808	134,742	0	0	0	0	0	0	134,808	134,686
21 2015/2015 2020 Operation and Maintenance, Army	0	2,577	0	17,265	6,926	-27,369	0	0	0	0	6,926	-7,527
21 2016/2016 2020 Operation and Maintenance, Army	-3,756	-4,741	0	0	-95	-16,430	0	0	0	1	-3,851	-21,170
21 2017/2017 2020 Operation and Maintenance, Army	0	0	0	0	1,567,406	12,413,825	6,255	42,401	348,556	2,144,893	1,922,217	14,601,119
21 2010/2012 2031 Aircraft Procurement, Army	463	-3,842	4,170	-32,771	0	0	0	0	0	0	4,633	-36,613
21 2011/2013 2031 Aircraft Procurement, Army	-10	61,501	-92	553,511	0	0	0	0	0	0	-102	615,012
21 2012/2014 2031 Aircraft Procurement, Army	0	-116,595	-3,702	93,964	0	0	0	0	0	0	-3,702	-22,631
21 2013/2015 2031 Aircraft Procurement, Army	0	0	0	17,491	0	0	0	0	0	0	0	17,491
21 2014/2016 2031 Aircraft Procurement, Army	0	0	81	-31,104	0	0	0	0	0	0	0	-31,104
21 2015/2017 2031 Aircraft Procurement, Army	0	0	0	0	917	91,085	0	0	0	0	917	91,085
21 2016/2018 2031 Aircraft Procurement, Army	0	0	0	0	3,939	104,332	0	0	0	0	3,939	104,332
21 2017/2019 2031 Aircraft Procurement, Army	0	0	0	0	7,554	152,945	0	0	0	0	7,554	152,945
21 2010/2012 2032 Missile Procurement, Army	-71	-333	-646	-3,004	0	0	0	0	0	0	-717	-3,337
21 2011/2013 2032 Missile Procurement, Army	0	-6	-1	-61	0	0	0	0	0	0	-1	-67
21 2012/2014 2032 Missile Procurement, Army	0	-12,085	-5	11,627	0	0	0	0	0	0	-5	-458
21 2013/2015 2032 Missile Procurement, Army	0	0	0	-133	0	0	0	0	0	0	0	-133
21 2014/2016 2032 Missile Procurement, Army	0	0	-21	-3,267	0	0	0	0	0	0	-21	-3,267
21 2015/2017 2032 Missile Procurement, Army	0	0	0	0	9,895	44,296	0	0	236	7,064	10,131	51,360
21 2016/2018 2032 Missile Procurement, Army	0	0	0	0	0	0	0	0	1,857	31,773	1,857	31,773
21 2017/2019 2032 Missile Procurement, Army	0	0	0	0	28,258	324,552	0	0	0	0	28,258	324,552
21 2010/2012 2033 Procurement of Weapons & Tracked Vehicles	210	223	1,897	2,006	0	0	0	0	0	0	2,107	2,229
21 2011/2013 2033 Procurement of Weapons & Tracked Vehicles	-43	5,568	-389	50,107	0	0	0	0	0	0	-432	55,675
21 2012/2014 2033 Procurement of Weapons & Tracked Vehicles	0	-3,169	0	2,923	0	0	0	0	0	0	0	-246
21 2016/2018 2033 Procurement of Weapons & Tracked Vehicles	0	0	0	0	6,194	267,469	0	0	0	0	6,194	267,469
21 2017/2019 2033 Procurement of Weapons & Tracked Vehicles	0	0	0	0	0	22,030	0	0	0	0	0	22,030
21 2010/2012 2034 Procurement of Ammunition, Army	-11	-548	-92	-4,931	0	0	0	0	0	0	-103	-5,479
21 2011/2013 2034 Procurement of Ammunition, Army	-43	-4,412	-388	-39,704	0	0	0	0	0	0	-431	-44,116
21 2012/2014 2034 Procurement of Ammunition, Army	0	-16,588	-26	16,102	0	0	0	0	0	0	-26	-486
21 2013/2015 2034 Procurement of Ammunition, Army	0	0	44	-411	0	0	0	0	0	0	44	-411
21 2014/2016 2034 Procurement of Ammunition, Army	0	0	-37	-41	0	0	0	0	0	0	-37	-41
21 2015/2017 2034 Procurement of Ammunition, Army	0	0	0	0	866	42,277	0	0	0	0	866	42,277
21 2016/2018 2034 Procurement of Ammunition, Army	0	0	0	0	7,988	37,002	0	0	0	0	7,988	37,002
21 2017/2019 2034 Procurement of Ammunition, Army	0	0	0	0	43,134	72,589	0	0	0	0	43,134	72,589
21 2009/2011 2035 Other Procurement, Army	0	763,774	0	7,866	0	0	0	0	0	0	0	771,640
21 2010/2012 2035 Other Procurement, Army	9,959	-132,850	89,626	-1,195,656	0	0	0	0	0	0	99,585	-1,328,506
21 2011/2013 2035 Other Procurement, Army	5	-23,123	49	-208,103	0	0	0	0	0	0	54	-231,226
21 2012/2014 2035 Other Procurement, Army	0	-148,568	-3,518	5,518	0	0	0	0	0	0	-3,518	-143,050
21 2013/2015 2035 Other Procurement, Army	0	0	-49,101	-56,022	0	0	0	0	0	0	-49,101	-56,022
21 2014/2016 2035 Other Procurement, Army	0	0	0	9,723	0	0	0	0	0	0	0	9,723
21 2015/2017 2035 Other Procurement, Army	0	0	0	0	7,606	116,574	0	0	0	0	7,606	116,574
21 2016/2018 2035 Other Procurement, Army	0	0	0	0	36,151	329,307	0	0	0	37	36,151	329,344
21 2017/2019 2035 Other Procurement, Army	0	0	0	0	210,654	657,637	0	0	14,577	29,607	225,231	687,244
21 2011/2012 2040 Research, Development, Test, and Eval, Army	1,199	-384	10,791	-3,454	0	0	0	0	0	0	11,990	-3,838
21 2012/2013 2040 Research, Development, Test, and Eval, Army	0	-1,851	-20	1,621	0	0	0	0	0	0	-20	-230
21 2013/2014 2040 Research, Development, Test, and Eval, Army	0	-1,335	-581	16,536	0	0	0	0	0	0	-581	15,201
21 2014/2015 2040 Research, Development, Test, and Eval, Army	0	0	-283	-283	0	0	0	0	0	0	-283	-283
21 2015/2016 2040 Research, Development, Test, and Eval, Army	0	0	0	0	-54	-54	0	0	0	0	-54	-54
21 2016/2017 2040 Research, Development, Test, and Eval, Army	0	0	0	0	0	0	0	0	10	0	10	0
21 2017/2018 2040 Research, Development, Test, and Eval, Army	0	0	0	0	12,164	72,862	0	0	-1,502	103,951	10,662	176,813
21 2010/2012 2050 Military Construction, Army	0	0	139,436	129,318	0	0	0	0	0	0	139,436	129,318
21 2011/2013 2050 Military Construction, Army	0	0	-996	-649	0	0	0	0	0	0	-996	-649
21 2012/2012 2050 Military Construction, Army	0	0	2,393	13,620	0	0	0	0	0	0	2,393	13,620
21 2011/2012 2091 Afghanistan Security Forces Fund, Army	0	0	-138,614	-167,804	0	0	0	0	0	0	-138,614	-167,804
21 2012/2013 2091 Afghanistan Security Forces Fund, Army	0	0	176	-40,700	0	0	0	0	0	0	176	-40,700
21 2013/2014 2091 Afghanistan Security Forces Fund, Army	0	0	-371	-55,161	0	0	0	0	0	0	-371	-55,161
21 2014/2015 2091 Afghanistan Security Forces Fund, Army	0	0	0	-10	0	-256	0	0	0	0	0	-266

**COST OF WAR**  
**Obligations by Component, Appropriation and Operation**  
**Fiscal Year 2007 - 2017**  
**(Amounts in Thousands)**  
**As of September 30, 2017**

Appropriation	Operation New Dawn (OND) / Post-OND Iraq Activities		Operation Enduring Freedom		Operation Freedom's Sentinel		Operation Noble Eagle		Operation Inherent Resolve		Summary	
	Obligations September 2017	Obligations Year to Date	Obligations September 2017	Obligations Year to Date	Obligations September 2017	Obligations Year to Date	Obligations September 2017	Obligations Year to Date	Obligations September 2017	Obligations Year to Date	Obligations September 2017	Obligations Year to Date
21 2015/2016 2091 Afghanistan Security Forces Fund, Army	0	0	0	0	-471	-18,533	0	0	0	0	-471	-18,533
21 2016/2017 2091 Afghanistan Security Forces Fund, Army	0	0	0	0	133,236	836,617	0	0	0	0	133,236	836,617
21 2017/2018 2091 Afghanistan Security Forces Fund, Army	0	0	0	0	270,023	3,324,916	0	0	0	0	270,023	3,324,916
21 2011/2012 2092 Iraq Security Forces Fund, Army	-34	-8,181	0	0	0	0	0	0	0	0	-34	-8,181
21 2010/2012 2093 Joint Improvised Explosive Device Defeat Fund	-9,909	-10,147	-9,909	-10,147	0	0	0	0	0	0	-19,818	-20,294
21 2011/2013 2093 Joint Improvised Explosive Device Defeat Fund	-5	-356	-5	-356	0	0	0	0	0	0	-10	-712
21 2012/2014 2093 Joint Improvised Explosive Device Defeat Fund	0	0	-42	-904	0	0	0	0	0	0	-42	-904
21 2013/2015 2093 Joint Improvised Explosive Device Defeat Fund	0	0	-79	-23,513	0	0	0	0	0	0	-79	-23,513
21 2014/2016 2093 Joint Improvised Explosive Device Defeat Fund	0	0	0	-1,549	0	0	0	0	0	0	0	-1,549
21 2015/2017 2093 Joint Improvised Explosive Device Defeat Fund	0	0	0	0	10,388	33,772	0	0	0	0	10,388	33,772
21 2016/2018 2093 Joint Improvised Explosive Device Defeat Fund	0	0	0	0	221	54,615	0	0	0	0	221	54,615
21 2017/2019 2093 Joint Improvised Explosive Device Defeat Fund	0	0	0	0	129	87,790	0	0	0	0	129	87,790
21 2011/2012 2096 Afghanistan Infrastructure Fund, Army	0	0	-1,203	-2,088	0	0	0	0	0	0	-1,203	-2,088
21 2012/2013 2096 Afghanistan Infrastructure Fund, Army	0	0	0	-1,879	0	0	0	0	0	0	0	-1,879
21 2013/2014 2096 Afghanistan Infrastructure Fund, Army	0	0	0	18	0	0	0	0	0	0	0	18
21 2014/2015 2096 Afghanistan Infrastructure Fund, Army	0	0	0	2,541	0	0	0	0	0	0	0	2,541
21 2015/2016 2097 Iraq Train and Equip Fund	0	0	0	0	0	0	0	0	0	-5,563	0	-5,563
21 2016/2017 2097 Iraq Train and Equip Fund	0	0	0	0	0	0	0	0	29,861	334,236	29,861	334,236
21 2017/2018 2097 Iraq Train and Equip Fund	0	0	0	0	0	0	0	0	-24,557	253,320	-24,557	253,320
21 2017/2018 2099 Counter-ISIL Train and Equip Fund	0	0	0	0	0	0	0	0	217,636	534,630	217,636	534,630
<b>Army Reserve</b>	<b>0</b>	<b>0</b>	<b>4</b>	<b>421</b>	<b>3,123</b>	<b>37,588</b>	<b>0</b>	<b>0</b>	<b>0</b>	<b>0</b>	<b>3,127</b>	<b>38,009</b>
21 2012/2012 2070 Reserve Personnel, Army	0	0	3	-5	0	0	0	0	0	0	3	-5
21 2013/2013 2070 Reserve Personnel, Army	0	0	1	-7	0	0	0	0	0	0	1	-7
21 2014/2014 2070 Reserve Personnel, Army	0	0	0	-11	0	0	0	0	0	0	0	-11
21 2015/2015 2070 Reserve Personnel, Army	0	0	0	444	-21	-506	0	0	0	0	-21	-62
21 2016/2016 2070 Reserve Personnel, Army	0	0	0	0	-3	497	0	0	0	0	-3	497
21 2017/2017 2070 Reserve Personnel, Army	0	0	0	0	1,378	15,514	0	0	0	0	1,378	15,514
21 2017/2017 2080 Operation and Maintenance, Army Reserve	0	0	0	0	1,769	22,083	0	0	0	0	1,769	22,083
<b>Army National Guard</b>	<b>0</b>	<b>-42</b>	<b>-17,737</b>	<b>-18,256</b>	<b>-22,347</b>	<b>186,050</b>	<b>0</b>	<b>0</b>	<b>0</b>	<b>0</b>	<b>-40,084</b>	<b>167,752</b>
21 2012/2012 2060 National Guard Personnel, Army	0	-43	1	-24	0	0	0	0	0	0	1	-67
21 2013/2013 2060 National Guard Personnel, Army	0	1	-17,731	-21,947	0	0	0	0	0	0	-17,731	-21,946
21 2014/2014 2060 National Guard Personnel, Army	0	0	0	-119	0	0	0	0	0	0	0	-119
21 2015/2015 2060 National Guard Personnel, Army	0	0	0	3,578	-18	-3,983	0	0	0	0	-18	-405
21 2016/2016 2060 National Guard Personnel, Army	0	0	0	0	-14	-4,305	0	0	0	0	-14	-4,305
21 2017/2017 2060 National Guard Personnel, Army	0	0	0	0	5,352	134,988	0	0	0	0	5,352	134,988
21 2012/2012 2065 Operation and Maintenance, Army Natl Guard	0	0	-7	-7	0	0	0	0	0	0	-7	-7
21 2015/2015 2065 Operation and Maintenance, Army Natl Guard	0	0	0	263	0	-257	0	0	0	0	0	6
21 2017/2017 2065 Operation and Maintenance, Army Natl Guard	0	0	0	0	-27,667	59,607	0	0	0	0	-27,667	59,607
<b>Navy/Marine Corps Total</b>	<b>289</b>	<b>-9,883</b>	<b>-24,876</b>	<b>579,342</b>	<b>1,148,250</b>	<b>6,984,713</b>	<b>0</b>	<b>0</b>	<b>101,277</b>	<b>973,936</b>	<b>1,224,940</b>	<b>8,528,108</b>
<b>Navy Total</b>	<b>708</b>	<b>-785</b>	<b>-12,347</b>	<b>53,487</b>	<b>591,401</b>	<b>5,645,207</b>	<b>0</b>	<b>0</b>	<b>96,638</b>	<b>858,460</b>	<b>676,400</b>	<b>6,556,369</b>
<b>Navy Active</b>	<b>708</b>	<b>-785</b>	<b>-12,347</b>	<b>53,487</b>	<b>587,135</b>	<b>5,600,919</b>	<b>0</b>	<b>0</b>	<b>96,638</b>	<b>858,447</b>	<b>672,134</b>	<b>6,512,068</b>
17 2017/2017 1453 Military Personnel, Navy	0	0	0	0	32,929	342,246	0	0	2,487	27,107	35,416	369,353
17 2017/2017 1804 Operation and Maintenance, Navy	0	0	0	0	341,047	4,916,936	0	0	78,253	560,709	419,300	5,477,645
17 2010/2012 1506 Aircraft Procurement, Navy	-1,412	-4,468	-4,706	-7,187	0	0	0	0	0	0	-6,118	-11,655
17 2011/2013 1506 Aircraft Procurement, Navy	0	-41	0	-51	0	0	0	0	0	0	0	-92
17 2012/2014 1506 Aircraft Procurement, Navy	2,228	2,224	-2,228	-3,152	0	0	0	0	0	0	0	-928
17 2013/2015 1506 Aircraft Procurement, Navy	0	0	0	-14	0	0	0	0	0	0	0	-14
17 2014/2016 1506 Aircraft Procurement, Navy	0	0	0	-732	0	0	0	0	0	0	0	-732
17 2015/2017 1506 Aircraft Procurement, Navy	0	0	-6	3,655	0	0	0	0	0	0	-6	3,655
17 2016/2018 1506 Aircraft Procurement, Navy	0	0	0	0	33,906	58,714	0	0	-6	5,093	33,900	63,807
17 2017/2019 1506 Aircraft Procurement, Navy	0	0	0	0	117,824	185,158	0	0	11,098	90,974	128,922	276,132
17 2010/2012 1507 Weapons Procurement, Navy	0	0	-80	-155	0	0	0	0	0	0	-80	-155
17 2011/2013 1507 Weapons Procurement, Navy	0	22	0	-5	0	0	0	0	0	0	0	17
17 2014/2016 1507 Weapons Procurement, Navy	0	0	0	-438	0	0	0	0	0	0	0	-438
17 2015/2017 1507 Weapons Procurement, Navy	0	0	142	781	0	0	0	0	1	44,551	143	45,332
17 2017/2019 1507 Weapons Procurement, Navy	0	0	0	0	0	5,486	0	0	0	0	0	5,486
17 2010/2012 1508 Procurement of Ammunition, Navy and USMC	-41	-301	0	-1,881	0	0	0	0	0	0	-41	-2,182
17 2011/2013 1508 Procurement of Ammunition, Navy and USMC	0	-15	0	-1,518	0	0	0	0	0	0	0	-1,533
17 2012/2014 1508 Procurement of Ammunition, Navy and USMC	0	0	0	-130	0	0	0	0	0	0	0	-130
17 2013/2015 1508 Procurement of Ammunition, Navy and USMC	0	0	0	-1,048	0	0	0	0	0	0	0	-1,048
17 2014/2016 1508 Procurement of Ammunition, Navy and USMC	0	0	-4	-187	0	0	0	0	0	0	-4	-187
17 2015/2017 1508 Procurement of Ammunition, Navy and USMC	0	0	24	4,418	0	0	0	0	0	0	24	4,418

**COST OF WAR**  
**Obligations by Component, Appropriation and Operation**  
**Fiscal Year 2007 - 2017**  
**(Amounts in Thousands)**  
**As of September 30, 2017**

	Operation New Dawn (OND) / Post-OND Iraq Activities		Operation Enduring Freedom		Operation Freedom's Sentinel		Operation Noble Eagle		Operation Inherent Resolve		Summary	
	Obligations September 2017	Obligations Year to Date	Obligations September 2017	Obligations Year to Date	Obligations September 2017	Obligations Year to Date	Obligations September 2017	Obligations Year to Date	Obligations September 2017	Obligations Year to Date	Obligations September 2017	Obligations Year to Date
<b>Appropriation</b>												
17 2016/2018 1508 Procurement of Ammunition, Navy and USMC	0	0	0	0	0	6,353	0	0	0	0	0	6,353
17 2017/2019 1508 Procurement of Ammunition, Navy and USMC	0	0	0	0	2,181	11,996	0	0	0	97,232	2,181	109,228
17 2010/2012 1810 Other Procurement, Navy	-67	-228	-24	-174	0	0	0	0	0	0	-91	-402
17 2011/2013 1810 Other Procurement, Navy	0	-191	0	-13	0	0	0	0	0	0	0	-204
17 2012/2014 1810 Other Procurement, Navy	0	2,214	0	4,888	0	0	0	0	0	0	0	7,102
17 2013/2015 1810 Other Procurement, Navy	0	0	0	205	0	0	0	0	0	0	0	205
17 2014/2016 1810 Other Procurement, Navy	0	0	2,560	3,836	0	0	0	0	0	-21	2,560	3,815
17 2015/2017 1810 Other Procurement, Navy	0	0	0	56,157	0	0	0	0	0	582	0	56,739
17 2017/2019 1810 Other Procurement, Navy	0	0	0	0	59,225	73,840	0	0	3,805	3,805	63,030	77,645
17 2011/2012 1319 Research, Development, Test, and Eval, Navy	0	-1	-625	-1,174	0	0	0	0	0	0	-625	-1,175
17 2012/2013 1319 Research, Development, Test, and Eval, Navy	0	0	0	-10	0	0	0	0	0	0	0	-10
17 2013/2014 1319 Research, Development, Test, and Eval, Navy	0	0	0	-556	0	0	0	0	0	0	0	-556
17 2015/2016 1319 Research, Development, Test, and Eval, Navy	0	0	0	0	0	0	0	0	0	29	0	29
17 2017/2018 1319 Research, Development, Test, and Eval, Navy	0	0	0	0	0	0	0	0	1,000	28,386	1,000	28,386
17 2012/2012 1205 Military Construction, Navy and Marine Corps	0	0	-7,415	-2,316	0	0	0	0	0	0	-7,415	-2,316
17 2013/2013 1205 Military Construction, Navy and Marine Corps	0	0	15	288	0	0	0	0	0	0	15	288
17 2017/2021 1205 Military Construction, Navy and Marine Corps	0	0	0	0	23	190	0	0	0	0	23	190
<b>Navy Reserve</b>	<b>0</b>	<b>0</b>	<b>0</b>	<b>0</b>	<b>4,266</b>	<b>44,288</b>	<b>0</b>	<b>0</b>	<b>0</b>	<b>13</b>	<b>4,266</b>	<b>44,301</b>
17 2017/2017 1405 Reserve Personnel, Navy	0	0	0	0	1,279	14,447	0	0	0	13	1,279	14,460
17 2017/2017 1806 Operation and Maintenance, Navy Reserve	0	0	0	0	2,987	29,841	0	0	0	0	2,987	29,841
<b>Marine Corps Total</b>	<b>-419</b>	<b>-9,098</b>	<b>-12,529</b>	<b>525,855</b>	<b>556,849</b>	<b>1,339,506</b>	<b>0</b>	<b>0</b>	<b>4,639</b>	<b>115,476</b>	<b>548,540</b>	<b>1,971,739</b>
<b>Marine Corps Active</b>	<b>-419</b>	<b>-9,098</b>	<b>-12,381</b>	<b>525,817</b>	<b>556,764</b>	<b>1,333,164</b>	<b>0</b>	<b>0</b>	<b>4,639</b>	<b>115,476</b>	<b>548,603</b>	<b>1,965,359</b>
17 2017/2017 1105 Military Personnel, Marine Corps	0	0	0	0	9,851	99,101	0	0	365	4,211	10,216	103,312
17 2012/2012 1106 Operation and Maintenance, Marine Corps	-283	-459	-6,745	-13,586	0	0	0	0	0	0	-7,028	-14,045
17 2013/2013 1106 Operation and Maintenance, Marine Corps	0	-19	-506	-9,185	0	0	0	0	0	0	-506	-9,204
17 2014/2014 1106 Operation and Maintenance, Marine Corps	0	-9	-4,056	-4,049	0	0	0	0	0	0	-4,056	-4,058
17 2015/2015 1106 Operation and Maintenance, Marine Corps	-7	-6,045	0	558,727	-37	-532,481	0	0	0	-20	-44	20,181
17 2016/2016 1106 Operation and Maintenance, Marine Corps	0	-2,219	0	0	628	233,196	0	0	0	28	628	231,005
17 2017/2017 1106 Operation and Maintenance, Marine Corps	0	0	0	0	539,510	1,472,887	0	0	4,274	111,257	543,784	1,584,144
17 2010/2012 1109 Procurement, Marine Corps	-127	-329	-631	-1,617	0	0	0	0	0	0	-758	-1,946
17 2011/2013 1109 Procurement, Marine Corps	-2	-18	-246	-1,822	0	0	0	0	0	0	-248	-1,840
17 2012/2014 1109 Procurement, Marine Corps	0	0	-76	-1,742	0	0	0	0	0	0	-76	-1,742
17 2013/2015 1109 Procurement, Marine Corps	0	0	-121	-712	0	0	0	0	0	0	-121	-712
17 2014/2016 1109 Procurement, Marine Corps	0	0	0	-197	0	0	0	0	0	0	0	-197
17 2015/2017 1109 Procurement, Marine Corps	0	0	0	0	36	368	0	0	0	0	36	368
17 2016/2018 1109 Procurement, Marine Corps	0	0	0	0	-3	8,329	0	0	0	0	-3	8,329
17 2017/2019 1109 Procurement, Marine Corps	0	0	0	0	6,779	51,764	0	0	0	0	6,779	51,764
<b>Marine Corps Reserve</b>	<b>0</b>	<b>0</b>	<b>-148</b>	<b>38</b>	<b>85</b>	<b>6,342</b>	<b>0</b>	<b>0</b>	<b>0</b>	<b>0</b>	<b>-63</b>	<b>6,380</b>
17 2016/2016 1108 Reserve Personnel, Marine Corps	0	0	0	0	0	264	0	0	0	0	0	264
17 2017/2017 1108 Reserve Personnel, Marine Corps	0	0	0	0	65	3,835	0	0	0	0	65	3,835
17 2012/2012 1107 Operation and Maintenance, USMC Reserve	0	0	-148	-148	0	0	0	0	0	0	-148	-148
17 2013/2013 1107 Operation and Maintenance, USMC Reserve	0	0	0	192	0	0	0	0	0	0	192	192
17 2014/2014 1107 Operation and Maintenance, USMC Reserve	0	0	0	-10	0	0	0	0	0	0	0	-10
17 2015/2015 1107 Operation and Maintenance, USMC Reserve	0	0	0	4	0	-378	0	0	0	0	0	-374
17 2016/2016 1107 Operation and Maintenance, USMC Reserve	0	0	0	0	0	-10	0	0	0	0	0	-10
17 2017/2017 1107 Operation and Maintenance, USMC Reserve	0	0	0	0	20	2,631	0	0	0	0	20	2,631
<b>Air Force Total</b>	<b>-2,782</b>	<b>-11,354</b>	<b>4,412</b>	<b>-87,267</b>	<b>777,548</b>	<b>8,159,351</b>	<b>5,007</b>	<b>29,037</b>	<b>256,377</b>	<b>2,837,442</b>	<b>1,040,562</b>	<b>10,927,209</b>
<b>Air Force Active</b>	<b>-2,782</b>	<b>-11,354</b>	<b>4,412</b>	<b>-69,844</b>	<b>760,846</b>	<b>8,134,472</b>	<b>5,007</b>	<b>29,092</b>	<b>256,377</b>	<b>2,837,442</b>	<b>1,023,860</b>	<b>10,919,808</b>
57 2017/2017 3500 Military Personnel, Air Force	0	0	0	0	58,251	724,168	743	8,474	11,908	128,259	70,902	860,901
57 2012/2012 3400 Operation and Maintenance, Air Force	-602	1,424	-11,034	-71,546	0	0	0	0	0	0	-11,636	-70,122
57 2013/2013 3400 Operation and Maintenance, Air Force	-199	-494	-810	-14,210	0	0	0	0	0	0	-1,009	-14,704
57 2014/2014 3400 Operation and Maintenance, Air Force	-1,347	-1,303	-13,701	-36,996	0	0	0	-98	0	-1	-15,048	-38,398
57 2015/2015 3400 Operation and Maintenance, Air Force	-101	-150	-428	-6,254	-1,278	-18,748	5	-340	-5,829	-2,147	-30,976	-97,683
57 2016/2016 3400 Operation and Maintenance, Air Force	1	-59	0	0	-5,186	-83,884	-26	5	-4,094	-13,745	-9,305	-97,683
57 2017/2017 3400 Operation and Maintenance, Air Force	0	0	0	0	699,395	7,220,320	4,290	20,706	202,913	2,112,782	906,598	9,353,808
57 2010/2012 3010 Aircraft Procurement, Air Force	-534	-10,545	-29	-641	0	0	0	0	0	0	-563	-11,186
57 2011/2013 3010 Aircraft Procurement, Air Force	0	-227	-316	-1,364	0	0	0	0	0	0	-316	-1,591
57 2012/2014 3010 Aircraft Procurement, Air Force	0	0	-721	95	0	0	0	0	0	0	-721	95
57 2013/2015 3010 Aircraft Procurement, Air Force	0	0	5	-168	0	0	0	0	0	0	5	-168
57 2014/2016 3010 Aircraft Procurement, Air Force	0	0	-20	-295	0	0	0	0	0	0	-20	-295
57 2015/2017 3010 Aircraft Procurement, Air Force	0	0	15,953	49,907	0	0	0	0	7,200	2,041	23,153	51,948

**COST OF WAR**  
**Obligations by Component, Appropriation and Operation**  
**Fiscal Year 2007 - 2017**  
**(Amounts in Thousands)**  
**As of September 30, 2017**

	Operation New Dawn (OND) / Post-OND Iraq Activities		Operation Enduring Freedom		Operation Freedom's Sentinel		Operation Noble Eagle		Operation Inherent Resolve		Summary	
	Obligations September 2017	Obligations Year to Date	Obligations September 2017	Obligations Year to Date	Obligations September 2017	Obligations Year to Date	Obligations September 2017	Obligations Year to Date	Obligations September 2017	Obligations Year to Date	Obligations September 2017	Obligations Year to Date
<b>Appropriation</b>												
57 2016/2018 3010 Aircraft Procurement, Air Force	0	0	0	0	374	84,415	0	0	0	0	374	84,415
57 2017/2019 3010 Aircraft Procurement, Air Force	0	0	0	0	13	32,938	0	0	0	0	13	32,938
57 2010/2012 3020 Missile Procurement, Air Force	0	0	-68	-68	0	0	0	0	0	0	-68	-68
57 2012/2014 3020 Missile Procurement, Air Force	0	0	0	-52	0	0	0	0	0	0	-52	-52
57 2015/2017 3020 Missile Procurement, Air Force	0	0	5,208	15,308	0	0	0	0	19,412	94,304	24,620	109,612
57 2016/2018 3020 Missile Procurement, Air Force	0	0	0	0	656	113,038	0	0	0	25,801	656	138,839
57 2017/2019 3020 Missile Procurement, Air Force	0	0	0	0	0	0	0	0	579	717	579	717
57 2010/2012 3011 Procurement of Ammunition, Air Force	0	0	-5	-1,449	0	0	0	0	0	0	-5	-1,449
57 2011/2013 3011 Procurement of Ammunition, Air Force	0	0	-1	-2,509	0	0	0	0	0	0	-1	-2,509
57 2013/2015 3011 Procurement of Ammunition, Air Force	0	0	0	-4	0	0	0	0	0	0	-4	-4
57 2014/2016 3011 Procurement of Ammunition, Air Force	0	0	0	-7	0	-20	0	0	0	0	0	-27
57 2015/2017 3011 Procurement of Ammunition, Air Force	0	0	10,012	10,119	0	0	0	0	10,015	90,140	20,027	100,259
57 2016/2018 3011 Procurement of Ammunition, Air Force	0	0	0	0	0	8,286	0	0	0	0	0	8,286
57 2017/2019 3011 Procurement of Ammunition, Air Force	0	0	0	0	1,547	5,007	0	0	5,665	399,364	7,212	404,371
57 2010/2012 3080 Other Procurement, Air Force	0	0	-96	-13,791	0	0	0	0	0	0	-96	-13,791
57 2011/2013 3080 Other Procurement, Air Force	0	0	-39	-12,039	0	0	0	0	0	0	-39	-12,039
57 2012/2014 3080 Other Procurement, Air Force	0	0	0	-403	0	0	0	0	0	0	0	-403
57 2013/2015 3080 Other Procurement, Air Force	0	0	0	-94	0	0	0	0	0	0	0	-94
57 2014/2016 3080 Other Procurement, Air Force	0	0	0	-2	0	0	0	0	0	-75	0	-77
57 2015/2017 3080 Other Procurement, Air Force	0	0	1,135	17,314	0	2,068	0	0	0	-323	1,135	19,059
57 2016/2018 3080 Other Procurement, Air Force	0	0	0	0	732	38,273	0	0	0	0	732	38,273
57 2017/2019 3080 Other Procurement, Air Force	0	0	0	0	6,342	8,611	0	0	3,119	4,007	9,461	12,618
57 2011/2012 3600 Research, Development, Test, and Evaluation, Air Force	0	0	-593	-683	0	0	0	0	0	0	-593	-683
57 2012/2013 3600 Research, Development, Test, and Evaluation, Air Force	0	0	-40	-12	0	0	0	0	0	0	-40	-12
<b>Air Force Reserve</b>	<b>0</b>	<b>0</b>	<b>0</b>	<b>0</b>	<b>10,370</b>	<b>5,180</b>	<b>0</b>	<b>0</b>	<b>0</b>	<b>0</b>	<b>10,370</b>	<b>5,180</b>
57 2016/2016 3700 Reserve Personnel, Air Force	0	0	0	0	0	2,350	0	0	0	0	0	2,350
57 2017/2017 3700 Reserve Personnel, Air Force	0	0	0	0	3,108	20,567	0	0	0	0	3,108	20,567
57 2015/2015 3740 Operation and Maintenance, Air Force Reserve	0	0	0	0	0	-74,011	0	0	0	0	0	-74,011
57 2016/2016 3740 Operation and Maintenance, Air Force Reserve	0	0	0	0	0	1	0	0	0	0	0	1
57 2017/2017 3740 Operation and Maintenance, Air Force Reserve	0	0	0	0	7,262	56,273	0	0	0	0	7,262	56,273
<b>Air Force National Guard</b>	<b>0</b>	<b>0</b>	<b>0</b>	<b>-17,423</b>	<b>6,332</b>	<b>19,699</b>	<b>0</b>	<b>-55</b>	<b>0</b>	<b>0</b>	<b>6,332</b>	<b>2,221</b>
57 2017/2017 3850 National Guard Personnel, Air Force	0	0	0	0	746	5,128	0	0	0	0	746	5,128
57 2015/2015 3840 Operation and Maintenance, Air Natl Guard	0	0	0	-17,423	0	-16	0	-55	0	0	0	-17,494
57 2017/2017 3840 Operation and Maintenance, Air Natl Guard	0	0	0	0	5,586	14,587	0	0	0	0	5,586	14,587
<b>Defense Agencies Total</b>	<b>-664</b>	<b>-61,844</b>	<b>-2,378</b>	<b>-137,206</b>	<b>678,959</b>	<b>4,845,356</b>	<b>0</b>	<b>0</b>	<b>53,154</b>	<b>689,542</b>	<b>729,071</b>	<b>5,335,848</b>
<b>DCAA Total</b>	<b>0</b>	<b>-118</b>	<b>0</b>	<b>0</b>	<b>4,519</b>	<b>10,512</b>	<b>0</b>	<b>0</b>	<b>-11</b>	<b>1,963</b>	<b>4,508</b>	<b>12,357</b>
97 2012/2012 0100 Operation and Maintenance, Defense-Wide	0	-606	0	0	0	-510	0	0	0	0	0	-1,116
97 2016/2016 0100 Operation and Maintenance, Defense-Wide	0	488	0	0	0	0	0	0	0	0	0	488
97 2017/2017 0100 Operation and Maintenance, Defense-Wide	0	0	0	0	4,519	11,022	0	0	-11	1,963	4,508	12,985
<b>DCMA Total</b>	<b>-1</b>	<b>-1</b>	<b>-11</b>	<b>-11</b>	<b>-55</b>	<b>13,509</b>	<b>0</b>	<b>0</b>	<b>0</b>	<b>0</b>	<b>-67</b>	<b>13,497</b>
97 2012/2012 0100 Operation and Maintenance, Defense-Wide	-1	-1	-11	-11	0	0	0	0	0	0	-12	-12
97 2017/2017 0100 Operation and Maintenance, Defense-Wide	0	0	0	0	-55	13,509	0	0	0	0	-55	13,509
<b>DHP Total</b>	<b>0</b>	<b>-822</b>	<b>1,241</b>	<b>-208,731</b>	<b>30,908</b>	<b>281,384</b>	<b>0</b>	<b>0</b>	<b>0</b>	<b>0</b>	<b>32,149</b>	<b>71,831</b>
97 2011/2011 0130 Defense Health Program, O&M	0	-661	0	-1,150	0	0	0	0	0	0	0	-1,811
97 2011/2012 0130 Defense Health Program, RDT&E	0	-161	0	0	0	0	0	0	0	0	0	-161
97 2012/2012 0130 Defense Health Program, O&M	0	0	0	-194,660	0	0	0	0	0	0	0	-194,660
97 2013/2013 0130 Defense Health Program, O&M	0	0	45	-8,734	0	0	0	0	0	0	45	-8,734
97 2014/2014 0130 Defense Health Program, O&M	0	0	0	-5,523	0	0	0	0	0	0	0	-5,523
97 2015/2015 0130 Defense Health Program, O&M	0	0	1,196	1,336	0	-1,192	0	0	0	0	1,196	144
97 2016/2016 0130 Defense Health Program, O&M	0	0	0	0	-92	-49,030	0	0	0	0	-92	-49,030
97 2017/2017 0130 Defense Health Program, O&M	0	0	0	0	31,000	331,606	0	0	0	0	31,000	331,606
<b>DHRA Total</b>	<b>0</b>	<b>0</b>	<b>0</b>	<b>3,828</b>	<b>0</b>	<b>0</b>	<b>0</b>	<b>0</b>	<b>0</b>	<b>0</b>	<b>0</b>	<b>3,828</b>
97 2013/2013 0100 Operation and Maintenance, Defense-Wide	0	0	0	4,953	0	0	0	0	0	0	0	4,953
97 2014/2014 0100 Operation and Maintenance, Defense-Wide	0	0	0	7	0	0	0	0	0	0	0	7
97 2015/2015 0100 Operation and Maintenance, Defense-Wide	0	0	0	-1,132	0	0	0	0	0	0	0	-1,132
<b>DISA Total</b>	<b>0</b>	<b>0</b>	<b>-106</b>	<b>2,399</b>	<b>3,655</b>	<b>-10,717</b>	<b>0</b>	<b>0</b>	<b>8,168</b>	<b>74,601</b>	<b>11,717</b>	<b>66,283</b>
97 2012/2012 0100 Operation and Maintenance, Defense-Wide	0	0	-276	-276	0	0	0	0	0	0	-276	-276
97 2014/2014 0100 Operation and Maintenance, Defense-Wide	0	0	-72	-70	0	0	0	0	0	0	-72	-70
97 2015/2015 0100 Operation and Maintenance, Defense-Wide	0	0	-28	2,475	0	2	0	0	0	0	-28	2,477
97 2016/2016 0100 Operation and Maintenance, Defense-Wide	0	0	0	0	1,216	-18,659	0	0	0	19,903	1,216	1,244

**COST OF WAR**  
**Obligations by Component, Appropriation and Operation**  
**Fiscal Year 2007 - 2017**  
**(Amounts in Thousands)**  
**As of September 30, 2017**

Appropriation	Operation New Dawn (OND) / Post-OND Iraq Activities		Operation Enduring Freedom		Operation Freedom's Sentinel		Operation Noble Eagle		Operation Inherent Resolve		Summary	
	Obligations September 2017	Obligations Year to Date	Obligations September 2017	Obligations Year to Date	Obligations September 2017	Obligations Year to Date	Obligations September 2017	Obligations Year to Date	Obligations September 2017	Obligations Year to Date	Obligations September 2017	Obligations Year to Date
97 2017/2017 0100 Operation and Maintenance, Defense-Wide	0	0	0	0	1,189	26,354	0	0	5,288	22,965	6,477	49,319
97 2010/2012 0300 Procurement, Defense-Wide	0	0	176	176	0	0	0	0	0	0	176	176
97 2015/2017 0300 Procurement, Defense-Wide	0	0	2,304	2,304	0	0	0	0	0	0	2,304	2,304
97 2016/2018 0300 Procurement, Defense-Wide	0	0	0	0	0	-23,727	0	0	1,396	27,198	1,396	3,471
97 2017/2019 0300 Procurement, Defense-Wide	0	0	0	0	1,250	5,313	0	0	1,484	4,535	2,734	9,848
97 2011/2012 0400 Research, Development, Test, and Evaluation, Defense-Wide	0	0	-2,210	-2,210	0	0	0	0	0	0	-2,210	-2,210
<b>DLA Total</b>	<b>0</b>	<b>0</b>	<b>27,763</b>	<b>85,894</b>	<b>24</b>	<b>3,823</b>	<b>0</b>	<b>0</b>	<b>0</b>	<b>0</b>	<b>27,787</b>	<b>89,717</b>
97 2013/XXXX 4930 Defense Working Capital Funds, Defense (Army)	0	0	1,506	1,887	0	0	0	0	0	0	1,506	1,887
97 2013/XXXX 4930 Defense Working Capital Funds, Defense	0	0	2,983	19,220	0	0	0	0	0	0	2,983	19,220
97 2014/XXXX 4930 Defense Working Capital Funds, Defense (Army)	0	0	1,178	-634	0	0	0	0	0	0	1,178	-634
97 2014/XXXX 4930 Defense Working Capital Funds, Defense	0	0	22,096	65,378	0	0	0	0	0	0	22,096	65,378
97 2015/XXXX 4930 Defense Working Capital Funds, Defense	0	0	0	43	0	0	0	0	0	0	0	43
97 2016/XXXX 4930 Defense Working Capital Funds, Defense	0	0	0	0	24	2,714	0	0	0	0	24	2,714
97 2017/XXXX 4930 Defense Working Capital Funds, Defense	0	0	0	0	0	1,109	0	0	0	0	0	1,109
<b>DLSA Total</b>	<b>0</b>	<b>-60,161</b>	<b>0</b>	<b>0</b>	<b>16,855</b>	<b>111,137</b>	<b>0</b>	<b>0</b>	<b>0</b>	<b>0</b>	<b>16,855</b>	<b>50,976</b>
97 2012/2012 0100 Operation and Maintenance, Defense-Wide	0	-60,161	0	0	0	0	0	0	0	0	0	-60,161
97 2017/2017 0100 Operation and Maintenance, Defense-Wide	0	0	0	0	16,855	111,137	0	0	0	0	16,855	111,137
<b>DMA Total</b>	<b>0</b>	<b>0</b>	<b>0</b>	<b>-412</b>	<b>77</b>	<b>13,227</b>	<b>0</b>	<b>0</b>	<b>0</b>	<b>0</b>	<b>77</b>	<b>12,815</b>
97 2012/2012 0100 Operation and Maintenance, Defense-Wide	0	0	0	-402	0	0	0	0	0	0	0	-402
97 2013/2013 0100 Operation and Maintenance, Defense-Wide	0	0	0	-66	0	0	0	0	0	0	0	-66
97 2014/2014 0100 Operation and Maintenance, Defense-Wide	0	0	0	56	0	-56	0	0	0	0	0	0
97 2016/2016 0100 Operation and Maintenance, Defense-Wide	0	0	0	0	0	-34	0	0	0	0	0	-34
97 2017/2017 0100 Operation and Maintenance, Defense-Wide	0	0	0	0	77	13,317	0	0	0	0	77	13,317
<b>DODEA Total</b>	<b>-663</b>	<b>-673</b>	<b>-88</b>	<b>-361</b>	<b>711</b>	<b>66,506</b>	<b>0</b>	<b>0</b>	<b>0</b>	<b>0</b>	<b>-40</b>	<b>65,472</b>
97 2012/2012 0100 Operation and Maintenance, Defense-Wide	-663	-673	0	0	0	0	0	0	0	0	-663	-673
97 2013/2013 0100 Operation and Maintenance, Defense-Wide	0	0	0	-273	0	0	0	0	0	0	0	-273
97 2014/2014 0100 Operation and Maintenance, Defense-Wide	0	0	-88	-88	0	0	0	0	0	0	-88	-88
97 2015/2015 0100 Operation and Maintenance, Defense-Wide	0	0	0	0	0	-37	0	0	0	0	0	-37
97 2016/2016 0100 Operation and Maintenance, Defense-Wide	0	0	0	0	0	-457	0	0	0	0	0	-457
97 2017/2017 0100 Operation and Maintenance, Defense-Wide	0	0	0	0	711	67,000	0	0	0	0	711	67,000
<b>DODIG Total</b>	<b>0</b>	<b>0</b>	<b>187</b>	<b>11</b>	<b>1,956</b>	<b>6,300</b>	<b>0</b>	<b>0</b>	<b>1,319</b>	<b>7,700</b>	<b>3,462</b>	<b>14,011</b>
97 2013/2013 0107 Office of the Inspector General, Defense	0	0	0	10	0	0	0	0	0	0	0	10
97 2014/2014 0107 Office of the Inspector General, Defense	0	0	187	0	0	0	0	0	0	0	187	0
97 2015/2015 0107 Office of the Inspector General, Defense	0	0	0	1	0	0	0	0	0	0	0	1
97 2016/2016 0107 Office of the Inspector General, Defense	0	0	0	0	1,956	1,829	0	0	854	97	2,810	1,926
97 2017/2017 0107 Office of the Inspector General, Defense	0	0	0	0	0	4,471	0	0	465	7,603	465	12,074
<b>DSCA Total</b>	<b>0</b>	<b>0</b>	<b>0</b>	<b>12,448</b>	<b>7,998</b>	<b>713,640</b>	<b>0</b>	<b>0</b>	<b>0</b>	<b>0</b>	<b>7,998</b>	<b>726,088</b>
97 2015/2016 0100 Operation and Maintenance, Defense-Wide	0	0	0	12,448	0	0	0	0	0	0	0	12,448
97 2016/2017 0100 Operation and Maintenance, Defense-Wide	0	0	0	0	0	588,891	0	0	0	0	0	588,891
97 2017/2017 0100 Operation and Maintenance, Defense-Wide	0	0	0	0	0	106,351	0	0	0	0	0	106,351
97 2017/2018 0100 Operation and Maintenance, Defense-Wide	0	0	0	0	7,998	18,398	0	0	7,998	0	7,998	18,398
<b>DTRA Total</b>	<b>0</b>	<b>0</b>	<b>0</b>	<b>0</b>	<b>131,953</b>	<b>371,908</b>	<b>0</b>	<b>0</b>	<b>0</b>	<b>0</b>	<b>131,953</b>	<b>371,908</b>
97 2016/2016 0100 Operation and Maintenance, Defense-Wide	0	0	0	0	0	-121	0	0	0	0	0	-121
97 2017/2017 0100 Operation and Maintenance, Defense-Wide	0	0	0	0	7,433	62,739	0	0	0	0	7,433	62,739
97 2017/2019 2093 Joint Improvised Explosive Device Defeat Fund	0	0	0	0	124,520	309,290	0	0	0	0	124,520	309,290
<b>JCS Total</b>	<b>0</b>	<b>0</b>	<b>0</b>	<b>-60</b>	<b>0</b>	<b>0</b>	<b>0</b>	<b>0</b>	<b>0</b>	<b>0</b>	<b>0</b>	<b>-60</b>
97 2012/2012 0100 Operation and Maintenance, Defense-Wide	0	0	0	-60	0	0	0	0	0	0	0	-60
<b>OSD Total</b>	<b>0</b>	<b>0</b>	<b>-35,333</b>	<b>-113,138</b>	<b>20,645</b>	<b>62,126</b>	<b>0</b>	<b>0</b>	<b>0</b>	<b>0</b>	<b>-14,688</b>	<b>-51,012</b>
97 2012/2012 0100 Operation and Maintenance, Defense-Wide	0	0	0	-77,805	0	0	0	0	0	0	0	-77,805
97 2017/2017 0100 Operation and Maintenance, Defense-Wide	0	0	0	0	20,645	62,126	0	0	0	0	20,645	62,126
97 2010/2012 0300 Procurement, Defense-Wide	0	0	-7,408	-7,408	0	0	0	0	0	0	-7,408	-7,408
97 2011/2012 0400 Research, Development, Test, and Evaluation, Defense-Wide	0	0	-27,925	-27,925	0	0	0	0	0	0	-27,925	-27,925
<b>Other Total</b>	<b>0</b>	<b>1</b>	<b>0</b>	<b>-1,702</b>	<b>0</b>	<b>99,196</b>	<b>0</b>	<b>0</b>	<b>0</b>	<b>26,151</b>	<b>0</b>	<b>123,646</b>
97 2011/2011 0100 Operation and Maintenance, Defense-Wide	0	1	0	0	0	0	0	0	0	0	0	1
97 2012/2012 0100 Operation and Maintenance, Defense-Wide	0	0	0	-440	0	0	0	0	0	0	0	-440
97 2013/2013 0100 Operation and Maintenance, Defense-Wide	0	0	0	-174	0	0	0	0	0	0	0	-174
97 2014/2014 0100 Operation and Maintenance, Defense-Wide	0	0	0	-1,073	0	0	0	0	0	0	0	-1,073
97 2015/2015 0100 Operation and Maintenance, Defense-Wide	0	0	0	0	0	-534	0	0	0	0	0	-534
97 2016/2016 0100 Operation and Maintenance, Defense-Wide	0	0	0	0	0	-130	0	0	0	0	0	-130



**COST OF WAR**  
**Obligations by Component, Appropriation and Operation**  
**Fiscal Year 2007 - 2017**  
**(Amounts in Thousands)**  
**As of September 30, 2017**

	Operation New Dawn (OND) / Post-OND Iraq Activities		Operation Enduring Freedom		Operation Freedom's Sentinel		Operation Noble Eagle		Operation Inherent Resolve		Summary	
	Obligations September 2017	Obligations Year to Date	Obligations September 2017	Obligations Year to Date	Obligations September 2017	Obligations Year to Date	Obligations September 2017	Obligations Year to Date	Obligations September 2017	Obligations Year to Date	Obligations September 2017	Obligations Year to Date
<b>Appropriation</b>												
97 2017/2017 0100 Operation and Maintenance, Defense-Wide	0	0	0	0	0	93,879	0	0	0	26,151	0	120,030
97 2012/2014 0300 Procurement, Defense-Wide	0	0	0	-3	0	0	0	0	0	0	0	-3
97 2013/2015 0300 Procurement, Defense-Wide	0	0	0	5	0	0	0	0	0	0	0	5
97 2014/2016 0300 Procurement, Defense-Wide	0	0	0	2	0	0	0	0	0	0	0	2
97 2015/2017 0300 Procurement, Defense-Wide	0	0	0	0	0	2,330	0	0	0	0	0	2,330
97 2016/2018 0300 Procurement, Defense-Wide	0	0	0	0	0	165	0	0	0	0	0	165
97 2017/2019 0300 Procurement, Defense-Wide	0	0	0	0	0	1,660	0	0	0	0	0	1,660
97 2012/2013 0400 Research, Development, Test, and Evaluation, Defense-Wide	0	0	0	-19	0	0	0	0	0	0	0	-19
97 2016/2017 0400 Research, Development, Test, and Evaluation, Defense-Wide	0	0	0	0	0	-146	0	0	0	0	0	-146
97 2017/2018 0400 Research, Development, Test, and Evaluation, Defense-Wide	0	0	0	0	0	1,972	0	0	0	0	0	1,972
<b>SOCOM Total</b>	<b>0</b>	<b>-70</b>	<b>3,969</b>	<b>82,629</b>	<b>459,173</b>	<b>3,101,087</b>	<b>0</b>	<b>0</b>	<b>43,678</b>	<b>579,127</b>	<b>506,820</b>	<b>3,762,773</b>
97 2011/2011 0100 Operation and Maintenance, Defense-Wide	0	0	0	-412	0	0	0	0	0	0	0	-412
97 2012/2012 0100 Operation and Maintenance, Defense-Wide	0	-69	-962	-15,071	0	0	0	0	0	0	-962	-15,140
97 2013/2013 0100 Operation and Maintenance, Defense-Wide	0	0	-80	-3,417	0	0	0	0	0	0	-80	-3,417
97 2014/2014 0100 Operation and Maintenance, Defense-Wide	0	-1	-149	-3,900	0	0	0	0	0	0	-149	-3,901
97 2015/2015 0100 Operation and Maintenance, Defense-Wide	0	0	-43	-4,808	0	-33	0	0	0	0	-43	-4,841
97 2016/2016 0100 Operation and Maintenance, Defense-Wide	0	0	0	0	-408	9,227	0	0	0	-5	-408	9,222
97 2017/2017 0100 Operation and Maintenance, Defense-Wide	0	0	0	0	426,845	2,864,077	0	0	43,678	579,132	470,523	3,443,209
97 2015/2017 0300 Procurement, Defense-Wide	0	0	5,203	110,237	0	0	0	0	0	0	5,203	110,237
97 2016/2018 0300 Procurement, Defense-Wide	0	0	0	0	1,058	16,390	0	0	0	0	1,058	16,390
97 2017/2019 0300 Procurement, Defense-Wide	0	0	0	0	31,678	211,426	0	0	0	0	31,678	211,426
<b>WHS Total</b>	<b>0</b>	<b>0</b>	<b>0</b>	<b>0</b>	<b>540</b>	<b>1,718</b>	<b>0</b>	<b>0</b>	<b>0</b>	<b>0</b>	<b>540</b>	<b>1,718</b>
97 2017/2017 0100 Operation and Maintenance, Defense-Wide	0	0	0	0	540	1,718	0	0	0	0	540	1,718

**Military Personnel Subsidiary Report  
(Cost Breakdown Structure)**

**COST OF WAR**  
**Military Personnel (MILPERS) Summary Execution by Operation and Cost Breakdown Structure (CBS)**  
**Fiscal Year 2007 - 2017**  
**(Amounts in Thousands)**  
**As of September 30, 2017**

CBS Summary	Operation New Dawn (OND) / Post-OND Iraq Activities		Operation Enduring Freedom		Operation Freedom's Sentinel		Operation Noble Eagle		Operation Inherent Resolve		Summary	
	Obligations Year to Date	Disbursements Year to Date	Obligations Year to Date	Disbursements Year to Date	Obligations Year to Date	Disbursements Year to Date	Obligations Year to Date	Disbursements Year to Date	Obligations Year to Date	Disbursements Year to Date	Obligations Year to Date	Disbursements Year to Date
<b>MILPERS CBS Summary Total</b>	<b>-42</b>	<b>-41</b>	<b>-1,378,367</b>	<b>-1,372,214</b>	<b>4,573,860</b>	<b>4,464,488</b>	<b>34,860</b>	<b>34,860</b>	<b>375,714</b>	<b>371,469</b>	<b>3,606,025</b>	<b>3,498,562</b>
1.0 Personnel Costs	-42	-41	-1,378,367	-1,372,214	4,573,860	4,464,488	34,860	34,860	375,714	371,469	3,606,025	3,498,562
1.1.1 Reserve Components Called To Active Duty	0	0	-609,553	-609,553	2,993,815	2,921,673	34,183	34,183	267,275	263,064	2,685,720	2,609,367
1.1.2 Imminent Danger or Hostile Fire Pay	0	0	-28,109	-28,109	98,496	93,917	0	0	10,089	10,089	80,476	75,897
1.1.3 Family Separation Allowance	0	0	-15,074	-15,074	106,917	99,288	571	571	12,562	12,562	104,976	97,347
1.1.4 Hardship Duty Pay	0	0	-17,534	-17,534	73,875	70,574	0	0	9,360	9,360	65,701	62,400
1.1.5 Subsistence	0	0	-98,896	-98,896	404,433	401,779	106	106	62,280	62,280	367,923	365,269
1.1.6 Reserve Components Predeployment Training	-17	-16	-18,070	-11,912	188,707	178,478	0	0	13	13	170,633	166,563
1.1.7 Other Military Personnel (Special Pay)	-25	-25	-91,085	-91,090	199,384	198,735	0	0	14,135	14,101	122,409	121,721
1.1.8 Active Component Overstrength	0	0	-500,046	-500,046	508,233	500,044	0	0	0	0	8,187	-2
<b>1.0 Personnel Sub-Total</b>	<b>-42</b>	<b>-41</b>	<b>-1,378,367</b>	<b>-1,372,214</b>	<b>4,573,860</b>	<b>4,464,488</b>	<b>34,860</b>	<b>34,860</b>	<b>375,714</b>	<b>371,469</b>	<b>3,606,025</b>	<b>3,498,562</b>

**COST OF WAR**  
**Military Personnel (MILPERS) Summary Execution by Operation, Component, and Cost Breakdown Structure (CBS)**  
**Fiscal Year 2007 - 2017**  
**(Amounts in Thousands)**  
**As of September 30, 2017**

Component	Operation New Dawn (OND) / Post-OND Iraq Activities		Operation Enduring Freedom		Operation Freedom's Sentinel		Operation Noble Eagle		Operation Inherent Resolve		Summary	
	Obligations Year To Date	Disbursements Year To Date	Obligations Year To Date	Disbursements Year To Date	Obligations Year To Date	Disbursements Year To Date	Obligations Year To Date	Disbursements Year To Date	Obligations Year To Date	Disbursements Year To Date	Obligations Year To Date	Disbursements Year To Date
<b>Grand Total</b>	<b>-42</b>	<b>-41</b>	<b>-1,378,367</b>	<b>-1,372,214</b>	<b>4,573,860</b>	<b>4,464,488</b>	<b>34,860</b>	<b>34,860</b>	<b>375,714</b>	<b>371,469</b>	<b>3,606,025</b>	<b>3,498,562</b>
<b>Army Total</b>	<b>-42</b>	<b>-41</b>	<b>-1,378,367</b>	<b>-1,372,214</b>	<b>3,361,754</b>	<b>3,363,372</b>	<b>26,386</b>	<b>26,386</b>	<b>216,124</b>	<b>216,124</b>	<b>2,225,855</b>	<b>2,233,627</b>
1.1.1 Reserve Components Called To Active Duty	0	0	-609,553	-609,553	2,094,133	2,094,133	25,944	25,944	148,829	148,829	1,659,353	1,659,353
1.1.2 Imminent Danger or Hostile Fire Pay	0	0	-28,109	-28,109	67,030	67,030	0	0	4,935	4,935	43,856	43,856
1.1.3 Family Separation Allowance	0	0	-15,074	-15,074	54,645	54,645	442	442	5,121	5,121	45,134	45,134
1.1.4 Hardship Duty Pay	0	0	-17,534	-17,534	50,612	50,612	0	0	5,155	5,155	38,233	38,233
1.1.5 Subsistence	0	0	-98,896	-98,896	293,349	293,349	0	0	42,176	42,176	236,629	236,629
1.1.6 Reserve Components Predeployment Training	-17	-16	-18,070	-11,912	142,175	143,787	0	0	0	0	124,088	131,859
1.1.7 Other Military Personnel (Special Pay)	-25	-25	-91,085	-91,090	159,766	159,772	0	0	9,908	9,908	78,564	78,565
1.1.8 Active Component Overstrength	0	0	-500,046	-500,046	500,044	500,044	0	0	0	0	-2	-2
<b>1.0 Personnel Sub-Total</b>	<b>-42</b>	<b>-41</b>	<b>-1,378,367</b>	<b>-1,372,214</b>	<b>3,361,754</b>	<b>3,363,372</b>	<b>26,386</b>	<b>26,386</b>	<b>216,124</b>	<b>216,124</b>	<b>2,225,855</b>	<b>2,233,627</b>
<b>Navy/Marine Corps Total</b>	<b>0</b>	<b>0</b>	<b>0</b>	<b>0</b>	<b>459,893</b>	<b>354,825</b>	<b>0</b>	<b>0</b>	<b>31,331</b>	<b>27,086</b>	<b>491,224</b>	<b>381,911</b>
<b>Navy Total</b>	<b>0</b>	<b>0</b>	<b>0</b>	<b>0</b>	<b>356,693</b>	<b>354,825</b>	<b>0</b>	<b>0</b>	<b>27,120</b>	<b>27,086</b>	<b>383,813</b>	<b>381,911</b>
1.1.1 Reserve Components Called To Active Duty	0	0	0	0	261,634	261,634	0	0	23,002	23,002	284,636	284,636
1.1.2 Imminent Danger or Hostile Fire Pay	0	0	0	0	7,567	7,567	0	0	665	665	8,232	8,232
1.1.3 Family Separation Allowance	0	0	0	0	21,061	21,061	0	0	1,867	1,867	22,928	22,928
1.1.4 Hardship Duty Pay	0	0	0	0	3,560	3,560	0	0	313	313	3,873	3,873
1.1.5 Subsistence	0	0	0	0	23,460	23,460	0	0	0	0	23,460	23,460
1.1.6 Reserve Components Predeployment Training	0	0	0	0	14,436	12,568	0	0	13	13	14,449	12,581
1.1.7 Other Military Personnel (Special Pay)	0	0	0	0	24,975	24,975	0	0	1,260	1,226	26,235	26,201
<b>1.0 Personnel Sub-Total</b>	<b>0</b>	<b>0</b>	<b>0</b>	<b>0</b>	<b>356,693</b>	<b>354,825</b>	<b>0</b>	<b>0</b>	<b>27,120</b>	<b>27,086</b>	<b>383,813</b>	<b>381,911</b>
<b>Marine Corps Total</b>	<b>0</b>	<b>0</b>	<b>0</b>	<b>0</b>	<b>103,200</b>	<b>0</b>	<b>0</b>	<b>0</b>	<b>4,211</b>	<b>0</b>	<b>107,411</b>	<b>0</b>
1.1.1 Reserve Components Called To Active Duty	0	0	0	0	72,142	0	0	0	4,211	0	76,353	0
1.1.2 Imminent Danger or Hostile Fire Pay	0	0	0	0	4,579	0	0	0	0	0	4,579	0
1.1.3 Family Separation Allowance	0	0	0	0	7,629	0	0	0	0	0	7,629	0
1.1.4 Hardship Duty Pay	0	0	0	0	3,301	0	0	0	0	0	3,301	0
1.1.5 Subsistence	0	0	0	0	2,654	0	0	0	0	0	2,654	0
1.1.6 Reserve Components Predeployment Training	0	0	0	0	4,051	0	0	0	0	0	4,051	0
1.1.7 Other Military Personnel (Special Pay)	0	0	0	0	655	0	0	0	0	0	655	0
1.1.8 Active Component Overstrength	0	0	0	0	8,189	0	0	0	0	0	8,189	0
<b>1.0 Personnel Sub-Total</b>	<b>0</b>	<b>0</b>	<b>0</b>	<b>0</b>	<b>103,200</b>	<b>0</b>	<b>0</b>	<b>0</b>	<b>4,211</b>	<b>0</b>	<b>107,411</b>	<b>0</b>
<b>Air Force Total</b>	<b>0</b>	<b>0</b>	<b>0</b>	<b>0</b>	<b>752,213</b>	<b>746,291</b>	<b>8,474</b>	<b>8,474</b>	<b>128,259</b>	<b>128,259</b>	<b>888,946</b>	<b>883,024</b>
1.1.1 Reserve Components Called To Active Duty	0	0	0	0	565,906	565,906	8,239	8,239	91,233	91,233	665,378	665,378
1.1.2 Imminent Danger or Hostile Fire Pay	0	0	0	0	19,320	19,320	0	0	4,489	4,489	23,809	23,809
1.1.3 Family Separation Allowance	0	0	0	0	23,582	23,582	129	129	5,574	5,574	29,285	29,285
1.1.4 Hardship Duty Pay	0	0	0	0	16,402	16,402	0	0	3,892	3,892	20,294	20,294
1.1.5 Subsistence	0	0	0	0	84,970	84,970	106	106	20,104	20,104	105,180	105,180
1.1.6 Reserve Components Predeployment Training	0	0	0	0	28,045	22,123	0	0	0	0	28,045	22,123
1.1.7 Other Military Personnel (Special Pay)	0	0	0	0	13,988	13,988	0	0	2,967	2,967	16,955	16,955
<b>1.0 Personnel Sub-Total</b>	<b>0</b>	<b>0</b>	<b>0</b>	<b>0</b>	<b>752,213</b>	<b>746,291</b>	<b>8,474</b>	<b>8,474</b>	<b>128,259</b>	<b>128,259</b>	<b>888,946</b>	<b>883,024</b>

**COST OF WAR**  
**Military Personnel (MILPERS) Summary Execution by Operation, Component, Appropriation and Cost Breakdown Structure (CBS)**  
**Fiscal Year 2007 - 2017**  
**(Amounts in Thousands)**  
**As of September 30, 2017**

Component and Appropriation	Operation New Dawn (OND) / Post-OND Iraq Activities		Operation Enduring Freedom		Operation Freedom's Sentinel		Operation Noble Eagle		Operation Inherent Resolve		Summary	
	Obligations Year to Date	Disbursements Year to Date	Obligations Year to Date	Disbursements Year to Date	Obligations Year to Date	Disbursements Year to Date	Obligations Year to Date	Disbursements Year to Date	Obligations Year to Date	Disbursements Year to Date	Obligations Year to Date	Disbursements Year to Date
<b>Grand Total</b>	-42	-41	-1,378,367	-1,372,214	4,573,860	4,464,488	34,860	34,860	375,714	371,469	3,606,025	3,498,562
<b>Army Total</b>	-42	-41	-1,378,367	-1,372,214	3,361,754	3,363,372	26,386	26,386	216,124	216,124	2,225,855	2,233,627
<b>Army Active Total</b>	0	0	-1,360,276	-1,360,276	3,219,549	3,219,549	26,386	26,386	216,124	216,124	2,101,783	2,101,783
Military Personnel, Army												
1.1.1 Reserve Components Called To Active Duty	0	0	-609,553	-609,553	2,094,133	2,094,133	25,944	25,944	148,829	148,829	1,659,353	1,659,353
1.1.2 Imminent Danger or Hostile Fire Pay	0	0	-28,109	-28,109	67,030	67,030	0	0	4,935	4,935	43,856	43,856
1.1.3 Family Separation Allowance	0	0	-15,074	-15,074	54,645	54,645	442	442	5,121	5,121	45,134	45,134
1.1.4 Hardship Duty Pay	0	0	-17,534	-17,534	50,612	50,612	0	0	5,155	5,155	38,233	38,233
1.1.5 Subsistence	0	0	-98,896	-98,896	293,349	293,349	0	0	42,176	42,176	236,629	236,629
1.1.7 Other Military Personnel (Special Pay)	0	0	-91,064	-91,064	159,736	159,736	0	0	9,908	9,908	78,580	78,580
1.1.8 Active Component Overstrength	0	0	-500,046	-500,046	500,044	500,044	0	0	0	0	-2	-2
<b>1.0 Personnel Sub-Total</b>	0	0	-1,360,276	-1,360,276	3,219,549	3,219,549	26,386	26,386	216,124	216,124	2,101,783	2,101,783
<b>Army Reserve Total</b>	0	0	421	-1,143	15,505	15,737	0	0	0	0	15,926	14,594
Reserve Personnel, Army												
1.1.6 Reserve Components Predeployment Training	0	0	421	-1,143	15,505	15,737	0	0	0	0	15,926	14,594
<b>1.0 Personnel Sub-Total</b>	0	0	421	-1,143	15,505	15,737	0	0	0	0	15,926	14,594
<b>Army National Guard Total</b>	-42	-41	-18,512	-10,795	126,700	128,086	0	0	0	0	108,146	117,250
National Guard Personnel, Army												
1.1.6 Reserve Components Predeployment Training	-17	-16	-18,491	-10,769	126,670	128,050	0	0	0	0	108,162	117,265
1.1.7 Other Military Personnel (Special Pay)	-25	-25	-21	-26	30	36	0	0	0	0	-16	-15
<b>1.0 Personnel Sub-Total</b>	-42	-41	-18,512	-10,795	126,700	128,086	0	0	0	0	108,146	117,250
<b>Navy/Marine Corps Total</b>	0	0	0	0	459,893	354,825	0	0	31,331	27,086	491,224	381,911
<b>Navy Total</b>	0	0	0	0	356,693	354,825	0	0	27,120	27,086	383,813	381,911
<b>Navy Active Total</b>	0	0	0	0	342,246	342,246	0	0	27,107	27,073	369,353	369,319
Military Personnel, Navy												
1.1.1 Reserve Components Called To Active Duty	0	0	0	0	261,634	261,634	0	0	23,002	23,002	284,636	284,636
1.1.2 Imminent Danger or Hostile Fire Pay	0	0	0	0	7,564	7,564	0	0	665	665	8,229	8,229
1.1.3 Family Separation Allowance	0	0	0	0	21,061	21,061	0	0	1,867	1,867	22,928	22,928
1.1.4 Hardship Duty Pay	0	0	0	0	3,552	3,552	0	0	313	313	3,865	3,865
1.1.5 Subsistence	0	0	0	0	23,460	23,460	0	0	0	0	23,460	23,460
1.1.7 Other Military Personnel (Special Pay)	0	0	0	0	24,975	24,975	0	0	1,260	1,226	26,235	26,201
<b>1.0 Personnel Sub-Total</b>	0	0	0	0	342,246	342,246	0	0	27,107	27,073	369,353	369,319
<b>Navy Reserve Total</b>	0	0	0	0	14,447	12,579	0	0	13	13	14,460	12,592
Reserve Personnel, Navy												
1.1.2 Imminent Danger or Hostile Fire Pay	0	0	0	0	3	3	0	0	0	0	3	3
1.1.4 Hardship Duty Pay	0	0	0	0	8	8	0	0	0	0	8	8
1.1.6 Reserve Components Predeployment Training	0	0	0	0	14,436	12,568	0	0	13	13	14,449	12,581
<b>1.0 Personnel Sub-Total</b>	0	0	0	0	14,447	12,579	0	0	13	13	14,460	12,592
<b>Marine Corps Total</b>	0	0	0	0	103,200	0	0	0	4,211	0	103,411	0
<b>Marine Corps Active Total</b>	0	0	0	0	99,101	0	0	0	4,211	0	103,312	0
Military Personnel, Marine Corps												
1.1.1 Reserve Components Called To Active Duty	0	0	0	0	72,142	0	0	0	4,211	0	76,353	0
1.1.2 Imminent Danger or Hostile Fire Pay	0	0	0	0	4,574	0	0	0	0	0	4,574	0
1.1.3 Family Separation Allowance	0	0	0	0	7,606	0	0	0	0	0	7,606	0
1.1.4 Hardship Duty Pay	0	0	0	0	3,281	0	0	0	0	0	3,281	0
1.1.5 Subsistence	0	0	0	0	2,654	0	0	0	0	0	2,654	0
1.1.7 Other Military Personnel (Special Pay)	0	0	0	0	655	0	0	0	0	0	655	0
1.1.8 Active Component Overstrength	0	0	0	0	8,189	0	0	0	0	0	8,189	0
<b>1.0 Personnel Sub-Total</b>	0	0	0	0	99,101	0	0	0	4,211	0	103,312	0

**COST OF WAR**  
**Military Personnel (MILPERS) Summary Execution by Operation, Component, Appropriation and Cost Breakdown Structure (CBS)**  
**Fiscal Year 2007 - 2017**  
**(Amounts in Thousands)**  
**As of September 30, 2017**

Component and Appropriation	Operation New Dawn (OND) / Post-OND Iraq Activities		Operation Enduring Freedom		Operation Freedom's Sentinel		Operation Noble Eagle		Operation Inherent Resolve		Summary	
	Obligations Year to Date	Disbursements Year to Date	Obligations Year to Date	Disbursements Year to Date	Obligations Year to Date	Disbursements Year to Date	Obligations Year to Date	Disbursements Year to Date	Obligations Year to Date	Disbursements Year to Date	Obligations Year to Date	Disbursements Year to Date
<b>Marine Corps Reserve Total</b>	<b>0</b>	<b>0</b>	<b>0</b>	<b>0</b>	<b>4,099</b>	<b>0</b>	<b>0</b>	<b>0</b>	<b>0</b>	<b>0</b>	<b>4,099</b>	<b>0</b>
Reserve Personnel, Marine Corps												
1.1.2 Imminent Danger or Hostile Fire Pay	0	0	0	0	5	0	0	0	0	0	5	0
1.1.3 Family Separation Allowance	0	0	0	0	23	0	0	0	0	0	23	0
1.1.4 Hardship Duty Pay	0	0	0	0	20	0	0	0	0	0	20	0
1.1.6 Reserve Components Predeployment Training	0	0	0	0	4,051	0	0	0	0	0	4,051	0
<b>1.0 Personnel Sub-Total</b>	<b>0</b>	<b>0</b>	<b>0</b>	<b>0</b>	<b>4,099</b>	<b>0</b>	<b>0</b>	<b>0</b>	<b>0</b>	<b>0</b>	<b>4,099</b>	<b>0</b>
<b>Air Force Total</b>	<b>0</b>	<b>0</b>	<b>0</b>	<b>0</b>	<b>752,213</b>	<b>746,291</b>	<b>8,474</b>	<b>8,474</b>	<b>128,259</b>	<b>128,259</b>	<b>888,946</b>	<b>883,024</b>
<b>Air Force Active Total</b>	<b>0</b>	<b>0</b>	<b>0</b>	<b>0</b>	<b>724,168</b>	<b>724,168</b>	<b>8,474</b>	<b>8,474</b>	<b>128,259</b>	<b>128,259</b>	<b>860,901</b>	<b>860,901</b>
Military Personnel, Air Force												
1.1.1 Reserve Components Called To Active Duty	0	0	0	0	565,906	565,906	8,239	8,239	91,233	91,233	665,378	665,378
1.1.2 Imminent Danger or Hostile Fire Pay	0	0	0	0	19,320	19,320	0	0	4,489	4,489	23,809	23,809
1.1.3 Family Separation Allowance	0	0	0	0	23,582	23,582	129	129	5,574	5,574	29,285	29,285
1.1.4 Hardship Duty Pay	0	0	0	0	16,402	16,402	0	0	3,892	3,892	20,294	20,294
1.1.5 Subsistence	0	0	0	0	84,970	84,970	106	106	20,104	20,104	105,180	105,180
1.1.7 Other Military Personnel (Special Pay)	0	0	0	0	13,988	13,988	0	0	2,967	2,967	16,955	16,955
<b>1.0 Personnel Sub-Total</b>	<b>0</b>	<b>0</b>	<b>0</b>	<b>0</b>	<b>724,168</b>	<b>724,168</b>	<b>8,474</b>	<b>8,474</b>	<b>128,259</b>	<b>128,259</b>	<b>860,901</b>	<b>860,901</b>
<b>Air Force Reserve Total</b>	<b>0</b>	<b>0</b>	<b>0</b>	<b>0</b>	<b>22,917</b>	<b>17,487</b>	<b>0</b>	<b>0</b>	<b>0</b>	<b>0</b>	<b>22,917</b>	<b>17,487</b>
Reserve Personnel, Air Force												
1.1.6 Reserve Components Predeployment Training	0	0	0	0	22,917	17,487	0	0	0	0	22,917	17,487
<b>1.0 Personnel Sub-Total</b>	<b>0</b>	<b>0</b>	<b>0</b>	<b>0</b>	<b>22,917</b>	<b>17,487</b>	<b>0</b>	<b>0</b>	<b>0</b>	<b>0</b>	<b>22,917</b>	<b>17,487</b>
<b>Air Force National Guard Total</b>	<b>0</b>	<b>0</b>	<b>0</b>	<b>0</b>	<b>5,128</b>	<b>4,636</b>	<b>0</b>	<b>0</b>	<b>0</b>	<b>0</b>	<b>5,128</b>	<b>4,636</b>
National Guard Personnel, Air Force												
1.1.6 Reserve Components Predeployment Training	0	0	0	0	5,128	4,636	0	0	0	0	5,128	4,636
<b>1.0 Personnel Sub-Total</b>	<b>0</b>	<b>0</b>	<b>0</b>	<b>0</b>	<b>5,128</b>	<b>4,636</b>	<b>0</b>	<b>0</b>	<b>0</b>	<b>0</b>	<b>5,128</b>	<b>4,636</b>

**COST OF WAR**  
**Military Personnel (MILPERS) Summary Execution by Operation and Cost Breakdown Structure (CBS)**  
**Beginning Fiscal Year - 2017**  
**(Amounts in Thousands)**  
**As of September 30, 2017**

CBS Summary	Operation Enduring Freedom		Operation Freedom's Sentinel		Operation Noble Eagle		Operation Inherent Resolve		Summary	
	Obligations Year to Date	Disbursements Year to Date	Obligations Year to Date	Disbursements Year to Date	Obligations Year to Date	Disbursements Year to Date	Obligations Year to Date	Disbursements Year to Date	Obligations Year to Date	Disbursements Year to Date
<b>MILPERS CBS Summary Total</b>	<b>0</b>	<b>0</b>	<b>3,219,267</b>	<b>3,088,546</b>	<b>34,860</b>	<b>34,860</b>	<b>375,714</b>	<b>371,469</b>	<b>3,629,841</b>	<b>3,494,875</b>
1.0 Personnel Costs	0	0	3,219,267	3,088,546	34,860	34,860	375,714	371,469	3,629,841	3,494,875
1.1.1 Reserve Components Called To Active Duty	0	0	2,384,261	2,312,119	34,183	34,183	267,275	263,064	2,685,719	2,609,366
1.1.2 Imminent Danger or Hostile Fire Pay	0	0	70,388	65,809	0	0	10,089	10,089	80,477	75,898
1.1.3 Family Separation Allowance	0	0	91,837	84,213	571	571	12,562	12,562	104,970	97,346
1.1.4 Hardship Duty Pay	0	0	56,328	53,040	0	0	9,360	9,360	65,688	62,400
1.1.5 Subsistence	0	0	305,537	302,883	106	106	62,280	62,280	367,923	365,269
1.1.6 Reserve Components Predeployment Training	0	0	194,438	162,848	0	0	13	13	194,451	162,861
1.1.7 Other Military Personnel (Special Pay)	0	0	108,289	107,634	0	0	14,135	14,101	122,424	121,735
1.1.8 Active Component Overstrength	0	0	8,189	0	0	0	0	0	8,189	0
<b>1.0 Personnel Sub-Total</b>	<b>0</b>	<b>0</b>	<b>3,219,267</b>	<b>3,088,546</b>	<b>34,860</b>	<b>34,860</b>	<b>375,714</b>	<b>371,469</b>	<b>3,629,841</b>	<b>3,494,875</b>

**COST OF WAR**  
**Military Personnel (MILPERS) Summary Execution by Operation, Component, and Cost Breakdown Structure (CBS)**  
**Beginning Fiscal Year - 2017**  
**(Amounts in Thousands)**  
**As of September 30, 2017**

Component	Operation Enduring Freedom		Operation Freedom's Sentinel		Operation Noble Eagle		Operation Inherent Resolve		Summary	
	Obligations Year To Date	Disbursements Year To Date	Obligations Year To Date	Disbursements Year To Date	Obligations Year To Date	Disbursements Year To Date	Obligations Year To Date	Disbursements Year To Date	Obligations Year To Date	Disbursements Year To Date
<b>Grand Total</b>	<b>0</b>	<b>0</b>	<b>3,219,267</b>	<b>3,088,546</b>	<b>34,860</b>	<b>34,860</b>	<b>375,714</b>	<b>371,469</b>	<b>3,629,841</b>	<b>3,494,875</b>
<b>Army Total</b>	<b>0</b>	<b>0</b>	<b>2,009,775</b>	<b>1,989,377</b>	<b>26,386</b>	<b>26,386</b>	<b>216,124</b>	<b>216,124</b>	<b>2,252,285</b>	<b>2,231,887</b>
1.1.1 Reserve Components Called To Active Duty	0	0	1,484,579	1,484,579	25,944	25,944	148,829	148,829	1,659,352	1,659,352
1.1.2 Imminent Danger or Hostile Fire Pay	0	0	38,922	38,922	0	0	4,935	4,935	43,857	43,857
1.1.3 Family Separation Allowance	0	0	39,570	39,570	442	442	5,121	5,121	45,133	45,133
1.1.4 Hardship Duty Pay	0	0	33,078	33,078	0	0	5,155	5,155	38,233	38,233
1.1.5 Subsistence	0	0	194,453	194,453	0	0	42,176	42,176	236,629	236,629
1.1.6 Reserve Components Predeployment Training	0	0	150,502	130,104	0	0	0	0	150,502	130,104
1.1.7 Other Military Personnel (Special Pay)	0	0	68,671	68,671	0	0	9,908	9,908	78,579	78,579
<b>1.0 Personnel Sub-Total</b>	<b>0</b>	<b>0</b>	<b>2,009,775</b>	<b>1,989,377</b>	<b>26,386</b>	<b>26,386</b>	<b>216,124</b>	<b>216,124</b>	<b>2,252,285</b>	<b>2,231,887</b>
<b>Navy/Marine Corps Total</b>	<b>0</b>	<b>0</b>	<b>459,629</b>	<b>354,825</b>	<b>0</b>	<b>0</b>	<b>31,331</b>	<b>27,086</b>	<b>490,960</b>	<b>381,911</b>
<b>Navy Total</b>	<b>0</b>	<b>0</b>	<b>356,693</b>	<b>354,825</b>	<b>0</b>	<b>0</b>	<b>27,120</b>	<b>27,086</b>	<b>383,813</b>	<b>381,911</b>
1.1.1 Reserve Components Called To Active Duty	0	0	261,634	261,634	0	0	23,002	23,002	284,636	284,636
1.1.2 Imminent Danger or Hostile Fire Pay	0	0	7,567	7,567	0	0	665	665	8,232	8,232
1.1.3 Family Separation Allowance	0	0	21,061	21,061	0	0	1,867	1,867	22,928	22,928
1.1.4 Hardship Duty Pay	0	0	3,560	3,560	0	0	313	313	3,873	3,873
1.1.5 Subsistence	0	0	23,460	23,460	0	0	0	0	23,460	23,460
1.1.6 Reserve Components Predeployment Training	0	0	14,436	12,568	0	0	13	13	14,449	12,581
1.1.7 Other Military Personnel (Special Pay)	0	0	24,975	24,975	0	0	1,260	1,226	26,235	26,201
<b>1.0 Personnel Sub-Total</b>	<b>0</b>	<b>0</b>	<b>356,693</b>	<b>354,825</b>	<b>0</b>	<b>0</b>	<b>27,120</b>	<b>27,086</b>	<b>383,813</b>	<b>381,911</b>
<b>Marine Corps Total</b>	<b>0</b>	<b>0</b>	<b>102,936</b>	<b>0</b>	<b>0</b>	<b>0</b>	<b>4,211</b>	<b>0</b>	<b>107,147</b>	<b>0</b>
1.1.1 Reserve Components Called To Active Duty	0	0	72,142	0	0	0	4,211	0	76,353	0
1.1.2 Imminent Danger or Hostile Fire Pay	0	0	4,579	0	0	0	0	0	4,579	0
1.1.3 Family Separation Allowance	0	0	7,624	0	0	0	0	0	7,624	0
1.1.4 Hardship Duty Pay	0	0	3,288	0	0	0	0	0	3,288	0
1.1.5 Subsistence	0	0	2,654	0	0	0	0	0	2,654	0
1.1.6 Reserve Components Predeployment Training	0	0	3,805	0	0	0	0	0	3,805	0
1.1.7 Other Military Personnel (Special Pay)	0	0	655	0	0	0	0	0	655	0
1.1.8 Active Component Overstrength	0	0	8,189	0	0	0	0	0	8,189	0
<b>1.0 Personnel Sub-Total</b>	<b>0</b>	<b>0</b>	<b>102,936</b>	<b>0</b>	<b>0</b>	<b>0</b>	<b>4,211</b>	<b>0</b>	<b>107,147</b>	<b>0</b>
<b>Air Force Total</b>	<b>0</b>	<b>0</b>	<b>749,863</b>	<b>744,344</b>	<b>8,474</b>	<b>8,474</b>	<b>128,259</b>	<b>128,259</b>	<b>886,596</b>	<b>881,077</b>
1.1.1 Reserve Components Called To Active Duty	0	0	565,906	565,906	8,239	8,239	91,233	91,233	665,378	665,378
1.1.2 Imminent Danger or Hostile Fire Pay	0	0	19,320	19,320	0	0	4,489	4,489	23,809	23,809
1.1.3 Family Separation Allowance	0	0	23,582	23,582	129	129	5,574	5,574	29,285	29,285
1.1.4 Hardship Duty Pay	0	0	16,402	16,402	0	0	3,892	3,892	20,294	20,294
1.1.5 Subsistence	0	0	84,970	84,970	106	106	20,104	20,104	105,180	105,180
1.1.6 Reserve Components Predeployment Training	0	0	25,695	20,176	0	0	0	0	25,695	20,176
1.1.7 Other Military Personnel (Special Pay)	0	0	13,988	13,988	0	0	2,967	2,967	16,955	16,955
<b>1.0 Personnel Sub-Total</b>	<b>0</b>	<b>0</b>	<b>749,863</b>	<b>744,344</b>	<b>8,474</b>	<b>8,474</b>	<b>128,259</b>	<b>128,259</b>	<b>886,596</b>	<b>881,077</b>



**COST OF WAR**  
**Military Personnel (MILPERS) Summary Execution by Operation, Component, Appropriation and Cost Breakdown Structure (CBS)**  
**Beginning Fiscal Year - 2017**  
**(Amounts in Thousands)**  
**As of September 30, 2017**

Component and Appropriation	Operation Enduring Freedom		Operation Freedom's Sentinel		Operation Noble Eagle		Operation Inherent Resolve		Summary	
	Obligations Year to Date	Disbursements Year to Date	Obligations Year to Date	Disbursements Year to Date	Obligations Year to Date	Disbursements Year to Date	Obligations Year to Date	Disbursements Year to Date	Obligations Year to Date	Disbursements Year to Date
<b>Grand Total</b>	<b>0</b>	<b>0</b>	<b>3,219,267</b>	<b>3,088,546</b>	<b>34,860</b>	<b>34,860</b>	<b>375,714</b>	<b>371,469</b>	<b>3,629,841</b>	<b>3,494,875</b>
<b>Army Total</b>	<b>0</b>	<b>0</b>	<b>2,009,775</b>	<b>1,989,377</b>	<b>26,386</b>	<b>26,386</b>	<b>216,124</b>	<b>216,124</b>	<b>2,252,285</b>	<b>2,231,887</b>
<b>Army Active Total</b>	<b>0</b>	<b>0</b>	<b>1,859,273</b>	<b>1,859,273</b>	<b>26,386</b>	<b>26,386</b>	<b>216,124</b>	<b>216,124</b>	<b>2,101,783</b>	<b>2,101,783</b>
Military Personnel, Army										
1.1.1 Reserve Components Called To Active Duty	0	0	1,484,579	1,484,579	25,944	25,944	148,829	148,829	1,659,352	1,659,352
1.1.2 Imminent Danger or Hostile Fire Pay	0	0	38,922	38,922	0	0	4,935	4,935	43,857	43,857
1.1.3 Family Separation Allowance	0	0	39,570	39,570	442	442	5,121	5,121	45,133	45,133
1.1.4 Hardship Duty Pay	0	0	33,078	33,078	0	0	5,155	5,155	38,233	38,233
1.1.5 Subsistence	0	0	194,453	194,453	0	0	42,176	42,176	236,629	236,629
1.1.7 Other Military Personnel (Special Pay)	0	0	68,671	68,671	0	0	9,908	9,908	78,579	78,579
<b>1.0 Personnel Sub-Total</b>	<b>0</b>	<b>0</b>	<b>1,859,273</b>	<b>1,859,273</b>	<b>26,386</b>	<b>26,386</b>	<b>216,124</b>	<b>216,124</b>	<b>2,101,783</b>	<b>2,101,783</b>
<b>Army Reserve Total</b>	<b>0</b>	<b>0</b>	<b>15,514</b>	<b>14,098</b>	<b>0</b>	<b>0</b>	<b>0</b>	<b>0</b>	<b>15,514</b>	<b>14,098</b>
Reserve Personnel, Army										
1.1.6 Reserve Components Predeployment Training	0	0	15,514	14,098	0	0	0	0	15,514	14,098
<b>1.0 Personnel Sub-Total</b>	<b>0</b>	<b>0</b>	<b>15,514</b>	<b>14,098</b>	<b>0</b>	<b>0</b>	<b>0</b>	<b>0</b>	<b>15,514</b>	<b>14,098</b>
<b>Army National Guard Total</b>	<b>0</b>	<b>0</b>	<b>134,988</b>	<b>116,006</b>	<b>0</b>	<b>0</b>	<b>0</b>	<b>0</b>	<b>134,988</b>	<b>116,006</b>
National Guard Personnel, Army										
1.1.6 Reserve Components Predeployment Training	0	0	134,988	116,006	0	0	0	0	134,988	116,006
<b>1.0 Personnel Sub-Total</b>	<b>0</b>	<b>0</b>	<b>134,988</b>	<b>116,006</b>	<b>0</b>	<b>0</b>	<b>0</b>	<b>0</b>	<b>134,988</b>	<b>116,006</b>
<b>Navy/Marine Corps Total</b>	<b>0</b>	<b>0</b>	<b>459,629</b>	<b>354,825</b>	<b>0</b>	<b>0</b>	<b>31,331</b>	<b>27,086</b>	<b>490,960</b>	<b>381,911</b>
<b>Navy Total</b>	<b>0</b>	<b>0</b>	<b>356,693</b>	<b>354,825</b>	<b>0</b>	<b>0</b>	<b>27,120</b>	<b>27,086</b>	<b>383,813</b>	<b>381,911</b>
<b>Navy Active Total</b>	<b>0</b>	<b>0</b>	<b>342,246</b>	<b>342,246</b>	<b>0</b>	<b>0</b>	<b>27,107</b>	<b>27,073</b>	<b>369,353</b>	<b>369,319</b>
Military Personnel, Navy										
1.1.1 Reserve Components Called To Active Duty	0	0	261,634	261,634	0	0	23,002	23,002	284,636	284,636
1.1.2 Imminent Danger or Hostile Fire Pay	0	0	7,564	7,564	0	0	665	665	8,229	8,229
1.1.3 Family Separation Allowance	0	0	21,061	21,061	0	0	1,867	1,867	22,928	22,928
1.1.4 Hardship Duty Pay	0	0	3,552	3,552	0	0	313	313	3,865	3,865
1.1.5 Subsistence	0	0	23,460	23,460	0	0	0	0	23,460	23,460
1.1.7 Other Military Personnel (Special Pay)	0	0	24,975	24,975	0	0	1,260	1,226	26,235	26,201
<b>1.0 Personnel Sub-Total</b>	<b>0</b>	<b>0</b>	<b>342,246</b>	<b>342,246</b>	<b>0</b>	<b>0</b>	<b>27,107</b>	<b>27,073</b>	<b>369,353</b>	<b>369,319</b>
<b>Navy Reserve Total</b>	<b>0</b>	<b>0</b>	<b>14,447</b>	<b>12,579</b>	<b>0</b>	<b>0</b>	<b>13</b>	<b>13</b>	<b>14,460</b>	<b>12,592</b>
Reserve Personnel, Navy										
1.1.2 Imminent Danger or Hostile Fire Pay	0	0	3	3	0	0	0	0	3	3
1.1.4 Hardship Duty Pay	0	0	8	8	0	0	0	0	8	8
1.1.6 Reserve Components Predeployment Training	0	0	14,436	12,568	0	0	13	13	14,449	12,581
<b>1.0 Personnel Sub-Total</b>	<b>0</b>	<b>0</b>	<b>14,447</b>	<b>12,579</b>	<b>0</b>	<b>0</b>	<b>13</b>	<b>13</b>	<b>14,460</b>	<b>12,592</b>
<b>Marine Corps Total</b>	<b>0</b>	<b>0</b>	<b>102,936</b>	<b>0</b>	<b>0</b>	<b>0</b>	<b>4,211</b>	<b>0</b>	<b>107,147</b>	<b>0</b>
<b>Marine Corps Active Total</b>	<b>0</b>	<b>0</b>	<b>99,101</b>	<b>0</b>	<b>0</b>	<b>0</b>	<b>4,211</b>	<b>0</b>	<b>103,312</b>	<b>0</b>
Military Personnel, Marine Corps										
1.1.1 Reserve Components Called To Active Duty	0	0	72,142	0	0	0	4,211	0	76,353	0
1.1.2 Imminent Danger or Hostile Fire Pay	0	0	4,574	0	0	0	0	0	4,574	0

**COST OF WAR**  
**Military Personnel (MILPERS) Summary Execution by Operation, Component, Appropriation and Cost Breakdown Structure (CBS)**  
**Beginning Fiscal Year - 2017**  
**(Amounts in Thousands)**  
**As of September 30, 2017**

Component and Appropriation	Operation Enduring Freedom		Operation Freedom's Sentinel		Operation Noble Eagle		Operation Inherent Resolve		Summary	
	Obligations Year to Date	Disbursements Year to Date	Obligations Year to Date	Disbursements Year to Date	Obligations Year to Date	Disbursements Year to Date	Obligations Year to Date	Disbursements Year to Date	Obligations Year to Date	Disbursements Year to Date
1.1.3 Family Separation Allowance	0	0	7,606	0	0	0	0	0	7,606	0
1.1.4 Hardship Duty Pay	0	0	3,281	0	0	0	0	0	3,281	0
1.1.5 Subsistence	0	0	2,654	0	0	0	0	0	2,654	0
1.1.7 Other Military Personnel (Special Pay)	0	0	655	0	0	0	0	0	655	0
1.1.8 Active Component Overstrength	0	0	8,189	0	0	0	0	0	8,189	0
<b>1.0 Personnel Sub-Total</b>	<b>0</b>	<b>0</b>	<b>99,101</b>	<b>0</b>	<b>0</b>	<b>0</b>	<b>4,211</b>	<b>0</b>	<b>103,312</b>	<b>0</b>
<b>Marine Corps Reserve Total</b>	<b>0</b>	<b>0</b>	<b>3,835</b>	<b>0</b>	<b>0</b>	<b>0</b>	<b>0</b>	<b>0</b>	<b>3,835</b>	<b>0</b>
Reserve Personnel, Marine Corps										
1.1.2 Imminent Danger or Hostile Fire Pay	0	0	5	0	0	0	0	0	5	0
1.1.3 Family Separation Allowance	0	0	18	0	0	0	0	0	18	0
1.1.4 Hardship Duty Pay	0	0	7	0	0	0	0	0	7	0
1.1.6 Reserve Components Predeployment Training	0	0	3,805	0	0	0	0	0	3,805	0
<b>1.0 Personnel Sub-Total</b>	<b>0</b>	<b>0</b>	<b>3,835</b>	<b>0</b>	<b>0</b>	<b>0</b>	<b>0</b>	<b>0</b>	<b>3,835</b>	<b>0</b>
<b>Air Force Total</b>	<b>0</b>	<b>0</b>	<b>749,863</b>	<b>744,344</b>	<b>8,474</b>	<b>8,474</b>	<b>128,259</b>	<b>128,259</b>	<b>886,596</b>	<b>881,077</b>
<b>Air Force Active Total</b>	<b>0</b>	<b>0</b>	<b>724,168</b>	<b>724,168</b>	<b>8,474</b>	<b>8,474</b>	<b>128,259</b>	<b>128,259</b>	<b>860,901</b>	<b>860,901</b>
Military Personnel, Air Force										
1.1.1 Reserve Components Called To Active Duty	0	0	565,906	565,906	8,239	8,239	91,233	91,233	665,378	665,378
1.1.2 Imminent Danger or Hostile Fire Pay	0	0	19,320	19,320	0	0	4,489	4,489	23,809	23,809
1.1.3 Family Separation Allowance	0	0	23,582	23,582	129	129	5,574	5,574	29,285	29,285
1.1.4 Hardship Duty Pay	0	0	16,402	16,402	0	0	3,892	3,892	20,294	20,294
1.1.5 Subsistence	0	0	84,970	84,970	106	106	20,104	20,104	105,180	105,180
1.1.7 Other Military Personnel (Special Pay)	0	0	13,988	13,988	0	0	2,967	2,967	16,955	16,955
<b>1.0 Personnel Sub-Total</b>	<b>0</b>	<b>0</b>	<b>724,168</b>	<b>724,168</b>	<b>8,474</b>	<b>8,474</b>	<b>128,259</b>	<b>128,259</b>	<b>860,901</b>	<b>860,901</b>
<b>Air Force Reserve Total</b>	<b>0</b>	<b>0</b>	<b>20,567</b>	<b>15,540</b>	<b>0</b>	<b>0</b>	<b>0</b>	<b>0</b>	<b>20,567</b>	<b>15,540</b>
Reserve Personnel, Air Force										
1.1.6 Reserve Components Predeployment Training	0	0	20,567	15,540	0	0	0	0	20,567	15,540
<b>1.0 Personnel Sub-Total</b>	<b>0</b>	<b>0</b>	<b>20,567</b>	<b>15,540</b>	<b>0</b>	<b>0</b>	<b>0</b>	<b>0</b>	<b>20,567</b>	<b>15,540</b>
<b>Air Force National Guard Total</b>	<b>0</b>	<b>0</b>	<b>5,128</b>	<b>4,636</b>	<b>0</b>	<b>0</b>	<b>0</b>	<b>0</b>	<b>5,128</b>	<b>4,636</b>
National Guard Personnel, Air Force										
1.1.6 Reserve Components Predeployment Training	0	0	5,128	4,636	0	0	0	0	5,128	4,636
<b>1.0 Personnel Sub-Total</b>	<b>0</b>	<b>0</b>	<b>5,128</b>	<b>4,636</b>	<b>0</b>	<b>0</b>	<b>0</b>	<b>0</b>	<b>5,128</b>	<b>4,636</b>



**Operation and Maintenance Subsidiary Report  
(Cost Breakdown Structure)**

**COST OF WAR**  
**Operation and Maintenance (O&M) Summary Execution by Operation and Cost Breakdown Structure (CBS)**  
**Fiscal Year 2007 - 2017**  
**(Amounts in Thousands)**  
**As of September 30, 2017**

CBS Summary	Operation New Dawn (OND) / Post-OND Iraq Activities		Operation Enduring Freedom		Operation Freedom's Sentinel		Operation Noble Eagle		Operation Inherent Resolve		Summary	
	Obligations Year to Date	Disbursements Year to Date	Obligations Year to Date	Disbursements Year to Date	Obligations Year to Date	Disbursements Year to Date	Obligations Year to Date	Disbursements Year to Date	Obligations Year to Date	Disbursements Year to Date	Obligations Year to Date	Disbursements Year to Date
<b>O&amp;M CBS Summary Total</b>	<b>-128,880</b>	<b>163,063</b>	<b>-41,635</b>	<b>209,387</b>	<b>34,148,207</b>	<b>24,251,125</b>	<b>62,964</b>	<b>41,212</b>	<b>6,149,877</b>	<b>4,598,896</b>	<b>40,190,533</b>	<b>29,263,683</b>
1.0 Personnel Costs	-3,511	840	-18,230	3,359	364,431	343,565	2,307	2,136	27,394	23,069	372,391	372,969
2.0 Personnel Support Costs	-2,476	18,045	-120,730	-70,232	1,596,104	1,192,900	7,184	6,679	194,584	158,437	1,674,666	1,305,829
3.0 Operating Support Costs	-112,328	143,658	66,617	173,890	24,238,060	15,868,917	52,373	31,800	4,622,956	3,257,927	28,867,678	19,476,192
4.0 Transportation Costs	-2,384	473	283,674	3,459	3,088,228	2,538,449	1,100	597	325,046	241,108	3,695,664	2,784,086
7.0 Other Support Costs	-8,181	47	-252,966	98,911	4,861,384	4,307,294	0	0	979,897	918,355	5,580,134	5,324,607
1.1.6 Reserve Components Predeployment Training	0	0	0	0	0	0	-120	-120	0	0	-120	-120
1.2.1 Civilian Premium Pay	-3,656	830	-20,715	950	302,883	283,950	451	425	18,798	15,469	297,761	301,624
1.2.2 Civilian Temporary Hires	145	10	2,485	2,408	61,548	59,616	1,976	1,831	8,596	7,600	74,750	71,465
1.2.3 MRAP Vehicles	0	0	0	1	0	-1	0	0	0	0	0	0
<b>1.0 Personnel Sub-Total</b>	<b>-3,511</b>	<b>840</b>	<b>-18,230</b>	<b>3,359</b>	<b>364,431</b>	<b>343,565</b>	<b>2,307</b>	<b>2,136</b>	<b>27,394</b>	<b>23,069</b>	<b>372,391</b>	<b>372,969</b>
2.1 Temporary Duty (TDY)/Additional Duty (TAD)	61	637	27,174	8,661	669,462	624,044	7,006	6,574	59,527	42,225	763,230	682,141
2.2 Clothing and Other Personnel Equipment & Supplies	-1,202	144	52,613	51,338	283,584	52,582	0	0	60	53	335,055	104,117
2.2.1 Organizational Clothing	0	0	258	29	-259	-29	0	0	0	0	-1	0
2.3 Medical Support/Health Services	-661	-184	-210,062	-150,875	375,635	302,746	178	105	13,836	11,825	178,926	163,617
2.4 Reserve Component Activation/Deactivation	0	0	4,686	5,120	3,997	1,364	0	0	10	32	8,693	6,516
2.5 Other Personnel Support	-674	17,448	3,500	14,383	234,481	198,836	0	0	121,151	104,302	358,458	334,969
2.6 Rest & Recreation	0	0	0	0	6,023	5,546	0	0	0	0	6,023	5,546
2.7 Body Armor	0	0	1,101	1,112	23,181	7,811	0	0	0	0	24,282	8,923
<b>2.0 Personnel Support Sub-Total</b>	<b>-2,476</b>	<b>18,045</b>	<b>-120,730</b>	<b>-70,232</b>	<b>1,596,104</b>	<b>1,192,900</b>	<b>7,184</b>	<b>6,679</b>	<b>194,584</b>	<b>158,437</b>	<b>1,674,666</b>	<b>1,305,829</b>
3.1 Training	-2	0	415	-3,563	567,661	314,272	297	0	6,868	5,579	575,239	316,288
3.1.0 Care-in-Store	0	0	0	0	448	0	0	0	2	0	450	0
3.2 Operations (OPTEMPO) (Fuel, Other POL, Parts)	-8,344	-8,049	-33,282	-23,536	2,798,162	2,297,133	18,086	17,608	2,034,513	1,948,929	4,809,135	4,232,085
3.2.1 MRAP Vehicles Operation	0	0	143	58	74,137	24,754	0	0	0	0	74,280	24,812
3.3 Other Supplies & Equipment	7,104	8,689	68,139	109,282	2,191,259	1,575,216	2,192	231	673,240	427,688	2,941,934	2,121,106
3.4 Facilities/Base Support	-309	543	-14,461	34,068	1,664,430	596,272	4,348	1,616	203,570	51,848	1,857,578	684,347
3.4.1 MRAP Vehicles Facilities and Base Support	0	0	0	758	0	5,306	0	0	0	0	0	6,064
3.5.1 Organization Level Maintenance	-26	-2	25,740	22,770	186,762	128,419	0	0	9,683	6,651	222,159	157,838
3.5.2 Intermediate Level Maintenance	-13,497	205	-58	31	161,717	105,182	0	0	19,314	21,059	167,476	126,477
3.5.3 Depot Level Maintenance	-12,223	28,644	59,305	175,691	5,674,673	4,027,228	0	0	162,534	71,282	5,884,289	4,302,845
3.5.4 Contractor Logistics Support	-14,284	1,997	-7,791	18,244	1,216,868	593,723	17,121	4,457	117,539	43,590	1,329,453	662,011
3.5.6 MRAP Vehicles Equipment Maintenance	0	0	9,603	10,231	117,328	36,050	0	0	0	0	126,931	46,281
3.6 (C4I)	-5,749	97,802	533,529	232,684	4,015,256	2,967,862	1,423	123	401,880	138,388	4,946,339	3,436,859
3.7 Other Services and Miscellaneous Contracts	-64,998	13,829	-574,665	-402,828	5,532,018	3,197,489	8,906	7,765	993,813	542,913	5,895,074	3,359,168
3.8 IED Operation	0	0	0	0	22	0	0	0	0	0	22	0
3.9 Psychological Operations (Information Operations)	0	0	0	0	37,319	11	0	0	0	0	37,319	11
<b>3.0 Operating Support Sub-Total</b>	<b>-112,328</b>	<b>143,658</b>	<b>66,617</b>	<b>173,890</b>	<b>24,238,060</b>	<b>15,868,917</b>	<b>52,373</b>	<b>31,800</b>	<b>4,622,956</b>	<b>3,257,927</b>	<b>28,867,678</b>	<b>19,476,192</b>
4.1 Airlift	0	650	-14,593	2,752	1,690,281	1,472,462	0	0	237,256	217,685	1,912,944	1,693,549
4.2 Sealift	0	0	1,552	4,228	192,950	178,184	0	0	0	0	194,502	182,412
4.4 Port Handling/Inland Transportation	-51	0	-5,298	275	257,982	185,831	1,100	597	2,501	423	256,234	187,126
4.5 Other Transportation	-1,875	-175	2,893	7,104	296,270	243,699	0	0	9,241	7,396	306,529	258,024
4.6 Second Destination Transportation	0	-2	299,142	-10,900	646,300	453,726	0	0	76,000	14,876	1,021,442	457,700
4.7 MRAP Vehicles Transportation	-458	0	-3	0	50	2	0	0	0	0	-411	2
4.8 Retrograde of Personnel and Equipment	0	0	-19	0	4,395	4,545	0	0	48	728	4,424	5,273
<b>4.0 Transportation Sub-Total</b>	<b>-2,384</b>	<b>473</b>	<b>283,674</b>	<b>3,459</b>	<b>3,088,228</b>	<b>2,538,449</b>	<b>1,100</b>	<b>597</b>	<b>325,046</b>	<b>241,108</b>	<b>3,695,664</b>	<b>2,784,086</b>
7.1.01 Pakistan	0	0	0	0	550,000	550,000	0	0	0	0	550,000	550,000
7.1.12 Jordan (OEF)	0	0	12,448	12,448	37,260	37,260	0	0	0	0	49,708	49,708
7.1.26 Coalition support for Mongolia (OEF)	0	0	0	0	674	674	0	0	0	0	674	674
7.1.90 Coalition Readiness Support Program (CRSP)	0	0	0	0	19,355	11,192	0	0	0	0	19,355	11,192
7.2.1 Transportation Support	0	0	0	0	14,000	8,442	0	0	0	0	14,000	8,442
7.2.2 Logistic Support	0	0	0	0	92,351	92,350	0	0	0	0	92,351	92,350
7.3.02 Defense Forces Sustainment	-3,569	-71	-17,372	-1,146	3,332,047	3,051,213	0	0	0	0	3,311,106	3,049,996
7.3.03 Defense Forces Infrastructure	0	0	-55,489	19,423	66,243	25,953	0	0	0	0	10,754	45,376
7.3.04 Defense Forces Equipment and Transportation	-4,431	0	-652	-652	50,336	36,659	0	0	0	0	45,253	36,007
7.3.05 Defense Forces Training and Operations	-181	48	-22,724	-21,669	27,067	13,490	0	0	0	0	4,162	-8,131
7.3.07 Interior Forces Sustainment	0	0	-16,202	-1,467	433,062	344,115	0	0	0	0	416,860	342,648
7.3.08 Interior Forces Infrastructure	0	0	-12,887	2,800	21,799	57,588	0	0	0	0	8,912	60,388

**COST OF WAR**  
**Operation and Maintenance (O&M) Summary Execution by Operation and Cost Breakdown Structure (CBS)**  
**Fiscal Year 2007 - 2017**  
**(Amounts in Thousands)**  
**As of September 30, 2017**

	Operation New Dawn (OND) / Post-OND Iraq Activities		Operation Enduring Freedom		Operation Freedom's Sentinel		Operation Noble Eagle		Operation Inherent Resolve		Summary	
	Obligations Year to Date	Disbursements Year to Date	Obligations Year to Date	Disbursements Year to Date	Obligations Year to Date	Disbursements Year to Date	Obligations Year to Date	Disbursements Year to Date	Obligations Year to Date	Disbursements Year to Date	Obligations Year to Date	Disbursements Year to Date
<b>CBS Summary</b>												
7.3.09 Interior Forces Equipment	0	0	-480	-79	182,092	173,703	0	0	0	0	181,612	173,624
7.3.10 Interior Forces Training and Operations	0	0	-132,161	-125,579	30,137	7,991	0	0	0	0	-102,024	-117,588
7.3.14 Detainee Operations Sustainment	0	0	-2,820	0	-39	380	0	0	0	0	-2,859	380
7.3.15 Detainee Operations Infrastructure	0	0	-2	0	0	0	0	0	0	0	-2	0
7.3.17 Detainee Operations Training and Operations	0	0	-31	0	0	0	0	0	0	0	-31	0
7.3.20 Other	0	70	-2,855	95,081	0	-105,541	0	0	0	0	-2,855	-10,390
7.4.1 Afghanistan (CERP)	0	0	-331	0	5,000	1,825	0	0	0	0	4,669	1,825
7.5.1 Afghanistan Infrastructure Fund - Power	0	0	37	117,415	0	0	0	0	0	0	37	117,415
7.5.2 Afghanistan Infrastructure Fund - Transportation	0	0	-77	3,444	0	0	0	0	0	0	-77	3,444
7.5.3 Afghanistan Infrastructure Fund - Water	0	0	-1,368	-1,108	0	0	0	0	0	0	-1,368	-1,108
7.6.1 Trainee Equip/Support	0	0	0	0	0	0	0	0	216,348	105,786	216,348	105,786
7.6.2 U.S. Trainer/Enabler	0	0	0	0	0	0	0	0	181,556	80,566	181,556	80,566
7.7.1 Defense Forces	0	0	0	0	0	0	0	0	581,993	732,003	581,993	732,003
<b>7.0 Other Support Sub-Total</b>	<b>-8,181</b>	<b>47</b>	<b>-252,966</b>	<b>98,911</b>	<b>4,861,384</b>	<b>4,307,294</b>	<b>0</b>	<b>0</b>	<b>979,897</b>	<b>918,355</b>	<b>5,580,134</b>	<b>5,324,607</b>

**COST OF WAR**  
**Operation and Maintenance (O&M) Summary Execution by Operation, Component, and Cost Breakdown Structure (CBS)**  
**Fiscal Year 2007 - 2017**  
**(Amounts in Thousands)**  
**As of September 30, 2017**

Component	Operation New Dawn (OND) / Post-OND Iraq Activities		Operation Enduring Freedom		Operation Freedom's Sentinel		Operation Noble Eagle		Operation Inherent Resolve		Summary	
	Obligations Year To Date	Disbursements Year To Date	Obligations Year To Date	Disbursements Year To Date	Obligations Year To Date	Disbursements Year To Date	Obligations Year To Date	Disbursements Year To Date	Obligations Year To Date	Disbursements Year To Date	Obligations Year To Date	Disbursements Year To Date
<b>Grand Total</b>	<b>-128,880</b>	<b>163,063</b>	<b>-41,635</b>	<b>209,387</b>	<b>34,148,207</b>	<b>24,251,125</b>	<b>62,964</b>	<b>41,212</b>	<b>6,149,877</b>	<b>4,598,896</b>	<b>40,190,533</b>	<b>29,263,683</b>
<b>Army Total</b>	<b>-57,864</b>	<b>101,887</b>	<b>-128,892</b>	<b>-352,104</b>	<b>16,594,203</b>	<b>10,616,559</b>	<b>42,401</b>	<b>20,843</b>	<b>2,726,887</b>	<b>1,763,439</b>	<b>19,176,735</b>	<b>12,150,624</b>
1.2.1 Civilian Premium Pay	795	830	124	307	79,012	71,866	451	425	13,795	13,795	94,177	87,223
1.2.2 Civilian Temporary Hires	0	0	-7	-83	1,058	1,134	0	0	574	574	1,625	1,625
<b>1.0 Personnel Sub-Total</b>	<b>795</b>	<b>830</b>	<b>117</b>	<b>224</b>	<b>80,070</b>	<b>73,000</b>	<b>451</b>	<b>425</b>	<b>14,369</b>	<b>14,369</b>	<b>95,802</b>	<b>88,848</b>
2.1 Temporary Duty (TDY)/Additional Duty (TAD)	488	504	3,378	-22,789	181,322	164,317	5,527	5,126	25,669	12,417	216,384	159,575
2.2 Clothing and Other Personnel Equipment & Supplies	-1,202	144	0	0	301,252	82,494	0	0	0	0	300,050	82,638
2.2.1 Organizational Clothing	0	0	0	-227	0	227	0	0	0	0	0	0
2.3 Medical Support/Health Services	0	0	-436	-36	48,810	39,134	2	0	11,084	9,586	59,460	48,684
2.4 Reserve Component Activation/Deactivation	0	0	0	0	7,307	5,112	0	0	0	0	7,307	5,112
2.5 Other Personnel Support	-1	0	-1,016	-9	24,516	11,558	0	0	83,086	83,078	106,585	94,627
2.6 Rest & Recreation	0	0	0	0	6,023	5,546	0	0	0	0	6,023	5,546
<b>2.0 Personnel Support Sub-Total</b>	<b>-715</b>	<b>648</b>	<b>1,926</b>	<b>-23,061</b>	<b>569,230</b>	<b>308,388</b>	<b>5,529</b>	<b>5,126</b>	<b>119,839</b>	<b>105,081</b>	<b>695,809</b>	<b>396,182</b>
3.1 Training	-2	0	-62	-76	356,266	163,741	297	0	74	74	356,573	163,739
3.1.0 Care-in-Store	0	0	0	0	448	0	0	0	0	0	448	0
3.2 Operations (OPTEMPO) (Fuel, Other POL, Parts)	-8	-8	-777	92	1,119,053	851,162	1,016	538	217,958	153,843	1,337,242	1,005,627
3.2.1 MRAP Vehicles Operation	0	0	0	0	70,835	24,173	0	0	0	0	70,835	24,173
3.3 Other Supplies & Equipment	-232	-3	4,875	-9,271	687,190	413,538	2,176	222	566,195	337,571	1,260,204	742,057
3.4 Facilities/Base Support	-309	543	-20,652	-293	1,097,576	279,441	4,305	1,590	114,989	14,976	1,195,909	296,257
3.5.1 Organization Level Maintenance	-26	-2	-793	-2,746	75,913	23,661	0	0	0	0	75,094	20,913
3.5.2 Intermediate Level Maintenance	-13,497	205	-135	31	285,059	154,744	0	0	0	0	271,427	154,980
3.5.3 Depot Level Maintenance	-2,710	544	-1,003	-173	935,047	398,689	0	0	1,143	1,131	932,477	400,191
3.5.4 Contractor Logistics Support	-14,242	1,995	-20,637	-10,909	832,115	347,986	17,121	4,457	54,957	15,287	869,314	358,816
3.5.6 MRAP Vehicles Equipment Maintenance	0	0	0	0	41,640	6,635	0	0	0	0	41,640	6,635
3.6 (C4I)	-5,769	95,956	-3,291	-344,546	2,163,288	1,670,817	1,423	123	281,063	69,265	2,436,714	1,491,615
3.7 Other Services and Miscellaneous Contracts	-12,459	1,134	-117,299	-39,774	2,714,972	1,314,983	8,983	7,765	522,475	231,459	3,116,492	1,515,567
3.9 Psychological Operations (Information Operations)	0	0	0	0	31,272	0	0	0	0	0	31,272	0
<b>3.0 Operating Support Sub-Total</b>	<b>-49,254</b>	<b>100,364</b>	<b>-159,774</b>	<b>-407,665</b>	<b>10,410,494</b>	<b>5,649,570</b>	<b>35,321</b>	<b>14,695</b>	<b>1,758,854</b>	<b>823,606</b>	<b>11,995,641</b>	<b>6,180,570</b>
4.1 Airlift	0	0	-516	1	413,336	276,513	0	0	0	0	412,820	276,514
4.2 Sealift	0	0	-517	0	69,358	64,851	0	0	0	0	68,841	64,851
4.4 Port Handling/Inland Transportation	-51	0	-5,472	11	249,155	179,375	1,100	597	2,501	423	247,233	180,406
4.5 Other Transportation	0	0	21	-12	17,160	36	0	0	0	0	17,181	24
4.6 Second Destination Transportation	0	-2	300,737	-8,065	637,656	457,450	0	0	76,000	14,876	1,014,393	464,259
4.7 MRAP Vehicles Transportation	-458	0	0	0	0	0	0	0	0	0	-458	0
<b>4.0 Transportation Sub-Total</b>	<b>-509</b>	<b>-2</b>	<b>294,253</b>	<b>-8,065</b>	<b>1,386,665</b>	<b>978,225</b>	<b>1,100</b>	<b>597</b>	<b>78,501</b>	<b>15,299</b>	<b>1,760,010</b>	<b>986,054</b>
7.3.02 Defense Forces Sustainment	-3,569	-71	-17,372	-1,146	3,332,047	3,051,213	0	0	0	0	3,311,106	3,049,996
7.3.03 Defense Forces Infrastructure	0	0	-55,489	19,423	66,243	25,953	0	0	0	0	10,754	45,376
7.3.04 Defense Forces Equipment and Transportation	-4,431	0	-652	-652	50,336	36,659	0	0	0	0	45,253	36,007
7.3.05 Defense Forces Training and Operations	-181	48	-22,724	-21,669	27,067	13,490	0	0	0	0	4,162	-8,131
7.3.07 Interior Forces Sustainment	0	0	-16,202	-1,467	433,062	344,115	0	0	0	0	416,860	342,648
7.3.08 Interior Forces Infrastructure	0	0	-12,887	2,800	21,799	57,588	0	0	0	0	8,912	60,388
7.3.09 Interior Forces Equipment	0	0	-480	-79	182,092	173,703	0	0	0	0	181,612	173,624
7.3.10 Interior Forces Training and Operations	0	0	-132,161	-125,579	30,137	7,991	0	0	0	0	-102,024	-117,588
7.3.14 Detainee Operations Sustainment	0	0	-2,820	0	-39	380	0	0	0	0	-2,859	380
7.3.15 Detainee Operations Infrastructure	0	0	-2	0	0	0	0	0	0	0	-2	0
7.3.17 Detainee Operations Training and Operations	0	0	-31	0	0	0	0	0	0	0	-31	0
7.3.20 Other	0	70	-2,855	95,081	0	-105,541	0	0	0	0	-2,855	-10,390
7.4.1 Afghanistan (CERP)	0	0	-331	0	5,000	1,825	0	0	0	0	4,669	1,825
7.5.1 Afghanistan Infrastructure Fund - Power	0	0	37	117,415	0	0	0	0	0	0	37	117,415
7.5.2 Afghanistan Infrastructure Fund - Transportation	0	0	-77	3,444	0	0	0	0	0	0	-77	3,444
7.5.3 Afghanistan Infrastructure Fund - Water	0	0	-1,368	-1,108	0	0	0	0	0	0	-1,368	-1,108
7.6.1 Trainee Equip/Support	0	0	0	0	0	0	0	0	14,653	12,612	14,653	12,612
7.6.2 U.S. Trainer/Enabler	0	0	0	0	0	0	0	0	158,678	60,469	158,678	60,469
7.7.1 Defense Forces	0	0	0	0	0	0	0	0	581,993	732,003	581,993	732,003
<b>7.0 Other Support Sub-Total</b>	<b>-8,181</b>	<b>47</b>	<b>-265,414</b>	<b>86,463</b>	<b>4,147,744</b>	<b>3,607,376</b>	<b>0</b>	<b>0</b>	<b>755,324</b>	<b>805,084</b>	<b>4,629,473</b>	<b>4,498,970</b>
<b>Navy/Marine Corps Total</b>	<b>-8,751</b>	<b>27,939</b>	<b>531,945</b>	<b>519,615</b>	<b>6,122,622</b>	<b>4,444,106</b>	<b>0</b>	<b>0</b>	<b>671,974</b>	<b>414,675</b>	<b>7,317,790</b>	<b>5,406,335</b>
<b>Navy Total</b>	<b>0</b>	<b>0</b>	<b>0</b>	<b>0</b>	<b>4,946,777</b>	<b>3,554,679</b>	<b>0</b>	<b>0</b>	<b>560,709</b>	<b>357,140</b>	<b>5,507,486</b>	<b>3,911,819</b>
1.2.1 Civilian Premium Pay	0	0	0	0	104,143	103,412	0	0	282	204	104,425	103,616

**COST OF WAR**  
**Operation and Maintenance (O&M) Summary Execution by Operation, Component, and Cost Breakdown Structure (CBS)**  
**Fiscal Year 2007 - 2017**  
**(Amounts in Thousands)**  
**As of September 30, 2017**

Component	Operation New Dawn (OND) / Post-OND Iraq Activities		Operation Enduring Freedom		Operation Freedom's Sentinel		Operation Noble Eagle		Operation Inherent Resolve		Summary	
	Obligations Year To Date	Disbursements Year To Date	Obligations Year To Date	Disbursements Year To Date	Obligations Year To Date	Disbursements Year To Date	Obligations Year To Date	Disbursements Year To Date	Obligations Year To Date	Disbursements Year To Date	Obligations Year To Date	Disbursements Year To Date
1.2.2 Civilian Temporary Hires	0	0	0	0	328	328	0	0	0	0	328	328
<b>1.0 Personnel Sub-Total</b>	<b>0</b>	<b>0</b>	<b>0</b>	<b>0</b>	<b>104,471</b>	<b>103,740</b>	<b>0</b>	<b>0</b>	<b>282</b>	<b>204</b>	<b>104,753</b>	<b>103,944</b>
2.1 Temporary Duty (TDY)/Additional Duty (TAD)	0	0	0	0	95,149	81,621	0	0	1,903	1,874	97,052	83,495
2.2 Clothing and Other Personnel Equipment & Supplies	0	0	0	0	14,089	4,121	0	0	49	47	14,138	4,168
2.3 Medical Support/Health Services	0	0	0	0	3,604	2,126	0	0	0	0	3,604	2,126
2.4 Reserve Component Activation/Deactivation	0	0	0	0	1,942	1,152	0	0	0	0	1,942	1,152
2.5 Other Personnel Support	0	0	0	0	11,696	4,465	0	0	0	0	11,696	4,465
2.7 Body Armor	0	0	0	0	3,294	915	0	0	0	0	3,294	915
<b>2.0 Personnel Support Sub-Total</b>	<b>0</b>	<b>0</b>	<b>0</b>	<b>0</b>	<b>129,774</b>	<b>94,400</b>	<b>0</b>	<b>0</b>	<b>1,952</b>	<b>1,921</b>	<b>131,726</b>	<b>96,321</b>
3.1 Training	0	0	0	0	93,020	42,379	0	0	0	0	93,020	42,379
3.2 Operations (OPTEMPO) (Fuel, Other POL, Parts)	0	0	0	0	981,994	843,008	0	0	259,663	259,663	1,241,657	1,102,671
3.3 Other Supplies & Equipment	0	0	0	0	219,984	168,799	0	0	2,913	355	222,897	169,154
3.4 Facilities/Base Support	0	0	0	0	215,548	104,406	0	0	0	0	215,548	104,406
3.5.1 Organization Level Maintenance	0	0	0	0	112,335	99,200	0	0	9,683	6,651	122,018	105,851
3.5.2 Intermediate Level Maintenance	0	0	0	0	59,405	33,504	0	0	2,000	2,000	61,405	35,504
3.5.3 Depot Level Maintenance	0	0	0	0	2,300,864	1,663,480	0	0	72,016	41,729	2,372,880	1,705,209
3.5.4 Contractor Logistics Support	0	0	0	0	25,200	13,892	0	0	2,000	2,000	27,200	15,892
3.6 (C4I)	0	0	0	0	87,628	40,466	0	0	0	0	87,628	40,466
3.7 Other Services and Miscellaneous Contracts	0	0	0	0	309,984	112,874	0	0	207,006	39,423	516,990	152,297
3.8 IED Operation	0	0	0	0	22	0	0	0	0	0	22	0
<b>3.0 Operating Support Sub-Total</b>	<b>0</b>	<b>0</b>	<b>0</b>	<b>0</b>	<b>4,405,984</b>	<b>3,122,008</b>	<b>0</b>	<b>0</b>	<b>555,281</b>	<b>351,821</b>	<b>4,961,265</b>	<b>3,473,829</b>
4.1 Airlift	0	0	0	0	172,587	114,716	0	0	3,194	3,194	175,781	117,910
4.2 Sealift	0	0	0	0	117,604	113,386	0	0	0	0	117,604	113,386
4.4 Port Handling/Inland Transportation	0	0	0	0	5,841	3,755	0	0	0	0	5,841	3,755
4.5 Other Transportation	0	0	0	0	6,739	1,423	0	0	0	0	6,739	1,423
4.6 Second Destination Transportation	0	0	0	0	3,727	1,249	0	0	0	0	3,727	1,249
4.7 MRAP Vehicles Transportation	0	0	0	0	50	2	0	0	0	0	50	2
<b>4.0 Transportation Sub-Total</b>	<b>0</b>	<b>0</b>	<b>0</b>	<b>0</b>	<b>306,548</b>	<b>234,531</b>	<b>0</b>	<b>0</b>	<b>3,194</b>	<b>3,194</b>	<b>309,742</b>	<b>237,725</b>
<b>Marine Corps Total</b>	<b>-8,751</b>	<b>27,939</b>	<b>531,945</b>	<b>519,615</b>	<b>1,175,845</b>	<b>889,427</b>	<b>0</b>	<b>0</b>	<b>111,265</b>	<b>57,535</b>	<b>1,810,304</b>	<b>1,494,516</b>
1.2.1 Civilian Premium Pay	0	0	614	617	27,245	22,450	0	0	0	0	27,859	23,067
1.2.2 Civilian Temporary Hires	0	0	2,497	2,473	-2,389	-2,884	0	0	0	0	108	-411
1.2.3 MRAP Vehicles	0	0	0	1	0	-1	0	0	0	0	0	0
<b>1.0 Personnel Sub-Total</b>	<b>0</b>	<b>0</b>	<b>3,111</b>	<b>3,091</b>	<b>24,856</b>	<b>19,565</b>	<b>0</b>	<b>0</b>	<b>0</b>	<b>0</b>	<b>27,967</b>	<b>22,656</b>
2.1 Temporary Duty (TDY)/Additional Duty (TAD)	8	9	28,030	28,865	50,302	51,137	0	0	2,772	2,371	81,112	82,382
2.2 Clothing and Other Personnel Equipment & Supplies	0	0	52,804	51,411	-39,048	-39,531	0	0	0	0	13,756	11,880
2.2.1 Organizational Clothing	0	0	258	256	-259	-256	0	0	0	0	-1	0
2.3 Medical Support/Health Services	0	0	1,936	1,887	3,461	2,103	0	0	0	0	5,397	3,990
2.4 Reserve Component Activation/Deactivation	0	0	4,686	5,120	-5,252	-4,900	0	0	10	32	-556	252
2.5 Other Personnel Support	0	0	6,167	5,497	20,650	18,333	0	0	0	0	26,817	23,830
<b>2.0 Personnel Support Sub-Total</b>	<b>8</b>	<b>9</b>	<b>93,881</b>	<b>93,036</b>	<b>29,854</b>	<b>26,886</b>	<b>0</b>	<b>0</b>	<b>2,782</b>	<b>2,403</b>	<b>126,525</b>	<b>122,334</b>
3.1 Training	0	0	1,825	-3,818	49,096	54,432	0	0	0	17	50,921	50,631
3.2 Operations (OPTEMPO) (Fuel, Other POL, Parts)	0	0	36,631	38,250	85,828	56,300	0	0	933	844	123,392	95,394
3.2.1 MRAP Vehicles Operation	0	0	143	58	3,302	581	0	0	0	0	3,445	639
3.3 Other Supplies & Equipment	0	0	50,177	43,778	461,674	332,309	0	0	1,852	1,062	513,703	377,149
3.4 Facilities/Base Support	0	0	20,547	22,071	171,013	37,295	0	0	0	0	191,560	59,366
3.4.1 MRAP Vehicles Facilities and Base Support	0	0	0	758	0	5,306	0	0	0	0	0	6,064
3.5.1 Organization Level Maintenance	0	0	26,618	25,517	-2,103	5,187	0	0	0	0	24,515	30,704
3.5.2 Intermediate Level Maintenance	0	0	77	0	-186,427	-85,533	0	0	17,314	19,059	-169,036	-66,474
3.5.3 Depot Level Maintenance	-8,300	27,920	15,615	30,201	250,088	285,710	0	0	81,975	28,422	339,378	372,253
3.5.4 Contractor Logistics Support	0	0	22,950	23,214	35,797	19,693	0	0	0	0	58,747	42,907
3.5.6 MRAP Vehicles Equipment Maintenance	0	0	9,603	10,231	-9,425	-2,594	0	0	0	0	178	7,637
3.6 (C4I)	0	0	18,969	16,113	9,789	-6,017	0	0	4,882	1,681	33,640	11,777
3.7 Other Services and Miscellaneous Contracts	-459	10	226,837	211,368	157,974	78,539	0	0	1,536	4,056	385,888	293,973
<b>3.0 Operating Support Sub-Total</b>	<b>-8,759</b>	<b>27,930</b>	<b>429,992</b>	<b>417,741</b>	<b>1,026,606</b>	<b>781,208</b>	<b>0</b>	<b>0</b>	<b>108,492</b>	<b>55,141</b>	<b>1,556,331</b>	<b>1,282,020</b>
4.1 Airlift	0	0	849	849	-454	-636	0	0	-9	-9	386	204
4.2 Sealift	0	0	431	1,536	773	-1,490	0	0	0	0	1,204	46
4.4 Port Handling/Inland Transportation	0	0	179	127	36	49	0	0	0	0	215	176
4.5 Other Transportation	0	0	5,100	6,070	87,881	67,378	0	0	0	0	92,981	73,448



**COST OF WAR**  
**Operation and Maintenance (O&M) Summary Execution by Operation, Component, and Cost Breakdown Structure (CBS)**  
**Fiscal Year 2007 - 2017**  
**(Amounts in Thousands)**  
**As of September 30, 2017**

Component	Operation New Dawn (OND) / Post-OND Iraq Activities		Operation Enduring Freedom		Operation Freedom's Sentinel		Operation Noble Eagle		Operation Inherent Resolve		Summary	
	Obligations Year To Date	Disbursements Year To Date	Obligations Year To Date	Disbursements Year To Date	Obligations Year To Date	Disbursements Year To Date	Obligations Year To Date	Disbursements Year To Date	Obligations Year To Date	Disbursements Year To Date	Obligations Year To Date	Disbursements Year To Date
4.6 Second Destination Transportation	0	0	-1,595	-2,835	4,787	-5,035	0	0	0	0	3,192	-7,870
4.7 MRAP Vehicles Transportation	0	0	-3	0	0	0	0	0	0	0	-3	0
4.8 Retrograde of Personnel and Equipment	0	0	0	0	1,506	1,502	0	0	0	0	1,506	1,502
<b>4.0 Transportation Sub-Total</b>	<b>0</b>	<b>0</b>	<b>4,961</b>	<b>5,747</b>	<b>94,529</b>	<b>61,768</b>	<b>0</b>	<b>0</b>	<b>0</b>	<b>-9</b>	<b>99,481</b>	<b>67,506</b>
<b>Air Force Total</b>	<b>-582</b>	<b>30,636</b>	<b>-146,429</b>	<b>116,734</b>	<b>7,114,522</b>	<b>6,235,778</b>	<b>20,563</b>	<b>20,369</b>	<b>2,093,207</b>	<b>2,019,378</b>	<b>9,081,281</b>	<b>8,422,895</b>
1.1.6 Reserve Components Predeployment Training	0	0	0	0	0	0	-120	-120	0	0	-120	-120
1.2.2 Civilian Temporary Hires	3	10	-5	18	48,373	47,992	1,976	1,831	4,081	3,987	54,428	53,838
<b>1.0 Personnel Sub-Total</b>	<b>3</b>	<b>10</b>	<b>-5</b>	<b>18</b>	<b>48,373</b>	<b>47,992</b>	<b>1,856</b>	<b>1,711</b>	<b>4,081</b>	<b>3,987</b>	<b>54,308</b>	<b>53,718</b>
2.1 Temporary Duty (TDY)/Additional Duty (TAD)	17	118	-5,223	1,115	189,537	189,021	1,479	1,448	23,274	20,115	209,084	211,817
2.2 Clothing and Other Personnel Equipment & Supplies	0	0	-191	-123	4,429	3,480	0	0	0	0	4,238	3,357
2.3 Medical Support/Health Services	0	48	-2,740	54	28,247	32,483	176	105	2,722	2,209	28,405	34,899
2.5 Other Personnel Support	0	14,707	-456	632	111,113	80,137	0	0	38,065	21,224	148,722	116,700
2.7 Body Armor	0	0	1,117	1,112	19,887	6,896	0	0	0	0	21,004	8,008
<b>2.0 Personnel Support Sub-Total</b>	<b>17</b>	<b>14,873</b>	<b>-7,493</b>	<b>2,790</b>	<b>353,213</b>	<b>312,017</b>	<b>1,655</b>	<b>1,553</b>	<b>64,061</b>	<b>43,548</b>	<b>411,453</b>	<b>374,781</b>
3.1 Training	0	0	-403	-282	35,680	32,288	0	0	4,474	3,921	39,751	35,927
3.2 Operations (OPTEMPO) (Fuel, Other POL, Parts)	-8,336	-8,041	-63,568	-63,270	431,263	431,476	17,070	17,070	1,447,243	1,446,441	1,823,672	1,823,676
3.3 Other Supplies & Equipment	8,221	8,626	38,863	62,919	680,741	562,600	16	9	88,954	82,441	816,795	716,595
3.4 Facilities/Base Support	0	0	-14,230	12,331	175,439	174,024	43	26	88,510	36,831	249,762	223,212
3.5.3 Depot Level Maintenance	-1,213	180	44,677	145,656	2,156,820	1,673,994	0	7,400	0	0	2,207,684	1,819,830
3.5.4 Contractor Logistics Support	0	0	-93	-93	-33,298	-18,303	0	0	0	0	-33,391	-18,396
3.6 (C4I)	19	1,846	518,490	551,675	1,334,858	1,085,797	0	46,497	21,848	21,848	1,899,864	1,661,166
3.7 Other Services and Miscellaneous Contracts	2,582	12,667	-645,420	-597,586	925,262	912,867	-77	0	174,284	213,482	456,631	541,430
<b>3.0 Operating Support Sub-Total</b>	<b>1,273</b>	<b>15,278</b>	<b>-121,684</b>	<b>111,350</b>	<b>5,706,765</b>	<b>4,854,743</b>	<b>17,052</b>	<b>17,105</b>	<b>1,857,362</b>	<b>1,804,964</b>	<b>7,460,768</b>	<b>6,803,440</b>
4.1 Airlift	0	650	-15,112	1,531	869,568	883,377	0	0	159,058	153,265	1,013,514	1,038,823
4.2 Sealift	0	0	-8	0	-39	69	0	0	0	0	-47	69
4.5 Other Transportation	-1,875	-175	-2,108	1,045	133,753	134,537	0	0	8,319	6,898	138,089	142,305
4.8 Retrograde of Personnel and Equipment	0	0	-19	2,889	3,043	0	0	0	48	728	2,918	3,771
<b>4.0 Transportation Sub-Total</b>	<b>-1,875</b>	<b>475</b>	<b>-17,247</b>	<b>2,576</b>	<b>1,006,171</b>	<b>1,021,026</b>	<b>0</b>	<b>0</b>	<b>167,425</b>	<b>160,891</b>	<b>1,154,474</b>	<b>1,184,968</b>
7.6.1 Trainee Equip/Support	0	0	0	0	0	0	0	0	0	781	0	781
7.6.2 U.S. Trainer/Enabler	0	0	0	0	0	0	0	0	278	5,207	278	5,207
<b>7.0 Other Support Sub-Total</b>	<b>0</b>	<b>0</b>	<b>0</b>	<b>0</b>	<b>0</b>	<b>0</b>	<b>0</b>	<b>0</b>	<b>278</b>	<b>5,988</b>	<b>278</b>	<b>5,988</b>
<b>Defense Health Program Total</b>	<b>-661</b>	<b>-232</b>	<b>-208,731</b>	<b>-152,818</b>	<b>281,384</b>	<b>221,551</b>	<b>0</b>	<b>0</b>	<b>0</b>	<b>0</b>	<b>71,992</b>	<b>68,501</b>
2.3 Medical Support/Health Services	-661	-232	-208,731	-152,818	281,384	221,551	0	0	0	0	71,992	68,501
<b>2.0 Personnel Support Sub-Total</b>	<b>-661</b>	<b>-232</b>	<b>-208,731</b>	<b>-152,818</b>	<b>281,384</b>	<b>221,551</b>	<b>0</b>	<b>0</b>	<b>0</b>	<b>0</b>	<b>71,992</b>	<b>68,501</b>
<b>DODIG Total</b>	<b>0</b>	<b>0</b>	<b>11</b>	<b>-1</b>	<b>6,300</b>	<b>3,462</b>	<b>0</b>	<b>0</b>	<b>7,700</b>	<b>3,672</b>	<b>14,011</b>	<b>7,133</b>
1.2.1 Civilian Premium Pay	0	0	0	0	2,943	926	0	0	4,602	1,351	7,545	2,277
1.2.2 Civilian Temporary Hires	0	0	0	0	1,293	833	0	0	2,040	1,250	3,333	2,083
<b>1.0 Personnel Sub-Total</b>	<b>0</b>	<b>0</b>	<b>0</b>	<b>0</b>	<b>4,236</b>	<b>1,759</b>	<b>0</b>	<b>0</b>	<b>6,642</b>	<b>2,601</b>	<b>10,878</b>	<b>4,360</b>
2.1 Temporary Duty (TDY)/Additional Duty (TAD)	0	0	1	-1	1,955	1,585	0	0	772	699	2,728	2,283
2.2 Clothing and Other Personnel Equipment & Supplies	0	0	0	0	4	0	0	0	11	6	15	6
<b>2.0 Personnel Support Sub-Total</b>	<b>0</b>	<b>0</b>	<b>1</b>	<b>-1</b>	<b>1,959</b>	<b>1,585</b>	<b>0</b>	<b>0</b>	<b>783</b>	<b>705</b>	<b>2,743</b>	<b>2,289</b>
3.1.0 Care-in-Store	0	0	0	0	0	0	0	0	2	0	2	0
3.3 Other Supplies & Equipment	0	0	5	0	3	0	0	0	16	17	24	17
3.6 (C4I)	0	0	5	0	0	0	0	0	60	56	65	56
3.7 Other Services and Miscellaneous Contracts	0	0	0	0	102	118	0	0	197	293	299	411
<b>3.0 Operating Support Sub-Total</b>	<b>0</b>	<b>0</b>	<b>10</b>	<b>0</b>	<b>105</b>	<b>118</b>	<b>0</b>	<b>0</b>	<b>275</b>	<b>366</b>	<b>390</b>	<b>484</b>
<b>Defense Agency Total</b>	<b>-61,022</b>	<b>2,833</b>	<b>-89,539</b>	<b>77,961</b>	<b>4,029,176</b>	<b>2,729,669</b>	<b>0</b>	<b>0</b>	<b>650,109</b>	<b>397,732</b>	<b>4,528,724</b>	<b>3,208,195</b>
1.2.1 Civilian Premium Pay	-4,451	0	-21,453	26	89,540	85,296	0	0	119	119	63,755	85,441
1.2.2 Civilian Temporary Hires	142	0	0	0	12,885	12,213	0	0	1,901	1,789	14,928	14,002
<b>1.0 Personnel Sub-Total</b>	<b>-4,309</b>	<b>0</b>	<b>-21,453</b>	<b>26</b>	<b>102,425</b>	<b>97,509</b>	<b>0</b>	<b>0</b>	<b>2,020</b>	<b>1,908</b>	<b>78,683</b>	<b>99,443</b>
2.1 Temporary Duty (TDY)/Additional Duty (TAD)	-452	6	988	1,471	151,197	136,363	0	0	5,137	4,749	156,870	142,589
2.2 Clothing and Other Personnel Equipment & Supplies	0	0	0	50	2,858	2,018	0	0	0	0	2,858	2,068
2.3 Medical Support/Health Services	0	0	-91	38	10,129	5,349	0	0	30	30	10,068	5,417

**COST OF WAR**  
**Operation and Maintenance (O&M) Summary Execution by Operation, Component, and Cost Breakdown Structure (CBS)**  
**Fiscal Year 2007 - 2017**  
**(Amounts in Thousands)**  
**As of September 30, 2017**

Component	Operation New Dawn (OND) / Post-OND Iraq Activities		Operation Enduring Freedom		Operation Freedom's Sentinel		Operation Noble Eagle		Operation Inherent Resolve		Summary	
	Obligations Year To Date	Disbursements Year To Date	Obligations Year To Date	Disbursements Year To Date	Obligations Year To Date	Disbursements Year To Date	Obligations Year To Date	Disbursements Year To Date	Obligations Year To Date	Disbursements Year To Date	Obligations Year To Date	Disbursements Year To Date
2.5 Other Personnel Support	-673	2,741	-1,195	8,263	66,506	84,343	0	0	0	0	64,638	95,347
2.7 Body Armor	0	0	-16	0	0	0	0	0	0	0	-16	0
<b>2.0 Personnel Support Sub-Total</b>	<b>-1,125</b>	<b>2,747</b>	<b>-314</b>	<b>9,822</b>	<b>230,690</b>	<b>228,073</b>	<b>0</b>	<b>0</b>	<b>5,167</b>	<b>4,779</b>	<b>234,418</b>	<b>245,421</b>
3.1 Training	0	0	-945	613	33,599	21,432	0	0	2,320	1,567	34,974	23,612
3.2 Operations (OPTEMPO) (Fuel, Other POL, Parts)	0	0	-5,568	1,392	180,024	115,187	0	0	108,716	88,138	283,172	204,717
3.3 Other Supplies & Equipment	-885	66	-25,781	11,856	141,667	97,970	0	0	13,310	6,242	128,311	116,134
3.4 Facilities/Base Support	0	0	-126	-41	4,854	1,106	0	0	71	41	4,799	1,106
3.5.1 Organization Level Maintenance	0	0	-85	-1	617	371	0	0	0	0	532	370
3.5.2 Intermediate Level Maintenance	0	0	0	0	3,680	2,467	0	0	0	0	3,680	2,467
3.5.3 Depot Level Maintenance	0	0	16	7	31,854	5,355	0	0	0	0	31,870	5,362
3.5.4 Contractor Logistics Support	-42	2	-10,011	6,032	357,054	230,455	0	0	60,582	26,303	407,583	262,792
3.5.6 MRAP Vehicles Equipment Maintenance	0	0	0	0	85,113	32,009	0	0	0	0	85,113	32,009
3.6 (C4I)	1	0	-644	9,442	419,693	176,799	0	0	69,378	45,538	488,428	231,779
3.7 Other Services and Miscellaneous Contracts	-54,662	18	-38,783	23,164	1,423,904	778,108	0	0	88,315	54,200	1,418,774	855,490
3.9 Psychological Operations (Information Operations)	0	0	0	0	6,047	11	0	0	0	0	6,047	11
<b>3.0 Operating Support Sub-Total</b>	<b>-55,588</b>	<b>86</b>	<b>-81,927</b>	<b>52,464</b>	<b>2,688,106</b>	<b>1,461,270</b>	<b>0</b>	<b>0</b>	<b>342,692</b>	<b>222,029</b>	<b>2,893,283</b>	<b>1,735,849</b>
4.1 Airlift	0	0	186	371	235,244	198,492	0	0	75,013	61,235	310,443	260,098
4.2 Sealfift	0	0	1,646	2,692	5,254	1,368	0	0	0	0	6,900	4,060
4.4 Port Handling/Inland Transportation	0	0	-5	137	2,950	2,652	0	0	0	0	2,945	2,789
4.5 Other Transportation	0	0	-120	1	50,737	40,325	0	0	922	498	51,539	40,824
4.6 Second Destination Transportation	0	0	0	0	130	62	0	0	0	0	130	62
<b>4.0 Transportation Sub-Total</b>	<b>0</b>	<b>0</b>	<b>1,707</b>	<b>3,201</b>	<b>294,315</b>	<b>242,899</b>	<b>0</b>	<b>0</b>	<b>75,935</b>	<b>61,733</b>	<b>371,957</b>	<b>307,833</b>
7.1.01 Pakistan	0	0	0	0	550,000	550,000	0	0	0	0	550,000	550,000
7.1.12 Jordan (OEF)	0	0	12,448	12,448	37,260	37,260	0	0	0	0	49,708	49,708
7.1.26 Coalition support for Mongolia (OEF)	0	0	0	0	674	674	0	0	0	0	674	674
7.1.90 Coalition Readiness Support Program (CRSP)	0	0	0	0	19,355	11,192	0	0	0	0	19,355	11,192
7.2.1 Transportation Support	0	0	0	0	14,000	8,442	0	0	0	0	14,000	8,442
7.2.2 Logistic Support	0	0	0	0	92,351	92,350	0	0	0	0	92,351	92,350
7.6.1 Trainee Equip/Support	0	0	0	0	0	0	0	0	201,695	92,393	201,695	92,393
7.6.2 U.S. Trainer/Enabler	0	0	0	0	0	0	0	0	22,600	14,890	22,600	14,890
<b>7.0 Other Support Sub-Total</b>	<b>0</b>	<b>0</b>	<b>12,448</b>	<b>12,448</b>	<b>713,640</b>	<b>699,918</b>	<b>0</b>	<b>0</b>	<b>224,295</b>	<b>107,283</b>	<b>950,383</b>	<b>819,649</b>

**COST OF WAR**  
**Operation and Maintenance (O&M) Summary Execution by Operation, Component, Appropriation and Cost Breakdown Structure (CBS)**  
**Fiscal Year 2007 - 2017**  
**(Amounts in Thousands)**  
**As of September 30, 2017**

Component and Appropriation	Operation New Dawn (OND) / Post-OND Iraq Activities		Operation Enduring Freedom		Operation Freedom's Sentinel		Operation Noble Eagle		Operation Inherent Resolve		Summary	
	Obligations Year to Date	Disbursements Year to Date	Obligations Year to Date	Disbursements Year to Date	Obligations Year to Date	Disbursements Year to Date	Obligations Year to Date	Disbursements Year to Date	Obligations Year to Date	Disbursements Year to Date	Obligations Year to Date	Disbursements Year to Date
<b>Grand Total</b>	<b>-128,880</b>	<b>163,063</b>	<b>-41,635</b>	<b>209,387</b>	<b>34,148,207</b>	<b>24,251,125</b>	<b>62,964</b>	<b>41,212</b>	<b>6,149,877</b>	<b>4,598,896</b>	<b>40,190,533</b>	<b>29,263,683</b>
<b>Army Total</b>	<b>-57,864</b>	<b>101,887</b>	<b>-128,892</b>	<b>-352,104</b>	<b>16,594,203</b>	<b>10,616,559</b>	<b>42,401</b>	<b>20,843</b>	<b>2,726,887</b>	<b>1,763,439</b>	<b>19,176,735</b>	<b>12,150,624</b>
<b>Army Active Total</b>	<b>-57,864</b>	<b>101,887</b>	<b>-129,148</b>	<b>-351,783</b>	<b>16,512,770</b>	<b>10,566,855</b>	<b>42,401</b>	<b>20,843</b>	<b>2,726,887</b>	<b>1,763,439</b>	<b>19,095,046</b>	<b>12,101,241</b>
Operation and Maintenance, Army												
1.2.1 Civilian Premium Pay	795	830	124	307	78,821	71,701	451	425	13,795	13,795	93,986	87,058
1.2.2 Civilian Temporary Hires	0	0	-7	-83	1,058	1,134	0	0	574	574	1,625	1,625
<b>1.0 Personnel Sub-Total</b>	<b>795</b>	<b>830</b>	<b>117</b>	<b>224</b>	<b>79,879</b>	<b>72,835</b>	<b>451</b>	<b>425</b>	<b>14,369</b>	<b>14,369</b>	<b>95,611</b>	<b>88,683</b>
2.1 Temporary Duty (TDY)/Additional Duty (TAD)	488	504	3,378	-22,789	170,893	155,691	5,527	5,126	25,669	12,417	205,955	150,949
2.2 Clothing and Other Personnel Equipment & Supplies	-1,202	144	0	0	301,011	82,490	0	0	0	0	299,809	82,634
2.2.1 Organizational Clothing	0	0	0	-227	0	227	0	0	0	0	0	0
2.3 Medical Support/Health Services	0	0	-436	-36	48,124	38,573	2	0	11,084	9,586	58,774	48,123
2.5 Other Personnel Support	-1	0	-1,016	-9	17,744	7,731	0	0	83,086	83,078	99,813	90,800
2.6 Rest & Recreation	0	0	0	0	6,023	5,546	0	0	0	0	6,023	5,546
<b>2.0 Personnel Support Sub-Total</b>	<b>-715</b>	<b>648</b>	<b>1,926</b>	<b>-23,061</b>	<b>543,795</b>	<b>290,258</b>	<b>5,529</b>	<b>5,126</b>	<b>119,839</b>	<b>105,081</b>	<b>670,374</b>	<b>378,052</b>
3.1 Training	-2	0	-62	-76	356,239	163,714	297	0	74	74	356,546	163,712
3.1.0 Care-in-Store	0	0	0	0	448	0	0	0	0	0	448	0
3.2 Operations (OPTEMPO) (Fuel, Other POL, Parts)	-8	-8	-770	92	1,095,488	837,384	1,016	538	217,958	153,843	1,313,684	991,849
3.2.1 MRAP Vehicles Operation	0	0	0	0	70,835	24,173	0	0	0	0	70,835	24,173
3.3 Other Supplies & Equipment	-232	-3	4,875	-9,271	678,411	409,253	2,176	222	566,195	337,571	1,251,425	737,772
3.4 Facilities/Base Support	-309	543	-20,652	-293	1,095,673	278,445	4,305	1,590	114,989	14,976	1,194,006	295,261
3.5.1 Organization Level Maintenance	-26	-2	-793	-2,746	75,913	23,661	0	0	0	0	75,094	20,913
3.5.2 Intermediate Level Maintenance	-13,497	205	-135	31	285,059	154,744	0	0	0	0	271,427	154,980
3.5.3 Depot Level Maintenance	-2,710	544	-1,003	-173	935,047	398,689	0	0	1,143	1,131	932,477	400,191
3.5.4 Contractor Logistics Support	-14,242	1,995	-20,637	-10,909	831,523	347,689	17,121	4,457	54,957	15,287	868,722	358,519
3.5.6 MRAP Vehicles Equipment Maintenance	0	0	0	0	41,640	6,635	0	0	0	0	41,640	6,635
3.6 (C4I)	-5,769	95,956	-3,291	-344,544	2,153,584	1,665,533	1,423	123	281,063	69,265	2,427,010	1,486,333
3.7 Other Services and Miscellaneous Contracts	-12,459	1,134	-117,562	-39,455	2,707,174	1,309,931	8,983	7,765	522,475	231,459	3,108,611	1,510,834
3.9 Psychological Operations (Information Operations)	0	0	0	0	31,272	0	0	0	0	0	31,272	0
<b>3.0 Operating Support Sub-Total</b>	<b>-49,254</b>	<b>100,364</b>	<b>-160,030</b>	<b>-407,344</b>	<b>10,358,306</b>	<b>5,619,851</b>	<b>35,321</b>	<b>14,695</b>	<b>1,758,854</b>	<b>823,606</b>	<b>11,943,177</b>	<b>6,151,172</b>
4.1 Airlift	0	0	-516	1	413,028	276,408	0	0	0	0	412,512	276,409
4.2 Sealift	0	0	-517	0	69,358	64,851	0	0	0	0	68,841	64,851
4.4 Port Handling/Inland Transportation	-51	0	-5,472	11	245,859	177,790	1,100	597	2,501	423	243,937	178,821
4.5 Other Transportation	0	0	21	-12	17,150	36	0	0	0	0	17,171	24
4.6 Second Destination Transportation	0	-2	300,737	-8,065	637,651	457,450	0	0	76,000	14,876	1,014,388	464,259
4.7 MRAP Vehicles Transportation	-458	0	0	0	0	0	0	0	0	0	-458	0
<b>4.0 Transportation Sub-Total</b>	<b>-509</b>	<b>-2</b>	<b>294,253</b>	<b>-8,065</b>	<b>1,383,046</b>	<b>976,535</b>	<b>1,100</b>	<b>597</b>	<b>78,501</b>	<b>15,299</b>	<b>1,756,391</b>	<b>984,364</b>
7.4.1 Afghanistan (CERP)	0	0	-331	0	5,000	1,825	0	0	0	0	4,669	1,825
7.6.1 Trainee Equip/Support	0	0	0	0	0	0	0	0	14,653	12,612	14,653	12,612
7.6.2 U.S. Trainer/Enabler	0	0	0	0	0	0	0	0	158,678	60,469	158,678	60,469
<b>7.0 Other Support Sub-Total</b>	<b>0</b>	<b>0</b>	<b>-331</b>	<b>0</b>	<b>5,000</b>	<b>1,825</b>	<b>0</b>	<b>0</b>	<b>173,331</b>	<b>73,081</b>	<b>178,000</b>	<b>74,906</b>
Afghanistan Security Forces Fund, Army												
7.3.02 Defense Forces Sustainment	0	0	-17,372	-1,146	3,332,047	3,051,213	0	0	0	0	3,314,675	3,050,067
7.3.03 Defense Forces Infrastructure	0	0	-55,489	19,423	66,243	25,953	0	0	0	0	10,754	45,376
7.3.04 Defense Forces Equipment and Transportation	0	0	-652	-652	50,336	36,659	0	0	0	0	49,684	36,007
7.3.05 Defense Forces Training and Operations	0	0	-22,724	-21,669	27,067	13,490	0	0	0	0	4,343	-8,179
7.3.07 Interior Forces Sustainment	0	0	-16,202	-1,467	433,062	344,115	0	0	0	0	416,860	342,648
7.3.08 Interior Forces Infrastructure	0	0	-12,887	2,800	21,799	57,588	0	0	0	0	8,912	60,388
7.3.09 Interior Forces Equipment	0	0	-480	-79	182,092	173,703	0	0	0	0	181,612	173,624
7.3.10 Interior Forces Training and Operations	0	0	-132,161	-125,579	30,137	7,991	0	0	0	0	-102,024	-117,588
7.3.14 Detainee Operations Sustainment	0	0	-2,820	0	-39	380	0	0	0	0	-2,859	380
7.3.15 Detainee Operations Infrastructure	0	0	-2	0	0	0	0	0	0	0	-2	0
7.3.17 Detainee Operations Training and Operations	0	0	-31	0	0	0	0	0	0	0	-31	0
7.3.20 Other	0	0	-2,855	95,081	0	-105,541	0	0	0	0	-2,855	-10,460
<b>7.0 Other Support Sub-Total</b>	<b>0</b>	<b>0</b>	<b>-263,675</b>	<b>-33,288</b>	<b>4,142,744</b>	<b>3,605,551</b>	<b>0</b>	<b>0</b>	<b>0</b>	<b>0</b>	<b>3,879,069</b>	<b>3,572,263</b>
Iraq Security Forces Fund, Army												
7.3.02 Defense Forces Sustainment	-3,569	-71	0	0	0	0	0	0	0	0	-3,569	-71
7.3.04 Defense Forces Equipment and Transportation	-4,431	0	0	0	0	0	0	0	0	0	-4,431	0

**COST OF WAR**  
**Operation and Maintenance (O&M) Summary Execution by Operation, Component, Appropriation and Cost Breakdown Structure (CBS)**  
**Fiscal Year 2007 - 2017**  
**(Amounts in Thousands)**  
**As of September 30, 2017**

Component and Appropriation	Operation New Dawn (OND) / Post-OND Iraq Activities		Operation Enduring Freedom		Operation Freedom's Sentinel		Operation Noble Eagle		Operation Inherent Resolve		Summary	
	Obligations Year to Date	Disbursements Year to Date	Obligations Year to Date	Disbursements Year to Date	Obligations Year to Date	Disbursements Year to Date	Obligations Year to Date	Disbursements Year to Date	Obligations Year to Date	Disbursements Year to Date	Obligations Year to Date	Disbursements Year to Date
7.3.05 Defense Forces Training and Operations	-181	48	0	0	0	0	0	0	0	0	-181	48
7.3.20 Other	0	70	0	0	0	0	0	0	0	0	0	70
<b>7.0 Other Support Sub-Total</b>	<b>-8,181</b>	<b>47</b>	<b>0</b>	<b>0</b>	<b>0</b>	<b>0</b>	<b>0</b>	<b>0</b>	<b>0</b>	<b>0</b>	<b>-8,181</b>	<b>47</b>
Afghanistan Infrastructure Fund, Army												
7.5.1 Afghanistan Infrastructure Fund - Power	0	0	37	117,415	0	0	0	0	0	0	37	117,415
7.5.2 Afghanistan Infrastructure Fund - Transportation	0	0	-77	3,444	0	0	0	0	0	0	-77	3,444
7.5.3 Afghanistan Infrastructure Fund - Water	0	0	-1,368	-1,108	0	0	0	0	0	0	-1,368	-1,108
<b>7.0 Other Support Sub-Total</b>	<b>0</b>	<b>0</b>	<b>-1,408</b>	<b>119,751</b>	<b>0</b>	<b>0</b>	<b>0</b>	<b>0</b>	<b>0</b>	<b>0</b>	<b>-1,408</b>	<b>119,751</b>
Iraq Train and Equip Fund												
7.7.1 Defense Forces	0	0	0	0	0	0	0	0	581,993	732,003	581,993	732,003
<b>7.0 Other Support Sub-Total</b>	<b>0</b>	<b>0</b>	<b>0</b>	<b>0</b>	<b>0</b>	<b>0</b>	<b>0</b>	<b>0</b>	<b>581,993</b>	<b>732,003</b>	<b>581,993</b>	<b>732,003</b>
<b>Army Reserve Total</b>	<b>0</b>	<b>0</b>	<b>0</b>	<b>0</b>	<b>22,083</b>	<b>14,846</b>	<b>0</b>	<b>0</b>	<b>0</b>	<b>0</b>	<b>22,083</b>	<b>14,846</b>
Operation and Maintenance, Army Reserve												
2.1 Temporary Duty (TDY)/Additional Duty (TAD)	0	0	0	0	10,283	8,509	0	0	0	0	10,283	8,509
2.3 Medical Support/Health Services	0	0	0	0	6	3	0	0	0	0	6	3
2.5 Other Personnel Support	0	0	0	0	6,248	3,365	0	0	0	0	6,248	3,365
<b>2.0 Personnel Support Sub-Total</b>	<b>0</b>	<b>0</b>	<b>0</b>	<b>0</b>	<b>16,537</b>	<b>11,877</b>	<b>0</b>	<b>0</b>	<b>0</b>	<b>0</b>	<b>16,537</b>	<b>11,877</b>
3.2 Operations (OPTEMPO) (Fuel, Other POL, Parts)	0	0	0	0	253	168	0	0	0	0	253	168
3.3 Other Supplies & Equipment	0	0	0	0	1,071	457	0	0	0	0	1,071	457
3.4 Facilities/Base Support	0	0	0	0	27	26	0	0	0	0	27	26
3.6 (C4I)	0	0	0	0	951	514	0	0	0	0	951	514
3.7 Other Services and Miscellaneous Contracts	0	0	0	0	1,845	1,386	0	0	0	0	1,845	1,386
<b>3.0 Operating Support Sub-Total</b>	<b>0</b>	<b>0</b>	<b>0</b>	<b>0</b>	<b>4,147</b>	<b>2,551</b>	<b>0</b>	<b>0</b>	<b>0</b>	<b>0</b>	<b>4,147</b>	<b>2,551</b>
4.4 Port Handling/Inland Transportation	0	0	0	0	1,399	418	0	0	0	0	1,399	418
<b>4.0 Transportation Sub-Total</b>	<b>0</b>	<b>0</b>	<b>0</b>	<b>0</b>	<b>1,399</b>	<b>418</b>	<b>0</b>	<b>0</b>	<b>0</b>	<b>0</b>	<b>1,399</b>	<b>418</b>
<b>Army National Guard Total</b>	<b>0</b>	<b>0</b>	<b>256</b>	<b>-321</b>	<b>59,350</b>	<b>34,858</b>	<b>0</b>	<b>0</b>	<b>0</b>	<b>0</b>	<b>59,606</b>	<b>34,537</b>
Operation and Maintenance, Army Natl Guard												
1.2.1 Civilian Premium Pay	0	0	0	0	191	165	0	0	0	0	191	165
<b>1.0 Personnel Sub-Total</b>	<b>0</b>	<b>0</b>	<b>0</b>	<b>0</b>	<b>191</b>	<b>165</b>	<b>0</b>	<b>0</b>	<b>0</b>	<b>0</b>	<b>191</b>	<b>165</b>
2.1 Temporary Duty (TDY)/Additional Duty (TAD)	0	0	0	0	146	117	0	0	0	0	146	117
2.2 Clothing and Other Personnel Equipment & Supplies	0	0	0	0	241	4	0	0	0	0	241	4
2.3 Medical Support/Health Services	0	0	0	0	680	558	0	0	0	0	680	558
2.4 Reserve Component Activation/Deactivation	0	0	0	0	7,307	5,112	0	0	0	0	7,307	5,112
2.5 Other Personnel Support	0	0	0	0	524	462	0	0	0	0	524	462
<b>2.0 Personnel Support Sub-Total</b>	<b>0</b>	<b>0</b>	<b>0</b>	<b>0</b>	<b>8,898</b>	<b>6,253</b>	<b>0</b>	<b>0</b>	<b>0</b>	<b>0</b>	<b>8,898</b>	<b>6,253</b>
3.1 Training	0	0	0	0	27	27	0	0	0	0	27	27
3.2 Operations (OPTEMPO) (Fuel, Other POL, Parts)	0	0	-7	0	23,312	13,610	0	0	0	0	23,305	13,610
3.3 Other Supplies & Equipment	0	0	0	0	7,708	3,828	0	0	0	0	7,708	3,828
3.4 Facilities/Base Support	0	0	0	0	1,876	970	0	0	0	0	1,876	970
3.5.4 Contractor Logistics Support	0	0	0	0	592	297	0	0	0	0	592	297
3.6 (C4I)	0	0	0	-2	8,753	4,770	0	0	0	0	8,753	4,768
3.7 Other Services and Miscellaneous Contracts	0	0	263	-319	5,773	3,666	0	0	0	0	6,036	3,347
<b>3.0 Operating Support Sub-Total</b>	<b>0</b>	<b>0</b>	<b>256</b>	<b>-321</b>	<b>48,041</b>	<b>27,168</b>	<b>0</b>	<b>0</b>	<b>0</b>	<b>0</b>	<b>48,297</b>	<b>26,847</b>
4.1 Airlift	0	0	0	0	308	105	0	0	0	0	308	105
4.4 Port Handling/Inland Transportation	0	0	0	0	1,897	1,167	0	0	0	0	1,897	1,167
4.5 Other Transportation	0	0	0	0	10	0	0	0	0	0	10	0
4.6 Second Destination Transportation	0	0	0	0	5	0	0	0	0	0	5	0
<b>4.0 Transportation Sub-Total</b>	<b>0</b>	<b>0</b>	<b>0</b>	<b>0</b>	<b>2,220</b>	<b>1,272</b>	<b>0</b>	<b>0</b>	<b>0</b>	<b>0</b>	<b>2,220</b>	<b>1,272</b>
<b>Navy/Marine Corps Total</b>	<b>-8,751</b>	<b>27,939</b>	<b>531,945</b>	<b>519,615</b>	<b>6,122,622</b>	<b>4,444,106</b>	<b>0</b>	<b>0</b>	<b>671,974</b>	<b>414,675</b>	<b>7,317,790</b>	<b>5,406,335</b>
<b>Navy Total</b>	<b>0</b>	<b>0</b>	<b>0</b>	<b>0</b>	<b>4,946,777</b>	<b>3,554,679</b>	<b>0</b>	<b>0</b>	<b>560,709</b>	<b>357,140</b>	<b>5,507,486</b>	<b>3,911,819</b>
<b>Navy Active Total</b>	<b>0</b>	<b>0</b>	<b>0</b>	<b>0</b>	<b>4,916,936</b>	<b>3,535,813</b>	<b>0</b>	<b>0</b>	<b>560,709</b>	<b>357,140</b>	<b>5,477,645</b>	<b>3,892,953</b>
Operation and Maintenance, Navy												

**COST OF WAR**  
**Operation and Maintenance (O&M) Summary Execution by Operation, Component, Appropriation and Cost Breakdown Structure (CBS)**  
**Fiscal Year 2007 - 2017**  
**(Amounts in Thousands)**  
**As of September 30, 2017**

Component and Appropriation	Operation New Dawn (OND) / Post-OND Iraq Activities		Operation Enduring Freedom		Operation Freedom's Sentinel		Operation Noble Eagle		Operation Inherent Resolve		Summary	
	Obligations Year to Date	Disbursements Year to Date	Obligations Year to Date	Disbursements Year to Date	Obligations Year to Date	Disbursements Year to Date	Obligations Year to Date	Disbursements Year to Date	Obligations Year to Date	Disbursements Year to Date	Obligations Year to Date	Disbursements Year to Date
1.2.1 Civilian Premium Pay	0	0	0	0	104,143	103,412	0	0	282	204	104,425	103,616
1.2.2 Civilian Temporary Hires	0	0	0	0	328	328	0	0	0	0	328	328
<b>1.0 Personnel Sub-Total</b>	<b>0</b>	<b>0</b>	<b>0</b>	<b>0</b>	<b>104,471</b>	<b>103,740</b>	<b>0</b>	<b>0</b>	<b>282</b>	<b>204</b>	<b>104,753</b>	<b>103,944</b>
2.1 Temporary Duty (TDY)/Additional Duty (TAD)	0	0	0	0	95,149	81,621	0	0	1,903	1,874	97,052	83,495
2.2 Clothing and Other Personnel Equipment & Supplies	0	0	0	0	13,400	3,851	0	0	49	47	13,449	3,898
2.3 Medical Support/Health Services	0	0	0	0	3,510	2,033	0	0	0	0	3,510	2,033
2.5 Other Personnel Support	0	0	0	0	11,696	4,465	0	0	0	0	11,696	4,465
2.7 Body Armor	0	0	0	0	2,425	626	0	0	0	0	2,425	626
<b>2.0 Personnel Support Sub-Total</b>	<b>0</b>	<b>0</b>	<b>0</b>	<b>0</b>	<b>126,180</b>	<b>92,596</b>	<b>0</b>	<b>0</b>	<b>1,952</b>	<b>1,921</b>	<b>128,132</b>	<b>94,517</b>
3.1 Training	0	0	0	0	91,909	41,794	0	0	0	0	91,909	41,794
3.2 Operations (OPTEMPO) (Fuel, Other POL, Parts)	0	0	0	0	981,994	843,008	0	0	259,663	259,663	1,241,657	1,102,671
3.3 Other Supplies & Equipment	0	0	0	0	218,380	168,713	0	0	2,913	355	221,293	169,068
3.4 Facilities/Base Support	0	0	0	0	215,548	104,406	0	0	0	0	215,548	104,406
3.5.1 Organization Level Maintenance	0	0	0	0	112,031	99,200	0	0	9,683	6,651	121,714	105,851
3.5.2 Intermediate Level Maintenance	0	0	0	0	59,405	33,504	0	0	2,000	2,000	61,405	35,504
3.5.3 Depot Level Maintenance	0	0	0	0	2,278,952	1,647,133	0	0	72,016	41,729	2,350,968	1,688,862
3.5.4 Contractor Logistics Support	0	0	0	0	25,200	13,892	0	0	2,000	2,000	27,200	15,892
3.6 (C4I)	0	0	0	0	87,628	40,466	0	0	0	0	87,628	40,466
3.7 Other Services and Miscellaneous Contracts	0	0	0	0	308,708	112,842	0	0	207,006	39,423	515,714	152,265
3.8 IED Operation	0	0	0	0	22	0	0	0	0	0	22	0
<b>3.0 Operating Support Sub-Total</b>	<b>0</b>	<b>0</b>	<b>0</b>	<b>0</b>	<b>4,379,777</b>	<b>3,104,958</b>	<b>0</b>	<b>0</b>	<b>555,281</b>	<b>351,821</b>	<b>4,935,058</b>	<b>3,456,779</b>
4.1 Airlift	0	0	0	0	172,587	114,716	0	0	3,194	3,194	175,781	117,910
4.2 Sealift	0	0	0	0	117,604	113,386	0	0	0	0	117,604	113,386
4.4 Port Handling/Inland Transportation	0	0	0	0	5,841	3,755	0	0	0	0	5,841	3,755
4.5 Other Transportation	0	0	0	0	6,739	1,423	0	0	0	0	6,739	1,423
4.6 Second Destination Transportation	0	0	0	0	3,687	1,237	0	0	0	0	3,687	1,237
4.7 MRAP Vehicles Transportation	0	0	0	0	50	2	0	0	0	0	50	2
<b>4.0 Transportation Sub-Total</b>	<b>0</b>	<b>0</b>	<b>0</b>	<b>0</b>	<b>306,508</b>	<b>234,519</b>	<b>0</b>	<b>0</b>	<b>3,194</b>	<b>3,194</b>	<b>309,702</b>	<b>237,713</b>
<b>Navy Reserve Total</b>	<b>0</b>	<b>0</b>	<b>0</b>	<b>0</b>	<b>29,841</b>	<b>18,866</b>	<b>0</b>	<b>0</b>	<b>0</b>	<b>0</b>	<b>29,841</b>	<b>18,866</b>
Operation and Maintenance, Navy Reserve												
2.2 Clothing and Other Personnel Equipment & Supplies	0	0	0	0	689	270	0	0	0	0	689	270
2.3 Medical Support/Health Services	0	0	0	0	94	93	0	0	0	0	94	93
2.4 Reserve Component Activation/Deactivation	0	0	0	0	1,942	1,152	0	0	0	0	1,942	1,152
2.7 Body Armor	0	0	0	0	869	289	0	0	0	0	869	289
<b>2.0 Personnel Support Sub-Total</b>	<b>0</b>	<b>0</b>	<b>0</b>	<b>0</b>	<b>3,594</b>	<b>1,804</b>	<b>0</b>	<b>0</b>	<b>0</b>	<b>0</b>	<b>3,594</b>	<b>1,804</b>
3.1 Training	0	0	0	0	1,111	585	0	0	0	0	1,111	585
3.3 Other Supplies & Equipment	0	0	0	0	1,604	86	0	0	0	0	1,604	86
3.5.1 Organization Level Maintenance	0	0	0	0	304	0	0	0	0	0	304	0
3.5.3 Depot Level Maintenance	0	0	0	0	21,912	16,347	0	0	0	0	21,912	16,347
3.7 Other Services and Miscellaneous Contracts	0	0	0	0	1,276	32	0	0	0	0	1,276	32
<b>3.0 Operating Support Sub-Total</b>	<b>0</b>	<b>0</b>	<b>0</b>	<b>0</b>	<b>26,207</b>	<b>17,050</b>	<b>0</b>	<b>0</b>	<b>0</b>	<b>0</b>	<b>26,207</b>	<b>17,050</b>
4.6 Second Destination Transportation	0	0	0	0	40	12	0	0	0	0	40	12
<b>4.0 Transportation Sub-Total</b>	<b>0</b>	<b>0</b>	<b>0</b>	<b>0</b>	<b>40</b>	<b>12</b>	<b>0</b>	<b>0</b>	<b>0</b>	<b>0</b>	<b>40</b>	<b>12</b>
<b>Marine Corps Total</b>	<b>-8,751</b>	<b>27,939</b>	<b>531,945</b>	<b>519,615</b>	<b>1,175,845</b>	<b>889,427</b>	<b>0</b>	<b>0</b>	<b>111,265</b>	<b>57,535</b>	<b>1,810,304</b>	<b>1,494,516</b>
<b>Marine Corps Active Total</b>	<b>-8,751</b>	<b>27,939</b>	<b>531,907</b>	<b>518,018</b>	<b>1,173,602</b>	<b>884,985</b>	<b>0</b>	<b>0</b>	<b>111,265</b>	<b>57,535</b>	<b>1,808,023</b>	<b>1,488,477</b>
Operation and Maintenance, Marine Corps												
1.2.1 Civilian Premium Pay	0	0	614	617	27,245	22,450	0	0	0	0	27,859	23,067
1.2.2 Civilian Temporary Hires	0	0	2,497	2,473	-2,389	-2,884	0	0	0	0	108	-411
1.2.3 MRAP Vehicles	0	0	0	1	0	-1	0	0	0	0	0	0
<b>1.0 Personnel Sub-Total</b>	<b>0</b>	<b>0</b>	<b>3,111</b>	<b>3,091</b>	<b>24,856</b>	<b>19,565</b>	<b>0</b>	<b>0</b>	<b>0</b>	<b>0</b>	<b>27,967</b>	<b>22,656</b>
2.1 Temporary Duty (TDY)/Additional Duty (TAD)	8	9	27,816	27,767	47,863	46,897	0	0	2,772	2,371	78,459	77,044
2.2 Clothing and Other Personnel Equipment & Supplies	0	0	52,804	51,454	-39,087	-39,614	0	0	0	0	13,717	11,840
2.2.1 Organizational Clothing	0	0	258	256	-259	-256	0	0	0	0	-1	0
2.3 Medical Support/Health Services	0	0	1,936	1,887	3,461	2,103	0	0	0	0	5,397	3,990
2.4 Reserve Component Activation/Deactivation	0	0	4,686	5,120	-5,427	-5,077	0	0	10	32	-731	75
2.5 Other Personnel Support	0	0	6,167	5,497	20,650	18,333	0	0	0	0	26,817	23,830

**COST OF WAR**  
**Operation and Maintenance (O&M) Summary Execution by Operation, Component, Appropriation and Cost Breakdown Structure (CBS)**  
**Fiscal Year 2007 - 2017**  
**(Amounts in Thousands)**  
**As of September 30, 2017**

Component and Appropriation	Operation New Dawn (OND) / Post-OND Iraq Activities		Operation Enduring Freedom		Operation Freedom's Sentinel		Operation Noble Eagle		Operation Inherent Resolve		Summary	
	Obligations Year to Date	Disbursements Year to Date	Obligations Year to Date	Disbursements Year to Date	Obligations Year to Date	Disbursements Year to Date	Obligations Year to Date	Disbursements Year to Date	Obligations Year to Date	Disbursements Year to Date	Obligations Year to Date	Disbursements Year to Date
<b>2.0 Personnel Support Sub-Total</b>	<b>8</b>	<b>9</b>	<b>93,667</b>	<b>91,981</b>	<b>27,201</b>	<b>22,386</b>	<b>0</b>	<b>0</b>	<b>2,782</b>	<b>2,403</b>	<b>123,658</b>	<b>116,779</b>
3.1 Training	0	0	1,835	-3,818	49,096	54,432	0	0	0	17	50,931	50,631
3.2 Operations (OPTEMPO) (Fuel, Other POL, Parts)	0	0	36,629	38,247	86,596	57,063	0	0	933	844	124,158	96,154
3.2.1 MRAP Vehicles Operation	0	0	143	58	3,302	581	0	0	0	0	3,445	639
3.3 Other Supplies & Equipment	0	0	50,177	43,778	461,674	332,309	0	0	1,852	1,062	513,703	377,149
3.4 Facilities/Base Support	0	0	20,547	22,071	171,013	37,295	0	0	0	0	191,560	59,366
3.4.1 MRAP Vehicles Facilities and Base Support	0	0	0	758	0	5,306	0	0	0	0	0	6,064
3.5.1 Organization Level Maintenance	0	0	26,618	25,517	-2,103	5,187	0	0	0	0	24,515	30,704
3.5.2 Intermediate Level Maintenance	0	0	77	0	-186,427	-85,533	0	0	17,314	19,059	-169,036	-66,474
3.5.3 Depot Level Maintenance	-8,300	27,920	15,615	30,201	250,088	285,710	0	0	81,975	28,422	339,378	372,253
3.5.4 Contractor Logistics Support	0	0	22,950	23,214	35,797	19,693	0	0	0	0	58,747	42,907
3.5.6 MRAP Vehicles Equipment Maintenance	0	0	9,603	10,231	-9,425	-2,594	0	0	0	0	178	7,637
3.6 (C4I)	0	0	18,990	16,113	9,401	-6,750	0	0	4,882	1,681	33,273	11,044
3.7 Other Services and Miscellaneous Contracts	-459	10	226,984	210,829	158,004	78,567	0	0	1,536	4,056	386,065	293,462
<b>3.0 Operating Support Sub-Total</b>	<b>-8,759</b>	<b>27,930</b>	<b>430,168</b>	<b>417,199</b>	<b>1,027,016</b>	<b>781,266</b>	<b>0</b>	<b>0</b>	<b>108,492</b>	<b>55,141</b>	<b>1,556,917</b>	<b>1,281,536</b>
4.1 Airlift	0	0	849	849	-454	-636	0	0	-9	-9	386	204
4.2 Sealift	0	0	431	1,536	773	-1,490	0	0	0	0	1,204	46
4.4 Port Handling/Inland Transportation	0	0	179	127	36	49	0	0	0	0	215	176
4.5 Other Transportation	0	0	5,100	6,070	87,881	67,378	0	0	0	0	92,981	73,448
4.6 Second Destination Transportation	0	0	-1,595	-2,835	4,787	-5,035	0	0	0	0	3,192	-7,870
4.7 MRAP Vehicles Transportation	0	0	-3	0	0	0	0	0	0	0	-3	0
4.8 Retrograde of Personnel and Equipment	0	0	0	0	1,506	1,502	0	0	0	0	1,506	1,502
<b>4.0 Transportation Sub-Total</b>	<b>0</b>	<b>0</b>	<b>4,961</b>	<b>5,747</b>	<b>94,529</b>	<b>61,768</b>	<b>0</b>	<b>0</b>	<b>-9</b>	<b>-9</b>	<b>99,481</b>	<b>67,506</b>
<b>Marine Corps Reserve Total</b>	<b>0</b>	<b>0</b>	<b>38</b>	<b>1,597</b>	<b>2,243</b>	<b>4,442</b>	<b>0</b>	<b>0</b>	<b>0</b>	<b>0</b>	<b>2,281</b>	<b>6,039</b>
Operation and Maintenance, USMC Reserve												
2.1 Temporary Duty (TDY)/Additional Duty (TAD)	0	0	214	1,098	2,439	4,240	0	0	0	0	2,653	5,338
2.2 Clothing and Other Personnel Equipment & Supplies	0	0	0	-43	39	83	0	0	0	0	39	40
2.4 Reserve Component Activation/Deactivation	0	0	0	175	0	177	0	0	0	0	175	177
<b>2.0 Personnel Support Sub-Total</b>	<b>0</b>	<b>0</b>	<b>214</b>	<b>1,055</b>	<b>2,653</b>	<b>4,500</b>	<b>0</b>	<b>0</b>	<b>0</b>	<b>0</b>	<b>2,867</b>	<b>5,555</b>
3.1 Training	0	0	-10	0	0	0	0	0	0	0	-10	0
3.2 Operations (OPTEMPO) (Fuel, Other POL, Parts)	0	0	2	3	-768	-763	0	0	0	0	-766	-760
3.6 (C4I)	0	0	-21	0	388	733	0	0	0	0	367	733
3.7 Other Services and Miscellaneous Contracts	0	0	-147	539	-30	-28	0	0	0	0	-177	511
<b>3.0 Operating Support Sub-Total</b>	<b>0</b>	<b>0</b>	<b>-176</b>	<b>542</b>	<b>-410</b>	<b>-58</b>	<b>0</b>	<b>0</b>	<b>0</b>	<b>0</b>	<b>-586</b>	<b>484</b>
<b>Air Force Total</b>	<b>-582</b>	<b>30,636</b>	<b>-146,429</b>	<b>116,734</b>	<b>7,114,522</b>	<b>6,235,778</b>	<b>20,563</b>	<b>20,369</b>	<b>2,093,207</b>	<b>2,019,378</b>	<b>9,081,281</b>	<b>8,422,895</b>
<b>Air Force Active Total</b>	<b>-582</b>	<b>30,636</b>	<b>-129,006</b>	<b>120,931</b>	<b>7,117,688</b>	<b>6,240,401</b>	<b>20,618</b>	<b>20,393</b>	<b>2,093,207</b>	<b>2,019,378</b>	<b>9,101,925</b>	<b>8,431,739</b>
Operation and Maintenance, Air Force												
1.1.6 Reserve Components Predeployment Training	0	0	0	0	0	0	-120	-120	0	0	-120	-120
1.2.2 Civilian Temporary Hires	3	10	-5	18	48,377	47,996	1,976	1,831	4,081	3,987	54,432	53,842
<b>1.0 Personnel Sub-Total</b>	<b>3</b>	<b>10</b>	<b>-5</b>	<b>18</b>	<b>48,377</b>	<b>47,996</b>	<b>1,856</b>	<b>1,711</b>	<b>4,081</b>	<b>3,987</b>	<b>54,312</b>	<b>53,722</b>
2.1 Temporary Duty (TDY)/Additional Duty (TAD)	17	118	-4,094	1,633	189,630	190,132	1,516	1,472	23,274	20,115	210,343	213,470
2.2 Clothing and Other Personnel Equipment & Supplies	0	0	-191	-123	4,429	3,480	0	0	0	0	4,238	3,357
2.3 Medical Support/Health Services	0	48	-2,740	54	28,247	32,483	176	105	2,722	2,209	28,405	34,899
2.5 Other Personnel Support	0	14,707	-456	632	111,113	80,137	0	0	38,065	21,224	148,722	116,700
2.7 Body Armor	0	0	1,117	1,112	19,887	6,896	0	0	0	0	21,004	8,008
<b>2.0 Personnel Support Sub-Total</b>	<b>17</b>	<b>14,873</b>	<b>-6,364</b>	<b>3,308</b>	<b>353,306</b>	<b>313,128</b>	<b>1,692</b>	<b>1,577</b>	<b>64,061</b>	<b>43,548</b>	<b>412,712</b>	<b>376,434</b>
3.1 Training	0	0	-403	-282	35,674	32,282	0	0	4,474	3,921	39,745	35,921
3.2 Operations (OPTEMPO) (Fuel, Other POL, Parts)	-8,336	-8,041	-63,568	-63,270	431,263	431,476	17,070	17,070	1,447,243	1,446,441	1,823,672	1,823,676
3.3 Other Supplies & Equipment	8,221	8,626	40,283	63,845	680,365	561,959	16	9	88,954	82,441	817,839	716,880
3.4 Facilities/Base Support	0	0	-9,243	13,178	173,591	174,322	53	26	88,510	36,831	252,911	224,357
3.5.3 Depot Level Maintenance	-1,213	180	44,677	145,656	2,140,968	1,663,924	0	0	7,400	0	2,191,832	1,809,760
3.5.4 Contractor Logistics Support	0	0	-93	-93	0	0	0	0	0	0	-93	-93
3.6 (C4I)	19	1,846	518,497	551,678	1,334,265	1,085,355	0	0	46,497	21,848	1,899,278	1,660,727
3.7 Other Services and Miscellaneous Contracts	2,582	12,667	-635,516	-595,693	913,708	908,933	-69	0	174,284	213,482	454,989	539,389
<b>3.0 Operating Support Sub-Total</b>	<b>1,273</b>	<b>15,278</b>	<b>-105,366</b>	<b>115,019</b>	<b>5,709,834</b>	<b>4,858,251</b>	<b>17,070</b>	<b>17,105</b>	<b>1,857,362</b>	<b>1,804,964</b>	<b>7,480,173</b>	<b>6,810,617</b>
4.1 Airlift	0	650	-15,165	1,531	869,568	883,377	0	0	159,058	153,265	1,013,461	1,038,823

**COST OF WAR**  
**Operation and Maintenance (O&M) Summary Execution by Operation, Component, Appropriation and Cost Breakdown Structure (CBS)**  
**Fiscal Year 2007 - 2017**  
**(Amounts in Thousands)**  
**As of September 30, 2017**

Component and Appropriation	Operation New Dawn (OND) / Post-OND Iraq Activities		Operation Enduring Freedom		Operation Freedom's Sentinel		Operation Noble Eagle		Operation Inherent Resolve		Summary	
	Obligations Year to Date	Disbursements Year to Date	Obligations Year to Date	Disbursements Year to Date	Obligations Year to Date	Disbursements Year to Date	Obligations Year to Date	Disbursements Year to Date	Obligations Year to Date	Disbursements Year to Date	Obligations Year to Date	Disbursements Year to Date
4.2 Sealift	0	0	-8	0	-39	69	0	0	0	0	-47	69
4.5 Other Transportation	-1,875	-175	-2,079	1,055	133,753	134,537	0	0	8,319	6,898	138,118	142,315
4.8 Retrograde of Personnel and Equipment	0	0	-19	0	2,889	3,043	0	0	48	728	2,918	3,771
<b>4.0 Transportation Sub-Total</b>	<b>-1,875</b>	<b>475</b>	<b>-17,271</b>	<b>2,586</b>	<b>1,006,171</b>	<b>1,021,026</b>	<b>0</b>	<b>0</b>	<b>167,425</b>	<b>160,891</b>	<b>1,154,450</b>	<b>1,184,978</b>
7.6.1 Trainee Equip/Support	0	0	0	0	0	0	0	0	0	781	0	781
7.6.2 U.S. Trainer/Enabler	0	0	0	0	0	0	0	0	278	5,207	278	5,207
<b>7.0 Other Support Sub-Total</b>	<b>0</b>	<b>0</b>	<b>0</b>	<b>0</b>	<b>0</b>	<b>0</b>	<b>0</b>	<b>0</b>	<b>278</b>	<b>5,988</b>	<b>278</b>	<b>5,988</b>
<b>Air Force Reserve Total</b>	<b>0</b>	<b>0</b>	<b>0</b>	<b>0</b>	<b>-17,737</b>	<b>-10,905</b>	<b>0</b>	<b>0</b>	<b>0</b>	<b>0</b>	<b>-17,737</b>	<b>-10,905</b>
Operation and Maintenance, Air Force Reserve												
1.2.2 Civilian Temporary Hires	0	0	0	0	-4	-4	0	0	0	0	-4	-4
<b>1.0 Personnel Sub-Total</b>	<b>0</b>	<b>0</b>	<b>0</b>	<b>0</b>	<b>-4</b>	<b>-4</b>	<b>0</b>	<b>0</b>	<b>0</b>	<b>0</b>	<b>-4</b>	<b>-4</b>
2.1 Temporary Duty (TDY)/Additional Duty (TAD)	0	0	0	0	-657	-1,632	0	0	0	0	-657	-1,632
<b>2.0 Personnel Support Sub-Total</b>	<b>0</b>	<b>0</b>	<b>0</b>	<b>0</b>	<b>-657</b>	<b>-1,632</b>	<b>0</b>	<b>0</b>	<b>0</b>	<b>0</b>	<b>-657</b>	<b>-1,632</b>
3.3 Other Supplies & Equipment	0	0	0	0	225	277	0	0	0	0	225	277
3.4 Facilities/Base Support	0	0	0	0	145	-1,313	0	0	0	0	145	-1,313
3.5.3 Depot Level Maintenance	0	0	0	0	15,852	10,070	0	0	0	0	15,852	10,070
3.5.4 Contractor Logistics Support	0	0	0	0	-33,298	-18,303	0	0	0	0	-33,298	-18,303
<b>3.0 Operating Support Sub-Total</b>	<b>0</b>	<b>0</b>	<b>0</b>	<b>0</b>	<b>-17,076</b>	<b>-9,269</b>	<b>0</b>	<b>0</b>	<b>0</b>	<b>0</b>	<b>-17,076</b>	<b>-9,269</b>
<b>Air Force National Guard Total</b>	<b>0</b>	<b>0</b>	<b>-17,423</b>	<b>-4,197</b>	<b>14,571</b>	<b>6,282</b>	<b>-55</b>	<b>-24</b>	<b>0</b>	<b>0</b>	<b>-2,907</b>	<b>2,061</b>
Operation and Maintenance, Air Natl Guard												
2.1 Temporary Duty (TDY)/Additional Duty (TAD)	0	0	-1,129	-518	564	521	-37	-24	0	0	-602	-21
<b>2.0 Personnel Support Sub-Total</b>	<b>0</b>	<b>0</b>	<b>-1,129</b>	<b>-518</b>	<b>564</b>	<b>521</b>	<b>-37</b>	<b>-24</b>	<b>0</b>	<b>0</b>	<b>-602</b>	<b>-21</b>
3.1 Training	0	0	0	0	6	6	0	0	0	0	6	6
3.3 Other Supplies & Equipment	0	0	-1,420	-926	151	364	0	0	0	0	-1,269	-562
3.4 Facilities/Base Support	0	0	-4,987	-847	1,703	1,015	-10	0	0	0	-3,294	168
3.6 (C4I)	0	0	-7	-3	593	442	0	0	0	0	586	439
3.7 Other Services and Miscellaneous Contracts	0	0	-9,904	-1,893	11,554	3,934	-8	0	0	0	1,642	2,041
<b>3.0 Operating Support Sub-Total</b>	<b>0</b>	<b>0</b>	<b>-16,318</b>	<b>-3,669</b>	<b>14,007</b>	<b>5,761</b>	<b>-18</b>	<b>0</b>	<b>0</b>	<b>0</b>	<b>-2,329</b>	<b>2,092</b>
4.1 Airlift	0	0	53	0	0	0	0	0	0	0	53	0
4.5 Other Transportation	0	0	-29	-10	0	0	0	0	0	0	-29	-10
<b>4.0 Transportation Sub-Total</b>	<b>0</b>	<b>0</b>	<b>24</b>	<b>-10</b>	<b>0</b>	<b>0</b>	<b>0</b>	<b>0</b>	<b>0</b>	<b>0</b>	<b>24</b>	<b>-10</b>
<b>Defense Health Program Total</b>	<b>-661</b>	<b>-232</b>	<b>-208,731</b>	<b>-152,818</b>	<b>281,384</b>	<b>221,551</b>	<b>0</b>	<b>0</b>	<b>0</b>	<b>0</b>	<b>71,992</b>	<b>68,501</b>
Defense Health Program, Defense												
2.3 Medical Support/Health Services	-661	-232	-208,731	-152,818	281,384	221,551	0	0	0	0	71,992	68,501
<b>2.0 Personnel Support Sub-Total</b>	<b>-661</b>	<b>-232</b>	<b>-208,731</b>	<b>-152,818</b>	<b>281,384</b>	<b>221,551</b>	<b>0</b>	<b>0</b>	<b>0</b>	<b>0</b>	<b>71,992</b>	<b>68,501</b>
<b>DODIG Total</b>	<b>0</b>	<b>0</b>	<b>11</b>	<b>-1</b>	<b>6,300</b>	<b>3,462</b>	<b>0</b>	<b>0</b>	<b>7,700</b>	<b>3,672</b>	<b>14,011</b>	<b>7,133</b>
Office of the Inspector General, Defense												
1.2.1 Civilian Premium Pay	0	0	0	0	2,943	926	0	0	4,602	1,351	7,545	2,277
1.2.2 Civilian Temporary Hires	0	0	0	0	1,293	833	0	0	2,040	1,250	3,333	2,083
<b>1.0 Personnel Sub-Total</b>	<b>0</b>	<b>0</b>	<b>0</b>	<b>0</b>	<b>4,236</b>	<b>1,759</b>	<b>0</b>	<b>0</b>	<b>6,642</b>	<b>2,601</b>	<b>10,878</b>	<b>4,360</b>
2.1 Temporary Duty (TDY)/Additional Duty (TAD)	0	0	1	-1	1,955	1,585	0	0	772	699	2,728	2,283
2.2 Clothing and Other Personnel Equipment & Supplies	0	0	0	0	4	0	0	0	11	6	15	6
<b>2.0 Personnel Support Sub-Total</b>	<b>0</b>	<b>0</b>	<b>1</b>	<b>-1</b>	<b>1,959</b>	<b>1,585</b>	<b>0</b>	<b>0</b>	<b>783</b>	<b>705</b>	<b>2,743</b>	<b>2,289</b>
3.1.0 Care-in-Store	0	0	0	0	0	0	0	0	2	0	2	0
3.3 Other Supplies & Equipment	0	0	5	0	3	0	0	0	16	17	24	17
3.6 (C4I)	0	0	5	0	0	0	0	0	60	56	65	56
3.7 Other Services and Miscellaneous Contracts	0	0	0	0	102	118	0	0	197	293	299	411
<b>3.0 Operating Support Sub-Total</b>	<b>0</b>	<b>0</b>	<b>10</b>	<b>0</b>	<b>105</b>	<b>118</b>	<b>0</b>	<b>0</b>	<b>275</b>	<b>366</b>	<b>390</b>	<b>484</b>
<b>Defense Agency Total</b>	<b>-61,022</b>	<b>2,833</b>	<b>-89,539</b>	<b>77,961</b>	<b>4,029,176</b>	<b>2,729,669</b>	<b>0</b>	<b>0</b>	<b>650,109</b>	<b>397,732</b>	<b>4,528,724</b>	<b>3,208,195</b>
Operation and Maintenance, Defense-Wide												

**COST OF WAR**  
**Operation and Maintenance (O&M) Summary Execution by Operation, Component, Appropriation and Cost Breakdown Structure (CBS)**  
**Fiscal Year 2007 - 2017**  
**(Amounts in Thousands)**  
**As of September 30, 2017**

Component and Appropriation	Operation New Dawn (OND) / Post-OND Iraq Activities		Operation Enduring Freedom		Operation Freedom's Sentinel		Operation Noble Eagle		Operation Inherent Resolve		Summary	
	Obligations Year to Date	Disbursements Year to Date	Obligations Year to Date	Disbursements Year to Date	Obligations Year to Date	Disbursements Year to Date	Obligations Year to Date	Disbursements Year to Date	Obligations Year to Date	Disbursements Year to Date	Obligations Year to Date	Disbursements Year to Date
1.2.1 Civilian Premium Pay	-4,451	0	-21,453	26	89,540	85,296	0	0	119	119	63,755	85,441
1.2.2 Civilian Temporary Hires	142	0	0	0	12,885	12,213	0	0	1,901	1,789	14,928	14,002
<b>1.0 Personnel Sub-Total</b>	<b>-4,309</b>	<b>0</b>	<b>-21,453</b>	<b>26</b>	<b>102,425</b>	<b>97,509</b>	<b>0</b>	<b>0</b>	<b>2,020</b>	<b>1,908</b>	<b>78,683</b>	<b>99,443</b>
2.1 Temporary Duty (TDY)/Additional Duty (TAD)	-452	6	988	1,471	151,197	136,363	0	0	5,137	4,749	156,870	142,589
2.2 Clothing and Other Personnel Equipment & Supplies	0	0	0	50	2,858	2,018	0	0	0	0	2,858	2,068
2.3 Medical Support/Health Services	0	0	-91	38	10,129	5,349	0	0	30	30	10,068	5,417
2.5 Other Personnel Support	-673	2,741	-1,195	8,263	66,506	84,343	0	0	0	0	64,638	95,347
2.7 Body Armor	0	0	-16	0	0	0	0	0	0	0	-16	0
<b>2.0 Personnel Support Sub-Total</b>	<b>-1,125</b>	<b>2,747</b>	<b>-314</b>	<b>9,822</b>	<b>230,690</b>	<b>228,073</b>	<b>0</b>	<b>0</b>	<b>5,167</b>	<b>4,779</b>	<b>234,418</b>	<b>245,421</b>
3.1 Training	0	0	-945	613	33,599	21,432	0	0	2,320	1,567	34,974	23,612
3.2 Operations (OPTEMPO) (Fuel, Other POL, Parts)	0	0	-5,568	1,392	180,024	115,187	0	0	108,716	88,138	283,172	204,717
3.3 Other Supplies & Equipment	-885	66	-25,781	11,856	141,667	97,970	0	0	13,310	6,242	128,311	116,134
3.4 Facilities/Base Support	0	0	-126	-41	4,854	1,106	0	0	71	41	4,799	1,106
3.5.1 Organization Level Maintenance	0	0	-85	-1	617	371	0	0	0	0	532	370
3.5.2 Intermediate Level Maintenance	0	0	0	0	3,680	2,467	0	0	0	0	3,680	2,467
3.5.3 Depot Level Maintenance	0	0	16	7	31,854	5,355	0	0	0	0	31,870	5,362
3.5.4 Contractor Logistics Support	-42	2	-10,011	6,032	357,054	230,455	0	0	60,582	26,303	407,583	262,792
3.5.6 MRAP Vehicles Equipment Maintenance	0	0	0	0	85,113	32,009	0	0	0	0	85,113	32,009
3.6 (C4I)	1	0	-644	9,442	419,693	176,799	0	0	69,378	45,538	488,428	231,779
3.7 Other Services and Miscellaneous Contracts	-54,662	18	-38,783	23,164	1,423,904	778,108	0	0	88,315	54,200	1,418,774	855,490
3.9 Psychological Operations (Information Operations)	0	0	0	0	6,047	11	0	0	0	0	6,047	11
<b>3.0 Operating Support Sub-Total</b>	<b>-55,588</b>	<b>86</b>	<b>-81,927</b>	<b>52,464</b>	<b>2,688,106</b>	<b>1,461,270</b>	<b>0</b>	<b>0</b>	<b>342,692</b>	<b>222,029</b>	<b>2,893,283</b>	<b>1,735,849</b>
4.1 Airlift	0	0	186	371	235,244	198,492	0	0	75,013	61,235	310,443	260,098
4.2 Sealift	0	0	1,646	2,692	5,254	1,368	0	0	0	0	6,900	4,060
4.4 Port Handling/Inland Transportation	0	0	-5	137	2,950	2,652	0	0	0	0	2,945	2,789
4.5 Other Transportation	0	0	-120	1	50,737	40,325	0	0	922	498	51,539	40,824
4.6 Second Destination Transportation	0	0	0	0	130	62	0	0	0	0	130	62
<b>4.0 Transportation Sub-Total</b>	<b>0</b>	<b>0</b>	<b>1,707</b>	<b>3,201</b>	<b>294,315</b>	<b>242,899</b>	<b>0</b>	<b>0</b>	<b>75,935</b>	<b>61,733</b>	<b>371,957</b>	<b>307,833</b>
7.1.01 Pakistan	0	0	0	0	550,000	550,000	0	0	0	0	550,000	550,000
7.1.12 Jordan (OEF)	0	0	12,448	12,448	37,260	37,260	0	0	0	0	49,708	49,708
7.1.26 Coalition support for Mongolia (OEF)	0	0	0	0	674	674	0	0	0	0	674	674
7.1.90 Coalition Readiness Support Program (CRSP)	0	0	0	0	19,355	11,192	0	0	0	0	19,355	11,192
7.2.1 Transportation Support	0	0	0	0	14,000	8,442	0	0	0	0	14,000	8,442
7.2.2 Logistic Support	0	0	0	0	92,351	92,350	0	0	0	0	92,351	92,350
7.6.1 Trainee Equip/Support	0	0	0	0	0	0	0	0	201,695	92,393	201,695	92,393
7.6.2 U.S. Trainer/Enabler	0	0	0	0	0	0	0	0	22,600	14,890	22,600	14,890
<b>7.0 Other Support Sub-Total</b>	<b>0</b>	<b>0</b>	<b>12,448</b>	<b>12,448</b>	<b>713,640</b>	<b>699,918</b>	<b>0</b>	<b>0</b>	<b>224,295</b>	<b>107,283</b>	<b>950,383</b>	<b>819,649</b>



**COST OF WAR**  
**Operation and Maintenance (O&M) Summary Execution by Operation and Cost Breakdown Structure (CBS)**  
**Beginning Fiscal Year - 2017**  
**(Amounts in Thousands)**  
**As of September 30, 2017**

CBS Summary	Operation New Dawn (OND) / Post-OND Iraq Activities		Operation Enduring Freedom		Operation Freedom's Sentinel		Operation Noble Eagle		Operation Inherent Resolve		Summary	
	Obligations Year to Date	Disbursements Year to Date	Obligations Year to Date	Disbursements Year to Date	Obligations Year to Date	Disbursements Year to Date	Obligations Year to Date	Disbursements Year to Date	Obligations Year to Date	Disbursements Year to Date	Obligations Year to Date	Disbursements Year to Date
<b>O&amp;M CBS Summary Total</b>	<b>0</b>	<b>0</b>	<b>0</b>	<b>0</b>	<b>33,321,610</b>	<b>19,442,397</b>	<b>63,107</b>	<b>41,123</b>	<b>5,820,775</b>	<b>3,785,630</b>	<b>39,205,492</b>	<b>23,269,150</b>
1.0 Personnel Costs	0	0	0	0	368,573	343,090	2,424	2,253	27,286	23,006	398,283	368,349
2.0 Personnel Support Costs	0	0	0	0	1,724,968	1,148,380	7,123	6,473	194,004	154,627	1,926,095	1,309,480
3.0 Operating Support Costs	0	0	0	0	24,641,624	12,631,759	52,460	31,800	4,621,329	2,973,187	29,315,413	15,636,746
4.0 Transportation Costs	0	0	0	0	3,131,780	2,365,442	1,100	597	327,042	206,443	3,459,922	2,572,482
7.0 Other Support Costs	0	0	0	0	3,454,665	2,953,726	0	0	651,114	428,367	4,105,779	3,382,093
1.2.1 Civilian Premium Pay	0	0	0	0	303,419	281,481	451	425	18,680	15,412	322,550	297,318
1.2.2 Civilian Temporary Hires	0	0	0	0	65,154	61,609	1,973	1,828	8,606	7,594	75,733	71,031
<b>1.0 Personnel Sub-Total</b>	<b>0</b>	<b>0</b>	<b>0</b>	<b>0</b>	<b>368,573</b>	<b>343,090</b>	<b>2,424</b>	<b>2,253</b>	<b>27,286</b>	<b>23,006</b>	<b>398,283</b>	<b>368,349</b>
2.1 Temporary Duty (TDY)/Additional Duty (TAD)	0	0	0	0	689,656	533,017	6,939	6,408	58,962	39,814	755,557	579,239
2.2 Clothing and Other Personnel Equipment & Supplies	0	0	0	0	334,879	94,334	0	0	60	53	334,939	94,387
2.3 Medical Support/Health Services	0	0	0	0	426,186	348,825	184	65	13,826	11,745	440,196	360,635
2.4 Reserve Component Activation/Deactivation	0	0	0	0	9,371	6,380	0	0	0	0	9,371	6,380
2.5 Other Personnel Support	0	0	0	0	238,278	154,993	0	0	121,156	103,015	359,434	258,008
2.6 Rest & Recreation	0	0	0	0	6,023	5,546	0	0	0	0	6,023	5,546
2.7 Body Armor	0	0	0	0	20,575	5,285	0	0	0	0	20,575	5,285
<b>2.0 Personnel Support Sub-Total</b>	<b>0</b>	<b>0</b>	<b>0</b>	<b>0</b>	<b>1,724,968</b>	<b>1,148,380</b>	<b>7,123</b>	<b>6,473</b>	<b>194,004</b>	<b>154,627</b>	<b>1,926,095</b>	<b>1,309,480</b>
3.1 Training	0	0	0	0	555,870	260,916	297	0	6,868	4,109	563,035	265,025
3.1.0 Care-in-Store	0	0	0	0	448	0	0	0	2	0	450	0
3.2 Operations (OPTEMPO) (Fuel, Other POL, Parts)	0	0	0	0	2,787,240	2,277,463	18,087	17,609	2,035,600	1,950,075	4,840,927	4,245,147
3.2.1 MRAP Vehicles Operation	0	0	0	0	74,365	24,364	0	0	0	0	74,365	24,364
3.3 Other Supplies & Equipment	0	0	0	0	2,195,178	1,245,986	2,191	230	682,009	394,696	2,879,378	1,640,912
3.4 Facilities/Base Support	0	0	0	0	1,688,493	509,125	4,358	1,616	200,557	24,045	1,893,408	534,786
3.5.1 Organization Level Maintenance	0	0	0	0	194,509	121,481	0	0	9,683	6,651	204,192	128,132
3.5.2 Intermediate Level Maintenance	0	0	0	0	358,699	195,207	0	0	19,314	21,059	378,013	216,266
3.5.3 Depot Level Maintenance	0	0	0	0	5,467,818	3,185,254	0	0	162,534	71,282	5,630,352	3,256,536
3.5.4 Contractor Logistics Support	0	0	0	0	1,307,340	506,904	17,121	4,457	117,542	43,590	1,442,003	554,951
3.5.6 MRAP Vehicles Equipment Maintenance	0	0	0	0	128,769	39,736	0	0	0	0	128,769	39,736
3.6 (C4I)	0	0	0	0	3,799,346	1,383,978	1,423	123	382,032	89,431	4,182,801	1,473,532
3.7 Other Services and Miscellaneous Contracts	0	0	0	0	6,046,208	2,881,334	8,983	7,765	1,005,188	368,249	7,060,379	3,257,348
3.8 IED Operation	0	0	0	0	22	0	0	0	0	0	22	0
3.9 Psychological Operations (Information Operations)	0	0	0	0	37,319	11	0	0	0	0	37,319	11
<b>3.0 Operating Support Sub-Total</b>	<b>0</b>	<b>0</b>	<b>0</b>	<b>0</b>	<b>24,641,624</b>	<b>12,631,759</b>	<b>52,460</b>	<b>31,800</b>	<b>4,621,329</b>	<b>2,973,187</b>	<b>29,315,413</b>	<b>15,636,746</b>
4.1 Airlift	0	0	0	0	1,709,365	1,347,649	0	0	237,876	184,822	1,947,241	1,532,471
4.2 Sealift	0	0	0	0	192,675	179,661	0	0	0	0	192,675	179,661
4.4 Port Handling/Inland Transportation	0	0	0	0	258,234	185,824	1,100	597	2,501	423	261,835	186,844
4.5 Other Transportation	0	0	0	0	301,885	193,525	0	0	10,373	6,030	312,258	199,555
4.6 Second Destination Transportation	0	0	0	0	664,868	454,555	0	0	76,000	14,876	740,868	469,431
4.7 MRAP Vehicles Transportation	0	0	0	0	50	2	0	0	0	0	50	2
4.8 Retrograde of Personnel and Equipment	0	0	0	0	4,703	4,226	0	0	292	292	4,995	4,518
<b>4.0 Transportation Sub-Total</b>	<b>0</b>	<b>0</b>	<b>0</b>	<b>0</b>	<b>3,131,780</b>	<b>2,365,442</b>	<b>1,100</b>	<b>597</b>	<b>327,042</b>	<b>206,443</b>	<b>3,459,922</b>	<b>2,572,482</b>
7.1.90 Coalition Readiness Support Program (CRSP)	0	0	0	0	18,398	10,400	0	0	0	0	18,398	10,400
7.2.1 Transportation Support	0	0	0	0	14,000	8,442	0	0	0	0	14,000	8,442
7.2.2 Logistic Support	0	0	0	0	92,351	92,350	0	0	0	0	92,351	92,350
7.3.02 Defense Forces Sustainment	0	0	0	0	2,931,956	2,522,715	0	0	0	0	2,931,956	2,522,715
7.3.03 Defense Forces Infrastructure	0	0	0	0	59,350	124	0	0	0	0	59,350	124
7.3.04 Defense Forces Equipment and Transportation	0	0	0	0	11,284	0	0	0	0	0	11,284	0
7.3.05 Defense Forces Training and Operations	0	0	0	0	15,017	1,334	0	0	0	0	15,017	1,334
7.3.07 Interior Forces Sustainment	0	0	0	0	256,889	38,233	0	0	0	0	256,889	38,233
7.3.08 Interior Forces Infrastructure	0	0	0	0	13,644	589	0	0	0	0	13,644	589
7.3.09 Interior Forces Equipment	0	0	0	0	10,959	0	0	0	0	0	10,959	0
7.3.10 Interior Forces Training and Operations	0	0	0	0	25,817	0	0	0	0	0	25,817	0
7.3.20 Other	0	0	0	0	0	277,714	0	0	0	0	0	277,714
7.4.1 Afghanistan (CERP)	0	0	0	0	5,000	1,825	0	0	0	0	5,000	1,825
7.6.1 Trainee Equip/Support	0	0	0	0	0	0	0	0	216,348	105,005	216,348	105,005
7.6.2 U.S. Trainer/Enabler	0	0	0	0	0	0	0	0	181,446	75,520	181,446	75,520
7.7.1 Defense Forces	0	0	0	0	0	0	0	0	253,320	247,842	253,320	247,842

**COST OF WAR**  
**Operation and Maintenance (O&M) Summary Execution by Operation and Cost Breakdown Structure (CBS)**  
**Beginning Fiscal Year - 2017**  
**(Amounts in Thousands)**  
**As of September 30, 2017**

	Operation New Dawn (OND) / Post-OND Iraq Activities		Operation Enduring Freedom		Operation Freedom's Sentinel		Operation Noble Eagle		Operation Inherent Resolve		Summary	
	Obligations Year to Date	Disbursements Year to Date	Obligations Year to Date	Disbursements Year to Date	Obligations Year to Date	Disbursements Year to Date	Obligations Year to Date	Disbursements Year to Date	Obligations Year to Date	Disbursements Year to Date	Obligations Year to Date	Disbursements Year to Date
<b>CBS Summary</b>												
7.0 Other Support Sub-Total	0	0	0	0	3,454,665	2,953,726	0	0	651,114	428,367	4,105,779	3,382,093

**COST OF WAR**  
**Operation and Maintenance (O&M) Summary Execution by Operation, Component, and Cost Breakdown Structure (CBS)**  
**Beginning Fiscal Year - 2017**  
**(Amounts in Thousands)**  
**As of September 30, 2017**

Component	Operation New Dawn (OND) / Post-OND Iraq Activities		Operation Enduring Freedom		Operation Freedom's Sentinel		Operation Noble Eagle		Operation Inherent Resolve		Summary	
	Obligations Year To Date	Disbursements Year To Date	Obligations Year To Date	Disbursements Year To Date	Obligations Year To Date	Disbursements Year To Date	Obligations Year To Date	Disbursements Year To Date	Obligations Year To Date	Disbursements Year To Date	Obligations Year To Date	Disbursements Year To Date
<b>Grand Total</b>	<b>0</b>	<b>0</b>	<b>0</b>	<b>0</b>	<b>33,321,610</b>	<b>19,442,397</b>	<b>63,107</b>	<b>41,123</b>	<b>5,820,775</b>	<b>3,785,630</b>	<b>39,205,492</b>	<b>23,269,150</b>
<b>Army Total</b>	<b>0</b>	<b>0</b>	<b>0</b>	<b>0</b>	<b>15,820,431</b>	<b>8,800,439</b>	<b>42,401</b>	<b>20,843</b>	<b>2,398,213</b>	<b>1,279,278</b>	<b>18,261,045</b>	<b>10,100,560</b>
1.2.1 Civilian Premium Pay	0	0	0	0	79,089	71,734	451	425	13,795	13,795	93,335	85,954
1.2.2 Civilian Temporary Hires	0	0	0	0	1,051	1,051	0	0	574	574	1,625	1,625
<b>1.0 Personnel Sub-Total</b>	<b>0</b>	<b>0</b>	<b>0</b>	<b>0</b>	<b>80,140</b>	<b>72,785</b>	<b>451</b>	<b>425</b>	<b>14,369</b>	<b>14,369</b>	<b>94,960</b>	<b>87,579</b>
2.1 Temporary Duty (TDY)/Additional Duty (TAD)	0	0	0	0	182,916	115,972	5,527	5,126	25,668	12,417	214,111	133,515
2.2 Clothing and Other Personnel Equipment & Supplies	0	0	0	0	301,252	82,494	0	0	0	0	301,252	82,494
2.3 Medical Support/Health Services	0	0	0	0	48,810	39,098	2	0	11,084	9,586	59,896	48,684
2.4 Reserve Component Activation/Deactivation	0	0	0	0	7,307	5,112	0	0	0	0	7,307	5,112
2.5 Other Personnel Support	0	0	0	0	24,703	11,530	0	0	83,086	83,078	107,789	94,608
2.6 Rest & Recreation	0	0	0	0	6,023	5,546	0	0	0	0	6,023	5,546
<b>2.0 Personnel Support Sub-Total</b>	<b>0</b>	<b>0</b>	<b>0</b>	<b>0</b>	<b>571,011</b>	<b>259,752</b>	<b>5,529</b>	<b>5,126</b>	<b>119,838</b>	<b>105,081</b>	<b>696,378</b>	<b>369,959</b>
3.1 Training	0	0	0	0	356,258	163,642	297	0	74	74	356,629	163,716
3.1.0 Care-in-Store	0	0	0	0	448	0	0	0	0	0	448	0
3.2 Operations (OPTEMPO) (Fuel, Other POL, Parts)	0	0	0	0	1,119,044	851,105	1,016	538	217,958	153,843	1,338,018	1,005,486
3.2.1 MRAP Vehicles Operation	0	0	0	0	70,835	24,173	0	0	0	0	70,835	24,173
3.3 Other Supplies & Equipment	0	0	0	0	682,667	403,897	2,176	222	566,195	337,571	1,251,038	741,690
3.4 Facilities/Base Support	0	0	0	0	1,097,310	274,971	4,305	1,590	114,989	14,976	1,216,604	291,537
3.5.1 Organization Level Maintenance	0	0	0	0	76,005	20,104	0	0	0	0	76,005	20,104
3.5.2 Intermediate Level Maintenance	0	0	0	0	285,059	154,744	0	0	0	0	285,059	154,744
3.5.3 Depot Level Maintenance	0	0	0	0	935,047	398,546	0	0	1,143	1,131	936,190	399,677
3.5.4 Contractor Logistics Support	0	0	0	0	838,868	310,550	17,121	4,457	54,957	15,287	910,946	330,294
3.5.6 MRAP Vehicles Equipment Maintenance	0	0	0	0	41,640	6,635	0	0	0	0	41,640	6,635
3.6 (C4I)	0	0	0	0	2,202,542	780,633	1,423	123	281,063	69,265	2,485,028	850,021
3.7 Other Services and Miscellaneous Contracts	0	0	0	0	2,716,041	1,272,781	8,983	7,765	522,475	231,459	3,247,499	1,512,005
3.9 Psychological Operations (Information Operations)	0	0	0	0	31,272	0	0	0	0	0	31,272	0
<b>3.0 Operating Support Sub-Total</b>	<b>0</b>	<b>0</b>	<b>0</b>	<b>0</b>	<b>10,453,036</b>	<b>4,661,781</b>	<b>35,321</b>	<b>14,695</b>	<b>1,758,854</b>	<b>823,606</b>	<b>12,247,211</b>	<b>5,500,082</b>
4.1 Airlift	0	0	0	0	413,336	276,513	0	0	0	0	413,336	276,513
4.2 Sealift	0	0	0	0	69,358	64,851	0	0	0	0	69,358	64,851
4.4 Port Handling/Inland Transportation	0	0	0	0	249,172	179,355	1,100	597	2,501	423	252,773	180,375
4.5 Other Transportation	0	0	0	0	17,183	17	0	0	0	0	17,183	17
4.6 Second Destination Transportation	0	0	0	0	637,279	442,851	0	0	76,000	14,876	713,279	457,727
<b>4.0 Transportation Sub-Total</b>	<b>0</b>	<b>0</b>	<b>0</b>	<b>0</b>	<b>1,386,328</b>	<b>963,587</b>	<b>1,100</b>	<b>597</b>	<b>78,501</b>	<b>15,299</b>	<b>1,465,929</b>	<b>979,483</b>
7.3.02 Defense Forces Sustainment	0	0	0	0	2,931,956	2,522,715	0	0	0	0	2,931,956	2,522,715
7.3.03 Defense Forces Infrastructure	0	0	0	0	59,350	124	0	0	0	0	59,350	124
7.3.04 Defense Forces Equipment and Transportation	0	0	0	0	11,284	0	0	0	0	0	11,284	0
7.3.05 Defense Forces Training and Operations	0	0	0	0	15,017	1,334	0	0	0	0	15,017	1,334
7.3.07 Interior Forces Sustainment	0	0	0	0	256,889	38,233	0	0	0	0	256,889	38,233
7.3.08 Interior Forces Infrastructure	0	0	0	0	13,644	589	0	0	0	0	13,644	589
7.3.09 Interior Forces Equipment	0	0	0	0	10,959	0	0	0	0	0	10,959	0
7.3.10 Interior Forces Training and Operations	0	0	0	0	25,817	0	0	0	0	0	25,817	0
7.3.20 Other	0	0	0	0	0	277,714	0	0	0	0	0	277,714
7.4.1 Afghanistan (CERP)	0	0	0	0	5,000	1,825	0	0	0	0	5,000	1,825
7.6.1 Trainee Equip/Support	0	0	0	0	0	0	0	0	14,653	12,612	14,653	12,612
7.6.2 U.S. Trainer/Enabler	0	0	0	0	0	0	0	0	158,678	60,469	158,678	60,469
7.7.1 Defense Forces	0	0	0	0	0	0	0	0	253,320	247,842	253,320	247,842
<b>7.0 Other Support Sub-Total</b>	<b>0</b>	<b>0</b>	<b>0</b>	<b>0</b>	<b>3,329,916</b>	<b>2,842,534</b>	<b>0</b>	<b>0</b>	<b>426,651</b>	<b>320,923</b>	<b>3,756,567</b>	<b>3,163,457</b>
<b>Navy/Marine Corps Total</b>	<b>0</b>	<b>0</b>	<b>0</b>	<b>0</b>	<b>6,422,295</b>	<b>4,336,607</b>	<b>0</b>	<b>0</b>	<b>671,966</b>	<b>410,859</b>	<b>7,094,261</b>	<b>4,747,466</b>
<b>Navy Total</b>	<b>0</b>	<b>0</b>	<b>0</b>	<b>0</b>	<b>4,946,777</b>	<b>3,554,679</b>	<b>0</b>	<b>0</b>	<b>560,709</b>	<b>357,140</b>	<b>5,507,486</b>	<b>3,911,819</b>
1.2.1 Civilian Premium Pay	0	0	0	0	104,143	103,412	0	0	282	204	104,425	103,616
1.2.2 Civilian Temporary Hires	0	0	0	0	328	328	0	0	0	0	328	328
<b>1.0 Personnel Sub-Total</b>	<b>0</b>	<b>0</b>	<b>0</b>	<b>0</b>	<b>104,471</b>	<b>103,740</b>	<b>0</b>	<b>0</b>	<b>282</b>	<b>204</b>	<b>104,753</b>	<b>103,944</b>
2.1 Temporary Duty (TDY)/Additional Duty (TAD)	0	0	0	0	95,149	81,621	0	0	1,903	1,874	97,052	83,495
2.2 Clothing and Other Personnel Equipment & Supplies	0	0	0	0	14,089	4,121	0	0	49	47	14,138	4,168
2.3 Medical Support/Health Services	0	0	0	0	3,604	2,126	0	0	0	0	3,604	2,126
2.4 Reserve Component Activation/Deactivation	0	0	0	0	1,942	1,152	0	0	0	0	1,942	1,152
2.5 Other Personnel Support	0	0	0	0	11,696	4,465	0	0	0	0	11,696	4,465

**COST OF WAR**  
**Operation and Maintenance (O&M) Summary Execution by Operation, Component, and Cost Breakdown Structure (CBS)**  
**Beginning Fiscal Year - 2017**  
**(Amounts in Thousands)**  
**As of September 30, 2017**

Component	Operation New Dawn (OND) / Post-OND Iraq Activities		Operation Enduring Freedom		Operation Freedom's Sentinel		Operation Noble Eagle		Operation Inherent Resolve		Summary	
	Obligations Year To Date	Disbursements Year To Date	Obligations Year To Date	Disbursements Year To Date	Obligations Year To Date	Disbursements Year To Date	Obligations Year To Date	Disbursements Year To Date	Obligations Year To Date	Disbursements Year To Date	Obligations Year To Date	Disbursements Year To Date
2.7 Body Armor	0	0	0	0	3,294	915	0	0	0	0	3,294	915
<b>2.0 Personnel Support Sub-Total</b>	<b>0</b>	<b>0</b>	<b>0</b>	<b>0</b>	<b>129,774</b>	<b>94,400</b>	<b>0</b>	<b>0</b>	<b>1,952</b>	<b>1,921</b>	<b>131,726</b>	<b>96,321</b>
3.1 Training	0	0	0	0	93,020	42,379	0	0	0	0	93,020	42,379
3.2 Operations (OPTEMPO) (Fuel, Other POL, Parts)	0	0	0	0	981,994	843,008	0	0	259,663	259,663	1,241,657	1,102,671
3.3 Other Supplies & Equipment	0	0	0	0	219,984	168,799	0	0	2,913	355	222,897	169,154
3.4 Facilities/Base Support	0	0	0	0	215,548	104,406	0	0	0	0	215,548	104,406
3.5.1 Organization Level Maintenance	0	0	0	0	112,335	99,200	0	0	9,683	6,651	122,018	105,851
3.5.2 Intermediate Level Maintenance	0	0	0	0	59,405	33,504	0	0	2,000	2,000	61,405	35,504
3.5.3 Depot Level Maintenance	0	0	0	0	2,300,864	1,663,480	0	0	72,016	41,729	2,372,880	1,705,209
3.5.4 Contractor Logistics Support	0	0	0	0	25,200	13,892	0	0	2,000	2,000	27,200	15,892
3.6 (C4I)	0	0	0	0	87,628	40,466	0	0	0	0	87,628	40,466
3.7 Other Services and Miscellaneous Contracts	0	0	0	0	309,984	112,874	0	0	207,006	39,423	516,990	152,297
3.8 IED Operation	0	0	0	0	22	0	0	0	0	0	22	0
<b>3.0 Operating Support Sub-Total</b>	<b>0</b>	<b>0</b>	<b>0</b>	<b>0</b>	<b>4,405,984</b>	<b>3,122,008</b>	<b>0</b>	<b>0</b>	<b>555,281</b>	<b>351,821</b>	<b>4,961,265</b>	<b>3,473,829</b>
4.1 Airlift	0	0	0	0	172,587	114,716	0	0	3,194	3,194	175,781	117,910
4.2 Sealfit	0	0	0	0	117,604	113,386	0	0	0	0	117,604	113,386
4.4 Port Handling/Inland Transportation	0	0	0	0	5,841	3,755	0	0	0	0	5,841	3,755
4.5 Other Transportation	0	0	0	0	6,739	1,423	0	0	0	0	6,739	1,423
4.6 Second Destination Transportation	0	0	0	0	3,727	1,249	0	0	0	0	3,727	1,249
4.7 MRAP Vehicles Transportation	0	0	0	0	50	2	0	0	0	0	50	2
<b>4.0 Transportation Sub-Total</b>	<b>0</b>	<b>0</b>	<b>0</b>	<b>0</b>	<b>306,548</b>	<b>234,531</b>	<b>0</b>	<b>0</b>	<b>3,194</b>	<b>3,194</b>	<b>309,742</b>	<b>237,725</b>
<b>Marine Corps Total</b>	<b>0</b>	<b>0</b>	<b>0</b>	<b>0</b>	<b>1,475,518</b>	<b>781,928</b>	<b>0</b>	<b>0</b>	<b>111,257</b>	<b>53,719</b>	<b>1,586,775</b>	<b>835,647</b>
1.2.1 Civilian Premium Pay	0	0	0	0	27,727	22,937	0	0	0	0	27,727	22,937
1.2.2 Civilian Temporary Hires	0	0	0	0	113	88	0	0	0	0	113	88
<b>1.0 Personnel Sub-Total</b>	<b>0</b>	<b>0</b>	<b>0</b>	<b>0</b>	<b>27,840</b>	<b>23,025</b>	<b>0</b>	<b>0</b>	<b>0</b>	<b>0</b>	<b>27,840</b>	<b>23,025</b>
2.1 Temporary Duty (TDY)/Additional Duty (TAD)	0	0	0	0	61,541	52,423	0	0	2,724	2,164	64,265	54,587
2.2 Clothing and Other Personnel Equipment & Supplies	0	0	0	0	11,879	2,546	0	0	0	0	11,879	2,546
2.3 Medical Support/Health Services	0	0	0	0	3,591	2,006	0	0	0	0	3,591	2,006
2.4 Reserve Component Activation/Deactivation	0	0	0	0	122	116	0	0	0	0	122	116
2.5 Other Personnel Support	0	0	0	0	23,030	19,172	0	0	0	0	23,030	19,172
<b>2.0 Personnel Support Sub-Total</b>	<b>0</b>	<b>0</b>	<b>0</b>	<b>0</b>	<b>100,163</b>	<b>76,263</b>	<b>0</b>	<b>0</b>	<b>2,724</b>	<b>2,164</b>	<b>102,887</b>	<b>78,427</b>
3.1 Training	0	0	0	0	37,072	15,037	0	0	0	0	37,072	15,037
3.2 Operations (OPTEMPO) (Fuel, Other POL, Parts)	0	0	0	0	63,535	28,202	0	0	944	825	64,479	29,027
3.2.1 MRAP Vehicles Operation	0	0	0	0	3,530	191	0	0	0	0	3,530	191
3.3 Other Supplies & Equipment	0	0	0	0	467,510	326,345	0	0	1,883	1,051	469,393	327,396
3.4 Facilities/Base Support	0	0	0	0	188,701	46,575	0	0	0	0	188,701	46,575
3.5.1 Organization Level Maintenance	0	0	0	0	5,552	1,806	0	0	0	0	5,552	1,806
3.5.2 Intermediate Level Maintenance	0	0	0	0	10,555	4,492	0	0	17,314	19,059	27,869	23,551
3.5.3 Depot Level Maintenance	0	0	0	0	45,567	23,782	0	0	81,975	28,422	127,542	52,204
3.5.4 Contractor Logistics Support	0	0	0	0	69,476	17,020	0	0	0	0	69,476	17,020
3.5.6 MRAP Vehicles Equipment Maintenance	0	0	0	0	2,016	1,092	0	0	0	0	2,016	1,092
3.6 (C4I)	0	0	0	0	20,195	4,603	0	0	4,882	1,681	25,077	6,284
3.7 Other Services and Miscellaneous Contracts	0	0	0	0	321,786	135,421	0	0	1,544	526	323,330	135,947
<b>3.0 Operating Support Sub-Total</b>	<b>0</b>	<b>0</b>	<b>0</b>	<b>0</b>	<b>1,235,495</b>	<b>604,566</b>	<b>0</b>	<b>0</b>	<b>108,542</b>	<b>51,564</b>	<b>1,344,037</b>	<b>656,130</b>
4.1 Airlift	0	0	0	0	387	205	0	0	-9	-9	378	196
4.2 Sealfit	0	0	0	0	99	46	0	0	0	0	99	46
4.4 Port Handling/Inland Transportation	0	0	0	0	106	67	0	0	0	0	106	67
4.5 Other Transportation	0	0	0	0	86,185	65,914	0	0	0	0	86,185	65,914
4.6 Second Destination Transportation	0	0	0	0	23,732	10,407	0	0	0	0	23,732	10,407
4.8 Retrograde of Personnel and Equipment	0	0	0	0	1,511	1,435	0	0	0	0	1,511	1,435
<b>4.0 Transportation Sub-Total</b>	<b>0</b>	<b>0</b>	<b>0</b>	<b>0</b>	<b>112,020</b>	<b>78,074</b>	<b>0</b>	<b>0</b>	<b>-9</b>	<b>-9</b>	<b>112,011</b>	<b>78,065</b>
<b>Air Force Total</b>	<b>0</b>	<b>0</b>	<b>0</b>	<b>0</b>	<b>7,291,180</b>	<b>4,195,392</b>	<b>20,706</b>	<b>20,280</b>	<b>2,112,782</b>	<b>1,726,077</b>	<b>9,424,668</b>	<b>5,941,749</b>
1.2.2 Civilian Temporary Hires	0	0	0	0	49,095	47,096	1,973	1,828	4,091	3,981	55,159	52,905
<b>1.0 Personnel Sub-Total</b>	<b>0</b>	<b>0</b>	<b>0</b>	<b>0</b>	<b>49,095</b>	<b>47,096</b>	<b>1,973</b>	<b>1,828</b>	<b>4,091</b>	<b>3,981</b>	<b>55,159</b>	<b>52,905</b>
2.1 Temporary Duty (TDY)/Additional Duty (TAD)	0	0	0	0	198,238	153,025	1,412	1,282	22,808	17,897	222,458	172,204
2.2 Clothing and Other Personnel Equipment & Supplies	0	0	0	0	4,797	3,286	0	0	0	0	4,797	3,286
2.3 Medical Support/Health Services	0	0	0	0	28,447	23,217	182	65	2,712	2,129	31,341	25,411

**COST OF WAR**  
**Operation and Maintenance (O&M) Summary Execution by Operation, Component, and Cost Breakdown Structure (CBS)**  
**Beginning Fiscal Year - 2017**  
**(Amounts in Thousands)**  
**As of September 30, 2017**

Component	Operation New Dawn (OND) / Post-OND Iraq Activities		Operation Enduring Freedom		Operation Freedom's Sentinel		Operation Noble Eagle		Operation Inherent Resolve		Summary	
	Obligations Year To Date	Disbursements Year To Date	Obligations Year To Date	Disbursements Year To Date	Obligations Year To Date	Disbursements Year To Date	Obligations Year To Date	Disbursements Year To Date	Obligations Year To Date	Disbursements Year To Date	Obligations Year To Date	Disbursements Year To Date
2.5 Other Personnel Support	0	0	0	0	111,849	57,043	0	0	38,070	19,937	149,919	76,980
2.7 Body Armor	0	0	0	0	17,281	4,370	0	0	0	0	17,281	4,370
<b>2.0 Personnel Support Sub-Total</b>	<b>0</b>	<b>0</b>	<b>0</b>	<b>0</b>	<b>360,612</b>	<b>240,941</b>	<b>1,594</b>	<b>1,347</b>	<b>63,590</b>	<b>39,963</b>	<b>425,796</b>	<b>282,251</b>
3.1 Training	0	0	0	0	35,878	19,802	0	0	4,474	2,468	40,352	22,270
3.2 Operations (OPTEMPO) (Fuel, Other POL, Parts)	0	0	0	0	442,832	442,278	17,071	17,071	1,448,319	1,447,606	1,908,222	1,906,955
3.3 Other Supplies & Equipment	0	0	0	0	682,920	267,583	15	8	97,693	49,462	780,628	317,053
3.4 Facilities/Base Support	0	0	0	0	182,079	82,972	53	26	85,497	9,028	267,629	92,026
3.5.3 Depot Level Maintenance	0	0	0	0	2,154,486	1,094,091	0	0	7,400	0	2,161,886	1,094,091
3.5.4 Contractor Logistics Support	0	0	0	0	18,335	12,077	0	0	0	0	18,335	12,077
3.6 (C4I)	0	0	0	0	1,054,331	439,325	0	0	46,481	4,646	1,100,812	443,971
3.7 Other Services and Miscellaneous Contracts	0	0	0	0	1,274,962	672,547	0	0	185,648	42,536	1,460,610	715,083
<b>3.0 Operating Support Sub-Total</b>	<b>0</b>	<b>0</b>	<b>0</b>	<b>0</b>	<b>5,845,823</b>	<b>3,030,675</b>	<b>17,139</b>	<b>17,105</b>	<b>1,875,512</b>	<b>1,555,746</b>	<b>7,738,474</b>	<b>4,603,526</b>
4.1 Airlift	0	0	0	0	891,495	788,030	0	0	159,678	120,402	1,051,173	908,432
4.2 Sealfit	0	0	0	0	31	10	0	0	0	0	31	10
4.5 Other Transportation	0	0	0	0	140,932	85,849	0	0	9,451	5,532	150,383	91,381
4.8 Retrograde of Personnel and Equipment	0	0	0	0	3,192	2,791	0	0	292	292	3,484	3,083
<b>4.0 Transportation Sub-Total</b>	<b>0</b>	<b>0</b>	<b>0</b>	<b>0</b>	<b>1,035,650</b>	<b>876,680</b>	<b>0</b>	<b>0</b>	<b>169,421</b>	<b>126,226</b>	<b>1,205,071</b>	<b>1,002,906</b>
7.6.2 U.S. Trainer/Enabler	0	0	0	0	0	0	0	0	168	161	168	161
<b>7.0 Other Support Sub-Total</b>	<b>0</b>	<b>0</b>	<b>0</b>	<b>0</b>	<b>0</b>	<b>0</b>	<b>0</b>	<b>0</b>	<b>168</b>	<b>161</b>	<b>168</b>	<b>161</b>
<b>Defense Health Program Total</b>	<b>0</b>	<b>0</b>	<b>0</b>	<b>0</b>	<b>331,606</b>	<b>277,044</b>	<b>0</b>	<b>0</b>	<b>0</b>	<b>0</b>	<b>331,606</b>	<b>277,044</b>
2.3 Medical Support/Health Services	0	0	0	0	331,606	277,044	0	0	0	0	331,606	277,044
<b>2.0 Personnel Support Sub-Total</b>	<b>0</b>	<b>0</b>	<b>0</b>	<b>0</b>	<b>331,606</b>	<b>277,044</b>	<b>0</b>	<b>0</b>	<b>0</b>	<b>0</b>	<b>331,606</b>	<b>277,044</b>
<b>DODIG Total</b>	<b>0</b>	<b>0</b>	<b>0</b>	<b>0</b>	<b>4,471</b>	<b>1,880</b>	<b>0</b>	<b>0</b>	<b>7,603</b>	<b>3,516</b>	<b>12,074</b>	<b>5,396</b>
1.2.1 Civilian Premium Pay	0	0	0	0	2,943	926	0	0	4,541	1,351	7,484	2,277
1.2.2 Civilian Temporary Hires	0	0	0	0	1,293	833	0	0	2,040	1,250	3,333	2,083
<b>1.0 Personnel Sub-Total</b>	<b>0</b>	<b>0</b>	<b>0</b>	<b>0</b>	<b>4,236</b>	<b>1,759</b>	<b>0</b>	<b>0</b>	<b>6,581</b>	<b>2,601</b>	<b>10,817</b>	<b>4,360</b>
2.1 Temporary Duty (TDY)/Additional Duty (TAD)	0	0	0	0	129	121	0	0	737	722	866	843
2.2 Clothing and Other Personnel Equipment & Supplies	0	0	0	0	4	0	0	0	11	6	15	6
<b>2.0 Personnel Support Sub-Total</b>	<b>0</b>	<b>0</b>	<b>0</b>	<b>0</b>	<b>133</b>	<b>121</b>	<b>0</b>	<b>0</b>	<b>748</b>	<b>728</b>	<b>881</b>	<b>849</b>
3.1.0 Care-in-Store	0	0	0	0	0	0	0	0	2	0	2	0
3.3 Other Supplies & Equipment	0	0	0	0	0	0	0	0	15	15	15	15
3.6 (C4I)	0	0	0	0	0	0	0	0	60	4	60	4
3.7 Other Services and Miscellaneous Contracts	0	0	0	0	102	0	0	0	197	168	299	168
<b>3.0 Operating Support Sub-Total</b>	<b>0</b>	<b>0</b>	<b>0</b>	<b>0</b>	<b>102</b>	<b>0</b>	<b>0</b>	<b>0</b>	<b>274</b>	<b>187</b>	<b>376</b>	<b>187</b>
<b>Defense Agency Total</b>	<b>0</b>	<b>0</b>	<b>0</b>	<b>0</b>	<b>3,451,627</b>	<b>1,831,035</b>	<b>0</b>	<b>0</b>	<b>630,211</b>	<b>365,900</b>	<b>4,081,838</b>	<b>2,196,935</b>
1.2.1 Civilian Premium Pay	0	0	0	0	89,517	82,472	0	0	62	62	89,579	82,534
1.2.2 Civilian Temporary Hires	0	0	0	0	13,274	12,213	0	0	1,901	1,789	15,175	14,002
<b>1.0 Personnel Sub-Total</b>	<b>0</b>	<b>0</b>	<b>0</b>	<b>0</b>	<b>102,791</b>	<b>94,685</b>	<b>0</b>	<b>0</b>	<b>1,963</b>	<b>1,851</b>	<b>104,754</b>	<b>96,536</b>
2.1 Temporary Duty (TDY)/Additional Duty (TAD)	0	0	0	0	151,683	129,855	0	0	5,122	4,740	156,805	134,595
2.2 Clothing and Other Personnel Equipment & Supplies	0	0	0	0	2,858	1,887	0	0	0	0	2,858	1,887
2.3 Medical Support/Health Services	0	0	0	0	10,128	5,334	0	0	30	30	10,158	5,364
2.5 Other Personnel Support	0	0	0	0	67,000	62,783	0	0	0	0	67,000	62,783
<b>2.0 Personnel Support Sub-Total</b>	<b>0</b>	<b>0</b>	<b>0</b>	<b>0</b>	<b>231,669</b>	<b>199,859</b>	<b>0</b>	<b>0</b>	<b>5,152</b>	<b>4,770</b>	<b>236,821</b>	<b>204,629</b>
3.1 Training	0	0	0	0	33,642	20,056	0	0	2,320	1,567	35,962	21,623
3.2 Operations (OPTEMPO) (Fuel, Other POL, Parts)	0	0	0	0	179,835	112,870	0	0	108,716	88,138	288,551	201,008
3.3 Other Supplies & Equipment	0	0	0	0	142,097	79,362	0	0	13,310	6,242	155,407	85,604
3.4 Facilities/Base Support	0	0	0	0	4,855	201	0	0	71	41	4,926	242
3.5.1 Organization Level Maintenance	0	0	0	0	617	371	0	0	0	0	617	371
3.5.2 Intermediate Level Maintenance	0	0	0	0	3,680	2,467	0	0	0	0	3,680	2,467
3.5.3 Depot Level Maintenance	0	0	0	0	31,854	5,355	0	0	0	0	31,854	5,355
3.5.4 Contractor Logistics Support	0	0	0	0	355,461	153,365	0	0	60,585	26,303	416,046	179,668
3.5.6 MRAP Vehicles Equipment Maintenance	0	0	0	0	85,113	32,009	0	0	0	0	85,113	32,009
3.6 (C4I)	0	0	0	0	434,650	118,951	0	0	49,546	13,835	484,196	132,786
3.7 Other Services and Miscellaneous Contracts	0	0	0	0	1,423,333	687,711	0	0	88,318	54,137	1,511,651	741,848
3.9 Psychological Operations (Information Operations)	0	0	0	0	6,047	11	0	0	0	0	6,047	11

**COST OF WAR**  
**Operation and Maintenance (O&M) Summary Execution by Operation, Component, and Cost Breakdown Structure (CBS)**  
**Beginning Fiscal Year - 2017**  
**(Amounts in Thousands)**  
**As of September 30, 2017**

Component	Operation New Dawn (OND) / Post-OND Iraq Activities		Operation Enduring Freedom		Operation Freedom's Sentinel		Operation Noble Eagle		Operation Inherent Resolve		Summary	
	Obligations Year To Date	Disbursements Year To Date	Obligations Year To Date	Disbursements Year To Date	Obligations Year To Date	Disbursements Year To Date	Obligations Year To Date	Disbursements Year To Date	Obligations Year To Date	Disbursements Year To Date	Obligations Year To Date	Disbursements Year To Date
<b>3.0 Operating Support Sub-Total</b>	<b>0</b>	<b>0</b>	<b>0</b>	<b>0</b>	<b>2,701,184</b>	<b>1,212,729</b>	<b>0</b>	<b>0</b>	<b>322,866</b>	<b>190,263</b>	<b>3,024,050</b>	<b>1,402,992</b>
4.1 Airlift	0	0	0	0	231,560	168,185	0	0	75,013	61,235	306,573	229,420
4.2 Sealift	0	0	0	0	5,583	1,368	0	0	0	0	5,583	1,368
4.4 Port Handling/Inland Transportation	0	0	0	0	3,115	2,647	0	0	0	0	3,115	2,647
4.5 Other Transportation	0	0	0	0	50,846	40,322	0	0	922	498	51,768	40,820
4.6 Second Destination Transportation	0	0	0	0	130	48	0	0	0	0	130	48
<b>4.0 Transportation Sub-Total</b>	<b>0</b>	<b>0</b>	<b>0</b>	<b>0</b>	<b>291,234</b>	<b>212,570</b>	<b>0</b>	<b>0</b>	<b>75,935</b>	<b>61,733</b>	<b>367,169</b>	<b>274,303</b>
7.1.90 Coalition Readiness Support Program (CRSP)	0	0	0	0	18,398	10,400	0	0	0	0	18,398	10,400
7.2.1 Transportation Support	0	0	0	0	14,000	8,442	0	0	0	0	14,000	8,442
7.2.2 Logistic Support	0	0	0	0	92,351	92,350	0	0	0	0	92,351	92,350
7.6.1 Trainee Equip/Support	0	0	0	0	0	0	0	0	201,695	92,393	201,695	92,393
7.6.2 U.S. Trainer/Enabler	0	0	0	0	0	0	0	0	22,600	14,890	22,600	14,890
<b>7.0 Other Support Sub-Total</b>	<b>0</b>	<b>0</b>	<b>0</b>	<b>0</b>	<b>124,749</b>	<b>111,192</b>	<b>0</b>	<b>0</b>	<b>224,295</b>	<b>107,283</b>	<b>349,044</b>	<b>218,475</b>

**COST OF WAR**  
**Operation and Maintenance (O&M) Summary Execution by Operation, Component, Appropriation and Cost Breakdown Structure (CBS)**  
**Beginning Fiscal Year - 2017**  
**(Amounts in Thousands)**  
**As of September 30, 2017**

Component and Appropriation	Operation New Dawn (OND) / Post-OND Iraq Activities		Operation Enduring Freedom		Operation Freedom's Sentinel		Operation Noble Eagle		Operation Inherent Resolve		Summary	
	Obligations Year to Date	Disbursements Year to Date	Obligations Year to Date	Disbursements Year to Date	Obligations Year to Date	Disbursements Year to Date	Obligations Year to Date	Disbursements Year to Date	Obligations Year to Date	Disbursements Year to Date	Obligations Year to Date	Disbursements Year to Date
<b>Grand Total</b>	<b>0</b>	<b>0</b>	<b>0</b>	<b>0</b>	<b>33,321,610</b>	<b>19,442,397</b>	<b>63,107</b>	<b>41,123</b>	<b>5,820,775</b>	<b>3,785,630</b>	<b>39,205,492</b>	<b>23,269,150</b>
<b>Army Total</b>	<b>0</b>	<b>0</b>	<b>0</b>	<b>0</b>	<b>15,820,431</b>	<b>8,800,439</b>	<b>42,401</b>	<b>20,843</b>	<b>2,398,213</b>	<b>1,279,278</b>	<b>18,261,045</b>	<b>10,100,560</b>
<b>Army Active Total</b>	<b>0</b>	<b>0</b>	<b>0</b>	<b>0</b>	<b>15,738,741</b>	<b>8,751,062</b>	<b>42,401</b>	<b>20,843</b>	<b>2,398,213</b>	<b>1,279,278</b>	<b>18,179,355</b>	<b>10,051,183</b>
Operation and Maintenance, Army												
1.2.1 Civilian Premium Pay	0	0	0	0	78,898	71,569	451	425	13,795	13,795	93,144	85,789
1.2.2 Civilian Temporary Hires	0	0	0	0	1,051	1,051	0	0	574	574	1,625	1,625
<b>1.0 Personnel Sub-Total</b>	<b>0</b>	<b>0</b>	<b>0</b>	<b>0</b>	<b>79,949</b>	<b>72,620</b>	<b>451</b>	<b>425</b>	<b>14,369</b>	<b>14,369</b>	<b>94,769</b>	<b>87,414</b>
2.1 Temporary Duty (TDY)/Additional Duty (TAD)	0	0	0	0	172,487	107,346	5,527	5,126	25,668	12,417	203,682	124,889
2.2 Clothing and Other Personnel Equipment & Supplies	0	0	0	0	301,011	82,490	0	0	0	0	301,011	82,490
2.3 Medical Support/Health Services	0	0	0	0	48,124	38,537	2	0	11,084	9,586	59,210	48,123
2.5 Other Personnel Support	0	0	0	0	17,931	7,703	0	0	83,086	83,078	101,017	90,781
2.6 Rest & Recreation	0	0	0	0	6,023	5,546	0	0	0	0	6,023	5,546
<b>2.0 Personnel Support Sub-Total</b>	<b>0</b>	<b>0</b>	<b>0</b>	<b>0</b>	<b>545,576</b>	<b>241,622</b>	<b>5,529</b>	<b>5,126</b>	<b>119,838</b>	<b>105,081</b>	<b>670,943</b>	<b>351,829</b>
3.1 Training	0	0	0	0	356,231	163,615	297	0	74	74	356,602	163,689
3.1.0 Care-in-Store	0	0	0	0	448	0	0	0	0	0	448	0
3.2 Operations (OPTEMPO) (Fuel, Other POL, Parts)	0	0	0	0	1,095,479	837,327	1,016	538	217,958	153,843	1,314,453	991,708
3.2.1 MRAP Vehicles Operation	0	0	0	0	70,835	24,173	0	0	0	0	70,835	24,173
3.3 Other Supplies & Equipment	0	0	0	0	673,888	399,612	2,176	222	566,195	337,571	1,242,259	737,405
3.4 Facilities/Base Support	0	0	0	0	1,095,407	273,975	4,305	1,590	114,989	14,976	1,214,701	290,541
3.5.1 Organization Level Maintenance	0	0	0	0	76,005	20,104	0	0	0	0	76,005	20,104
3.5.2 Intermediate Level Maintenance	0	0	0	0	285,059	154,744	0	0	0	0	285,059	154,744
3.5.3 Depot Level Maintenance	0	0	0	0	935,047	398,546	0	0	1,143	1,131	936,190	399,677
3.5.4 Contractor Logistics Support	0	0	0	0	838,276	310,253	17,121	4,457	54,957	15,287	910,354	329,997
3.5.6 MRAP Vehicles Equipment Maintenance	0	0	0	0	41,640	6,635	0	0	0	0	41,640	6,635
3.6 (C4I)	0	0	0	0	2,192,844	775,357	1,423	123	281,063	69,265	2,475,330	844,745
3.7 Other Services and Miscellaneous Contracts	0	0	0	0	2,708,160	1,268,048	8,983	7,765	522,475	231,459	3,239,618	1,507,272
3.9 Psychological Operations (Information Operations)	0	0	0	0	31,272	0	0	0	0	0	31,272	0
<b>3.0 Operating Support Sub-Total</b>	<b>0</b>	<b>0</b>	<b>0</b>	<b>0</b>	<b>10,400,591</b>	<b>4,632,389</b>	<b>35,321</b>	<b>14,695</b>	<b>1,758,854</b>	<b>823,606</b>	<b>12,194,766</b>	<b>5,470,690</b>
4.1 Airlift	0	0	0	0	413,028	276,408	0	0	0	0	413,028	276,408
4.2 Sealift	0	0	0	0	69,358	64,851	0	0	0	0	69,358	64,851
4.4 Port Handling/Inland Transportation	0	0	0	0	245,876	177,770	1,100	597	2,501	423	249,477	178,790
4.5 Other Transportation	0	0	0	0	17,173	17	0	0	0	0	17,173	17
4.6 Second Destination Transportation	0	0	0	0	637,274	442,851	0	0	76,000	14,876	713,274	457,727
<b>4.0 Transportation Sub-Total</b>	<b>0</b>	<b>0</b>	<b>0</b>	<b>0</b>	<b>1,382,709</b>	<b>961,897</b>	<b>1,100</b>	<b>597</b>	<b>78,501</b>	<b>15,299</b>	<b>1,462,310</b>	<b>977,793</b>
7.4.1 Afghanistan (CERP)	0	0	0	0	5,000	1,825	0	0	0	0	5,000	1,825
7.6.1 Trainee Equip/Support	0	0	0	0	0	0	0	0	14,653	12,612	14,653	12,612
7.6.2 U.S. Trainer/Enabler	0	0	0	0	0	0	0	0	158,678	60,469	158,678	60,469
<b>7.0 Other Support Sub-Total</b>	<b>0</b>	<b>0</b>	<b>0</b>	<b>0</b>	<b>5,000</b>	<b>1,825</b>	<b>0</b>	<b>0</b>	<b>173,331</b>	<b>73,081</b>	<b>178,331</b>	<b>74,906</b>
Afghanistan Security Forces Fund, Army												
7.3.02 Defense Forces Sustainment	0	0	0	0	2,931,956	2,522,715	0	0	0	0	2,931,956	2,522,715
7.3.03 Defense Forces Infrastructure	0	0	0	0	59,350	124	0	0	0	0	59,350	124
7.3.04 Defense Forces Equipment and Transportation	0	0	0	0	11,284	0	0	0	0	0	11,284	0
7.3.05 Defense Forces Training and Operations	0	0	0	0	15,017	1,334	0	0	0	0	15,017	1,334
7.3.07 Interior Forces Sustainment	0	0	0	0	256,889	38,233	0	0	0	0	256,889	38,233
7.3.08 Interior Forces Infrastructure	0	0	0	0	13,644	589	0	0	0	0	13,644	589
7.3.09 Interior Forces Equipment	0	0	0	0	10,959	0	0	0	0	0	10,959	0
7.3.10 Interior Forces Training and Operations	0	0	0	0	25,817	0	0	0	0	0	25,817	0
7.3.20 Other	0	0	0	0	0	277,714	0	0	0	0	0	277,714
<b>7.0 Other Support Sub-Total</b>	<b>0</b>	<b>0</b>	<b>0</b>	<b>0</b>	<b>3,324,916</b>	<b>2,840,709</b>	<b>0</b>	<b>0</b>	<b>0</b>	<b>0</b>	<b>3,324,916</b>	<b>2,840,709</b>
Iraq Train and Equip Fund												
7.7.1 Defense Forces	0	0	0	0	0	0	0	0	253,320	247,842	253,320	247,842
<b>7.0 Other Support Sub-Total</b>	<b>0</b>	<b>0</b>	<b>0</b>	<b>0</b>	<b>0</b>	<b>0</b>	<b>0</b>	<b>0</b>	<b>253,320</b>	<b>247,842</b>	<b>253,320</b>	<b>247,842</b>
<b>Army Reserve Total</b>	<b>0</b>	<b>0</b>	<b>0</b>	<b>0</b>	<b>22,083</b>	<b>14,846</b>	<b>0</b>	<b>0</b>	<b>0</b>	<b>0</b>	<b>22,083</b>	<b>14,846</b>
Operation and Maintenance, Army Reserve												
2.1 Temporary Duty (TDY)/Additional Duty (TAD)	0	0	0	0	10,283	8,509	0	0	0	0	10,283	8,509

**COST OF WAR**  
**Operation and Maintenance (O&M) Summary Execution by Operation, Component, Appropriation and Cost Breakdown Structure (CBS)**  
**Beginning Fiscal Year - 2017**  
**(Amounts in Thousands)**  
**As of September 30, 2017**

Component and Appropriation	Operation New Dawn (OND) / Post-OND Iraq Activities		Operation Enduring Freedom		Operation Freedom's Sentinel		Operation Noble Eagle		Operation Inherent Resolve		Summary	
	Obligations Year to Date	Disbursements Year to Date	Obligations Year to Date	Disbursements Year to Date	Obligations Year to Date	Disbursements Year to Date	Obligations Year to Date	Disbursements Year to Date	Obligations Year to Date	Disbursements Year to Date	Obligations Year to Date	Disbursements Year to Date
2.3 Medical Support/Health Services	0	0	0	0	6	3	0	0	0	0	6	3
2.5 Other Personnel Support	0	0	0	0	6,248	3,365	0	0	0	0	6,248	3,365
<b>2.0 Personnel Support Sub-Total</b>	<b>0</b>	<b>0</b>	<b>0</b>	<b>0</b>	<b>16,537</b>	<b>11,877</b>	<b>0</b>	<b>0</b>	<b>0</b>	<b>0</b>	<b>16,537</b>	<b>11,877</b>
3.2 Operations (OPTEMPO) (Fuel, Other POL, Parts)	0	0	0	0	253	168	0	0	0	0	253	168
3.3 Other Supplies & Equipment	0	0	0	0	1,071	457	0	0	0	0	1,071	457
3.4 Facilities/Base Support	0	0	0	0	27	26	0	0	0	0	27	26
3.6 (C4I)	0	0	0	0	951	514	0	0	0	0	951	514
3.7 Other Services and Miscellaneous Contracts	0	0	0	0	1,845	1,386	0	0	0	0	1,845	1,386
<b>3.0 Operating Support Sub-Total</b>	<b>0</b>	<b>0</b>	<b>0</b>	<b>0</b>	<b>4,147</b>	<b>2,551</b>	<b>0</b>	<b>0</b>	<b>0</b>	<b>0</b>	<b>4,147</b>	<b>2,551</b>
4.4 Port Handling/Inland Transportation	0	0	0	0	1,399	418	0	0	0	0	1,399	418
<b>4.0 Transportation Sub-Total</b>	<b>0</b>	<b>0</b>	<b>0</b>	<b>0</b>	<b>1,399</b>	<b>418</b>	<b>0</b>	<b>0</b>	<b>0</b>	<b>0</b>	<b>1,399</b>	<b>418</b>
<b>Army National Guard Total</b>	<b>0</b>	<b>0</b>	<b>0</b>	<b>0</b>	<b>59,607</b>	<b>34,531</b>	<b>0</b>	<b>0</b>	<b>0</b>	<b>0</b>	<b>59,607</b>	<b>34,531</b>
Operation and Maintenance, Army Natl Guard												
1.2.1 Civilian Premium Pay	0	0	0	0	191	165	0	0	0	0	191	165
<b>1.0 Personnel Sub-Total</b>	<b>0</b>	<b>0</b>	<b>0</b>	<b>0</b>	<b>191</b>	<b>165</b>	<b>0</b>	<b>0</b>	<b>0</b>	<b>0</b>	<b>191</b>	<b>165</b>
2.1 Temporary Duty (TDY)/Additional Duty (TAD)	0	0	0	0	146	117	0	0	0	0	146	117
2.2 Clothing and Other Personnel Equipment & Supplies	0	0	0	0	241	4	0	0	0	0	241	4
2.3 Medical Support/Health Services	0	0	0	0	680	558	0	0	0	0	680	558
2.4 Reserve Component Activation/Deactivation	0	0	0	0	7,307	5,112	0	0	0	0	7,307	5,112
2.5 Other Personnel Support	0	0	0	0	524	462	0	0	0	0	524	462
<b>2.0 Personnel Support Sub-Total</b>	<b>0</b>	<b>0</b>	<b>0</b>	<b>0</b>	<b>8,898</b>	<b>6,253</b>	<b>0</b>	<b>0</b>	<b>0</b>	<b>0</b>	<b>8,898</b>	<b>6,253</b>
3.1 Training	0	0	0	0	27	27	0	0	0	0	27	27
3.2 Operations (OPTEMPO) (Fuel, Other POL, Parts)	0	0	0	0	23,312	13,610	0	0	0	0	23,312	13,610
3.3 Other Supplies & Equipment	0	0	0	0	7,708	3,828	0	0	0	0	7,708	3,828
3.4 Facilities/Base Support	0	0	0	0	1,876	970	0	0	0	0	1,876	970
3.5.4 Contractor Logistics Support	0	0	0	0	592	297	0	0	0	0	592	297
3.6 (C4I)	0	0	0	0	8,747	4,762	0	0	0	0	8,747	4,762
3.7 Other Services and Miscellaneous Contracts	0	0	0	0	6,036	3,347	0	0	0	0	6,036	3,347
<b>3.0 Operating Support Sub-Total</b>	<b>0</b>	<b>0</b>	<b>0</b>	<b>0</b>	<b>48,298</b>	<b>26,841</b>	<b>0</b>	<b>0</b>	<b>0</b>	<b>0</b>	<b>48,298</b>	<b>26,841</b>
4.1 Airlift	0	0	0	0	308	105	0	0	0	0	308	105
4.4 Port Handling/Inland Transportation	0	0	0	0	1,897	1,167	0	0	0	0	1,897	1,167
4.5 Other Transportation	0	0	0	0	10	0	0	0	0	0	10	0
4.6 Second Destination Transportation	0	0	0	0	5	0	0	0	0	0	5	0
<b>4.0 Transportation Sub-Total</b>	<b>0</b>	<b>0</b>	<b>0</b>	<b>0</b>	<b>2,220</b>	<b>1,272</b>	<b>0</b>	<b>0</b>	<b>0</b>	<b>0</b>	<b>2,220</b>	<b>1,272</b>
<b>Navy/Marine Corps Total</b>	<b>0</b>	<b>0</b>	<b>0</b>	<b>0</b>	<b>6,422,295</b>	<b>4,336,607</b>	<b>0</b>	<b>0</b>	<b>671,966</b>	<b>410,859</b>	<b>7,094,261</b>	<b>4,747,466</b>
<b>Navy Total</b>	<b>0</b>	<b>0</b>	<b>0</b>	<b>0</b>	<b>4,946,777</b>	<b>3,554,679</b>	<b>0</b>	<b>0</b>	<b>560,709</b>	<b>357,140</b>	<b>5,507,486</b>	<b>3,911,819</b>
<b>Navy Active Total</b>	<b>0</b>	<b>0</b>	<b>0</b>	<b>0</b>	<b>4,916,936</b>	<b>3,535,813</b>	<b>0</b>	<b>0</b>	<b>560,709</b>	<b>357,140</b>	<b>5,477,645</b>	<b>3,892,953</b>
Operation and Maintenance, Navy												
1.2.1 Civilian Premium Pay	0	0	0	0	104,143	103,412	0	0	282	204	104,425	103,616
1.2.2 Civilian Temporary Hires	0	0	0	0	328	328	0	0	0	0	328	328
<b>1.0 Personnel Sub-Total</b>	<b>0</b>	<b>0</b>	<b>0</b>	<b>0</b>	<b>104,471</b>	<b>103,740</b>	<b>0</b>	<b>0</b>	<b>282</b>	<b>204</b>	<b>104,753</b>	<b>103,944</b>
2.1 Temporary Duty (TDY)/Additional Duty (TAD)	0	0	0	0	95,149	81,621	0	0	1,903	1,874	97,052	83,495
2.2 Clothing and Other Personnel Equipment & Supplies	0	0	0	0	13,400	3,851	0	0	49	47	13,449	3,898
2.3 Medical Support/Health Services	0	0	0	0	3,510	2,033	0	0	0	0	3,510	2,033
2.5 Other Personnel Support	0	0	0	0	11,696	4,465	0	0	0	0	11,696	4,465
2.7 Body Armor	0	0	0	0	2,425	626	0	0	0	0	2,425	626
<b>2.0 Personnel Support Sub-Total</b>	<b>0</b>	<b>0</b>	<b>0</b>	<b>0</b>	<b>126,180</b>	<b>92,596</b>	<b>0</b>	<b>0</b>	<b>1,952</b>	<b>1,921</b>	<b>128,132</b>	<b>94,517</b>
3.1 Training	0	0	0	0	91,909	41,794	0	0	0	0	91,909	41,794
3.2 Operations (OPTEMPO) (Fuel, Other POL, Parts)	0	0	0	0	981,994	843,008	0	0	259,663	259,663	1,241,657	1,102,671
3.3 Other Supplies & Equipment	0	0	0	0	218,380	168,713	0	0	2,913	355	221,293	169,068
3.4 Facilities/Base Support	0	0	0	0	215,548	104,406	0	0	0	0	215,548	104,406
3.5.1 Organization Level Maintenance	0	0	0	0	112,031	99,200	0	0	9,683	6,651	121,714	105,851
3.5.2 Intermediate Level Maintenance	0	0	0	0	59,405	33,504	0	0	2,000	2,000	61,405	35,504
3.5.3 Depot Level Maintenance	0	0	0	0	2,278,952	1,647,133	0	0	72,016	41,729	2,350,968	1,688,862
3.5.4 Contractor Logistics Support	0	0	0	0	25,200	13,892	0	0	2,000	2,000	27,200	15,892



**COST OF WAR**  
**Operation and Maintenance (O&M) Summary Execution by Operation, Component, Appropriation and Cost Breakdown Structure (CBS)**  
**Beginning Fiscal Year - 2017**  
**(Amounts in Thousands)**  
**As of September 30, 2017**

Component and Appropriation	Operation New Dawn (OND) / Post-OND Iraq Activities		Operation Enduring Freedom		Operation Freedom's Sentinel		Operation Noble Eagle		Operation Inherent Resolve		Summary	
	Obligations Year to Date	Disbursements Year to Date	Obligations Year to Date	Disbursements Year to Date	Obligations Year to Date	Disbursements Year to Date	Obligations Year to Date	Disbursements Year to Date	Obligations Year to Date	Disbursements Year to Date	Obligations Year to Date	Disbursements Year to Date
3.6 (C4I)	0	0	0	0	87,628	40,466	0	0	0	0	87,628	40,466
3.7 Other Services and Miscellaneous Contracts	0	0	0	0	308,708	112,842	0	0	207,006	39,423	515,714	152,265
3.8 IED Operation	0	0	0	0	22	0	0	0	0	0	22	0
<b>3.0 Operating Support Sub-Total</b>	<b>0</b>	<b>0</b>	<b>0</b>	<b>0</b>	<b>4,379,777</b>	<b>3,104,958</b>	<b>0</b>	<b>0</b>	<b>555,281</b>	<b>351,821</b>	<b>4,935,058</b>	<b>3,456,779</b>
4.1 Airlift	0	0	0	0	172,587	114,716	0	0	3,194	3,194	175,781	117,910
4.2 Sealift	0	0	0	0	117,604	113,386	0	0	0	0	117,604	113,386
4.4 Port Handling/Inland Transportation	0	0	0	0	5,841	3,755	0	0	0	0	5,841	3,755
4.5 Other Transportation	0	0	0	0	6,739	1,423	0	0	0	0	6,739	1,423
4.6 Second Destination Transportation	0	0	0	0	3,687	1,237	0	0	0	0	3,687	1,237
4.7 MRAP Vehicles Transportation	0	0	0	0	50	2	0	0	0	0	50	2
<b>4.0 Transportation Sub-Total</b>	<b>0</b>	<b>0</b>	<b>0</b>	<b>0</b>	<b>306,508</b>	<b>234,519</b>	<b>0</b>	<b>0</b>	<b>3,194</b>	<b>3,194</b>	<b>309,702</b>	<b>237,713</b>
<b>Navy Reserve Total</b>	<b>0</b>	<b>0</b>	<b>0</b>	<b>0</b>	<b>29,841</b>	<b>18,866</b>	<b>0</b>	<b>0</b>	<b>0</b>	<b>0</b>	<b>29,841</b>	<b>18,866</b>
Operation and Maintenance, Navy Reserve												
2.2 Clothing and Other Personnel Equipment & Supplies	0	0	0	0	689	270	0	0	0	0	689	270
2.3 Medical Support/Health Services	0	0	0	0	94	93	0	0	0	0	94	93
2.4 Reserve Component Activation/Deactivation	0	0	0	0	1,942	1,152	0	0	0	0	1,942	1,152
2.7 Body Armor	0	0	0	0	869	289	0	0	0	0	869	289
<b>2.0 Personnel Support Sub-Total</b>	<b>0</b>	<b>0</b>	<b>0</b>	<b>0</b>	<b>3,594</b>	<b>1,804</b>	<b>0</b>	<b>0</b>	<b>0</b>	<b>0</b>	<b>3,594</b>	<b>1,804</b>
3.1 Training	0	0	0	0	1,111	585	0	0	0	0	1,111	585
3.3 Other Supplies & Equipment	0	0	0	0	1,604	86	0	0	0	0	1,604	86
3.5.1 Organization Level Maintenance	0	0	0	0	304	0	0	0	0	0	304	0
3.5.3 Depot Level Maintenance	0	0	0	0	21,912	16,347	0	0	0	0	21,912	16,347
3.7 Other Services and Miscellaneous Contracts	0	0	0	0	1,276	32	0	0	0	0	1,276	32
<b>3.0 Operating Support Sub-Total</b>	<b>0</b>	<b>0</b>	<b>0</b>	<b>0</b>	<b>26,207</b>	<b>17,050</b>	<b>0</b>	<b>0</b>	<b>0</b>	<b>0</b>	<b>26,207</b>	<b>17,050</b>
4.6 Second Destination Transportation	0	0	0	0	40	12	0	0	0	0	40	12
<b>4.0 Transportation Sub-Total</b>	<b>0</b>	<b>0</b>	<b>0</b>	<b>0</b>	<b>40</b>	<b>12</b>	<b>0</b>	<b>0</b>	<b>0</b>	<b>0</b>	<b>40</b>	<b>12</b>
<b>Marine Corps Total</b>	<b>0</b>	<b>0</b>	<b>0</b>	<b>0</b>	<b>1,475,518</b>	<b>781,928</b>	<b>0</b>	<b>0</b>	<b>111,257</b>	<b>53,719</b>	<b>1,586,775</b>	<b>835,647</b>
<b>Marine Corps Active Total</b>	<b>0</b>	<b>0</b>	<b>0</b>	<b>0</b>	<b>1,472,887</b>	<b>779,356</b>	<b>0</b>	<b>0</b>	<b>111,257</b>	<b>53,719</b>	<b>1,584,144</b>	<b>833,075</b>
Operation and Maintenance, Marine Corps												
1.2.1 Civilian Premium Pay	0	0	0	0	27,727	22,937	0	0	0	0	27,727	22,937
1.2.2 Civilian Temporary Hires	0	0	0	0	113	88	0	0	0	0	113	88
<b>1.0 Personnel Sub-Total</b>	<b>0</b>	<b>0</b>	<b>0</b>	<b>0</b>	<b>27,840</b>	<b>23,025</b>	<b>0</b>	<b>0</b>	<b>0</b>	<b>0</b>	<b>27,840</b>	<b>23,025</b>
2.1 Temporary Duty (TDY)/Additional Duty (TAD)	0	0	0	0	59,072	50,007	0	0	2,724	2,164	61,796	52,171
2.2 Clothing and Other Personnel Equipment & Supplies	0	0	0	0	11,840	2,507	0	0	0	0	11,840	2,507
2.3 Medical Support/Health Services	0	0	0	0	3,591	2,006	0	0	0	0	3,591	2,006
2.5 Other Personnel Support	0	0	0	0	23,030	19,172	0	0	0	0	23,030	19,172
<b>2.0 Personnel Support Sub-Total</b>	<b>0</b>	<b>0</b>	<b>0</b>	<b>0</b>	<b>97,533</b>	<b>73,692</b>	<b>0</b>	<b>0</b>	<b>2,724</b>	<b>2,164</b>	<b>100,257</b>	<b>75,856</b>
3.1 Training	0	0	0	0	37,072	15,037	0	0	0	0	37,072	15,037
3.2 Operations (OPTEMPO) (Fuel, Other POL, Parts)	0	0	0	0	63,534	28,201	0	0	944	825	64,478	29,026
3.2.1 MRAP Vehicles Operation	0	0	0	0	3,530	191	0	0	0	0	3,530	191
3.3 Other Supplies & Equipment	0	0	0	0	467,510	326,345	0	0	1,883	1,051	469,393	327,396
3.4 Facilities/Base Support	0	0	0	0	188,701	46,575	0	0	0	0	188,701	46,575
3.5.1 Organization Level Maintenance	0	0	0	0	5,552	1,806	0	0	0	0	5,552	1,806
3.5.2 Intermediate Level Maintenance	0	0	0	0	10,555	4,492	0	0	17,314	19,059	27,869	23,551
3.5.3 Depot Level Maintenance	0	0	0	0	45,567	23,782	0	0	81,975	28,422	127,542	52,204
3.5.4 Contractor Logistics Support	0	0	0	0	69,476	17,020	0	0	0	0	69,476	17,020
3.5.6 MRAP Vehicles Equipment Maintenance	0	0	0	0	2,016	1,092	0	0	0	0	2,016	1,092
3.6 (C4I)	0	0	0	0	20,195	4,603	0	0	4,882	1,681	25,077	6,284
3.7 Other Services and Miscellaneous Contracts	0	0	0	0	321,786	135,421	0	0	1,544	526	323,330	135,947
<b>3.0 Operating Support Sub-Total</b>	<b>0</b>	<b>0</b>	<b>0</b>	<b>0</b>	<b>1,235,494</b>	<b>604,565</b>	<b>0</b>	<b>0</b>	<b>108,542</b>	<b>51,564</b>	<b>1,344,036</b>	<b>656,129</b>
4.1 Airlift	0	0	0	0	387	205	0	0	-9	-9	378	196
4.2 Sealift	0	0	0	0	99	46	0	0	0	0	99	46
4.4 Port Handling/Inland Transportation	0	0	0	0	106	67	0	0	0	0	106	67
4.5 Other Transportation	0	0	0	0	86,185	65,914	0	0	0	0	86,185	65,914
4.6 Second Destination Transportation	0	0	0	0	23,732	10,407	0	0	0	0	23,732	10,407
4.8 Retrograde of Personnel and Equipment	0	0	0	0	1,511	1,435	0	0	0	0	1,511	1,435

**COST OF WAR**  
**Operation and Maintenance (O&M) Summary Execution by Operation, Component, Appropriation and Cost Breakdown Structure (CBS)**  
**Beginning Fiscal Year - 2017**  
**(Amounts in Thousands)**  
**As of September 30, 2017**

Component and Appropriation	Operation New Dawn (OND) / Post-OND Iraq Activities		Operation Enduring Freedom		Operation Freedom's Sentinel		Operation Noble Eagle		Operation Inherent Resolve		Summary	
	Obligations Year to Date	Disbursements Year to Date	Obligations Year to Date	Disbursements Year to Date	Obligations Year to Date	Disbursements Year to Date	Obligations Year to Date	Disbursements Year to Date	Obligations Year to Date	Disbursements Year to Date	Obligations Year to Date	Disbursements Year to Date
<b>4.0 Transportation Sub-Total</b>	<b>0</b>	<b>0</b>	<b>0</b>	<b>0</b>	<b>112,020</b>	<b>78,074</b>	<b>0</b>	<b>0</b>	<b>-9</b>	<b>-9</b>	<b>112,011</b>	<b>78,065</b>
<b>Marine Corps Reserve Total</b>	<b>0</b>	<b>0</b>	<b>0</b>	<b>0</b>	<b>2,631</b>	<b>2,572</b>	<b>0</b>	<b>0</b>	<b>0</b>	<b>0</b>	<b>2,631</b>	<b>2,572</b>
Operation and Maintenance, USMC Reserve												
2.1 Temporary Duty (TDY)/Additional Duty (TAD)	0	0	0	0	2,469	2,416	0	0	0	0	2,469	2,416
2.2 Clothing and Other Personnel Equipment & Supplies	0	0	0	0	39	39	0	0	0	0	39	39
2.4 Reserve Component Activation/Deactivation	0	0	0	0	122	116	0	0	0	0	122	116
<b>2.0 Personnel Support Sub-Total</b>	<b>0</b>	<b>0</b>	<b>0</b>	<b>0</b>	<b>2,630</b>	<b>2,571</b>	<b>0</b>	<b>0</b>	<b>0</b>	<b>0</b>	<b>2,630</b>	<b>2,571</b>
3.2 Operations (OPTEMPO) (Fuel, Other POL, Parts)	0	0	0	0	1	1	0	0	0	0	1	1
<b>3.0 Operating Support Sub-Total</b>	<b>0</b>	<b>0</b>	<b>0</b>	<b>0</b>	<b>1</b>	<b>1</b>	<b>0</b>	<b>0</b>	<b>0</b>	<b>0</b>	<b>1</b>	<b>1</b>
<b>Air Force Total</b>	<b>0</b>	<b>0</b>	<b>0</b>	<b>0</b>	<b>7,291,180</b>	<b>4,195,392</b>	<b>20,706</b>	<b>20,280</b>	<b>2,112,782</b>	<b>1,726,077</b>	<b>9,424,668</b>	<b>5,941,749</b>
<b>Air Force Active Total</b>	<b>0</b>	<b>0</b>	<b>0</b>	<b>0</b>	<b>7,220,320</b>	<b>4,147,308</b>	<b>20,706</b>	<b>20,280</b>	<b>2,112,782</b>	<b>1,726,077</b>	<b>9,353,808</b>	<b>5,893,665</b>
Operation and Maintenance, Air Force												
1.2.2 Civilian Temporary Hires	0	0	0	0	49,095	47,096	1,973	1,828	4,091	3,981	55,159	52,905
<b>1.0 Personnel Sub-Total</b>	<b>0</b>	<b>0</b>	<b>0</b>	<b>0</b>	<b>49,095</b>	<b>47,096</b>	<b>1,973</b>	<b>1,828</b>	<b>4,091</b>	<b>3,981</b>	<b>55,159</b>	<b>52,905</b>
2.1 Temporary Duty (TDY)/Additional Duty (TAD)	0	0	0	0	194,868	150,686	1,412	1,282	22,808	17,897	219,088	169,865
2.2 Clothing and Other Personnel Equipment & Supplies	0	0	0	0	4,797	3,286	0	0	0	0	4,797	3,286
2.3 Medical Support/Health Services	0	0	0	0	28,447	23,217	182	65	2,712	2,129	31,341	25,411
2.5 Other Personnel Support	0	0	0	0	111,849	57,043	0	0	38,070	19,937	149,919	76,980
2.7 Body Armor	0	0	0	0	17,281	4,370	0	0	0	0	17,281	4,370
<b>2.0 Personnel Support Sub-Total</b>	<b>0</b>	<b>0</b>	<b>0</b>	<b>0</b>	<b>357,242</b>	<b>238,602</b>	<b>1,594</b>	<b>1,347</b>	<b>63,590</b>	<b>39,963</b>	<b>422,426</b>	<b>279,912</b>
3.1 Training	0	0	0	0	35,872	19,796	0	0	4,474	2,468	40,346	22,264
3.2 Operations (OPTEMPO) (Fuel, Other POL, Parts)	0	0	0	0	442,832	442,278	17,071	17,071	1,448,319	1,447,606	1,908,222	1,906,955
3.3 Other Supplies & Equipment	0	0	0	0	680,958	265,953	15	8	97,693	49,462	778,666	315,423
3.4 Facilities/Base Support	0	0	0	0	179,191	81,828	53	26	85,497	9,028	264,741	90,882
3.5.3 Depot Level Maintenance	0	0	0	0	2,121,818	1,067,204	0	0	7,400	0	2,129,218	1,067,204
3.6 (C4I)	0	0	0	0	1,054,254	439,258	0	0	46,481	4,646	1,100,735	443,904
3.7 Other Services and Miscellaneous Contracts	0	0	0	0	1,263,408	668,613	0	0	185,648	42,536	1,449,056	711,149
<b>3.0 Operating Support Sub-Total</b>	<b>0</b>	<b>0</b>	<b>0</b>	<b>0</b>	<b>5,778,333</b>	<b>2,984,930</b>	<b>17,139</b>	<b>17,105</b>	<b>1,875,512</b>	<b>1,555,746</b>	<b>7,670,984</b>	<b>4,557,781</b>
4.1 Airlift	0	0	0	0	891,495	788,030	0	0	159,678	120,402	1,051,173	908,432
4.2 Sealift	0	0	0	0	31	10	0	0	0	0	31	10
4.5 Other Transportation	0	0	0	0	140,932	85,849	0	0	9,451	5,532	150,383	91,381
4.8 Retrograde of Personnel and Equipment	0	0	0	0	3,192	2,791	0	0	292	292	3,484	3,083
<b>4.0 Transportation Sub-Total</b>	<b>0</b>	<b>0</b>	<b>0</b>	<b>0</b>	<b>1,035,650</b>	<b>876,680</b>	<b>0</b>	<b>0</b>	<b>169,421</b>	<b>126,226</b>	<b>1,205,071</b>	<b>1,002,906</b>
7.6.2 U.S. Trainer/Enabler	0	0	0	0	0	0	0	0	168	161	168	161
<b>7.0 Other Support Sub-Total</b>	<b>0</b>	<b>0</b>	<b>0</b>	<b>0</b>	<b>0</b>	<b>0</b>	<b>0</b>	<b>0</b>	<b>168</b>	<b>161</b>	<b>168</b>	<b>161</b>
<b>Air Force Reserve Total</b>	<b>0</b>	<b>0</b>	<b>0</b>	<b>0</b>	<b>56,273</b>	<b>41,803</b>	<b>0</b>	<b>0</b>	<b>0</b>	<b>0</b>	<b>56,273</b>	<b>41,803</b>
Operation and Maintenance, Air Force Reserve												
2.1 Temporary Duty (TDY)/Additional Duty (TAD)	0	0	0	0	2,790	1,818	0	0	0	0	2,790	1,818
<b>2.0 Personnel Support Sub-Total</b>	<b>0</b>	<b>0</b>	<b>0</b>	<b>0</b>	<b>2,790</b>	<b>1,818</b>	<b>0</b>	<b>0</b>	<b>0</b>	<b>0</b>	<b>2,790</b>	<b>1,818</b>
3.3 Other Supplies & Equipment	0	0	0	0	263	263	0	0	0	0	263	263
3.4 Facilities/Base Support	0	0	0	0	2,217	758	0	0	0	0	2,217	758
3.5.3 Depot Level Maintenance	0	0	0	0	32,668	26,887	0	0	0	0	32,668	26,887
3.5.4 Contractor Logistics Support	0	0	0	0	18,335	12,077	0	0	0	0	18,335	12,077
<b>3.0 Operating Support Sub-Total</b>	<b>0</b>	<b>0</b>	<b>0</b>	<b>0</b>	<b>53,483</b>	<b>39,985</b>	<b>0</b>	<b>0</b>	<b>0</b>	<b>0</b>	<b>53,483</b>	<b>39,985</b>
<b>Air Force National Guard Total</b>	<b>0</b>	<b>0</b>	<b>0</b>	<b>0</b>	<b>14,587</b>	<b>6,281</b>	<b>0</b>	<b>0</b>	<b>0</b>	<b>0</b>	<b>14,587</b>	<b>6,281</b>
Operation and Maintenance, Air Natl Guard												
2.1 Temporary Duty (TDY)/Additional Duty (TAD)	0	0	0	0	580	521	0	0	0	0	580	521
<b>2.0 Personnel Support Sub-Total</b>	<b>0</b>	<b>0</b>	<b>0</b>	<b>0</b>	<b>580</b>	<b>521</b>	<b>0</b>	<b>0</b>	<b>0</b>	<b>0</b>	<b>580</b>	<b>521</b>
3.1 Training	0	0	0	0	6	6	0	0	0	0	6	6
3.3 Other Supplies & Equipment	0	0	0	0	1,699	1,367	0	0	0	0	1,699	1,367
3.4 Facilities/Base Support	0	0	0	0	671	386	0	0	0	0	671	386
3.6 (C4I)	0	0	0	0	77	67	0	0	0	0	77	67

**COST OF WAR**  
**Operation and Maintenance (O&M) Summary Execution by Operation, Component, Appropriation and Cost Breakdown Structure (CBS)**  
**Beginning Fiscal Year - 2017**  
**(Amounts in Thousands)**  
**As of September 30, 2017**

Component and Appropriation	Operation New Dawn (OND) / Post-OND Iraq Activities		Operation Enduring Freedom		Operation Freedom's Sentinel		Operation Noble Eagle		Operation Inherent Resolve		Summary	
	Obligations Year to Date	Disbursements Year to Date	Obligations Year to Date	Disbursements Year to Date	Obligations Year to Date	Disbursements Year to Date	Obligations Year to Date	Disbursements Year to Date	Obligations Year to Date	Disbursements Year to Date	Obligations Year to Date	Disbursements Year to Date
3.7 Other Services and Miscellaneous Contracts	0	0	0	0	11,554	3,934	0	0	0	0	11,554	3,934
<b>3.0 Operating Support Sub-Total</b>	<b>0</b>	<b>0</b>	<b>0</b>	<b>0</b>	<b>14,007</b>	<b>5,760</b>	<b>0</b>	<b>0</b>	<b>0</b>	<b>0</b>	<b>14,007</b>	<b>5,760</b>
<b>Defense Health Program Total</b>	<b>0</b>	<b>0</b>	<b>0</b>	<b>0</b>	<b>331,606</b>	<b>277,044</b>	<b>0</b>	<b>0</b>	<b>0</b>	<b>0</b>	<b>331,606</b>	<b>277,044</b>
Defense Health Program, Defense												
2.3 Medical Support/Health Services	0	0	0	0	331,606	277,044	0	0	0	0	331,606	277,044
<b>2.0 Personnel Support Sub-Total</b>	<b>0</b>	<b>0</b>	<b>0</b>	<b>0</b>	<b>331,606</b>	<b>277,044</b>	<b>0</b>	<b>0</b>	<b>0</b>	<b>0</b>	<b>331,606</b>	<b>277,044</b>
<b>DODIG Total</b>	<b>0</b>	<b>0</b>	<b>0</b>	<b>0</b>	<b>4,471</b>	<b>1,880</b>	<b>0</b>	<b>0</b>	<b>7,603</b>	<b>3,516</b>	<b>12,074</b>	<b>5,396</b>
Office of the Inspector General, Defense												
1.2.1 Civilian Premium Pay	0	0	0	0	2,943	926	0	0	4,541	1,351	7,484	2,277
1.2.2 Civilian Temporary Hires	0	0	0	0	1,293	833	0	0	2,040	1,250	3,333	2,083
<b>1.0 Personnel Sub-Total</b>	<b>0</b>	<b>0</b>	<b>0</b>	<b>0</b>	<b>4,236</b>	<b>1,759</b>	<b>0</b>	<b>0</b>	<b>6,581</b>	<b>2,601</b>	<b>10,817</b>	<b>4,360</b>
2.1 Temporary Duty (TDY)/Additional Duty (TAD)	0	0	0	0	129	121	0	0	737	722	866	843
2.2 Clothing and Other Personnel Equipment & Supplies	0	0	0	0	4	0	0	0	11	6	15	6
<b>2.0 Personnel Support Sub-Total</b>	<b>0</b>	<b>0</b>	<b>0</b>	<b>0</b>	<b>133</b>	<b>121</b>	<b>0</b>	<b>0</b>	<b>748</b>	<b>728</b>	<b>881</b>	<b>849</b>
3.1.0 Care-in-Store	0	0	0	0	0	0	0	0	2	0	2	0
3.3 Other Supplies & Equipment	0	0	0	0	0	0	0	0	15	15	15	15
3.6 (C4I)	0	0	0	0	0	0	0	0	60	4	60	4
3.7 Other Services and Miscellaneous Contracts	0	0	0	0	102	0	0	0	197	168	299	168
<b>3.0 Operating Support Sub-Total</b>	<b>0</b>	<b>0</b>	<b>0</b>	<b>0</b>	<b>102</b>	<b>0</b>	<b>0</b>	<b>0</b>	<b>274</b>	<b>187</b>	<b>376</b>	<b>187</b>
<b>Defense Agency Total</b>	<b>0</b>	<b>0</b>	<b>0</b>	<b>0</b>	<b>3,451,627</b>	<b>1,831,035</b>	<b>0</b>	<b>0</b>	<b>630,211</b>	<b>365,900</b>	<b>4,081,838</b>	<b>2,196,935</b>
Operation and Maintenance, Defense-Wide												
1.2.1 Civilian Premium Pay	0	0	0	0	89,517	82,472	0	0	62	62	89,579	82,534
1.2.2 Civilian Temporary Hires	0	0	0	0	13,274	12,213	0	0	1,901	1,789	15,175	14,002
<b>1.0 Personnel Sub-Total</b>	<b>0</b>	<b>0</b>	<b>0</b>	<b>0</b>	<b>102,791</b>	<b>94,685</b>	<b>0</b>	<b>0</b>	<b>1,963</b>	<b>1,851</b>	<b>104,754</b>	<b>96,536</b>
2.1 Temporary Duty (TDY)/Additional Duty (TAD)	0	0	0	0	151,683	129,855	0	0	5,122	4,740	156,805	134,595
2.2 Clothing and Other Personnel Equipment & Supplies	0	0	0	0	2,858	1,887	0	0	0	0	2,858	1,887
2.3 Medical Support/Health Services	0	0	0	0	10,128	5,334	0	0	30	30	10,158	5,364
2.5 Other Personnel Support	0	0	0	0	67,000	62,783	0	0	0	0	67,000	62,783
<b>2.0 Personnel Support Sub-Total</b>	<b>0</b>	<b>0</b>	<b>0</b>	<b>0</b>	<b>231,669</b>	<b>199,859</b>	<b>0</b>	<b>0</b>	<b>5,152</b>	<b>4,770</b>	<b>236,821</b>	<b>204,629</b>
3.1 Training	0	0	0	0	33,642	20,056	0	0	2,320	1,567	35,962	21,623
3.2 Operations (OPTEMPO) (Fuel, Other POL, Parts)	0	0	0	0	179,835	112,870	0	0	108,716	88,138	288,551	201,008
3.3 Other Supplies & Equipment	0	0	0	0	142,097	79,362	0	0	13,310	6,242	155,407	85,604
3.4 Facilities/Base Support	0	0	0	0	4,855	201	0	0	71	41	4,926	242
3.5.1 Organization Level Maintenance	0	0	0	0	617	371	0	0	0	0	617	371
3.5.2 Intermediate Level Maintenance	0	0	0	0	3,680	2,467	0	0	0	0	3,680	2,467
3.5.3 Depot Level Maintenance	0	0	0	0	31,854	5,355	0	0	0	0	31,854	5,355
3.5.4 Contractor Logistics Support	0	0	0	0	355,461	153,365	0	0	60,585	26,303	416,046	179,668
3.5.6 MRAP Vehicles Equipment Maintenance	0	0	0	0	85,113	32,009	0	0	0	0	85,113	32,009
3.6 (C4I)	0	0	0	0	434,650	118,951	0	0	49,546	13,835	484,196	132,786
3.7 Other Services and Miscellaneous Contracts	0	0	0	0	1,423,333	687,711	0	0	88,318	54,137	1,511,651	741,848
3.9 Psychological Operations (Information Operations)	0	0	0	0	6,047	11	0	0	0	0	6,047	11
<b>3.0 Operating Support Sub-Total</b>	<b>0</b>	<b>0</b>	<b>0</b>	<b>0</b>	<b>2,701,184</b>	<b>1,212,729</b>	<b>0</b>	<b>0</b>	<b>322,866</b>	<b>190,263</b>	<b>3,024,050</b>	<b>1,402,992</b>
4.1 Airlift	0	0	0	0	231,560	168,185	0	0	75,013	61,235	306,573	229,420
4.2 Sealift	0	0	0	0	5,583	1,368	0	0	0	0	5,583	1,368
4.4 Port Handling/Inland Transportation	0	0	0	0	3,115	2,647	0	0	0	0	3,115	2,647
4.5 Other Transportation	0	0	0	0	50,846	40,322	0	0	922	498	51,768	40,820
4.6 Second Destination Transportation	0	0	0	0	130	48	0	0	0	0	130	48
<b>4.0 Transportation Sub-Total</b>	<b>0</b>	<b>0</b>	<b>0</b>	<b>0</b>	<b>291,234</b>	<b>212,570</b>	<b>0</b>	<b>0</b>	<b>75,935</b>	<b>61,733</b>	<b>367,169</b>	<b>274,303</b>
7.1.90 Coalition Readiness Support Program (CRSP)	0	0	0	0	18,398	10,400	0	0	0	0	18,398	10,400
7.2.1 Transportation Support	0	0	0	0	14,000	8,442	0	0	0	0	14,000	8,442
7.2.2 Logistic Support	0	0	0	0	92,351	92,350	0	0	0	0	92,351	92,350
7.6.1 Trainee Equip/Support	0	0	0	0	0	0	0	0	201,695	92,393	201,695	92,393
7.6.2 U.S. Trainer/Enabler	0	0	0	0	0	0	0	0	22,600	14,890	22,600	14,890
<b>7.0 Other Support Sub-Total</b>	<b>0</b>	<b>0</b>	<b>0</b>	<b>0</b>	<b>124,749</b>	<b>111,192</b>	<b>0</b>	<b>0</b>	<b>224,295</b>	<b>107,283</b>	<b>349,044</b>	<b>218,475</b>

**FY 2017 Cost of War for FY 2017 Appropriations**

**FY 2017 Estimate of Cost of War for FY 2017 Appropriations  
(Amounts in Thousands)  
As of September 30, 2017**

APPROPRIATION Fiscal Year 2017 Accounts	Notes	Funds Appropriated 1/	Funds Transferred	Funds Available	Obligations September 2017	Obligations CFI 2/	Disbursements CFI 3/	Unpaid Obligations	Unobligated Balance	Percent Obligated
21 2017/2017 2010 Military Personnel, Army	/6	2,042,682	-14,608	2,028,074	99,387	2,101,783	2,101,783	0	-73,709	104%
21 2017/2017 2070 Reserve Personnel, Army		17,084	0	17,084	1,378	15,514	14,098	1,416	1,570	91%
21 2017/2017 2060 National Guard Personnel, Army		131,630	3,358	134,988	5,352	134,988	116,006	18,982	0	100%
21 2017/2017 2020 Operation and Maintenance, Army	/5	14,813,205	-81,781	14,731,424	1,922,217	14,601,119	6,962,632	7,638,487	130,305	99%
21 2017/2017 2080 Operation and Maintenance, Army Reserve	/5 /6	23,910	-1,912	21,998	1,769	22,083	14,846	7,237	-85	100%
21 2017/2017 2065 Operation and Maintenance, Army Natl Guard	/5	65,250	610	65,860	-27,667	59,607	34,531	25,076	6,253	91%
21 2017/2019 2031 Aircraft Procurement, Army		253,711	194,140	447,851	7,554	152,945	12,248	140,697	294,906	34%
21 2017/2019 2032 Missile Procurement, Army		324,507	36,700	361,207	28,258	324,552	1,925	322,627	36,655	90%
21 2017/2019 2033 Procurement of Weapons & Tracked Vehicles		22,410	0	22,410	0	22,030	211	21,819	380	98%
21 2017/2019 2034 Procurement of Ammunition, Army		88,460	9,100	97,560	43,134	72,589	1,833	70,756	24,971	74%
21 2017/2019 2035 Other Procurement, Army		926,195	38,300	964,495	225,231	687,244	60,740	626,504	277,251	71%
21 2017/2018 2040 Research, Development, Test, and Eval, Army		271,789	15,600	287,389	10662	176,813	33,974	142,839	110,576	62%
21 2017/2021 2050 Military Construction, Army		11,500	0	11,500	0	0	0	0	11,500	0%
17 2017/2017 1453 Military Personnel, Navy	/6	334,781	0	334,781	35,416	369,353	369,319	34	-34,572	110%
17 2017/2017 1405 Reserve Personnel, Navy	/6	11,929	0	11,929	1,279	14,460	12,592	1,868	-2,531	121%
17 2017/2017 1804 Operation and Maintenance, Navy	/5 /6	5,245,390	5,473	5,250,863	419,300	5,477,645	3,892,953	1,584,692	-226,782	104%
17 2017/2017 1806 Operation and Maintenance, Navy Reserve	/6	26,265	0	26,265	2,987	29,841	18,866	10,975	-3,576	114%
17 2017/2019 1506 Aircraft Procurement, Navy		419,149	28,335	447,484	128922	276,132	9,550	266,582	171,352	62%
17 2017/2019 1507 Weapons Procurement, Navy		8,600	0	8,600	0	5,486	0	5,486	3,114	64%
17 2017/2019 1508 Procurement of Ammunition, Navy and USMC		123,380	0	123,380	2,181	109,228	0	109,228	14,152	89%
17 2017/2019 1810 Other Procurement, Navy	/6	42,397	6,531	48,928	63,030	77,645	2,735	74,910	-28,717	159%
17 2017/2018 1319 Research, Development, Test, and Eval, Navy		39,407	0	39,407	1,000	28,386	2,885	25,501	11,021	72%
17 2017/2021 1205 Military Construction, Navy and Marine Corps	6/	0	0	0	23	190	0	190	-190	#DIV/0!
17 2017/2017 1105 Military Personnel, Marine Corps		185,573	-51,006	134,567	10,216	103,312	0	103,312	31,255	77%
17 2017/2017 1108 Reserve Personnel, Marine Corps	6/	3,764	0	3,764	65	3,835	0	3,835	-71	102%
17 2017/2017 1106 Operation and Maintenance, Marine Corps	/5 /6	1,056,632	0	1,056,632	543,784	1,584,144	833,075	751,069	-527,512	150%
17 2017/2017 1107 Operation and Maintenance, USMC Reserve		3,304	0	3,304	20	2,631	2,572	59	673	80%
17 2017/2019 1109 Procurement, Marine Corps		147,011	20,700	167,711	6,779	51,764	12,939	38,825	115,947	31%
57 2017/2017 3500 Military Personnel, Air Force	/6	857,111	0	857,111	70,902	860,901	860,901	0	-3,790	100%
57 2017/2017 3700 Reserve Personnel, Air Force		20,535	272	20,807	3,108	20,567	15,540	5,027	240	99%
57 2017/2017 3850 National Guard Personnel, Air Force		5,288	52	5,340	746	5,128	4,636	492	212	96%
57 2017/2017 3400 Operation and Maintenance, Air Force	/5	9,336,307	72,006	9,408,313	906,598	9,353,808	5,893,665	3,460,143	54,505	99%
57 2017/2017 3740 Operation and Maintenance, Air Force Reserve		57,586	0	57,586	7,262	56,273	41,803	14,470	1,313	98%
57 2017/2017 3840 Operation and Maintenance, Air Natl Guard		20,000	0	20,000	5,586	14,587	6,281	8,306	5,413	73%
57 2017/2019 3010 Aircraft Procurement, Air Force		820,919	0	820,919	13	32,938	9,519	23,419	787,981	4%
57 2017/2019 3020 Missile Procurement, Air Force		134,295	0	134,295	579	717	88	629	133,578	1%
57 2017/2019 3011 Procurement of Ammunition, Air Force	6/	151,908	1,020	152,928	7,212	404,371	0	404,371	-251,443	264%
57 2017/2019 3080 Other Procurement, Air Force		249,576	22,665	272,241	9,461	12,618	30	12,588	259,623	5%
57 2017/2018 3600 Research, Development, Test and Eval, Air Force		59,740	21,643	81,383	0	0	0	0	81,383	0%
57 2017/2021 3300 Military Construction, Air Force		20,011	0	20,011	0	0	0	0	20,011	0%
97 2017/2017 0100 Operation and Maintenance, Defense-Wide	/5	6,607,347	-2,026,728	4,580,619	527,714	4,063,440	2,186,535	1,876,905	517,179	89%
97 2017/2018 0100 Operation and Maintenance, Defense-Wide		0	1,670,000	1,670,000	7,998	18,398	10,400	7,998	1,651,602	1%
97 2017/2017 0107 Office of the Inspector General, Defense		22,062	-5,000	17,062	465	12,074	5,396	6,678	4,988	71%

**FY 2017 Estimate of Cost of War for FY 2017 Appropriations  
(Amounts in Thousands)  
As of September 30, 2017**

APPROPRIATION Fiscal Year 2017 Accounts	Notes	Funds Appropriated 1/	Funds Transferred	Funds Available	Obligations September 2017	Obligations CFI 2/	Disbursements CFI 3/	Unpaid Obligations	Unobligated Balance	Percent Obligated
97 2017/2017 0130 Defense Health Program, Defense	/6	322,859	0	322,859	31,000	331,606	277,044	54,562	-8,747	103%
97 2017/2019 0300 Procurement, Defense-Wide		351,437	78,070	429,507	34,412	222,934	56,349	166,585	206,573	52%
97 2017/2018 0400 Research, Development, Test and Eval, Defense	6/	0	0	0	0	1,972	113	1,859	-1,972	#DIV/0!
97 2017/XXXX 4930 Defense Working Capital Funds, Defense		95,481	0	95,481	0	1,109	0	1,109	94,372	1%
21 2017/2018 2091 Afghanistan Security Forces Fund, Army		4,262,715	0	4,262,715	270,023	3,324,916	2,840,709	484,207	937,799	78%
21 2017/2019 2093 Joint Improvised Explosive Device Defeat Fund		87,800	0	87,800	129	87,790	33,120	54,670	10	100%
21 2017/2018 2097 Iraq Train and Equip Fund		289,500	0	289,500	-24,557	253,320	247,842	5,478	36,180	88%
97 2017/2017 0105 Drug Interdiction & Cntr Drug Activities		191,533	-107,000	84,533	0	0	0	0	84,533	0%
97 2017/2019 2093 Joint Improvised Explosive Device Defeat Fund		339,472	0	339,472	124,520	309,290	26,200	283,090	30,182	91%
21 2017/2018 2099 Counter-ISIL Train and Equip Fund		1,606,400	-168,268	1,438,132	217,636	534,630	238,648	295,982	903,502	37%
<b>Sub-Total</b>		<b>52,549,797</b>	<b>-231,728</b>	<b>52,318,069</b>	<b>5,733,084</b>	<b>46,428,706</b>	<b>27,267,132</b>	<b>19,161,574</b>	<b>5,889,363</b>	<b>89%</b>
Non-War Funds	4/	29,728,110	0	29,728,110	0	0	0	0	29,728,110	0%
Operation Noble Eagle - Baseline Funds	2/	0	0	97,967	0	0	0	0	97,967	0%
<b>Grand Total</b>		<b>82,277,907</b>	<b>-231,728</b>	<b>82,144,146</b>	<b>5,733,084</b>	<b>46,428,706</b>	<b>27,267,132</b>	<b>19,161,574</b>	<b>35,715,440</b>	<b>20%</b>

**FY 2017 Estimate of Cost of War for FY 2017 Appropriations  
(Amounts in Thousands)  
As of September 30, 2017**

---

**FY 2017 Status of Funds Footnotes:**

---

1/ Reflects funding provided in Public Law 114-223, the Continuing Resolutions Act, 2017.

2/ Obligations include **\$97,967** for Operation Noble Eagle (ONE) as a cost of war.

3/ CFI is Cumulative From Inception.

4/ Table 2 reflects Non-War funds whose execution is not included in the DoD Cost of War Report.

5/ Table 3 reflects OCO funding that was reduced by **\$355,041** due to a congressional mark that was applied to the Department of Defense Appropriations Act, 2016.

6/ Obligations that exceed funds available reflect cash flowing from baseline operations.

**FY 2017 Estimate of Cost of War for FY 2017 Appropriations  
(Amounts in Thousands)  
As of September 30, 2017**

**Table 1 -- Reprogramming Actions into/out of Cost of War Funds**

Reprogramming Action:	1	2	3	4
<b>APPROPRIATION</b>				
2017/2017 Military Personnel, Army		22,092		-36,700
2017/2017 National Guard Personnel, Army	744		2,126	
2017/2017 Operation and Maintenance, Army	45,000		100,968	-253,692
2017/2017 Operation and Maintenance, Army Reserve				-1,912
2017/2017 Operation and Maintenance, Army Natl Guard			610	
2017/2019 Aircraft Procurement, Army			116,100	78,040
2017/2019 Missile Procurement, Army				36,700
2017/2019 Procurement of Ammunition, Army				9,100
2017/2019 Other Procurement, Army			4,900	33,400
2017/2018 Research, Development, Test, and Eval, Army				15,600
2017/2017 Operation and Maintenance, Navy	850		4,123	
2017/2019 Aircraft Procurement, Navy			28,335	
2017/2019 Other Procurement, Navy			6,531	
2017/2017 Military Personnel, Marine Corps				-51,006
2017/2019 Procurement, Marine Corps			20,700	
2017/2017 Reserve Personnel, Air Force	272			
2017/2017 National Guard Personnel, Air Force				
2017/2017 Operation and Maintenance, Air Force	18,534		11,455	
2017/2019 Procurement of Ammunition, Air Force				1,020
2017/2019 Other Procurement, Air Force			9,622	12,743
2017/2018 Research, Development, Test and Eval, Air Force				21,643
2017/2017 Operation and Maintenance, Defense-Wide	229,000		28,735	-627,463
2017/2018 Operation and Maintenance, Defense-Wide	11,000			
2017/2017 Office of the Inspector General, Defense				-5,000
2017/2019 Procurement, Defense-Wide			77,770	
2017/2017 Drug Interdiction & Cntr Drug Activities	-35,400			
2017/2018 Counter-ISIL Train and Equip Fund				-168,268
<b>Reprogramming Total</b>	<b>270,000</b>	<b>22,092</b>	<b>411,975</b>	<b>-935,795</b>
<b>Cumulative Reprogramming Total</b>	<b>270,000</b>	<b>292,092</b>	<b>704,067</b>	<b>-231,728</b>

1. FY 17-05 PA; Counterterrorism Partnership Funds for Syria Train & Equip, (220,000)  
FY 17-01 PA; Counterterrorism Partnership Funds for Syria Train & Equip, (50,000)  
FY 17-01 IR; Drug Interdiction and Counter-Drug Activities, Defense, (Zero Net Change)  
FY 17-02 LT; Directed transfer in DoD Appropriation Act, (Zero Net Change)
2. Base to OCO Declaration, Military Personnel, Army, (22,092)
3. FY 17-10 IR; Intelligence, Surveillance, and Reconnaissance Request, (52,160)  
FY 17-19 IR; Intelligence, Surveillance, and Reconnaissance Request, (251,490)  
FY 17-23 IR; Drug Interdiction and Counter-Drug Activities, Defense, (107,725)  
FY 17-23 IR; NDU - Counter Drug Reprogrammed Funds, (600)



**FY 2017 Estimate of Cost of War for FY 2017 Appropriations  
(Amounts in Thousands)  
As of September 30, 2017**

**Table 2 -- Non-War Programs or Programs Whose Execution Is Not Included in the DoD Cost of War Report**

Non-War/Not Reported on the DoD Cost of War Report	Fund Item Description	Military Personnel	Operation & Maintenance	Procurement	Research, Development, Test, & Evaluation	Revolving Funds and Military Construction	Total
21 2017/2017 2020 Operation and Maintenance, Army	Congressional transfer from Title II to Title IX		1,257,708				1,257,708
17 2017/2017 1804 Operation and Maintenance, Navy	Congressional transfer from Title II to Title IX		1,225,000				1,225,000
17 2017/2017 1106 Operation and Maintenance, Marine Corps	Congressional transfer from Title II to Title IX		375,000				375,000
57 2017/2017 3400 Operation and Maintenance, Air Force	Congressional transfer from Title II to Title IX		1,225,000				1,225,000
<b>Operation and Maintenance, Subtotal</b>			<b>4,082,708</b>				<b>4,082,708</b>
97 2016/2018 0350 National Guard and Reserve Equipment, Defense	Baseline Programs funded by Congress in OCO			750,000			750,000
Title X - Additional Appropriations	Baseline Programs funded by Congress in OCO	17,610	4,504,823	4,223,518	599,723	520,233	9,865,907
Bipartisan Budget Agreement of 2015	Baseline Programs funded by Congress in OCO	62,965	3,599,478	1,170,599	38,023	38,409	4,909,474
European Reassurance Initiative		147,549	1,626,493	1,396,952	125,880	46,833	3,343,707
Ukraine Security Assistance Initiative			150,000				150,000
Intelligence, Surveillance, Reconnaissance Task Force			500,000				500,000
Classified Programs			1,575,514	4,134,719	416,081		6,126,314
<b>Non-War Programs Totals</b>			<b>16,039,016</b>	<b>11,675,788</b>	<b>1,179,707</b>	<b>605,475</b>	<b>29,728,110</b>

**Table 3 -- Section 8128 Fuel Saving applied to Overseas Contingency Operations**

Non-War/Not Reported on the DoD Cost of War Report	Fund Item Description	Operation & Maintenance	Total
21 2017/2017 2020 Operation and Maintenance, Army	Fuel Reduction	179,148	179,148
21 2017/2017 2080 Operation and Maintenance, Army Reserve	Fuel Reduction	210	210
21 2017/2017 2065 Operation and Maintenance, Army National Guard	Fuel Reduction	1,657	1,657
17 2017/2017 1804 Operation and Maintenance, Navy	Fuel Reduction	80,413	80,413
17 2017/2017 1106 Operation and Maintenance, Marine Corps	Fuel Reduction	6,023	6,023
57 2017/2017 3400 Operation and Maintenance, Air Force	Fuel Reduction	75,139	75,139
97 2017/2017 0100 Operation and Maintenance, USSOCOM	Fuel Reduction	11,210	11,210
97 2017/2017 0100 Operation and Maintenance, Other	Fuel Reduction	1,241	1,241
<b>Operation and Maintenance, Total</b>		<b>355,041</b>	<b>355,041</b>

**FY 2017 Cost of War for FY 2016 Appropriations**

**FY 2017 Estimate of Cost of War for FY 2016 Appropriations  
(Amounts in Thousands)  
As of September 30, 2017**

APPROPRIATION Fiscal Year 2016 Accounts	Notes	Funds Appropriated	Funds Transferred	Funds Available	Obligations September 2017	Obligations CFI	Disbursements CFI	Unpaid Obligations	Unobligated Balance	Percent Obligated
21 2016/2016 2010 Military Personnel, Army	7/	1,846,356	20,653	1,867,009	0	1,905,673	1,905,673	0	-38,664	102%
21 2016/2016 2070 Reserve Personnel, Army		17,162	0	17,162	-3	17,122	16,063	1,059	40	100%
21 2016/2016 2060 National Guard Personnel, Army		149,015	-18,399	130,616	-14	125,371	119,815	5,556	5,245	96%
21 2016/2016 2020 Operation and Maintenance, Army	6/ 7/	11,668,548	1,798,038	13,466,586	-3,851	13,503,930	6,693,756	6,810,174	-37,344	100%
21 2016/2016 2080 Operation and Maintenance, Army Reserve	6/ 7/	24,554	0	24,554	0	25,611	17,986	7,625	-1,057	104%
21 2016/2016 2065 Operation and Maintenance, Army Natl Guard		60,845	0	60,845	0	51,066	30,163	20,903	9,779	84%
21 2016/2018 2031 Aircraft Procurement, Army		161,987	111,300	273,287	3,939	271,709	177,804	93,905	1,578	99%
21 2016/2018 2032 Missile Procurement, Army		37,260	0	37,260	1,857	35,160	4,863	30,297	2,100	94%
21 2016/2018 2033 Procurement of Weapons & Tracked Vehicles, Army		486,630	0	486,630	6,194	461,944	230,671	231,273	24,686	95%
21 2016/2018 2034 Procurement of Ammunition, Army		222,040	20,678	242,718	7,988	208,943	58,789	150,154	33,775	86%
21 2016/2018 2035 Other Procurement, Army		1,175,596	-24,471	1,151,125	36,151	1,140,260	623,335	516,925	10,865	99%
21 2016/2017 2040 Research, Development, Test, and Eval, Army		1,500	0	1,500	10	1,500	1,294	206	0	100%
17 2016/2016 1453 Military Personnel, Navy		251,011	92,841	343,852	0	342,551	340,889	1,662	1,301	100%
17 2016/2016 1405 Reserve Personnel, Navy		12,693	0	12,693	0	12,693	12,453	240	0	100%
17 2016/2016 1804 Operation and Maintenance, Navy	6/ 7/	4,789,789	219,669	5,009,458	0	5,062,035	3,628,162	1,433,873	-52,577	101%
17 2016/2016 1806 Operation and Maintenance, Navy Reserve	6/	31,462	0	31,462	0	31,406	22,127	9,279	56	100%
17 2016/2018 1506 Aircraft Procurement, Navy		210,990	0	210,990	33,900	195,667	76,052	119,615	15,323	93%
17 2016/2018 1508 Procurement of Ammunition, Navy and USMC		117,966	49,047	167,013	0	117,467	49,360	68,107	49,546	70%
17 2016/2018 1810 Other Procurement, Navy		186	0	186	0	86	86	0	100	46%
17 2016/2016 1105 Military Personnel, Marine Corps		171,079	315	171,394	0	143,857	65,548	78,309	27,537	84%
17 2016/2016 1108 Reserve Personnel, Marine Corps		3,393	0	3,393	0	3,300	2,937	363	93	97%
17 2016/2016 1106 Operation and Maintenance, Marine Corps	6/	914,186	23,000	937,186	628	845,144	772,640	72,504	92,042	90%
17 2016/2016 1107 Operation and Maintenance, USMC Reserve		3,455	0	3,455	0	3,225	3,122	103	230	93%
17 2016/2018 1109 Procurement, Marine Corps		56,934	6,800	63,734	-3	60,555	41,466	19,089	3,179	95%
57 2016/2016 3500 Military Personnel, Air Force		726,126	157,287	883,413	0	848,344	848,344	0	35,069	96%
57 2016/2016 3700 Reserve Personnel, Air Force	7/	18,710	0	18,710	0	21,047	6,897	14,150	-2,337	112%
57 2016/2016 3850 National Guard Personnel, Air Force		2,828	2,327	5,155	0	5,155	5,012	143	0	100%
57 2016/2016 3400 Operation and Maintenance, Air Force	6/	8,290,224	154,440	8,444,664	-9,305	8,235,149	7,662,276	572,873	209,515	98%
57 2016/2016 3740 Operation and Maintenance, Air Force Reserve		58,106	0	58,106	0	57,152	35,663	21,489	954	98%
57 2016/2016 3840 Operation and Maintenance, Air Natl Guard		19,900	0	19,900	0	11,838	5,745	6,093	8,062	59%
57 2016/2018 3010 Aircraft Procurement, Air Force		128,900	76,100	205,000	374	114,991	39,428	75,563	90,009	56%
57 2016/2018 3020 Missile Procurement, Air Force		289,142	0	289,142	656	138,912	9,477	129,435	150,230	48%
57 2016/2018 3011 Procurement of Ammunition, Air Force		228,874	153,247	382,121	0	217,677	102,758	114,919	164,444	57%
57 2016/2018 3080 Other Procurement, Air Force		127,465	86,297	213,762	732	72,977	28,638	44,339	140,785	34%
57 2016/2017 3600 Research, Development, Test and Eval, Air Force		300	0	300	0	0	0	0	300	0%
97 2016/2016 0100 Operation and Maintenance, Defense-Wide	6/	3,363,389	545,275	3,908,664	808	3,806,253	2,291,516	1,514,737	102,411	97%
97 2016/2017 0100 Operation and Maintenance, Defense-Wide		860,000	-248,000	612,000	0	611,689	611,524	165	311	100%
97 2016/2016 0107 Office of the Inspector General, Defense	7/	10,262	2,900	13,162	2,810	14,147	13,432	715	-985	107%
97 2016/2016 0130 Defense Health Program, Defense		272,704	14,364	287,068	-92	283,573	270,279	13,294	3,495	99%
97 2016/2018 0300 Procurement, Defense-Wide		140,436	88,768	229,204	2,454	197,165	138,027	59,138	32,039	86%
97 2016/2017 0400 Research, Development, Test and Eval, Defense	8/ 9/	8,000	10,559	18,559	0	-146	568	-714	18,705	-1%
97 2016/XXXX 4930 Defense Working Capital Funds, Defense		88,850	0	88,850	24	3,823	3,308	515	85,027	4%

**FY 2017 Estimate of Cost of War for FY 2016 Appropriations  
(Amounts in Thousands)  
As of September 30, 2017**

APPROPRIATION Fiscal Year 2016 Accounts	Notes	Funds Appropriated	Funds Transferred	Funds Available	Obligations September 2017	Obligations CFI	Disbursements CFI	Unpaid Obligations	Unobligated Balance	Percent Obligated
21 2016/2017 2091 Afghanistan Security Forces Fund, Army		3,502,257	0	3,502,257	133,236	3,502,254	2,857,192	645,062	3	100%
21 2016/2018 2093 Joint Improvised Explosive Device Defeat Fund		349,464	0	349,464	221	341,844	243,813	98,031	7,620	98%
21 2016/2017 2097 Iraq Train and Equip Fund	9/	715,000	0	715,000	29,861	714,127	742,540	-28,413	873	100%
97 2016/2016 0105 Drug Interdiction & Cntr Drug Activities		186,000	-186,000	0	0	0	0	0	0	0%
<b>Sub-Total</b>		<b>41,801,574</b>	<b>3,157,035</b>	<b>44,958,609</b>	<b>248,575</b>	<b>43,764,246</b>	<b>30,811,491</b>	<b>12,952,755</b>	<b>1,194,363</b>	<b>97%</b>
Non-War Funds	5/	15,352,907	0	15,352,907	0	0	0	0	15,352,907	0%
Operation Noble Eagle - Baseline Funds	2/	0	0	95,587	0	0	0	0	95,587	0%
<b>Grand Total</b>		<b>57,154,481</b>	<b>3,157,035</b>	<b>60,407,103</b>	<b>248,575</b>	<b>43,764,246</b>	<b>30,811,491</b>	<b>12,952,755</b>	<b>16,642,857</b>	<b>72%</b>

**FY 2017 Estimate of Cost of War for FY 2016 Appropriations  
(Amounts in Thousands)  
As of September 30, 2017**

---

**FY 2016 Status of Funds Footnotes:**

1/ Reflects funding provided in Public Law 114-53, the Continuing Resolutions Act, 2016.

2/ Obligations include **\$95,587** for Operation Noble Eagle (ONE) as a cost of war.

3/ CFI is Cumulative From Inception.

4/ Table 1 reflects funds transferred into/out of FY 2016 war funds. The appropriation transfer column totals may also include the results of internal reprogrammings within the cost of war funds.

5/ Table 2 reflects Non-War funds whose execution is not included in the DoD Cost of War Report.

6/ Table 3 reflects OCO funding that was reduced by **\$893,519** due to a congressional mark that was applied to the Department of Defense Appropriations Act, 2016.

7/ Obligations that exceed funds available reflect cash flowing from baseline operations.

8/ Obligations with a negative ITD balance indicates a reporting discrepancy and will be corrected in a subsequent period.

9/ Disbursements that exceed obligations represents a reporting discrepancy and will be corrected in a subsequent period.

**FY 2017 Estimate of Cost of War for FY 2016 Appropriations  
(Amounts in Thousands)  
As of September 30, 2017**

**Table 1 -- Reprogramming Actions into/out of Cost of War Funds**

Reprogramming Action:	1	2	3	4	5	6	7	8	9	10	11
<b>APPROPRIATION</b>											
2016/2016 Military Personnel, Army								-54,347	75,000		
2016/2016 National Guard Personnel, Army		672				199		-19,270			
2016/2016 Operation and Maintenance, Army		26,629	4,500		6,625	135,153	1,367,435	83,335	174,361		
2016/2016 Aircraft Procurement, Army					84,000				27,300		
2016/2018 Other Procurement, Army								-24,471			
2016/2018 Procurement of Ammunition, Army											20,678
2016/2016 Military Personnel, Navy							86,041		6,800		
2016/2016 Operation and Maintenance, Navy		396	68,503	11,700	47,600	1,606		89,864			
2016/2018 Procurement of Ammunition, Navy and USMC											49,047
2016/2016 Military Personnel, Marine Corps		215				78		22			
2016/2016 Operation and Maintenance, Marine Corps							23,000				
2016/2018 Procurement, Marine Corps								6,800			
2016/2016 Military Personnel, Air Force					10,000			147,287			
2016/2016 National Guard Personnel, Air Force									2,327		
2016/2016 Operation and Maintenance, Air Force		11,223	4,500	88,100	8,820	49,988		-8,191			
2016/2018 Aircraft Procurement, Air Force				108,200							-32,100
2016/2018 Other Procurement, Air Force						2,435		12,482		-10,720	82,100
2016/2018 Procurement of Ammunition, Air Force											153,247
2016/2016 Operation and Maintenance, Defense-Wide	14,319	1,188	107,453	13,800	46,450	387,348	35,000	-19,374	-40,909		
2016/2017 Operation and Maintenance, Defense-Wide											-248,000
2016/2016 Office of the Inspector General, Defense									2,900		
2016/2016 Defense Health Program, Defense									14,364		
2016/2018 Procurement, Defense-Wide				36,000	23,400			9,949	4,019		15,400
2016/2017 Research, Development, Test and Eval, Defense						12,000	48,900		-1,441	-48,900	
2016/2016 Drug Interdiction & Cntr Drug Activities		-40,323				-145,677					
<b>Reprogramming Total</b>	<b>14,319</b>	<b>0</b>	<b>184,956</b>	<b>257,800</b>	<b>226,895</b>	<b>443,130</b>	<b>1,560,376</b>	<b>224,086</b>	<b>264,721</b>	<b>-59,620</b>	<b>40,372</b>
<b>Cumulative Reprogramming Total</b>	<b>14,319</b>	<b>14,319</b>	<b>199,275</b>	<b>457,075</b>	<b>683,970</b>	<b>1,127,100</b>	<b>2,687,476</b>	<b>2,911,562</b>	<b>3,176,283</b>	<b>3,116,663</b>	<b>3,157,035</b>

1. Base to OCO, DCMA Base-to-OCO, (\$14,319)
2. FY16-02 IR, Drug Interdiction and Counter-Drug Activities, (Zero Net Change)
3. FY16-02 PA, Counterterrorism Partnerships Fund for Syria Train & Equip, (\$116,453);  
Base to OCO, Restore Fuel Savings, (\$68,503)
4. FY16-10 IR, Intelligence, Surveillance and Reconnaissance Request, (\$257,800)
5. FY16-13 IR, Intelligence, Surveillance and Reconnaissance (ISR) - Part 2, (\$226,895)
6. FY16-09 IR, Drug Interdiction and Counter Drug Activities, (\$Zero Net Change);  
FY 16-11 PA, Counterterrorism Partnerships Fund Transfer for Syria Train and Equip, (\$300,000);  
FY 16-13 PA, Operation Freedom Sentinel and Other Priorities, (\$143,130)
7. FY16-13 PA, Operation Freedom Sentinel and Other Priorities, (\$1,560,376)
8. FY 16-15 IR Classified Programs & Drug Interdiction and Counter-Drug Activities, Defense, (\$-842)  
FY 16-18 PA Intelligence Surveillance and Reconnaissance (ISR) Request - MIP, (Zero Net Change)  
FY 16-19 PA April 2016 Prior Approval, (\$133,380)  
FY 16-20 IR Classified Programs, (Zero Net Change)  
FY 16-21 PA May 2016 Prior Approval, (\$90,728)  
FY 16-22 PA Omnibus 2016 Request, (Zero Net Change)  
FY 16-25 IR Drug Interdiction and Counter-Drug Activities, Defense, (\$820)
9. FY16-19 PA, April 2016 Prior Approval, (\$163,330)  
FY16-23 PA, OMNIBUS 2016 Military Intelligence Program (MIP), (Zero Net Change)  
FY16-29 PA, Military Intelligence Program, (Zero Net Change)  
FY16-30 PA, August 2016 Prior Approval, (\$6,800)  
Base to OCO, (\$94,591)  
Below Threshold Reprogramming, (Zero Net Change)
10. FY16-13 PA June 2016, Operation Freedom SENTINAL and Other Priorities, (-\$48,900)  
FY 16-25 IR, Drug Interdiction and Counter-Drug Activities, Defense (-\$10,720)
11. FY17-16 PA June Prior Approval Request, dated June 30, 2017, (Zero Net Change)  
FY17-25 PA August Prior Approval Request, dated Sep 7, 2017, (\$40,372)

**FY 2017 Estimate of Cost of War for FY 2016 Appropriations  
(Amounts in Thousands)  
As of September 30, 2017**

<b>Table 2 -- Non-War Programs or Programs Whose Execution Is Not Included in the DoD Cost of War Report</b>					
<b>Non-War/Not Reported on the DoD Cost of War Report</b>	<b>Fund Item Description</b>	<b>Military Personnel</b>	<b>Operation &amp; Maintenance</b>	<b>Procurement</b>	<b>Total</b>
21 2016/2016 2020 Operation and Maintenance, Army	Congressional transfer from Title II to Title IX		2,200,000		2,200,000
17 2016/2016 1804 Operation and Maintenance, Navy	Congressional transfer from Title II to Title IX		2,200,000	-	2,200,000
17 2016/2016 1106 Operation and Maintenance, Marine Corps	Congressional transfer from Title II to Title IX		420,000		420,000
57 2016/2016 3400 Operation and Maintenance, Air Force	Congressional transfer from Title II to Title IX		2,200,000		2,200,000
<b>Operation and Maintenance, Subtotal</b>			<b>7,020,000</b>	<b>-</b>	<b>7,020,000</b>
97 2016/2018 0350 National Guard and Reserve Equipment, Defense	Baseline Programs funded by Congress in OCO			1,000,000	1,000,000
21 2016/2016 2020 Operation and Maintenance, Army	Restore Readiness		336,583		336,583
21 2016/2016 2065 Operation and Maintenance, Army Nat'l Guard	Restore Readiness		75,000		75,000
21 2016/2016 2080 Operation and Maintenance, Army Reserve	Restore Readiness		75,000		75,000
European Reassurance Initiative			789,300		789,300
Counterterrorism Partnerships Fund			1,100,000		1,100,000
Ukraine Security Initiative			250,000		250,000
Classified Programs					4,707,024
<b>Non-War Programs Totals</b>			<b>9,645,883</b>	<b>1,000,000</b>	<b>15,352,907</b>

<b>Table 3 -- Section 8128 Fuel Saving applied to Overseas Contingency Operations</b>			
<b>Non-War/Not Reported on the DoD Cost of War Report</b>	<b>Fund Item Description</b>	<b>Operation &amp; Maintenance</b>	<b>Total</b>
21 2016/2016 2020 Operation and Maintenance, Army	Fuel Reduction	271,349	271,349
21 2016/2016 2080 Operation and Maintenance, Army Reserve	Fuel Reduction	5	5
17 2016/2016 1804 Operation and Maintenance, Navy	Fuel Reduction	164,202	164,202
17 2016/2016 1806 Operation and Maintenance, Navy Reserve	Fuel Reduction	181	181
17 2016/2016 1106 Operation and Maintenance, Marine Corps	Fuel Reduction	11,478	11,478
57 2016/2016 3400 Operation and Maintenance, Air Force	Fuel Reduction	431,226	431,226
97 2016/2016 0100 Operation and Maintenance, USSOCOM	Fuel Reduction	15,078	15,078
<b>Operation and Maintenance, Total</b>		<b>893,519</b>	<b>893,519</b>

**FY 2017 Cost of War for FY 2015 Appropriations**



**FY 2017 Estimate of Cost of War for FY 2015 Appropriations  
(Amounts in Thousands)  
As of September 30, 2017**

APPROPRIATION Fiscal Year 2015 Accounts	Notes	Funds Appropriated	Funds Transferred	Funds Available	Obligations September 2017	Obligations CFI	Disbursements CFI	Unpaid Obligations	Unobligated Balance	Percent Obligated
21 2015/2015 2010 Military Personnel, Army		3,258,470	-210,000	3,048,470	0	2,972,442	2,972,442	0	76,028	98%
21 2015/2015 2070 Reserve Personnel, Army		24,990	0	24,990	-21	22,388	21,194	1,194	2,602	90%
21 2015/2015 2060 National Guard Personnel, Army		174,778	288	175,066	-18	158,561	144,575	13,986	16,505	91%
21 2015/2015 2020 Operation and Maintenance, Army		16,817,765	-249,005	16,568,760	6,926	16,466,332	7,457,161	9,009,171	102,428	99%
21 2015/2016 2020 Operation and Maintenance, Army		250,000	0	250,000	0	245,060	114,752	130,308	4,940	98%
21 2015/2015 2080 Operation and Maintenance, Army Reserve		41,532	0	41,532	0	33,718	19,645	14,073	7,814	81%
21 2015/2015 2065 Operation and Maintenance, Army National Guard		76,461	0	76,461	0	71,163	41,836	29,327	5,298	93%
21 2015/2017 2031 Aircraft Procurement, Army		196,200	391,511	587,711	917	587,266	250,073	337,193	445	100%
21 2015/2017 2032 Missile Procurement, Army		32,136	44,365	76,501	10,131	76,432	36,616	39,816	69	100%
21 2015/2017 2033 Procurement of Weapons & Tracked Vehicles		5,000	0	5,000	0	5,000	5,000	0	0	100%
21 2015/2017 2034 Procurement of Ammunition, Army		140,905	27,137	168,042	866	167,967	93,694	74,273	75	100%
21 2015/2017 2035 Other Procurement, Army		773,583	101,584	875,167	7,606	860,506	724,278	136,228	14,661	98%
21 2015/2016 2040 Research, Development, Test, and Evaluation, Army		2,000	33,603	35,603	-54	35,549	32,155	3,394	54	100%
17 2015/2015 1453 Military Personnel, Navy	7/	332,166	0	332,166	0	351,063	345,084	5,979	-18,897	106%
17 2015/2015 1405 Reserve Personnel, Navy		13,953	0	13,953	0	13,616	13,324	292	337	98%
17 2015/2015 1804 Operation and Maintenance, Navy	7/	5,380,169	511,948	5,892,117	0	5,899,340	4,080,929	1,818,411	-7,223	100%
17 2015/2015 1806 Operation and Maintenance, Navy Reserve		45,876	0	45,876	0	45,856	35,796	10,060	20	100%
17 2015/2017 1506 Aircraft Procurement, Navy		243,359	0	243,359	-6	240,407	172,112	68,295	2,952	99%
17 2015/2017 1507 Weapons Procurement, Navy		66,785	0	66,785	143	65,995	6,812	59,183	790	99%
17 2015/2017 1508 Procurement of Ammunition, Navy and Marine Corps		154,519	0	154,519	24	153,793	79,258	74,535	726	100%
17 2015/2017 1810 Other Procurement, Navy		121,310	0	121,310	0	115,765	14,714	101,051	5,545	95%
17 2015/2016 1319 Research, Development, Test, and Evaluation, Navy		940	1,200	2,140	0	2,140	2,130	10	0	100%
17 2015/2015 1105 Military Personnel, Marine Corps		403,311	-51,584	351,727	0	305,911	305,911	0	45,816	87%
17 2015/2015 1108 Reserve Personnel, Marine Corps		5,069	0	5,069	0	3,756	3,756	0	1,313	74%
17 2015/2015 1106 Operation and Maintenance, Marine Corps		1,485,904	-57,478	1,428,426	-44	1,043,839	996,393	47,446	384,587	73%
17 2015/2015 1107 Operation and Maintenance, Marine Corps Reserve	8/	10,540	0	10,540	0	10,111	11,797	-1,686	429	96%
17 2015/2017 1109 Procurement, Marine Corps	8/	65,589	0	65,589	36	58,542	58,597	-55	7,047	89%
57 2015/2015 3500 Military Personnel, Air Force		728,334	4,094	732,428	0	719,024	719,024	0	13,404	98%
57 2015/2015 3700 Reserve Personnel, Air Force	7/	19,175	580	19,755	0	19,759	13,554	6,205	-4	100%
57 2015/2015 3850 National Guard Personnel, Air Force		4,894	560	5,454	0	5,454	5,040	414	0	100%
57 2015/2015 3400 Operation and Maintenance, Air Force		9,034,449	165,452	9,199,901	-2,147	9,085,921	8,835,924	249,997	113,980	99%
57 2015/2015 3740 Operation and Maintenance, Air Force Reserve		77,794	0	77,794	0	73,328	67,696	5,632	4,466	94%
57 2015/2015 3840 Operation and Maintenance, Air National Guard		20,300	0	20,300	0	18,466	6,094	12,372	1,834	91%
57 2015/2017 3010 Aircraft Procurement, Air Force		481,019	-59,500	421,519	23,153	329,126	157,199	171,927	92,393	78%
57 2015/2017 3020 Missile Procurement, Air Force		136,189	245,169	381,358	24,620	381,324	276,834	104,490	34	100%
57 2015/2017 3011 Procurement of Ammunition, Air Force		219,785	89,829	309,614	20,027	309,509	173,880	135,629	105	100%
57 2015/2017 3080 Other Procurement, Air Force		286,838	-83,965	202,873	1,135	175,725	122,726	52,999	27,148	87%
57 2015/2016 3600 Research, Development, Test and Eval, Air Force		0	650	650	0	0	0	0	650	0%
97 2015/2015 0100 Operation and Maintenance, Defense-Wide		3,691,007	325,992	4,016,999	-71	3,800,246	2,747,388	1,052,858	216,753	95%
97 2015/2016 0100 Operation and Maintenance, Defense-Wide		1,260,000	-510,000	750,000	0	726,644	726,644	0	23,356	97%
97 2015/2015 0107 Office of the Inspector General, Defense	7/	10,623	0	10,623	0	12,554	11,322	1,232	-1,931	118%
97 2015/2015 0130 Defense Health Program, Defense	7/	300,531	0	300,531	1,196	338,258	329,439	8,819	-37,727	113%
97 2015/2017 0300 Procurement, Defense-Wide		190,857	105,635	296,492	7,507	290,688	223,557	67,131	5,804	98%
97 2015/2016 0400 Research, Development, Test and Eval, Defense		11,200	24,000	35,200	0	11,200	10,211	989	24,000	32%
97 2015/XXXX 4930 Defense Working Capital Funds, Defense		91,350	0	91,350	0	4,559	4,559	0	86,791	5%
21 2015/2016 2091 Afghanistan Security Forces Fund, Army		4,109,333	-170,000	3,939,333	-471	3,920,695	3,797,241	123,454	18,638	100%

**FY 2017 Estimate of Cost of War for FY 2015 Appropriations  
(Amounts in Thousands)  
As of September 30, 2017**

APPROPRIATION Fiscal Year 2015 Accounts	Notes	Funds Appropriated 1/	Funds Transferred 4/	Funds Available	Obligations September 2017	Obligations CFI 2/2/	Disbursements CFI 2/	Unpaid Obligations	Unobligated Balance	Percent Obligated
21 2015/2017 2093 Joint Improvised Explosive Device Defeat Fund		444,464	20,000	464,464	10,388	461,695	418,605	43,090	2,769	99%
21 2015/2016 2097 Iraq Train and Equip Fund		1,618,000	0	1,618,000	0	1,612,418	1,564,080	48,338	5,582	100%
97 2015/2016 0105 Drug Interdiction & Counter Drug Activities, Defense		205,000	-141,134	63,866	0	0	0	0	63,866	0%
<b>Sub-Total</b>		<b>53,064,452</b>	<b>560,931</b>	<b>53,625,383</b>	<b>111,843</b>	<b>52,309,111</b>	<b>38,251,051</b>	<b>14,058,060</b>	<b>1,316,272</b>	<b>98%</b>
Non-War Funds	5/ 6/	12,373,710	0	12,373,710	0	0	0	0	12,373,710	0%
Operation Noble Eagle - Baseline Funds	2/	0	0	98,559	0	0	0	0	98,559	0%
<b>Grand Total</b>		<b>65,438,162</b>	<b>560,931</b>	<b>66,097,652</b>	<b>111,843</b>	<b>52,309,111</b>	<b>38,251,051</b>	<b>14,058,060</b>	<b>13,788,541</b>	<b>79%</b>

**FY 2017 Estimate of Cost of War for FY 2015 Appropriations  
(Amounts in Thousands)  
As of September 30, 2017**

---

**FY 2015 Status of Funds Footnotes:**

1/ Reflects funding provided in Public Law 113-164, the Continuing Appropriations Resolution, 2015.

2/ Obligations include **\$98,559** for Operation Noble Eagle (ONE) as a cost of war.

3/ CFI is Cumulative From Inception.

4/ Table 1 reflects funds transferred into/out of FY 2015 war funds. The appropriation transfer column totals may also include the results of internal reprogrammings within the cost of war funds.

5/ Table 2 reflects Non-War funds whose execution is not included in the DoD Cost of War Report.

6/ Table 3 discloses **\$941,860** in obligations related to the Readiness Section 9018 whose execution is not included in the DoD Cost of War Report

7/ Obligations that exceed funds available reflect cash flowing from baseline appropriations.

8/ Disbursements that exceed obligations indicates a reporting discrepancy that will be corrected in the subsequent reporting period.

**FY 2017 Estimate of Cost of War for FY 2015 Appropriations  
(Amounts in Thousands)  
As of September 30, 2017**

**Table 1 -- Reprogramming Actions into/out of Cost of War Funds**

Reprogramming Action:	1	2	3	4	5	6	7	8	9	10
<b>APPROPRIATION</b>										
2015/2015 Military Personnel, Army					-235,000	25,000				
2015/2015 National Guard Personnel, Army	635	-367			20					
2015/2015 Operation and Maintenance, Army	103,023	109,446	15,603		-32,278	-444,799				
2015/2015 Operation and Maintenance, Army National Guard	75	-75								
2015/2017 Aircraft Procurement, Army						391,511				
2015/2017 Missile Procurement, Army								10,465	24,000	9,900
2015/2017 Procurement of Ammunition, Army									27,137	
2015/2017 Other Procurement, Army		32,000			28,918	40,666				
2015/2016 Research, Development, Test, and Evaluation, Army						33,603				
2015/2015 Reserve Personnel, Navy	60	-60								
2015/2015 Operation and Maintenance, Navy	1,000				419,678	91,270				
2015/2016 Research, Development, Test, and Evaluation, Navy						1,200				
2015/2015 Military Personnel, Marine Corps	153	125			-51,862					
2015/2015 Operation and Maintenance, Marine Corps	22				-57,500					
2015/2015 Military Personnel, Air Force						4,094				
2015/2015 Reserve Personnel, Air Force	250	330								
2015/2015 National Guard Personnel, Air Force	65	-65							560	
2015/2015 Operation and Maintenance, Air Force	34,197	103,455	47,947		16,441	-36,588				
2015/2017 Aircraft Procurement, Air Force			-120,000			33,000				
2015/2017 Procurement of Ammunition, Air Force								89,829		
2015/2017 Missile Procurement, Air Force			190,000					55,169		
2015/2017 Other Procurement, Air Force		13,500	-70,000		-2,900	2,935				
2015/2016 Research, Development, Test and Eval, Air Force					650					
2015/2015 Operation and Maintenance, Defense-Wide	2,800	350,364		-1,880	1,200	-26,492				
2015/2016 Operation and Maintenance, Defense-Wide								-486,000	-24,000	
2015/2017 Procurement, Defense-Wide		2,190		1,880		48,165			53,400	
2015/2016 Research, Development, Test and Eval, Defense		24,000								
2015/2016 Afghanistan Security Forces Fund, Army							-400,000	230,000		
2015/2017 Joint Improvised Explosive Device Defeat Fund									20,000	
2015/2016 Drug Interdiction & Cntr Drug Activities					-16,000	-125,134				
<b>Reprogramming Total</b>	<b>142,280</b>	<b>634,843</b>	<b>63,550</b>	<b>0</b>	<b>71,367</b>	<b>38,431</b>	<b>-400,000</b>	<b>-100,537</b>	<b>101,097</b>	<b>9,900</b>
<b>Cumulative Reprogramming Total</b>	<b>142,280</b>	<b>777,123</b>	<b>840,673</b>	<b>840,673</b>	<b>912,040</b>	<b>950,471</b>	<b>550,471</b>	<b>449,934</b>	<b>551,031</b>	<b>560,931</b>

1. FY 15-01 IR, Drug Interdiction and Counter-Drug Activities, Defense, dated January 31, 2015
2. FY 15-09, LEAP UAS Initiative; FY 15-07 IR and FY 15-10 PA, Syria Train and Equip; FY 15-11 IR, Drug Interdiction and Counter-Drug Activities, Defense, dated April 30, 2015
3. FY 15-11 IR, Drug Interdiction and Counter-Drug Activities, Defense, FY 15-07 PA, Predator Hellfire Missiles, dated May 31, 2015
4. FY 15-14 IR, Classified Programs, Various Appropriations, dated June 29, 2015
5. FY 15-23 PA, OMNIBUS 2015 Prior Approval Request; FY 15-30 IR, Drug Interdiction and Counter-Drug Activities, Defense - PART II OCO ; Various Appropriations, dated June 30, 2015 and August 6, 2015
6. FY 15-28 PA, Joint Urgent Operation Need (JUON); FY 15-24 PA, OMNIBUS 2015 Military Intelligence Programs; FY 15-36 IR, Counterterrorism Partnerships Fund Residuals - Syria Train and Equip; and Below Threshold Reprogramming, dated September 24, 2015; FY 15-23 PA (SEP), OMNIBUS 2015 Prior Approval Request - September Implementation, dated September 30, 2015
7. PL 114-113, Rescission to the Afghanistan Security Forces Fund (ASFF), per the Consolidated Appropriations Act of 2016, dated December 22, 2015
8. FY 16-22 PA Omnibus 2016 Request
9. FY 16-20 PA, Omnibus 2016, dated August 30, 2016; FY 16-22 PA Omnibus 2016 Request, dated August 30, 2016; FY 16-27 PA, Lethal Miniature Aerial Missile Systems (LMAMS), dated September 19, 2016
10. FY17-16PA June 2017 Prior Approval Request dated July 30, 2017

**FY 2017 Estimate of Cost of War for FY 2015 Appropriations  
(Amounts in Thousands)  
As of September 30, 2017**

<b>Table 2 -- Non-War Programs or Programs Whose Execution Is Not Included in the DoD Cost of War Report</b>					
<b>Non-War/Not Reported on the DoD Cost of War Report</b>	<b>Fund Item Description</b>	<b>Military Personnel</b>	<b>Operation &amp; Maintenance</b>	<b>Procurement</b>	<b>Total</b>
21 2015/2015 2020 Operation and Maintenance, Army	Congressional transfer from Title II to Title IX		850,000		850,000
17 2015/2015 1804 Operation and Maintenance, Navy	Congressional transfer from Title II to Title IX		850,000	-	850,000
17 2015/2015 1106 Operation and Maintenance, Marine Corps	Congressional transfer from Title II to Title IX		350,000		350,000
57 2015/2015 3400 Operation and Maintenance, Air Force	Congressional transfer from Title II to Title IX		850,000		850,000
<b>Operation and Maintenance, Subtotal</b>			<b>2,900,000</b>	<b>-</b>	<b>2,900,000</b>
97 2015/2017 0350 National Guard and Reserve Equipment, Defense	Baseline Programs funded by Congress in OCO			1,200,000	1,200,000
Readiness Section 9018 (1)			1,000,000		1,000,000
European Reassurance Initiative					984,450
Counterterrorism Partnerships Fund					1,300,000
Non-DoD Classified					4,923,973
Medicare Eligible Retiree Healthcare Fund (MERHCF)		65,287			65,287
<b>Non-War Programs Totals</b>		<b>65,287</b>	<b>3,900,000</b>	<b>1,200,000</b>	<b>12,373,710</b>

(1) Obligations related to Readiness Section 9018 are disclosed in Table 3 below.

<b>Table 3-- Readiness Section 9018 Obligations Not Included in the DoD Cost of War Report</b>			
<b>Operation and Maintenance</b>	<b>Budget Line Item Title</b>	<b>Budget Line Item</b>	<b>Total Obligations</b>
21 2015/2015 2020 Operation and Maintenance, Army	Operating Forces	01	163,185
21 2015/2015 2020 Operation and Maintenance, Army	Training and Recruiting	03	26,705
21 2015/2015 2080 Operation and Maintenance, Army Reserve	Operating Forces	01	25,904
21 2015/2015 2065 Operation and Maintenance, Army Natl Guard	Operating Forces	01	80,343
17 2015/2015 1804 Operation and Maintenance, Navy	Operating Forces	01	312,776
17 2015/2015 1806 Operation and Maintenance, Navy Reserve	Operating Forces	01	11,619
17 2015/2015 1106 Operation and Maintenance, Marine Corps	Operating Forces	01	47,591
17 2015/2015 1107 Operation and Maintenance, USMC Reserve	Operating Forces	01	2,633
57 2015/2015 3400 Operation and Maintenance, Air Force	Operating Forces	01	214,607
57 2015/2015 3400 Operation and Maintenance, Air Force	Training and Recruiting	03	17,011
57 2015/2015 3740 Operation and Maintenance, Air Force Reserve	Operating Forces	01	39,486
<b>Military Readiness Totals</b>			<b>941,860</b>