

## COST OF WAR Through August 31, 2017

### TOTAL COST

Since September 11, 2001, the Department of Defense (DoD) has obligated **\$1,474.0 billion** for war-related costs:

### BREAKDOWN BY OPERATION since September 11, 2001

The **\$1,474.0 billion** breakdown by operation is:

	<b>% of Total</b>
<b><i>Current Contingencies (\$158.5 billion):</i></b>	
• Operation FREEDOM'S SENTINEL (OFS):	<b>\$111.7 billion ( 8%)</b>
• Operation INHERENT RESOLVE (OIR):	<b>\$19.2 billion ( 1%)</b>
• Operation NOBLE EAGLE (ONE):	<b>\$27.6 billion ( 2%)</b>
<b><i>Prior Year Contingencies (\$1,315.5 billion):</i></b>	
• Operation IRAQI FREEDOM (OIF)/NEW DAWN (OND):	<b>\$730.9 billion (50%)</b>
• Operation ENDURING FREEDOM (OEF):	<b>\$584.6 billion (40%)</b>

### AVERAGE MONTHLY SPENDING

• The <u>average monthly spending</u> for <u>all</u> Operations:	<b>\$3.9 billion (during FY 2017)</b>
• The average monthly spending for <b>OFS</b> :	<b>\$3.4 billion (87%)</b>
• The average monthly spending for <b>OIR</b> :	<b>\$0.6 billion (15%)</b>
• The average monthly spending for <b>OIF/OND</b> :	<b>\$&lt;0.1 billion (3%)</b>
• The average monthly spending for <b>OEF</b> :	<b>\$-0.1 billion (-5%)</b>
• The average monthly spending for <b>ONE</b> :	<b>\$&lt;0.1 billion (&lt;1%)</b>

*\* The negative average monthly spending amounts result from normal deobligations and adjustments made within the fiscal year to properly align costs to the appropriate contingency operation.*

### TALKING POINTS

- The international combat mission, Operation ENDURING FREEDOM (OEF), formally ended on December 31, 2014. Operation FREEDOM'S SENTINEL (OFS) began on January 1, 2015. OFS continues the train, advise, and assist mission of the Afghanistan National Defense and Security Forces (ANDSF) at the corps and Ministry of Defense level, as well as with the Ministry of the Interior. The DoD has approximately 8,400 military personnel in Afghanistan.
  - The focus is on those processes associated with financial management, human resource management, force sustainment (logistics), and command and control. This includes a significant effort to further integrate and enhance aviation capabilities and intelligence support into the operations of the ANDSF.
  - Additionally, approximately 6,800 North Atlantic Treaty Organization (NATO) troops and troops from non-NATO coalition nations remain in Afghanistan to conduct the NATO-led Resolute Support (RS) mission.
- Operation INHERENT RESOLVE (OIR) began in August 2014, as a military air power intervention in Iraq and Syria in response to the threat posed by the Islamic State of Iraq and Syria (ISIS). The DoD has approximately 5,600 military personnel in Iraq and Syria.
  - The OIR campaign seeks to deny and degrade ISIS through precision airstrikes and intelligence collection, disrupt the flow of foreign forces, and build partner capacity.
  - Efforts include working with and through the Government of Iraq's (GoI) Iraqi Security Forces (ISF) in Iraq and Vetted Syrian Opposition (VSO) forces in Syria to build key security force capabilities, help professionalize their security forces, and promote stability in the region.

### WHAT IS THE MONEY BEING SPENT ON?

- War-related operational costs, such as operating tempo, training, overseas facilities and base support, equipment maintenance, and communications, and replacement of combat losses and enhancements.
- Support for deployed troops, which includes food, clothing, and health/medical services, special pay and benefits for troops in the field.
- Transportation of personnel and equipment, including airlift and sealift into and out of the theater of operations and support payments for the ANDSF and coalition partners.

# **Cost of War Update as of August 31, 2017**

## **Cost Estimate for Report**

**The cost to the Department of Defense to prepare and assemble this report  
is approximately \$180,000 for FY 2017.**

**Reference ID: 9-73F38AB**

# Department of Defense Cost of War as of August 31, 2017

(Dollars in Billions)

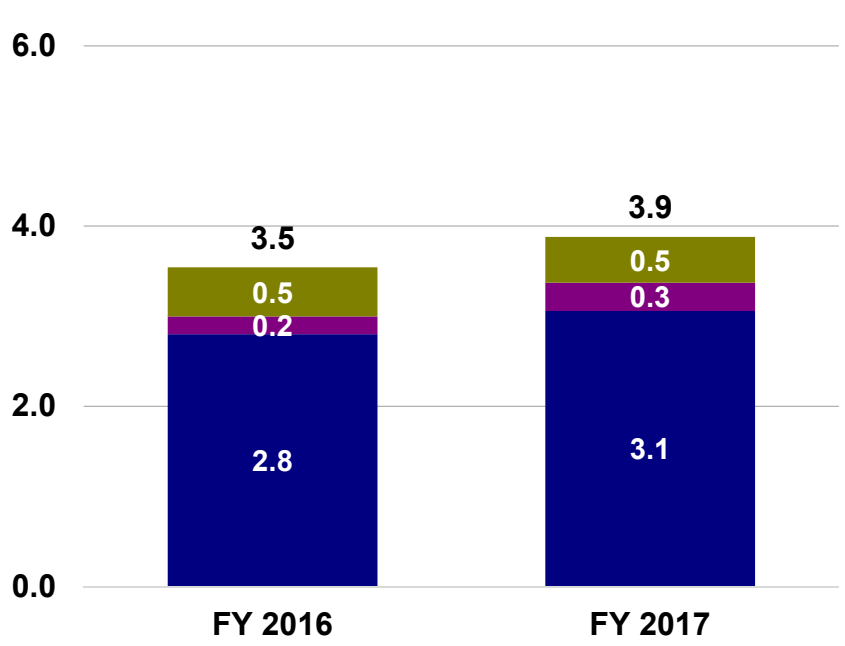
By Operation	Total FY 2016 <sup>(1)</sup>	FY 2017			Total Since 9/11
		August 2017	Cumulative 2017 <sup>(2)</sup>	Monthly Avg.	
IRAQI FREEDOM (OIF)/NEW DAWN (OND) <sup>(1)</sup> /Post-OND Iraq Activities	-2.1	-0.1	0.2	<0.1	730.9
INHERENT RESOLVE (OIR)	6.0	0.7	7.1	0.6	19.2
<b>Subtotal OIF/OND/OIR</b>	<b>3.9</b>	<b>0.6</b>	<b>7.3</b>	<b>0.7</b>	<b>750.1</b>
ENDURING FREEDOM (OEF) <sup>(2)</sup>	-4.0	-0.1	-2.1	-0.2	584.6
FREEDOM'S SENTINEL (OFS)	41.8	4.1	37.4	3.4	111.7
<b>Subtotal OEF/OFS</b>	<b>37.8</b>	<b>4.0</b>	<b>35.3</b>	<b>3.2</b>	<b>696.3</b>
NOBLE EAGLE (ONE)	<0.1	<0.1	0.1	<0.1	27.6
<b>TOTAL</b>	<b>41.7</b>	<b>4.6</b>	<b>42.7</b>	<b>3.9</b>	<b>1,474.0</b>

*Totals may not add due to rounding*

- (1) The totals in the FY 2016 column for Operation NEW DAWN (OND) and Operation ENDURING FREEDOM (OEF) reflect the cumulative total of downward adjustments posted to prior year accounts and adjustments between operations (e.g., OEF transfers to OFS and OIR for proper alignment).
- (2) The OEF total in the cumulative 2017 column reflects Army corrections posted in prior years: Army transferred \$1.4 billion from OEF to OFS in Military Personnel costs and posted prior year de-obligations in Procurement accounts the netted to \$0.6 billion for a total decrease of \$2.0 billion.

Source: Defense Finance and Accounting Service, Cost of War Monthly Report  
Data as of August 31, 2017

# FY 2017 Obligations for Contingency Operations Comparison of OIF/OND/OIR/OEF/OFS “Average Monthly Spending” — All Years (Dollars in Billions)



## FY 2017 Average Obligations

### ■ Security Forces and Coalition Support

The average FY 2017 obligations are at the same level as the FY 2016 average for the Afghanistan Security Forces Fund, Coalition Support, and the Iraq and Syria Train & Equip activities.

### ■ Investment

The average FY 2017 investment obligations are slightly higher than the FY 2016 average obligations for increased spending for procurement of aircraft and munitions, Up-Armored Humvees vehicles, and communication and electronic equipment.

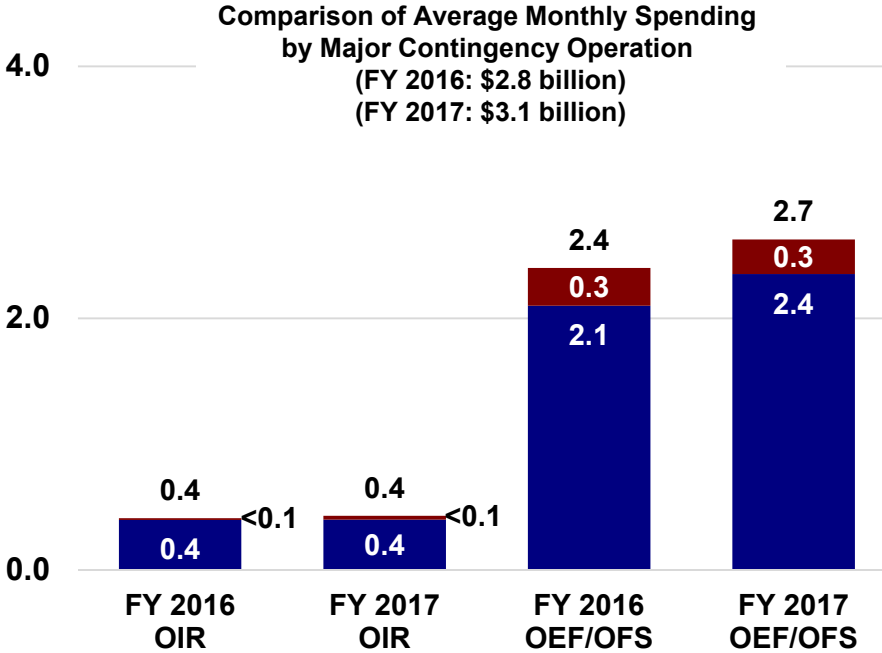
### ■ Military Operations

The average FY 2017 obligations are higher due to increased spending for contractor logistics support, operating tempo, command, control, communications, computers, and intelligence (C4I), training, and other supplies and equipment.

*Totals may not add due to rounding*

*Note: Obligation data does not include non-DoD classified programs and less than \$<0.1 billion from base funded Operation NOBLE EAGLE (ONE)  
Source: Defense Finance and Accounting Service, Cost of War Monthly Report  
Data as of August 31, 2017*

# FY 2017 Obligations for Military Operations Comparison of OIF/OND/OIR/OEF/OFS “Average Monthly Spending” — All Years (Dollars in Billions)



### FY 2017 Average Obligations

**■ Military Personnel**  
(FY 2016: \$0.3 billion; FY 2017: \$0.3 billion)

**OIR:** The average obligations are at the same level with the exception of slight increases in spending for reserve components called to active duty.

**OEF/OFS:** The average obligations are at the same level with the exception of slight increases in spending for reserve components called to active duty.

**■ Operation and Maintenance (includes Working Capital Funds)**  
(FY 2016: \$2.5 billion; FY 2017: \$2.8 billion)

**OIR:** The average obligations are about the same with a slight decline in spending for depot maintenance and command, control, communications, computers, and intelligence (C4I).

**OEF/OFS:** The average obligations are higher due to increased spending for contractor logistics support, operating tempo, C4I, training, other supplies and equipment.

**The FY 2017 average monthly spending for military operations is \$3.1 billion, down from July’s reported \$3.4 billion.**

*Totals may not add due to rounding*

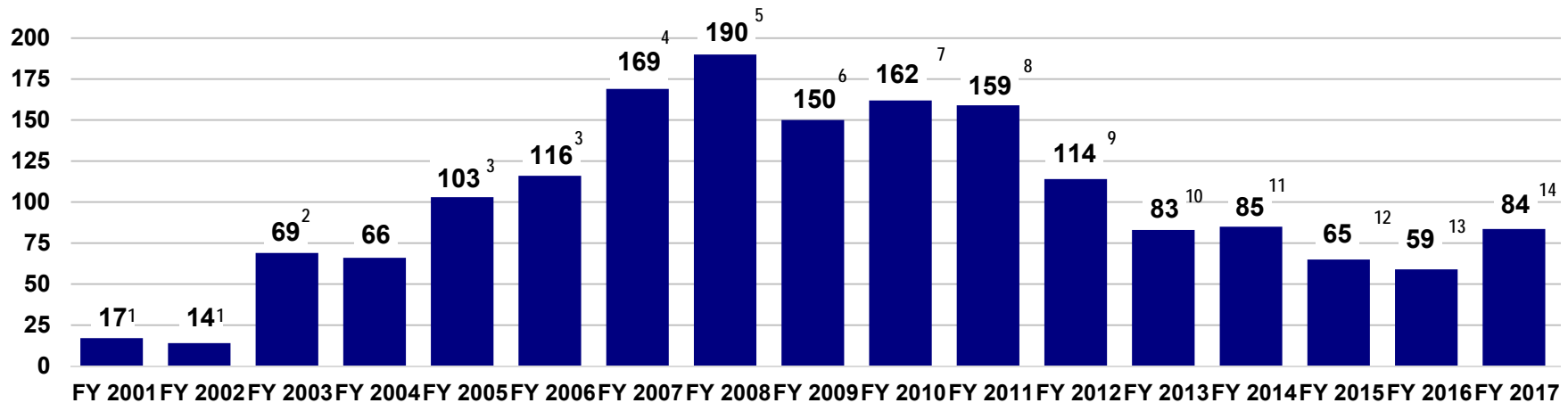
*Note: Obligation data does not include non-DoD classified programs and less than \$<0.1 billion from base funded Operation NOBLE EAGLE (ONE)  
Source: Defense Finance and Accounting Service, Cost of War Monthly Report.  
Data as of August 31, 2017*

# **Cost of War Backup Detail**

# Funding Appropriated through War-related Requests

## FY 2001 – FY 2017 (\$1,705B)

(Dollars in Billions)



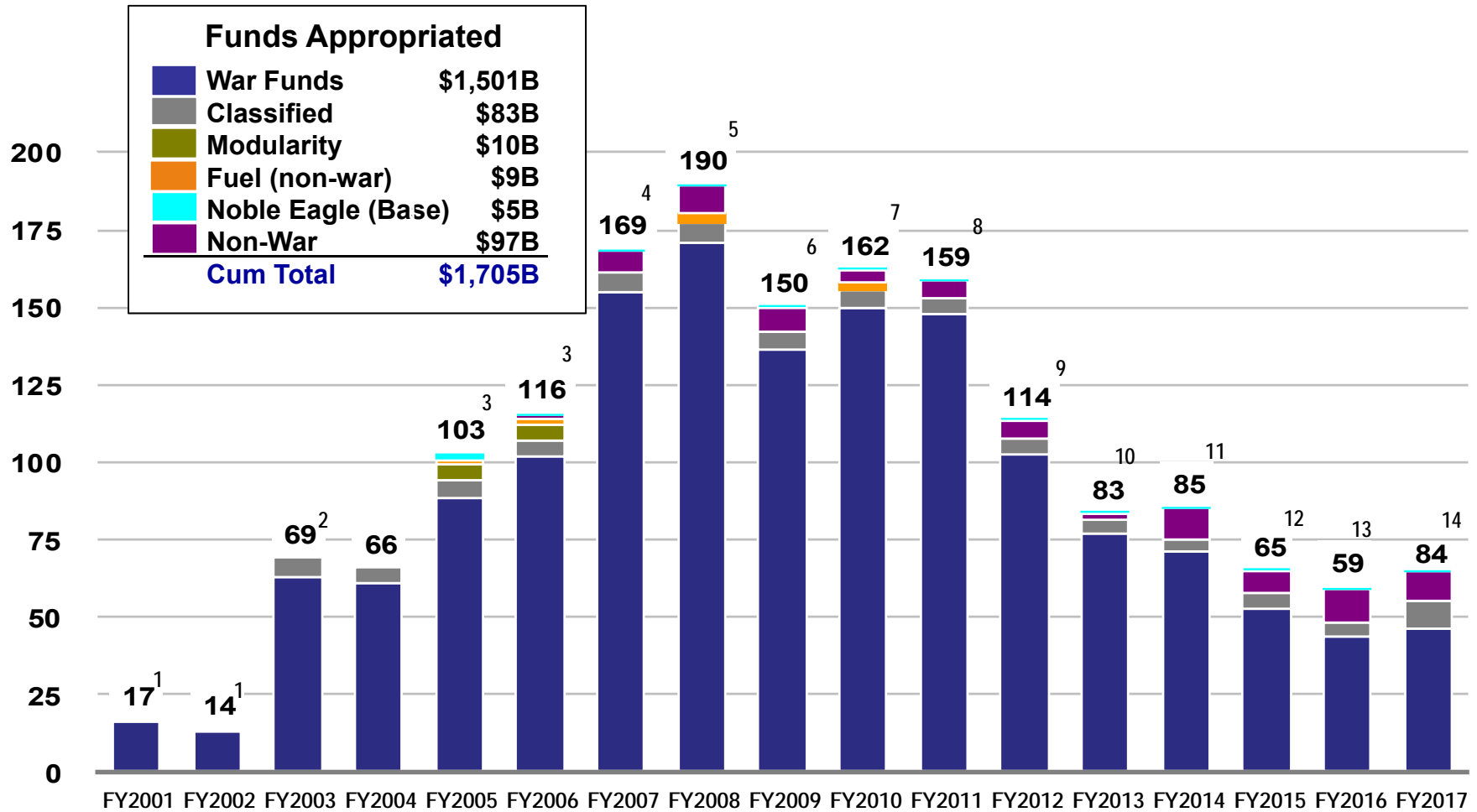
- 1/ FY 2001 includes \$3.5B of funds appropriated in the FY 2002 Supplemental (PL 107-117) as that is the year where the obligations were incurred. Authorization for the obligation of these funds was provided in the FY 2001 Supplemental (PL 107-38), which provided \$40B to OMB's Emergency Response Program for response to the 9/11 terrorist attacks on the United States
- 2/ FY 2003 reflects a rescission of \$3.5B of Iraq Freedom Funds enacted in the FY 2004 DoD Appropriations Act (PL 108-87)
- 3/ FY 2005 reflects \$25B appropriated in FY 2004 for FY 2005 war-related costs (Title IX Bridge) (PL 108-287); reflects \$3B appropriated in PLs 108-324, 109-61, and 109-62 for Hurricane Disaster Relief
- 4/ FY 2007 includes \$3B appropriated in GWOT Emergency Supplemental (PL 110-28) for BRAC
- 5/ FY 2008 includes \$16.8B appropriated for the Mine Resistant Ambush Protected Transfer Fund (PL 110-92 (\$5.2B)) and (PL 110-116 (\$11.6B)); also includes \$0.143B rescission enacted in the FY 2009 Supplemental but applicable to the FY 2008 OCO; does not reflect the \$3B rescission in PL 110-252 section 8003 applied to baseline programs
- 6/ FY 2009 does not reflect \$4.5B of rescissions enacted in the FY 2009 Supplemental that were applied to the Department's baseline programs; however, FY 2009 reflects \$0.1B of rescissions enacted in PL 113-6 (see note 10)
- 7/ FY 2010 reflects \$0.5B of rescissions enacted in the FY 2010 Supplemental, Education, Jobs, & Medicaid Assistance (PL 111-226), that were applied to the Department's FY 2010 OCO amounts; also, FY 2010 reflects \$0.6B of rescissions enacted in PL 112-74 (see note 9)
- 8/ FY 2011 reflects the FY 2011 Department of Defense and Full Year Continuing Appropriations Act (PL 112-10); also, FY 2011 reflects \$0.2B of rescissions enacted in PL 113-6 (see note 10) and \$0.1B of FY 2013 sequestered amount
- 9/ FY 2012 reflects the \$116B appropriated in the FY 2012 Consolidated Appropriations Act (PL 112-74) and does not reflect the \$0.6B of rescissions enacted in PL 112-74 that were applied to the Department's FY 2010 OCO programs; however, FY 2012 reflects \$1.7B of rescissions enacted in PL 113-6 (see note 10) and \$0.5B of FY 2013 sequestered amount
- 10/ FY 2013 reflects the Consolidated and Further Continuing Appropriations Act (PL 113-6) and does not reflect the \$0.1B, \$0.2B, and \$1.7B of rescissions enacted in PL 113-6 that were applied to the Department's FYs 2009, 2011, and 2012 OCO programs, respectively; however, FY 2013 reflects \$5.5B of FY 2013 sequestered amount
- 11/ FY 2014 reflects the Consolidated Appropriations Act (PL 113-76) and does not reflect the \$0.1B of rescissions enacted in PL 113-76 that were applied to the Department's FYs 2009 (\$0.05B) and 2013 (\$0.09B) in OCO programs, respectively
- 12/ FY 2015 reflects the Consolidated and Further Continuing Appropriations Act (PL 113-235) and does not reflect the \$1.2B of rescissions enacted in PL 113-235 that were applied to the Department's FYs 2014 (\$1.2B) and FY 2013 (\$0.007B) in OCO programs, respectively. Excludes Ebola emergency supplemental funds received in Title X for \$112 million
- 13/ FY 2016 reflects the Consolidated Appropriations Act, 2016 (PL 114-113) and does not reflect the \$0.4 of recessions enacted in PL 114-113 that were applied to FY 2015 Afghanistan Security Forces Fund
- 14/ FY 2017 reflects the Continuing Appropriations and the Military Construction, Veterans Affairs, and Related Agencies Appropriations Act, 2017 (Public Law (P.L.) 114-223) September 29, 2016 (\$172 million), the Further Continuing and Security Assistance Appropriations Act, 2017 (P.L. 114-254), December 10, 2016, (\$5.8 billion), and the Consolidated Appropriations Act of 2017 (P.L. 115-31) May 5, 2017, \$76.8 billion -Title IX and Title X.

Note: Includes funding for OIF/OND/OIR, OEF/OFS, and ONE. Beginning in FY 2005, ONE is funded in the DoD baseline. Totals may not add due to rounding  
 Source: Department of Defense Appropriations Acts Data as of August 31, 2017

# Funding Appropriated through War-related Requests

## FY 2001 – FY 2017 (\$1,705B)

(Dollars in Billions)



Explanations for footnotes 1-14 are provided on Slide 12

Note: Includes funding for OIF/OND/OIR, OEF/OFS, and ONE. Beginning in FY 2005, ONE is funded in the DoD baseline.

Source: Department of Defense Appropriations Acts

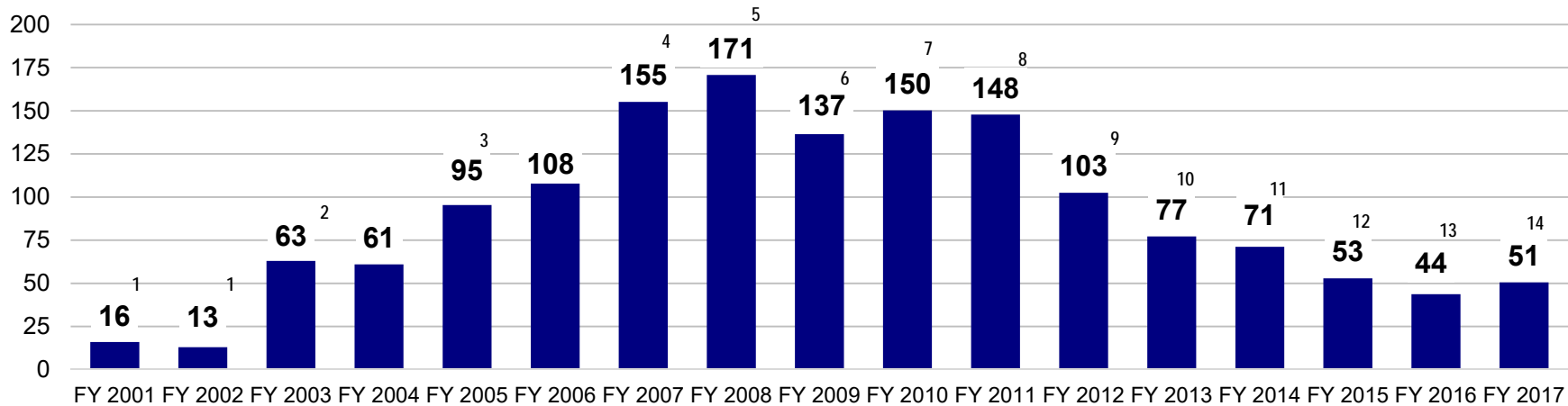
Data as of August 31, 2017

Totals may not add due to rounding



# Funding Appropriated through War-related Requests FY 2001 – FY 2017 (\$1,515B)

Excludes Non-DoD Classified and Non-War Costs (\$190B)  
(Dollars in Billions)



- 1/ FY 2001 includes \$3.5B of funds appropriated in the FY 2002 Supplemental (PL 107-117) as that is the year where the obligations were incurred. Authorization for the obligation of these funds was provided in the FY 2001 Supplemental (PL 107-38), which provided \$40B to OMB's Emergency Response Program for response to the 9/11 terrorist attacks on the United States
- 2/ FY 2003 reflects a rescission of \$3.5B of Iraq Freedom Funds enacted in the FY 2004 DoD Appropriations Act (PL 108-87)
- 3/ FY 2005 reflects \$25B appropriated in FY 2004 for FY 2005 war-related costs (Title IX Bridge) (PL 108-287); reflects \$3B appropriated in PLs 108-324, 109-61, and 109-62 for Hurricane Disaster Relief
- 4/ FY 2007 includes \$3B appropriated in GWOT Emergency Supplemental (PL 110-28) for BRAC
- 5/ FY 2008 includes \$16.8B appropriated for the Mine Resistant Ambush Protected Transfer Fund (PL 110-92 (\$5.2B)) and (PL 110-116 (\$11.6B)); also includes \$0.143B rescission enacted in the FY 2009 Supplemental but applicable to the FY 2008 OCO; does not reflect the \$3B rescission in PL 110-252 section 8003 applied to baseline programs
- 6/ FY 2009 does not reflect \$4.5B of rescissions enacted in the FY 2009 Supplemental that were applied to the Department's baseline programs; however, FY 2009 reflects \$0.1B of rescissions enacted in PL 113-6 (see note 10)
- 7/ FY 2010 reflects \$0.5B of rescissions enacted in the FY 2010 Supplemental, Education, Jobs, & Medicaid Assistance (PL 111-226), that were applied to the Department's FY 2010 OCO amounts; also, FY 2010 reflects \$0.6B of rescissions enacted in PL 112-74 (see note 9)
- 8/ FY 2011 reflects the FY 2011 Department of Defense and Full Year Continuing Appropriations Act (PL 112-10); also, FY 2011 reflects \$0.2B of rescissions enacted in PL 113-6 (see note 10) and \$0.1B of FY 2013 sequestered amount
- 9/ FY 2012 reflects the \$116B appropriated in the FY 2012 Consolidated Appropriations Act (PL 112-74) and does not reflect the \$0.6B of rescissions enacted in PL 112-74 that were applied to the Department's FY 2010 OCO programs; however, FY 2012 reflects \$1.7B of rescissions enacted in PL 113-6 (see note 10) and \$0.5B of FY 2013 sequestered amount
- 10/ FY 2013 reflects the Consolidated and Further Continuing Appropriations Act (PL 113-6) and does not reflect the \$0.1B, \$0.2B, and \$1.7B of rescissions enacted in PL 113-6 that were applied to the Department's FYs 2009, 2011, and 2012 OCO programs, respectively; however, FY 2013 reflects \$5.5B of FY 2013 sequestered amount
- 11/ FY 2014 reflects the Consolidated Appropriations Act (PL 113-76) and does not reflect the \$0.1B of rescissions enacted in PL 113-76 that were applied to the Department's FYs 2009 (\$0.05B) and 2013 (\$0.09B) in OCO programs, respectively
- 12/ FY 2015 reflects the Consolidated and Further Continuing Appropriations Act (PL 113-235) and does not reflect the \$1.2B of rescissions enacted in PL 113-235 that were applied to the Department's FYs 2014 (\$1.2B) and FY 2013 (\$0.007B) in OCO programs, respectively. Excludes Ebola emergency supplemental funds received in Title X for \$112 million
- 13/ FY 2016 reflects the Consolidated Appropriations Act, 2016 (PL 114-113) and does not reflect the \$0.4 of recessions enacted in PL 114-113 that were applied to FY 2015 Afghanistan Security Forces Fund
- 14/ FY 2017 reflects the Continuing Appropriations and the Military Construction, Veterans Affairs, and Related Agencies Appropriations Act, 2017 (Public Law (P.L.) 114-223) September 29, 2016 (\$172 million), the Further Continuing and Security Assistance Appropriations Act, 2017 (P.L. 114-254), December 10, 2016, (\$5.8 billion), and the Consolidated Appropriations Act of 2017 (P.L. 115-31) May 5, 2017, \$76.8 billion -Title IX and Title X less the European Reassurance Initiative, Classified Activities, and other non War appropriated amounts..

Note: Includes funding for OIF/OND/OIR, OEF/OFS, and ONE. Beginning in FY 2005, ONE is funded in the DoD baseline.  
Source: Department of Defense Appropriations Acts Data as of August 31, 2017

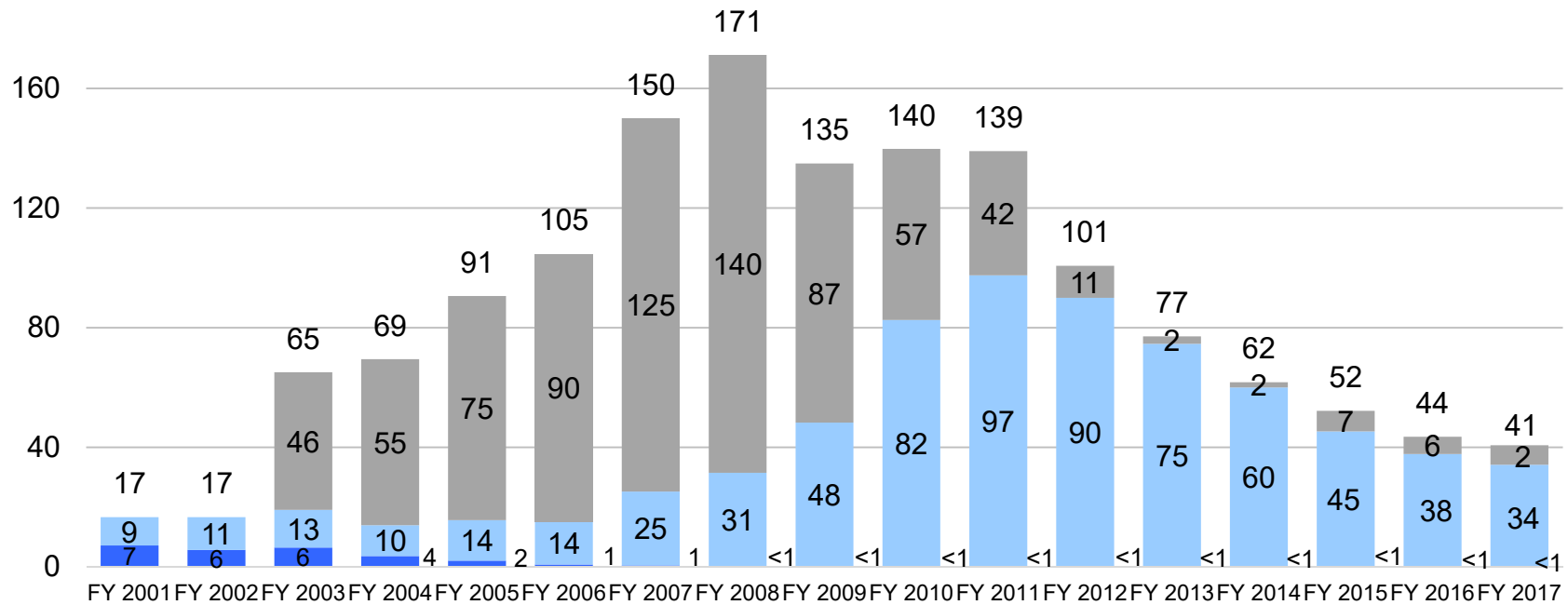
Totals may not add due to rounding

# Department of Defense Cost of War

## Total War-related Obligations by Year Appropriated

(Dollars in Billions)

War-related Obligations	
Iraq (OIF/OND/Post-OND Iraq Activities)/(OIR)	\$750 B
Afghanistan (OEF)/(OFS)	\$696 B
Noble Eagle	\$28 B
<b>Total</b>	<b>\$1,474 B</b>



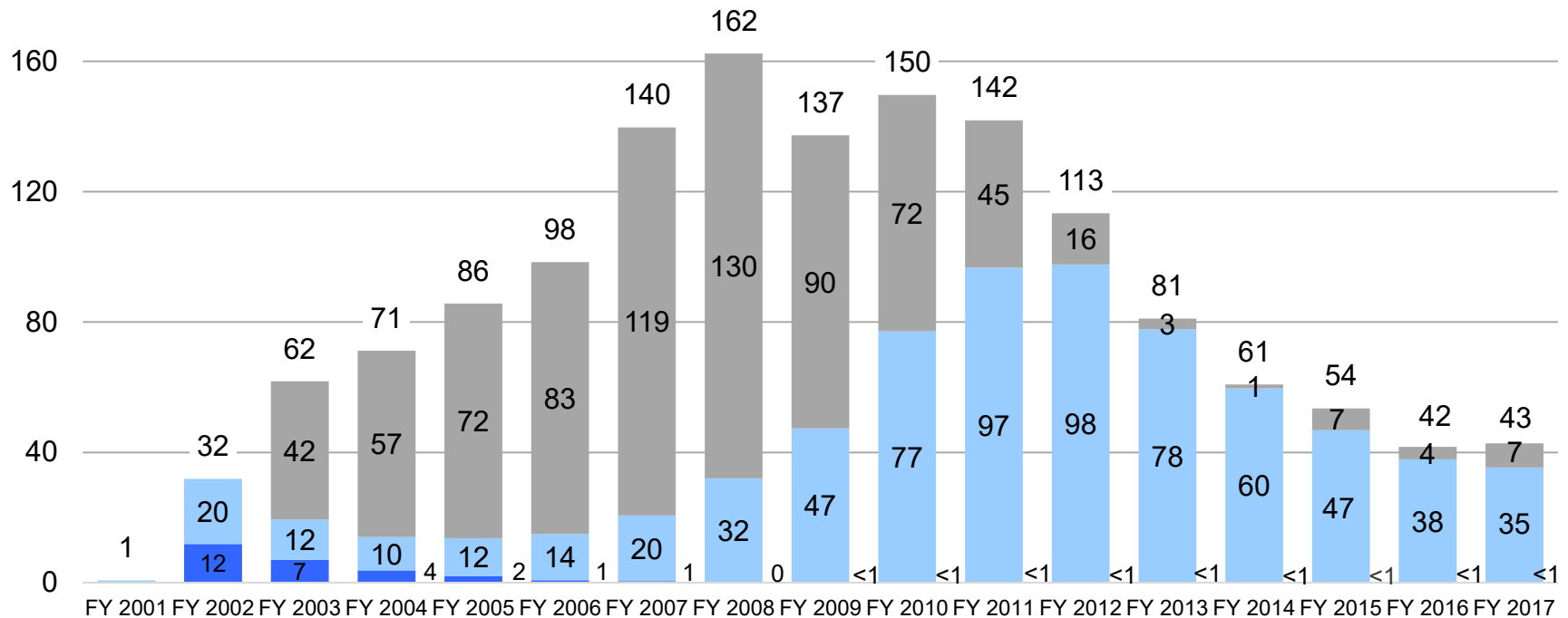
Note: Obligation data shown against year funds obligated. Does not include non-DoD classified programs.  
 Source: Defense Finance and Accounting Service, Cost of War Monthly Report  
 Data as of August 31, 2017

Totals may not add due to rounding

# Department of Defense Cost of War

## Total War-related Obligations by Year Incurred

War-related Obligations	
Iraq (OIF/OND/Post-OND Iraq Activities)/(OIR)	\$750 B
Afghanistan (OEF)/(OFS)	\$696 B
Noble Eagle	\$28 B
<b>Total</b>	<b>\$1,474 B</b>



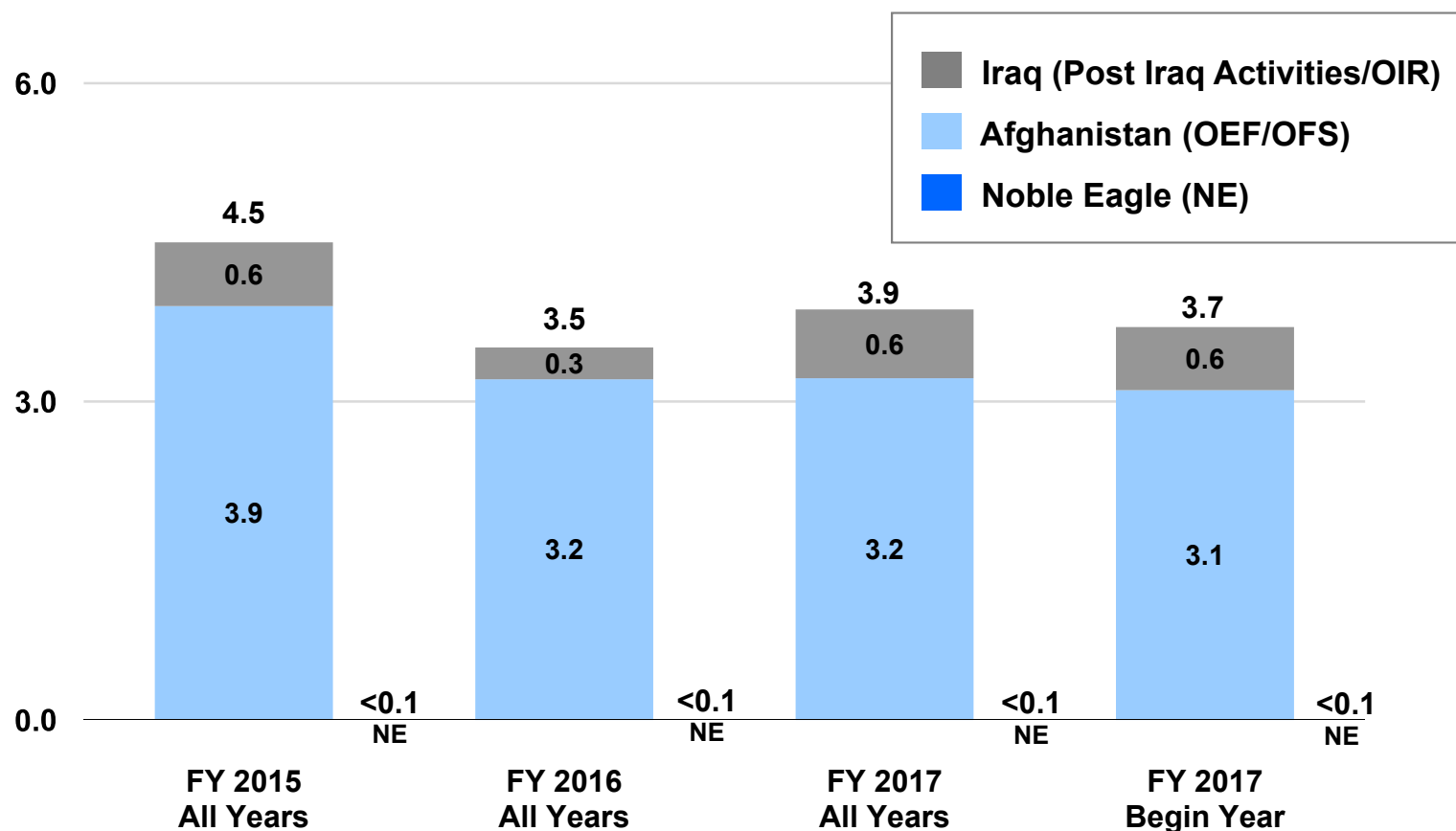
Note: Obligation data shown against year funds obligated. Does not include non-DoD classified programs.  
 Source: Defense Finance and Accounting Service, Cost of War Monthly Report  
 Data as of August 31, 2017

Totals may not add due to rounding

# FY 2017 Obligations for Contingency Operations

## Comparison of OIF/OND/Post-OND Iraq Activities/OIR OEF/OFS/ONE

### “Average Monthly Spending”



*Note: Obligation data does not include non-DoD classified programs.  
Source: Defense Finance and Accounting Service, Cost of War Monthly Report  
Data as of August 31, 2017*

*Totals may not add due to rounding*

## Explanatory Footnotes for Slide 7

1/ FY 2001 includes \$3.5B of funds appropriated in the FY 2002 Supplemental (PL 107-117) as that is the year where the obligations were incurred. Authorization for the obligation of these funds was provided in the FY 2001 Supplemental (PL 107-38), which provided \$40B to OMB's Emergency Response Program for response to the 9/11 terrorist attacks on the United States

2/ FY 2003 reflects a rescission of \$3.5B of Iraq Freedom Funds enacted in the FY 2004 DoD Appropriations Act (PL 108-87)

3/ FY 2005 reflects \$25B appropriated in FY 2004 for FY 2005 war-related costs (Title IX Bridge) (PL 108-287); reflects \$3B appropriated in PLs 108-324, 109-61, and 109-62 for Hurricane Disaster Relief

4/ FY 2007 includes \$3B appropriated in GWOT Emergency Supplemental (PL 110-28) for BRAC

5/ FY 2008 includes \$16.8B appropriated for the Mine Resistant Ambush Protected Transfer Fund (PL 110-92 (\$5.2B)) and (PL 110-116 (\$11.6B)); also includes \$0.143B rescission enacted in the FY 2009 Supplemental but applicable to the FY 2008 OCO; does not reflect the \$3B rescission in PL 110-252 section 8003 applied to baseline programs

6/ FY 2009 does not reflect \$4.5B of rescissions enacted in the FY 2009 Supplemental that were applied to the Department's baseline programs; however, FY 2009 reflects \$0.1B of rescissions enacted in PL 113-6 (see note 10)

7/ FY 2010 reflects \$0.5B of rescissions enacted in the FY 2010 Supplemental, Education, Jobs, & Medicaid Assistance (PL 111-226), that were applied to the Department's FY 2010 OCO amounts; also, FY 2010 reflects \$0.6B of rescissions enacted in PL 112-74 (see note 9)

8/ FY 2011 reflects the FY 2011 Department of Defense and Full Year Continuing Appropriations Act (PL 112-10); also, FY 2011 reflects \$0.2B of rescissions enacted in PL 113-6 (see note 10) and \$0.1B of FY 2013 sequestered amount

9/ FY 2012 reflects the \$116B appropriated in the FY 2012 Consolidated Appropriations Act (PL 112-74) and does not reflect the \$0.6B of rescissions enacted in PL 112-74 that were applied to the Department's FY 2010 OCO programs; however, FY 2012 reflects \$1.7B of rescissions enacted in PL 113-6 (see note 10) and \$0.5B of FY 2013 sequestered amount

10/ FY 2013 reflects the Consolidated and Further Continuing Appropriations Act (PL 113-6) and does not reflect the \$0.1B, \$0.2B, and \$1.7B of rescissions enacted in PL 113-6 that were applied to the Department's FYs 2009, 2011, and 2012 OCO programs, respectively; however, FY 2013 reflects \$5.5B of FY 2013 sequestered amount

11/ FY 2014 reflects the Consolidated Appropriations Act (PL 113-76) and does not reflect the \$0.1B of rescissions enacted in PL 113-76 that were applied to the Department's FYs 2009 (\$0.05B) and 2013 (\$0.09B) in OCO programs, respectively

12/ FY 2015 reflects the Consolidated and Further Continuing Appropriations Act (PL 113-235) and does not reflect the \$1.2B of rescissions enacted in PL 113-235 that were applied to the Department's FYs 2014 (\$1.2B) and FY 2013 (\$0.007B) in OCO programs, respectively. Excludes Ebola emergency supplemental funds received in Title X for \$112 million

13/ FY 2016 reflects the Consolidated Appropriations Act, 2016 (PL 114-113) and does not reflect the \$0.4 of recessions enacted in PL 114-113 that were applied to FY 2015 Afghanistan Security Forces Fund

14/ FY 2017 reflects the Continuing Appropriations and the Military Construction, Veterans Affairs, and Related Agencies Appropriations Act, 2017 (Public Law (P.L.) 114-223) September 29, 2016 (\$172 million), the Further Continuing and Security Assistance Appropriations Act, 2017 (P.L. 114-254), December 10, 2016, (\$5.8 billion), and the Consolidated Appropriations Act of 2017 (P.L. 115-31) May 5, 2017, \$76.8 billion - Title IX (\$62,676.324 million (excluding \$854.324 million of rescissions) and Title X (\$14,752.267 million).

**DEPARTMENT OF DEFENSE (DoD)**  
**ESTIMATE OF COST OF WAR REPORT**

**As of August 31, 2017**

**Cost Estimate for Report**

**The cost to the Department of Defense to prepare and assemble this report is approximately \$181,000 for FY 2017.**

**Reference ID: 9-7F4BED9**

**Cost of War Report  
August 31, 2017**

**Table of Contents**

<u>Title of Report</u>	<u>Page</u>
Summary Cost of War Obligations by Component, Appropriation and Operation	1
Military Personnel Subsidiary Report	
Fiscal Years 2007 – 2017 All Appropriations (Cost Breakdown Structure)	9
Fiscal Year 2017 All Appropriations (Cost Breakdown Structure)	13
Operation and Maintenance Subsidiary Report	
Fiscal Years 2007- 2017 All Appropriations (Cost Breakdown Structure)	17
Fiscal Year 2017 All Appropriations (Cost Breakdown Structure)	29
FY 2017 Cost of War for FY 2017 Appropriations	40
FY 2017 Cost of War for FY 2016 Appropriations	45
FY 2017 Cost of War for FY 2015 Appropriations	50

**Summary Cost of War Obligations by Component, Appropriation and  
Operation**



**COST OF WAR**  
**Summary Obligations by Component, Appropriation and Operation**  
**Fiscal Year 2007 - 2017**  
**(Amounts in Thousands)**  
**As of August 31, 2017**

Appropriation	Operation New Dawn (OND) / Post-OND Iraq Activities		Operation Enduring Freedom		Operation Freedom's Sentinel		Operation Noble Eagle		Operation Inherent Resolve		Summary	
	Obligations August 2017	Obligations Year To Date	Obligations August 2017	Obligations Year To Date	Obligations August 2017	Obligations Year To Date	Obligations August 2017	Obligations Year To Date	Obligations August 2017	Obligations Year To Date	Obligations August 2017	Obligations Year To Date
<b>DoD Total</b>	<b>-67,435</b>	<b>228,208</b>	<b>-123,585</b>	<b>-2,110,749</b>	<b>4,088,715</b>	<b>37,428,421</b>	<b>9,164</b>	<b>84,792</b>	<b>709,581</b>	<b>7,135,368</b>	<b>4,616,440</b>	<b>42,766,040</b>
Military Personnel	0	-42	-3	-1,360,641	293,208	4,381,483	2,795	32,347	34,742	342,811	330,742	3,395,958
Operation and Maintenance	-66,717	-104,623	-104,493	-15,098	2,434,374	26,346,761	6,369	52,445	385,019	4,888,048	2,654,552	31,167,533
Afghanistan Security Forces Fund	0	0	-3,592	-124,866	726,644	3,739,956	0	0	0	0	723,052	3,615,090
Iraq Security Forces Fund	0	-8,147	0	0	0	0	0	0	0	0	0	-8,147
Afghanistan Infrastructure Fund	0	0	0	-205	0	0	0	0	0	0	0	-205
Iraq Train and Equip Fund	0	0	0	0	0	0	0	0	7,363	576,689	7,363	576,689
Counter-ISIL Train and Equip Fund	0	0	0	0	0	0	0	0	168,060	316,994	168,060	316,994
Procurement	-729	346,540	-2,082	-651,781	586,450	2,543,522	0	0	87,249	877,968	670,888	3,116,249
Joint Improvised Explosive Device Defeat Fund	11	-589	-536	-26,434	45,116	350,209	0	0	0	0	44,591	323,186
Research, Development, Test and Evaluation	0	-4,931	0	3,317	2,890	62,524	0	0	27,148	132,858	30,038	193,768
Revolving and Management Funds	0	0	3,782	58,131	33	3,799	0	0	0	0	3,815	61,930
Military Construction	0	0	-16,661	6,828	0	167	0	0	0	0	-16,661	6,995
<b>Army Total</b>	<b>-7,410</b>	<b>308,132</b>	<b>-22,434</b>	<b>-2,488,460</b>	<b>2,438,755</b>	<b>20,043,758</b>	<b>4,461</b>	<b>60,762</b>	<b>330,077</b>	<b>3,045,256</b>	<b>2,743,449</b>	<b>20,969,448</b>
Military Personnel	0	-42	-3	-1,360,641	182,653	3,275,606	2,047	24,616	19,501	197,981	204,198	2,137,520
Operation and Maintenance	-7,421	-36,809	-1,642	-140,064	1,134,350	10,903,120	2,414	36,146	120,103	1,796,338	1,247,804	12,558,731
Afghanistan Security Forces Fund	0	0	-3,592	-124,866	726,644	3,739,956	0	0	0	0	723,052	3,615,090
Iraq Security Forces Fund	0	-8,147	0	0	0	0	0	0	0	0	0	-8,147
Afghanistan Infrastructure Fund	0	0	0	-205	0	0	0	0	0	0	0	-205
Iraq Train and Equip Fund	0	0	0	0	0	0	0	0	7,363	576,689	7,363	576,689
Counter-ISIL Train and Equip Fund	0	0	0	0	0	0	0	0	168,060	316,994	168,060	316,994
Procurement	0	358,488	0	-842,219	393,606	1,898,939	0	0	8,672	51,811	402,278	1,467,019
Joint Improvised Explosive Device Defeat Fund	11	-589	-536	-26,434	-1,388	165,439	0	0	0	0	-1,913	138,416
Research, Development, Test and Evaluation	0	-4,769	0	4,513	2,890	60,698	0	0	6,378	105,443	9,268	165,885
Military Construction	0	0	-16,661	1,456	0	0	0	0	0	0	-16,661	1,456
<b>Navy/Marine Corps Total</b>	<b>-191</b>	<b>-10,172</b>	<b>-5,310</b>	<b>604,218</b>	<b>712,840</b>	<b>5,836,463</b>	<b>0</b>	<b>0</b>	<b>57,991</b>	<b>872,659</b>	<b>765,330</b>	<b>7,303,168</b>
<b>Navy Total</b>	<b>-406</b>	<b>-1,493</b>	<b>-1,217</b>	<b>65,834</b>	<b>545,160</b>	<b>5,053,806</b>	<b>0</b>	<b>0</b>	<b>58,433</b>	<b>761,822</b>	<b>601,970</b>	<b>5,879,969</b>
Military Personnel	0	0	0	0	31,801	322,485	0	0	2,288	24,633	34,089	347,118
Operation and Maintenance	0	0	0	0	501,742	4,602,743	0	0	33,466	482,456	535,208	5,085,199
Procurement	-406	-1,492	-1,217	61,577	11,617	128,411	0	0	1,909	227,318	11,903	415,814
Research, Development, Test and Evaluation	0	-1	0	-1,115	0	0	0	0	20,770	27,415	20,770	26,299
Military Construction	0	0	0	5,372	0	167	0	0	0	0	0	5,539
<b>Marine Corps Total</b>	<b>215</b>	<b>-8,679</b>	<b>-4,093</b>	<b>538,384</b>	<b>167,680</b>	<b>782,657</b>	<b>0</b>	<b>0</b>	<b>-442</b>	<b>110,837</b>	<b>163,360</b>	<b>1,423,199</b>
Military Personnel	0	0	0	0	13,703	93,284	0	0	403	3,846	14,106	97,130
Operation and Maintenance	315	-8,461	-3,435	543,400	153,212	635,724	0	0	-845	106,991	149,247	1,277,654
Procurement	-100	-218	-658	-5,016	765	53,649	0	0	0	0	7	48,415
<b>Air Force Total</b>	<b>326</b>	<b>-8,572</b>	<b>-22,320</b>	<b>-91,679</b>	<b>573,317</b>	<b>7,381,803</b>	<b>4,703</b>	<b>24,030</b>	<b>297,539</b>	<b>2,581,065</b>	<b>853,565</b>	<b>9,886,647</b>
Military Personnel	0	0	0	0	65,051	690,108	748	7,731	12,550	116,351	78,349	814,190
Operation and Maintenance	549	1,666	-21,713	-120,456	385,936	6,408,743	3,955	16,299	211,372	1,894,728	580,099	8,200,980
Procurement	-223	-10,238	-607	28,839	122,330	282,952	0	0	73,617	569,986	195,117	871,539
Research, Development, Test and Evaluation	0	0	0	-62	0	0	0	0	0	0	0	-62
<b>Defense Agencies Total</b>	<b>-60,160</b>	<b>-61,180</b>	<b>-73,521</b>	<b>-134,828</b>	<b>363,803</b>	<b>4,166,397</b>	<b>0</b>	<b>0</b>	<b>23,974</b>	<b>636,388</b>	<b>254,096</b>	<b>4,606,777</b>
Operation and Maintenance	-60,160	-61,019	-77,703	-297,978	259,134	3,796,431	0	0	20,923	607,535	142,194	4,044,969
Procurement	0	0	400	105,038	58,132	179,571	0	0	3,051	28,853	61,583	313,462

**COST OF WAR**  
**Summary Obligations by Component, Appropriation and Operation**  
**Fiscal Year 2007 - 2017**  
**(Amounts in Thousands)**  
**As of August 31, 2017**

	Operation New Dawn (OND) / Post-OND Iraq Activities		Operation Enduring Freedom		Operation Freedom's Sentinel		Operation Noble Eagle		Operation Inherent Resolve		Summary	
	Obligations August 2017	Obligations Year To Date	Obligations August 2017	Obligations Year To Date	Obligations August 2017	Obligations Year To Date	Obligations August 2017	Obligations Year To Date	Obligations August 2017	Obligations Year To Date	Obligations August 2017	Obligations Year To Date
Joint Improvised Explosive Device Defeat Fund	0	0	0	0	46,504	184,770	0	0	0	0	46,504	184,770
Research, Development, Test and Evaluation	0	-161	0	-19	0	1,826	0	0	0	0	0	1,646
Revolving and Management Funds	0	0	3,782	58,131	33	3,799	0	0	0	0	3,815	61,930

**COST OF WAR**  
**Obligations by Component, Appropriation and Operation**  
**Fiscal Year 2007 - 2017**  
**(Amounts in Thousands)**  
**As of August 31, 2017**

Appropriation	Operation New Dawn (OND) / Post-OND Iraq Activities		Operation Enduring Freedom		Operation Freedom's Sentinel		Operation Noble Eagle		Operation Inherent Resolve		Summary	
	Obligations August 2017	Obligations Year to Date	Obligations August 2017	Obligations Year to Date	Obligations August 2017	Obligations Year to Date	Obligations August 2017	Obligations Year to Date	Obligations August 2017	Obligations Year to Date	Obligations August 2017	Obligations Year to Date
<b>DoD Total</b>	<b>-67,435</b>	<b>228,208</b>	<b>-123,585</b>	<b>-2,110,749</b>	<b>4,088,715</b>	<b>37,428,421</b>	<b>9,164</b>	<b>84,792</b>	<b>709,581</b>	<b>7,135,368</b>	<b>4,616,440</b>	<b>42,766,040</b>
<b>Army Total</b>	<b>-7,410</b>	<b>308,132</b>	<b>-22,434</b>	<b>-2,488,460</b>	<b>2,438,755</b>	<b>20,043,758</b>	<b>4,461</b>	<b>60,762</b>	<b>330,077</b>	<b>3,045,256</b>	<b>2,743,449</b>	<b>20,969,448</b>
<b>Army Active</b>	<b>-7,410</b>	<b>308,174</b>	<b>-22,431</b>	<b>-2,488,358</b>	<b>2,375,184</b>	<b>19,800,896</b>	<b>4,461</b>	<b>60,762</b>	<b>330,077</b>	<b>3,045,256</b>	<b>2,679,881</b>	<b>20,726,730</b>
21 2015/2015 2010 Military Personnel, Army	0	0	0	-1,360,276	0	1,360,276	0	0	0	0	0	0
21 2017/2017 2010 Military Personnel, Army	0	0	0	0	161,578	1,779,799	2,047	24,616	19,501	197,981	183,126	2,002,396
21 2012/2012 2020 Operation and Maintenance, Army	-7,428	-38,317	-1,644	-152,403	0	0	0	0	0	0	-9,072	-190,720
21 2013/2013 2020 Operation and Maintenance, Army	0	-28	-5	-5,123	0	0	0	0	0	0	-5	-5,151
21 2014/2014 2020 Operation and Maintenance, Army	0	-56	7	-66	0	0	0	0	0	0	7	-122
21 2015/2015 2020 Operation and Maintenance, Army	0	2,577	0	17,265	-410	-34,295	0	0	0	0	-410	-14,453
21 2016/2016 2020 Operation and Maintenance, Army	7	-985	0	0	-16,446	-16,335	0	0	0	1	-16,439	-17,319
21 2017/2017 2020 Operation and Maintenance, Army	0	0	0	0	1,108,710	10,846,419	2,414	36,146	120,103	1,796,337	1,231,227	12,678,902
21 2010/2012 2031 Aircraft Procurement, Army	0	-4,305	0	-36,941	0	0	0	0	0	0	0	-41,246
21 2011/2013 2031 Aircraft Procurement, Army	0	61,511	0	553,603	0	0	0	0	0	0	0	615,114
21 2012/2014 2031 Aircraft Procurement, Army	0	-116,595	0	97,666	0	0	0	0	0	0	0	-18,929
21 2013/2015 2031 Aircraft Procurement, Army	0	0	0	17,491	0	0	0	0	0	0	0	17,491
21 2014/2016 2031 Aircraft Procurement, Army	0	0	0	-31,185	0	0	0	0	0	0	0	-31,185
21 2015/2017 2031 Aircraft Procurement, Army	0	0	0	0	651	90,168	0	0	0	0	651	90,168
21 2016/2018 2031 Aircraft Procurement, Army	0	0	0	0	5,107	100,393	0	0	0	0	5,107	100,393
21 2017/2019 2031 Aircraft Procurement, Army	0	0	0	0	23,257	145,391	0	0	0	0	23,257	145,391
21 2010/2012 2032 Missile Procurement, Army	0	-262	0	-2,358	0	0	0	0	0	0	0	-2,620
21 2011/2013 2032 Missile Procurement, Army	0	-6	0	-60	0	0	0	0	0	0	0	-66
21 2012/2014 2032 Missile Procurement, Army	0	-12,085	0	11,632	0	0	0	0	0	0	0	-453
21 2013/2015 2032 Missile Procurement, Army	0	0	0	-133	0	0	0	0	0	0	0	-133
21 2014/2016 2032 Missile Procurement, Army	0	0	0	-3,246	0	0	0	0	0	0	0	-3,246
21 2015/2017 2032 Missile Procurement, Army	0	0	0	0	133	34,401	0	0	31	6,828	164	41,229
21 2016/2018 2032 Missile Procurement, Army	0	0	0	0	0	0	0	0	8,641	29,916	8,641	29,916
21 2017/2019 2032 Missile Procurement, Army	0	0	0	0	293,859	296,294	0	0	0	0	293,859	296,294
21 2010/2012 2033 Procurement of Weapons & Tracked Vehicles	0	13	0	109	0	0	0	0	0	0	0	122
21 2011/2013 2033 Procurement of Weapons & Tracked Vehicles	0	5,611	0	50,496	0	0	0	0	0	0	0	56,107
21 2012/2014 2033 Procurement of Weapons & Tracked Vehicles	0	-3,169	0	2,923	0	0	0	0	0	0	0	-246
21 2016/2018 2033 Procurement of Weapons & Tracked Vehicles	0	0	0	0	1,323	261,275	0	0	0	0	1,323	261,275
21 2017/2019 2033 Procurement of Weapons & Tracked Vehicles	0	0	0	0	0	22,030	0	0	0	0	0	22,030
21 2010/2012 2034 Procurement of Ammunition, Army	0	-537	0	-4,839	0	0	0	0	0	0	0	-5,376
21 2011/2013 2034 Procurement of Ammunition, Army	0	-4,369	0	-39,316	0	0	0	0	0	0	0	-43,685
21 2012/2014 2034 Procurement of Ammunition, Army	0	-16,588	0	16,128	0	0	0	0	0	0	0	-460
21 2013/2015 2034 Procurement of Ammunition, Army	0	0	0	-455	0	0	0	0	0	0	0	-455
21 2014/2016 2034 Procurement of Ammunition, Army	0	0	0	-4	0	0	0	0	0	0	0	-4
21 2015/2017 2034 Procurement of Ammunition, Army	0	0	0	0	14,830	41,411	0	0	0	0	14,830	41,411
21 2016/2018 2034 Procurement of Ammunition, Army	0	0	0	0	1,160	29,014	0	0	0	0	1,160	29,014
21 2017/2019 2034 Procurement of Ammunition, Army	0	0	0	0	2,648	29,455	0	0	0	0	2,648	29,455
21 2009/2011 2035 Other Procurement, Army	0	763,774	0	7,866	0	0	0	0	0	0	0	771,640
21 2010/2012 2035 Other Procurement, Army	0	-142,809	0	-1,285,282	0	0	0	0	0	0	0	-1,428,091
21 2011/2013 2035 Other Procurement, Army	0	-23,128	0	-208,152	0	0	0	0	0	0	0	-231,280
21 2012/2014 2035 Other Procurement, Army	0	-148,568	0	9,036	0	0	0	0	0	0	0	-139,532
21 2013/2015 2035 Other Procurement, Army	0	0	0	-6,921	0	0	0	0	0	0	0	-6,921
21 2014/2016 2035 Other Procurement, Army	0	0	0	9,723	0	0	0	0	0	0	0	9,723
21 2015/2017 2035 Other Procurement, Army	0	0	0	0	43,022	108,968	0	0	0	0	43,022	108,968
21 2016/2018 2035 Other Procurement, Army	0	0	0	0	-1,858	293,156	0	0	0	37	-1,858	293,193
21 2017/2019 2035 Other Procurement, Army	0	0	0	0	9,474	446,983	0	0	0	15,030	9,474	462,013
21 2011/2012 2040 Research, Development, Test, and Eval, Army	0	-1,583	0	-14,245	0	0	0	0	0	0	0	-15,828
21 2012/2013 2040 Research, Development, Test, and Eval, Army	0	-1,851	0	1,641	0	0	0	0	0	0	0	-210
21 2013/2014 2040 Research, Development, Test, and Eval, Army	0	-1,335	0	17,117	0	0	0	0	0	0	0	15,782
21 2016/2017 2040 Research, Development, Test, and Eval, Army	0	0	0	0	0	0	0	0	0	-10	0	-10
21 2017/2018 2040 Research, Development, Test, and Eval, Army	0	0	0	0	2,890	60,698	0	0	6,378	105,453	9,268	166,151
21 2010/2012 2050 Military Construction, Army	0	0	-16,664	-10,118	0	0	0	0	0	0	-16,664	-10,118

**COST OF WAR**  
**Obligations by Component, Appropriation and Operation**  
**Fiscal Year 2007 - 2017**  
**(Amounts in Thousands)**  
**As of August 31, 2017**

Appropriation	Operation New Dawn (OND) / Post-OND Iraq Activities		Operation Enduring Freedom		Operation Freedom's Sentinel		Operation Noble Eagle		Operation Inherent Resolve		Summary	
	Obligations August 2017	Obligations Year to Date	Obligations August 2017	Obligations Year to Date	Obligations August 2017	Obligations Year to Date	Obligations August 2017	Obligations Year to Date	Obligations August 2017	Obligations Year to Date	Obligations August 2017	Obligations Year to Date
21 2011/2013 2050 Military Construction, Army	0	0	3	347	0	0	0	0	0	0	3	347
21 2012/2012 2050 Military Construction, Army	0	0	0	11,227	0	0	0	0	0	0	0	11,227
21 2011/2012 2091 Afghanistan Security Forces Fund, Army	0	0	-3,441	-29,190	0	0	0	0	0	0	-3,441	-29,190
21 2012/2013 2091 Afghanistan Security Forces Fund, Army	0	0	0	-40,876	0	0	0	0	0	0	0	-40,876
21 2013/2014 2091 Afghanistan Security Forces Fund, Army	0	0	-151	-54,790	0	0	0	0	0	0	-151	-54,790
21 2014/2015 2091 Afghanistan Security Forces Fund, Army	0	0	0	-10	0	-256	0	0	0	0	0	-266
21 2015/2016 2091 Afghanistan Security Forces Fund, Army	0	0	0	0	-254	-18,062	0	0	0	0	-254	-18,062
21 2016/2017 2091 Afghanistan Security Forces Fund, Army	0	0	0	0	251,707	703,381	0	0	0	0	251,707	703,381
21 2017/2018 2091 Afghanistan Security Forces Fund, Army	0	0	0	0	475,191	3,054,893	0	0	0	0	475,191	3,054,893
21 2011/2012 2092 Iraq Security Forces Fund, Army	0	-8,147	0	0	0	0	0	0	0	0	0	-8,147
21 2010/2012 2093 Joint Improvised Explosive Device Defeat Fund	-2	-238	-2	-238	0	0	0	0	0	0	-2	-476
21 2011/2013 2093 Joint Improvised Explosive Device Defeat Fund	13	-351	13	-351	0	0	0	0	0	0	26	-702
21 2012/2014 2093 Joint Improvised Explosive Device Defeat Fund	0	0	-6	-862	0	0	0	0	0	0	-6	-862
21 2013/2015 2093 Joint Improvised Explosive Device Defeat Fund	0	0	0	-23,434	0	0	0	0	0	0	0	-23,434
21 2014/2016 2093 Joint Improvised Explosive Device Defeat Fund	0	0	-541	-1,549	0	0	0	0	0	0	-541	-1,549
21 2015/2017 2093 Joint Improvised Explosive Device Defeat Fund	0	0	0	0	-1,229	23,384	0	0	0	0	-1,229	23,384
21 2016/2018 2093 Joint Improvised Explosive Device Defeat Fund	0	0	0	0	-612	54,394	0	0	0	0	-612	54,394
21 2017/2019 2093 Joint Improvised Explosive Device Defeat Fund	0	0	0	0	0	453	87,661	0	0	0	453	87,661
21 2011/2012 2096 Afghanistan Infrastructure Fund, Army	0	0	0	-885	0	0	0	0	0	0	0	-885
21 2012/2013 2096 Afghanistan Infrastructure Fund, Army	0	0	0	-1,879	0	0	0	0	0	0	0	-1,879
21 2013/2014 2096 Afghanistan Infrastructure Fund, Army	0	0	0	18	0	0	0	0	0	0	0	18
21 2014/2015 2096 Afghanistan Infrastructure Fund, Army	0	0	0	2,541	0	0	0	0	0	0	0	2,541
21 2015/2016 2097 Iraq Train and Equip Fund	0	0	0	0	0	0	0	0	-1	-5,563	-1	-5,563
21 2016/2017 2097 Iraq Train and Equip Fund	0	0	0	0	0	0	0	0	-1,240	304,375	-1,240	304,375
21 2017/2018 2097 Iraq Train and Equip Fund	0	0	0	0	0	0	0	0	8,604	277,877	8,604	277,877
21 2017/2018 2099 Counter-ISIL Train and Equip Fund	0	0	0	0	0	0	0	0	168,060	316,994	168,060	316,994
<b>Army Reserve</b>	<b>0</b>	<b>0</b>	<b>-3</b>	<b>417</b>	<b>2,510</b>	<b>34,465</b>	<b>0</b>	<b>0</b>	<b>0</b>	<b>0</b>	<b>2,507</b>	<b>34,882</b>
21 2012/2012 2070 Reserve Personnel, Army	0	0	-1	-8	0	0	0	0	0	0	-1	-8
21 2013/2013 2070 Reserve Personnel, Army	0	0	-2	-8	0	0	0	0	0	0	-2	-8
21 2014/2014 2070 Reserve Personnel, Army	0	0	0	-11	0	0	0	0	0	0	0	-11
21 2015/2015 2070 Reserve Personnel, Army	0	0	0	444	0	-485	0	0	0	0	0	-41
21 2016/2016 2070 Reserve Personnel, Army	0	0	0	0	-2	500	0	0	0	0	-2	500
21 2017/2017 2070 Reserve Personnel, Army	0	0	0	0	0	1,128	14,136	0	0	0	1,128	14,136
21 2017/2017 2080 Operation and Maintenance, Army Reserve	0	0	0	0	0	1,384	20,314	0	0	0	1,384	20,314
<b>Army National Guard</b>	<b>0</b>	<b>-42</b>	<b>0</b>	<b>-519</b>	<b>61,061</b>	<b>208,397</b>	<b>0</b>	<b>0</b>	<b>0</b>	<b>0</b>	<b>61,061</b>	<b>207,836</b>
21 2012/2012 2060 National Guard Personnel, Army	0	-43	0	-25	0	0	0	0	0	0	0	-68
21 2013/2013 2060 National Guard Personnel, Army	0	1	0	-4,216	0	0	0	0	0	0	0	-4,215
21 2014/2014 2060 National Guard Personnel, Army	0	0	0	-119	0	0	0	0	0	0	0	-119
21 2015/2015 2060 National Guard Personnel, Army	0	0	0	3,578	-10	-3,965	0	0	0	0	-10	-387
21 2016/2016 2060 National Guard Personnel, Army	0	0	0	0	-29	-4,291	0	0	0	0	-29	-4,291
21 2017/2017 2060 National Guard Personnel, Army	0	0	0	0	19,988	129,636	0	0	0	0	19,988	129,636
21 2015/2015 2065 Operation and Maintenance, Army Natl Guard	0	0	0	263	6	-257	0	0	0	0	6	6
21 2017/2017 2065 Operation and Maintenance, Army Natl Guard	0	0	0	0	41,106	87,274	0	0	0	0	41,106	87,274
<b>Navy/Marine Corps Total</b>	<b>-191</b>	<b>-10,172</b>	<b>-5,310</b>	<b>604,218</b>	<b>712,840</b>	<b>5,836,463</b>	<b>0</b>	<b>0</b>	<b>57,991</b>	<b>872,659</b>	<b>765,330</b>	<b>7,303,168</b>
<b>Navy Total</b>	<b>-406</b>	<b>-1,493</b>	<b>-1,217</b>	<b>65,834</b>	<b>545,160</b>	<b>5,053,806</b>	<b>0</b>	<b>0</b>	<b>58,433</b>	<b>761,822</b>	<b>601,970</b>	<b>5,879,969</b>
<b>Navy Active</b>	<b>-406</b>	<b>-1,493</b>	<b>-1,217</b>	<b>65,834</b>	<b>539,641</b>	<b>5,013,784</b>	<b>0</b>	<b>0</b>	<b>58,420</b>	<b>761,809</b>	<b>596,438</b>	<b>5,839,934</b>
17 2017/2017 1453 Military Personnel, Navy	0	0	0	0	28,870	309,317	0	0	2,275	24,620	31,145	333,937
17 2017/2017 1804 Operation and Maintenance, Navy	0	0	0	0	499,154	4,575,889	0	0	33,466	482,456	532,620	5,058,345
17 2010/2012 1506 Aircraft Procurement, Navy	-404	-3,056	-295	-2,481	0	0	0	0	0	0	-699	-5,537
17 2011/2013 1506 Aircraft Procurement, Navy	0	-41	0	-51	0	0	0	0	0	0	0	-92
17 2012/2014 1506 Aircraft Procurement, Navy	-1	-4	-825	-924	0	0	0	0	0	0	-826	-928
17 2013/2015 1506 Aircraft Procurement, Navy	0	0	0	-14	0	0	0	0	0	0	0	-14
17 2014/2016 1506 Aircraft Procurement, Navy	0	0	-123	-732	0	0	0	0	0	0	-123	-732
17 2015/2017 1506 Aircraft Procurement, Navy	0	0	288	3,661	0	0	0	0	0	0	288	3,661

**COST OF WAR**  
**Obligations by Component, Appropriation and Operation**  
**Fiscal Year 2007 - 2017**  
**(Amounts in Thousands)**  
**As of August 31, 2017**

Appropriation	Operation New Dawn (OND) / Post-OND Iraq Activities		Operation Enduring Freedom		Operation Freedom's Sentinel		Operation Noble Eagle		Operation Inherent Resolve		Summary	
	Obligations August 2017	Obligations Year to Date	Obligations August 2017	Obligations Year to Date	Obligations August 2017	Obligations Year to Date	Obligations August 2017	Obligations Year to Date	Obligations August 2017	Obligations Year to Date	Obligations August 2017	Obligations Year to Date
17 2016/2018 1506 Aircraft Procurement, Navy	0	0	0	0	-5	24,808	0	0	0	5,099	-5	29,907
17 2017/2019 1506 Aircraft Procurement, Navy	0	0	0	0	1,380	67,334	0	0	779	79,876	2,159	147,210
17 2010/2012 1507 Weapons Procurement, Navy	0	0	0	-75	0	0	0	0	0	0	0	-75
17 2011/2013 1507 Weapons Procurement, Navy	0	22	0	-5	0	0	0	0	0	0	0	17
17 2014/2016 1507 Weapons Procurement, Navy	0	0	0	-438	0	0	0	0	0	0	0	-438
17 2015/2017 1507 Weapons Procurement, Navy	0	0	0	639	0	0	0	0	0	44,550	0	45,189
17 2017/2019 1507 Weapons Procurement, Navy	0	0	0	0	5,486	5,486	0	0	0	0	5,486	5,486
17 2010/2012 1508 Procurement of Ammunition, Navy and USMC	-1	-260	-339	-1,881	0	0	0	0	0	0	-340	-2,141
17 2011/2013 1508 Procurement of Ammunition, Navy and USMC	0	-15	3	-1,518	0	0	0	0	0	0	3	-1,533
17 2012/2014 1508 Procurement of Ammunition, Navy and USMC	0	0	0	-130	0	0	0	0	0	0	0	-130
17 2013/2015 1508 Procurement of Ammunition, Navy and USMC	0	0	0	-1,048	0	0	0	0	0	0	0	-1,048
17 2014/2016 1508 Procurement of Ammunition, Navy and USMC	0	0	0	-183	0	0	0	0	0	0	0	-183
17 2015/2017 1508 Procurement of Ammunition, Navy and USMC	0	0	0	4,394	0	0	0	0	0	0	0	4,394
17 2016/2018 1508 Procurement of Ammunition, Navy and USMC	0	0	0	0	437	6,353	0	0	0	0	437	6,353
17 2017/2019 1508 Procurement of Ammunition, Navy and USMC	0	0	0	0	1,205	9,815	0	0	0	97,232	1,205	107,047
17 2010/2012 1810 Other Procurement, Navy	0	-161	0	-150	0	0	0	0	0	0	0	-311
17 2011/2013 1810 Other Procurement, Navy	0	-191	0	-13	0	0	0	0	0	0	0	-204
17 2012/2014 1810 Other Procurement, Navy	0	2,214	0	4,888	0	0	0	0	0	0	0	7,102
17 2013/2015 1810 Other Procurement, Navy	0	0	0	205	0	0	0	0	0	0	0	205
17 2014/2016 1810 Other Procurement, Navy	0	0	74	1,276	0	0	0	0	0	-21	74	1,255
17 2015/2017 1810 Other Procurement, Navy	0	0	0	56,157	0	0	0	0	1,130	582	1,130	56,739
17 2017/2019 1810 Other Procurement, Navy	0	0	0	0	3,114	14,615	0	0	0	0	3,114	14,615
17 2011/2012 1319 Research, Development, Test, and Eval, Navy	0	-1	0	-549	0	0	0	0	0	0	0	-550
17 2012/2013 1319 Research, Development, Test, and Eval, Navy	0	0	0	-10	0	0	0	0	0	0	0	-10
17 2013/2014 1319 Research, Development, Test, and Eval, Navy	0	0	0	-556	0	0	0	0	0	0	0	-556
17 2015/2016 1319 Research, Development, Test, and Eval, Navy	0	0	0	0	0	0	0	0	0	29	0	29
17 2017/2018 1319 Research, Development, Test, and Eval, Navy	0	0	0	0	0	0	0	0	20,770	27,386	20,770	27,386
17 2012/2012 1205 Military Construction, Navy and Marine Corps	0	0	0	5,099	0	0	0	0	0	0	0	5,099
17 2013/2013 1205 Military Construction, Navy and Marine Corps	0	0	0	273	0	0	0	0	0	0	0	273
17 2017/2021 1205 Military Construction, Navy and Marine Corps	0	0	0	0	0	167	0	0	0	0	0	167
<b>Navy Reserve</b>	<b>0</b>	<b>0</b>	<b>0</b>	<b>0</b>	<b>5,519</b>	<b>40,022</b>	<b>0</b>	<b>0</b>	<b>13</b>	<b>13</b>	<b>5,532</b>	<b>40,035</b>
17 2017/2017 1405 Reserve Personnel, Navy	0	0	0	0	2,931	13,168	0	0	13	13	2,944	13,181
17 2017/2017 1806 Operation and Maintenance, Navy Reserve	0	0	0	0	2,588	26,854	0	0	0	0	2,588	26,854
<b>Marine Corps Total</b>	<b>215</b>	<b>-8,679</b>	<b>-4,093</b>	<b>538,384</b>	<b>167,680</b>	<b>782,657</b>	<b>0</b>	<b>0</b>	<b>-442</b>	<b>110,837</b>	<b>163,360</b>	<b>1,423,199</b>
<b>Marine Corps Active</b>	<b>215</b>	<b>-8,679</b>	<b>-4,305</b>	<b>538,198</b>	<b>167,374</b>	<b>776,400</b>	<b>0</b>	<b>0</b>	<b>-442</b>	<b>110,837</b>	<b>162,842</b>	<b>1,416,756</b>
17 2017/2017 1105 Military Personnel, Marine Corps	0	0	0	0	13,427	89,250	0	0	403	3,846	13,830	93,096
17 2012/2012 1106 Operation and Maintenance, Marine Corps	-2	-176	-143	-6,841	0	0	0	0	0	0	-145	-7,017
17 2013/2013 1106 Operation and Maintenance, Marine Corps	0	-19	-3,838	-8,679	0	0	0	0	0	0	-3,838	-8,698
17 2014/2014 1106 Operation and Maintenance, Marine Corps	0	-9	334	7	0	0	0	0	0	0	334	-2
17 2015/2015 1106 Operation and Maintenance, Marine Corps	-10	-6,038	0	558,727	-343	-532,444	0	0	0	-20	-353	20,225
17 2016/2016 1106 Operation and Maintenance, Marine Corps	327	-2,219	0	0	-224	232,568	0	0	0	28	103	230,377
17 2017/2017 1106 Operation and Maintenance, Marine Corps	0	0	0	0	153,749	933,377	0	0	-845	106,983	152,904	1,040,360
17 2010/2012 1109 Procurement, Marine Corps	-100	-202	-489	-986	0	0	0	0	0	0	-589	-1,188
17 2011/2013 1109 Procurement, Marine Corps	0	-16	0	-1,576	0	0	0	0	0	0	0	-1,592
17 2012/2014 1109 Procurement, Marine Corps	0	0	-169	-1,666	0	0	0	0	0	0	-169	-1,666
17 2013/2015 1109 Procurement, Marine Corps	0	0	0	-591	0	0	0	0	0	0	0	-591
17 2014/2016 1109 Procurement, Marine Corps	0	0	0	-197	0	0	0	0	0	0	0	-197
17 2015/2017 1109 Procurement, Marine Corps	0	0	0	0	-39	332	0	0	0	0	-39	332
17 2016/2018 1109 Procurement, Marine Corps	0	0	0	0	0	8,332	0	0	0	0	0	8,332
17 2017/2019 1109 Procurement, Marine Corps	0	0	0	0	804	44,985	0	0	0	0	804	44,985
<b>Marine Corps Reserve</b>	<b>0</b>	<b>0</b>	<b>212</b>	<b>186</b>	<b>306</b>	<b>6,257</b>	<b>0</b>	<b>0</b>	<b>0</b>	<b>0</b>	<b>518</b>	<b>6,443</b>
17 2016/2016 1108 Reserve Personnel, Marine Corps	0	0	0	0	0	264	0	0	0	0	0	264
17 2017/2017 1108 Reserve Personnel, Marine Corps	0	0	0	0	276	3,770	0	0	0	0	276	3,770
17 2013/2013 1107 Operation and Maintenance, USMC Reserve	0	0	212	192	0	0	0	0	0	0	212	192

**COST OF WAR**  
**Obligations by Component, Appropriation and Operation**  
**Fiscal Year 2007 - 2017**  
**(Amounts in Thousands)**  
**As of August 31, 2017**

Appropriation	Operation New Dawn (OND) / Post-OND Iraq Activities		Operation Enduring Freedom		Operation Freedom's Sentinel		Operation Noble Eagle		Operation Inherent Resolve		Summary	
	Obligations August 2017	Obligations Year to Date	Obligations August 2017	Obligations Year to Date	Obligations August 2017	Obligations Year to Date	Obligations August 2017	Obligations Year to Date	Obligations August 2017	Obligations Year to Date	Obligations August 2017	Obligations Year to Date
17 2014/2014 1107 Operation and Maintenance, USMC Reserve	0	0	0	-10	0	0	0	0	0	0	0	-10
17 2015/2015 1107 Operation and Maintenance, USMC Reserve	0	0	0	4	0	-378	0	0	0	0	0	-374
17 2016/2016 1107 Operation and Maintenance, USMC Reserve	0	0	0	0	0	-10	0	0	0	0	0	-10
17 2017/2017 1107 Operation and Maintenance, USMC Reserve	0	0	0	0	30	2,611	0	0	0	0	30	2,611
<b>Air Force Total</b>	<b>326</b>	<b>-8,572</b>	<b>-22,320</b>	<b>-91,679</b>	<b>573,317</b>	<b>7,381,803</b>	<b>4,703</b>	<b>24,030</b>	<b>297,539</b>	<b>2,581,065</b>	<b>853,565</b>	<b>9,886,647</b>
<b>Air Force Active</b>	<b>326</b>	<b>-8,572</b>	<b>-22,320</b>	<b>-74,256</b>	<b>570,342</b>	<b>7,373,626</b>	<b>4,703</b>	<b>24,085</b>	<b>297,553</b>	<b>2,581,065</b>	<b>850,604</b>	<b>9,895,948</b>
57 2017/2017 3500 Military Personnel, Air Force	0	0	0	0	62,579	665,917	748	7,731	12,550	116,351	75,877	789,999
57 2012/2012 3400 Operation and Maintenance, Air Force	548	2,026	-17,385	-60,512	0	0	0	0	0	0	-16,837	-58,486
57 2013/2013 3400 Operation and Maintenance, Air Force	0	-295	-1,786	-13,400	0	0	0	0	0	0	-1,786	-13,695
57 2014/2014 3400 Operation and Maintenance, Air Force	0	44	-1,499	-23,295	0	0	0	-98	0	-1	-1,499	-23,350
57 2015/2015 3400 Operation and Maintenance, Air Force	-1	-49	-1,043	-5,826	-3,126	-17,470	0	5	1	-5,489	-4,169	-28,829
57 2016/2016 3400 Operation and Maintenance, Air Force	2	-60	0	0	-13,635	-78,698	2	31	-5,942	-9,651	-19,573	-88,378
57 2017/2017 3400 Operation and Maintenance, Air Force	0	0	0	0	402,194	6,520,925	3,953	16,416	217,327	1,909,869	623,474	8,447,210
57 2010/2012 3010 Aircraft Procurement, Air Force	-223	-10,011	-607	-612	0	0	0	0	0	0	0	-830
57 2011/2013 3010 Aircraft Procurement, Air Force	0	-227	0	-1,048	0	0	0	0	0	0	0	-1,275
57 2012/2014 3010 Aircraft Procurement, Air Force	0	0	0	816	0	0	0	0	0	0	0	816
57 2013/2015 3010 Aircraft Procurement, Air Force	0	0	0	-173	0	0	0	0	0	0	0	-173
57 2014/2016 3010 Aircraft Procurement, Air Force	0	0	0	-275	0	0	0	0	0	0	0	-275
57 2015/2017 3010 Aircraft Procurement, Air Force	0	0	0	33,954	0	0	0	0	0	-5,159	0	28,795
57 2016/2018 3010 Aircraft Procurement, Air Force	0	0	0	0	0	84,041	0	0	0	0	0	84,041
57 2017/2019 3010 Aircraft Procurement, Air Force	0	0	0	0	0	32,925	0	0	0	0	0	32,925
57 2012/2014 3020 Missile Procurement, Air Force	0	0	0	-52	0	0	0	0	0	0	0	-52
57 2015/2017 3020 Missile Procurement, Air Force	0	0	0	10,100	0	0	0	0	0	74,892	0	84,992
57 2016/2018 3020 Missile Procurement, Air Force	0	0	0	0	112,382	112,382	0	0	25,803	25,801	138,185	138,183
57 2017/2019 3020 Missile Procurement, Air Force	0	0	0	0	0	0	0	0	25	138	25	138
57 2010/2012 3011 Procurement of Ammunition, Air Force	0	0	0	-1,444	0	0	0	0	0	0	0	-1,444
57 2011/2013 3011 Procurement of Ammunition, Air Force	0	0	0	-2,508	0	0	0	0	0	0	0	-2,508
57 2013/2015 3011 Procurement of Ammunition, Air Force	0	0	0	-4	0	0	0	0	0	0	0	-4
57 2014/2016 3011 Procurement of Ammunition, Air Force	0	0	0	-7	0	-20	0	0	0	0	0	-27
57 2015/2017 3011 Procurement of Ammunition, Air Force	0	0	0	107	0	0	0	0	46,909	80,125	46,909	80,232
57 2016/2018 3011 Procurement of Ammunition, Air Force	0	0	0	0	0	8,286	0	0	0	0	0	8,286
57 2017/2019 3011 Procurement of Ammunition, Air Force	0	0	0	0	0	3,460	0	0	0	393,699	0	397,159
57 2010/2012 3080 Other Procurement, Air Force	0	0	0	-13,695	0	0	0	0	0	0	0	-13,695
57 2011/2013 3080 Other Procurement, Air Force	0	0	0	-12,000	0	0	0	0	0	0	0	-12,000
57 2012/2014 3080 Other Procurement, Air Force	0	0	0	-403	0	0	0	0	0	0	0	-403
57 2013/2015 3080 Other Procurement, Air Force	0	0	0	-94	0	0	0	0	0	0	0	-94
57 2014/2016 3080 Other Procurement, Air Force	0	0	0	-2	0	0	0	0	0	-75	0	-77
57 2015/2017 3080 Other Procurement, Air Force	0	0	0	16,179	0	2,068	0	0	0	-323	0	17,924
57 2016/2018 3080 Other Procurement, Air Force	0	0	0	0	7,702	37,541	0	0	0	0	7,702	37,541
57 2017/2019 3080 Other Procurement, Air Force	0	0	0	0	2,246	2,269	0	0	880	888	3,126	3,157
57 2011/2012 3600 Research, Development, Test, and Evaluation, Air Force	0	0	0	-90	0	0	0	0	0	0	0	-90
57 2012/2013 3600 Research, Development, Test, and Evaluation, Air Force	0	0	0	28	0	0	0	0	0	0	0	28
<b>Air Force Reserve</b>	<b>0</b>	<b>0</b>	<b>0</b>	<b>0</b>	<b>1,919</b>	<b>-5,190</b>	<b>0</b>	<b>0</b>	<b>-14</b>	<b>0</b>	<b>1,905</b>	<b>-5,190</b>
57 2016/2016 3700 Reserve Personnel, Air Force	0	0	0	0	0	2,350	0	0	0	0	0	2,350
57 2017/2017 3700 Reserve Personnel, Air Force	0	0	0	0	2,030	17,459	0	0	0	0	2,030	17,459
57 2015/2015 3740 Operation and Maintenance, Air Force Reserve	0	0	0	0	-43	-74,011	0	0	0	0	-43	-74,011
57 2016/2016 3740 Operation and Maintenance, Air Force Reserve	0	0	0	0	0	1	0	0	0	0	0	1
57 2017/2017 3740 Operation and Maintenance, Air Force Reserve	0	0	0	0	-68	49,011	0	0	-14	0	-82	49,011
<b>Air Force National Guard</b>	<b>0</b>	<b>0</b>	<b>0</b>	<b>-17,423</b>	<b>1,056</b>	<b>13,367</b>	<b>0</b>	<b>-55</b>	<b>0</b>	<b>0</b>	<b>1,056</b>	<b>-4,111</b>
57 2017/2017 3850 National Guard Personnel, Air Force	0	0	0	0	442	4,382	0	0	0	0	442	4,382
57 2015/2015 3840 Operation and Maintenance, Air Natl Guard	0	0	0	-17,423	0	-16	0	-55	0	0	0	-17,494
57 2017/2017 3840 Operation and Maintenance, Air Natl Guard	0	0	0	0	614	9,001	0	0	0	0	614	9,001
<b>Defense Agencies Total</b>	<b>-60,160</b>	<b>-61,180</b>	<b>-73,521</b>	<b>-134,828</b>	<b>363,803</b>	<b>4,166,397</b>	<b>0</b>	<b>0</b>	<b>23,974</b>	<b>636,388</b>	<b>254,096</b>	<b>4,606,777</b>
<b>DCAA Total</b>	<b>0</b>	<b>-118</b>	<b>0</b>	<b>0</b>	<b>1,028</b>	<b>5,993</b>	<b>0</b>	<b>0</b>	<b>169</b>	<b>1,974</b>	<b>1,197</b>	<b>7,849</b>

**COST OF WAR**  
**Obligations by Component, Appropriation and Operation**  
**Fiscal Year 2007 - 2017**  
**(Amounts in Thousands)**  
**As of August 31, 2017**

Appropriation	Operation New Dawn (OND) / Post-OND Iraq Activities		Operation Enduring Freedom		Operation Freedom's Sentinel		Operation Noble Eagle		Operation Inherent Resolve		Summary	
	Obligations August 2017	Obligations Year to Date	Obligations August 2017	Obligations Year to Date	Obligations August 2017	Obligations Year to Date	Obligations August 2017	Obligations Year to Date	Obligations August 2017	Obligations Year to Date	Obligations August 2017	Obligations Year to Date
97 2012/2012 0100 Operation and Maintenance, Defense-Wide	0	-606	0	0	0	-510	0	0	0	0	0	-1,116
97 2016/2016 0100 Operation and Maintenance, Defense-Wide	0	488	0	0	0	0	0	0	0	0	0	488
97 2017/2017 0100 Operation and Maintenance, Defense-Wide	0	0	0	0	1,028	6,503	0	0	169	1,974	1,197	8,477
<b>DCMA Total</b>	<b>0</b>	<b>0</b>	<b>0</b>	<b>0</b>	<b>121</b>	<b>13,564</b>	<b>0</b>	<b>0</b>	<b>0</b>	<b>0</b>	<b>121</b>	<b>13,564</b>
97 2017/2017 0100 Operation and Maintenance, Defense-Wide	0	0	0	0	121	13,564	0	0	0	0	121	13,564
<b>DHP Total</b>	<b>0</b>	<b>-822</b>	<b>-6,048</b>	<b>-209,972</b>	<b>29,657</b>	<b>250,476</b>	<b>0</b>	<b>0</b>	<b>0</b>	<b>0</b>	<b>23,609</b>	<b>39,682</b>
97 2011/2011 0130 Defense Health Program, O&M	0	-661	0	-1,150	0	0	0	0	0	0	0	-1,811
97 2011/2012 0130 Defense Health Program, RDT&E	0	-161	0	0	0	0	0	0	0	0	0	-161
97 2012/2012 0130 Defense Health Program, O&M	0	0	-1,368	-194,660	0	0	0	0	0	0	-1,368	-194,660
97 2013/2013 0130 Defense Health Program, O&M	0	0	-3,362	-8,779	0	0	0	0	0	0	-3,362	-8,779
97 2014/2014 0130 Defense Health Program, O&M	0	0	-1,318	-5,523	0	0	0	0	0	0	-1,318	-5,523
97 2015/2015 0130 Defense Health Program, O&M	0	0	0	140	-78	-1,192	0	0	0	0	-78	-1,052
97 2016/2016 0130 Defense Health Program, O&M	0	0	0	0	45	-48,938	0	0	0	0	45	-48,938
97 2017/2017 0130 Defense Health Program, O&M	0	0	0	0	29,690	300,606	0	0	0	0	29,690	300,606
<b>DHRA Total</b>	<b>0</b>	<b>0</b>	<b>5</b>	<b>3,828</b>	<b>0</b>	<b>0</b>	<b>0</b>	<b>0</b>	<b>0</b>	<b>0</b>	<b>5</b>	<b>3,828</b>
97 2013/2013 0100 Operation and Maintenance, Defense-Wide	0	0	0	4,953	0	0	0	0	0	0	0	4,953
97 2014/2014 0100 Operation and Maintenance, Defense-Wide	0	0	0	7	0	0	0	0	0	0	0	7
97 2015/2015 0100 Operation and Maintenance, Defense-Wide	0	0	5	-1,132	0	0	0	0	0	0	5	-1,132
<b>DISA Total</b>	<b>0</b>	<b>0</b>	<b>0</b>	<b>2,505</b>	<b>5,279</b>	<b>-14,372</b>	<b>0</b>	<b>0</b>	<b>3,575</b>	<b>66,433</b>	<b>8,854</b>	<b>54,566</b>
97 2014/2014 0100 Operation and Maintenance, Defense-Wide	0	0	0	2	0	0	0	0	0	0	0	2
97 2015/2015 0100 Operation and Maintenance, Defense-Wide	0	0	0	2,503	2	2	0	0	0	0	2	2,505
97 2016/2016 0100 Operation and Maintenance, Defense-Wide	0	0	0	0	5	-19,875	0	1	19,903	6	28	
97 2017/2017 0100 Operation and Maintenance, Defense-Wide	0	0	0	0	1,209	25,165	0	523	17,677	1,732	42,842	
97 2016/2018 0300 Procurement, Defense-Wide	0	0	0	0	0	-23,727	0	0	25,802	0	2,075	
97 2017/2019 0300 Procurement, Defense-Wide	0	0	0	0	4,063	4,063	0	3,051	3,051	7,114	7,114	
<b>DLA Total</b>	<b>0</b>	<b>0</b>	<b>3,782</b>	<b>58,131</b>	<b>33</b>	<b>3,799</b>	<b>0</b>	<b>0</b>	<b>0</b>	<b>0</b>	<b>3,815</b>	<b>61,930</b>
97 2013/XXXX 4930 Defense Working Capital Funds, Defense (Army)	0	0	0	381	0	0	0	0	0	0	0	381
97 2013/XXXX 4930 Defense Working Capital Funds, Defense	0	0	3,769	16,237	0	0	0	0	0	0	3,769	16,237
97 2014/XXXX 4930 Defense Working Capital Funds, Defense (Army)	0	0	0	-1,812	0	0	0	0	0	0	0	-1,812
97 2014/XXXX 4930 Defense Working Capital Funds, Defense	0	0	13	43,282	0	0	0	0	0	13	43,282	
97 2015/XXXX 4930 Defense Working Capital Funds, Defense	0	0	0	43	0	0	0	0	0	0	43	
97 2016/XXXX 4930 Defense Working Capital Funds, Defense	0	0	0	0	33	2,690	0	0	0	33	2,690	
97 2017/XXXX 4930 Defense Working Capital Funds, Defense	0	0	0	0	0	1,109	0	0	0	0	1,109	
<b>DLSA Total</b>	<b>-60,161</b>	<b>-60,161</b>	<b>0</b>	<b>0</b>	<b>3,992</b>	<b>94,282</b>	<b>0</b>	<b>0</b>	<b>0</b>	<b>0</b>	<b>-56,169</b>	<b>34,121</b>
97 2012/2012 0100 Operation and Maintenance, Defense-Wide	-60,161	-60,161	0	0	0	0	0	0	0	0	-60,161	-60,161
97 2017/2017 0100 Operation and Maintenance, Defense-Wide	0	0	0	0	3,992	94,282	0	0	0	0	3,992	94,282
<b>DMA Total</b>	<b>0</b>	<b>0</b>	<b>-24</b>	<b>-412</b>	<b>1,171</b>	<b>13,150</b>	<b>0</b>	<b>0</b>	<b>0</b>	<b>0</b>	<b>1,147</b>	<b>12,738</b>
97 2012/2012 0100 Operation and Maintenance, Defense-Wide	0	0	0	-402	0	0	0	0	0	0	0	-402
97 2013/2013 0100 Operation and Maintenance, Defense-Wide	0	0	-24	-66	0	0	0	0	0	0	-24	-66
97 2014/2014 0100 Operation and Maintenance, Defense-Wide	0	0	0	56	0	-56	0	0	0	0	0	0
97 2016/2016 0100 Operation and Maintenance, Defense-Wide	0	0	0	0	0	-34	0	0	0	0	0	-34
97 2017/2017 0100 Operation and Maintenance, Defense-Wide	0	0	0	0	1,171	13,240	0	0	0	1,171	13,240	
<b>DODEA Total</b>	<b>0</b>	<b>-10</b>	<b>0</b>	<b>-273</b>	<b>812</b>	<b>65,795</b>	<b>0</b>	<b>0</b>	<b>0</b>	<b>0</b>	<b>812</b>	<b>65,512</b>
97 2012/2012 0100 Operation and Maintenance, Defense-Wide	0	-10	0	0	0	0	0	0	0	0	0	-10
97 2013/2013 0100 Operation and Maintenance, Defense-Wide	0	0	0	-273	0	0	0	0	0	0	0	-273
97 2015/2015 0100 Operation and Maintenance, Defense-Wide	0	0	0	0	0	-37	0	0	0	0	0	-37
97 2016/2016 0100 Operation and Maintenance, Defense-Wide	0	0	0	0	0	-457	0	0	0	0	0	-457
97 2017/2017 0100 Operation and Maintenance, Defense-Wide	0	0	0	0	812	66,289	0	0	0	812	66,289	
<b>DODIG Total</b>	<b>0</b>	<b>0</b>	<b>0</b>	<b>-176</b>	<b>479</b>	<b>4,344</b>	<b>0</b>	<b>0</b>	<b>729</b>	<b>6,381</b>	<b>1,208</b>	<b>10,549</b>
97 2013/2013 0107 Office of the Inspector General, Defense	0	0	0	10	0	0	0	0	0	0	0	10
97 2014/2014 0107 Office of the Inspector General, Defense	0	0	0	-187	0	0	0	0	0	0	0	-187
97 2015/2015 0107 Office of the Inspector General, Defense	0	0	0	1	0	0	0	0	0	0	0	1

**COST OF WAR**  
**Obligations by Component, Appropriation and Operation**  
**Fiscal Year 2007 - 2017**  
**(Amounts in Thousands)**  
**As of August 31, 2017**

Appropriation	Operation New Dawn (OND) / Post-OND Iraq Activities		Operation Enduring Freedom		Operation Freedom's Sentinel		Operation Noble Eagle		Operation Inherent Resolve		Summary	
	Obligations August 2017	Obligations Year to Date	Obligations August 2017	Obligations Year to Date	Obligations August 2017	Obligations Year to Date	Obligations August 2017	Obligations Year to Date	Obligations August 2017	Obligations Year to Date	Obligations August 2017	Obligations Year to Date
97 2016/2016 0107 Office of the Inspector General, Defense	0	0	0	0	0	-127	0	0	0	-757	0	-884
97 2017/2017 0107 Office of the Inspector General, Defense	0	0	0	0	479	4,471	0	0	729	7,138	1,208	11,609
<b>DSCA Total</b>	<b>0</b>	<b>0</b>	<b>12,448</b>	<b>12,448</b>	<b>41,703</b>	<b>705,642</b>	<b>0</b>	<b>0</b>	<b>0</b>	<b>0</b>	<b>54,151</b>	<b>718,090</b>
97 2015/2016 0100 Operation and Maintenance, Defense-Wide	0	0	12,448	12,448	0	0	0	0	0	0	12,448	12,448
97 2016/2017 0100 Operation and Maintenance, Defense-Wide	0	0	0	0	-12,448	588,891	0	0	0	0	-12,448	588,891
97 2017/2017 0100 Operation and Maintenance, Defense-Wide	0	0	0	0	54,151	106,351	0	0	0	0	54,151	106,351
97 2017/2018 0100 Operation and Maintenance, Defense-Wide	0	0	0	0	0	10,400	0	0	0	0	0	10,400
<b>DTRA Total</b>	<b>0</b>	<b>0</b>	<b>0</b>	<b>0</b>	<b>51,161</b>	<b>239,955</b>	<b>0</b>	<b>0</b>	<b>0</b>	<b>0</b>	<b>51,161</b>	<b>239,955</b>
97 2016/2016 0100 Operation and Maintenance, Defense-Wide	0	0	0	0	0	-121	0	0	0	0	0	-121
97 2017/2017 0100 Operation and Maintenance, Defense-Wide	0	0	0	0	4,657	55,306	0	0	0	0	4,657	55,306
97 2017/2019 2093 Joint Improvised Explosive Device Defeat Fund	0	0	0	0	46,504	184,770	0	0	0	0	46,504	184,770
<b>JCS Total</b>	<b>0</b>	<b>0</b>	<b>-32</b>	<b>-60</b>	<b>0</b>	<b>0</b>	<b>0</b>	<b>0</b>	<b>0</b>	<b>0</b>	<b>-32</b>	<b>-60</b>
97 2012/2012 0100 Operation and Maintenance, Defense-Wide	0	0	-32	-60	0	0	0	0	0	0	-32	-60
<b>OSD Total</b>	<b>0</b>	<b>0</b>	<b>-77,805</b>	<b>-77,805</b>	<b>2,955</b>	<b>41,481</b>	<b>0</b>	<b>0</b>	<b>0</b>	<b>0</b>	<b>-74,850</b>	<b>-36,324</b>
97 2012/2012 0100 Operation and Maintenance, Defense-Wide	0	0	-77,805	-77,805	0	0	0	0	0	0	-77,805	-77,805
97 2017/2017 0100 Operation and Maintenance, Defense-Wide	0	0	0	0	2,955	41,481	0	0	0	0	2,955	41,481
<b>Other Total</b>	<b>1</b>	<b>1</b>	<b>0</b>	<b>-1,702</b>	<b>0</b>	<b>99,196</b>	<b>0</b>	<b>0</b>	<b>0</b>	<b>26,151</b>	<b>1</b>	<b>123,646</b>
97 2011/2011 0100 Operation and Maintenance, Defense-Wide	1	1	0	0	0	0	0	0	0	0	1	1
97 2012/2012 0100 Operation and Maintenance, Defense-Wide	0	0	0	-440	0	0	0	0	0	0	0	-440
97 2013/2013 0100 Operation and Maintenance, Defense-Wide	0	0	0	-174	0	0	0	0	0	0	0	-174
97 2014/2014 0100 Operation and Maintenance, Defense-Wide	0	0	0	-1,073	0	0	0	0	0	0	0	-1,073
97 2015/2015 0100 Operation and Maintenance, Defense-Wide	0	0	0	0	0	-534	0	0	0	0	0	-534
97 2016/2016 0100 Operation and Maintenance, Defense-Wide	0	0	0	0	0	-130	0	0	0	0	0	-130
97 2017/2017 0100 Operation and Maintenance, Defense-Wide	0	0	0	0	0	93,879	0	0	0	26,151	0	120,030
97 2012/2014 0300 Procurement, Defense-Wide	0	0	0	-3	0	0	0	0	0	0	0	-3
97 2013/2015 0300 Procurement, Defense-Wide	0	0	0	5	0	0	0	0	0	0	0	5
97 2014/2016 0300 Procurement, Defense-Wide	0	0	0	2	0	0	0	0	0	0	0	2
97 2015/2017 0300 Procurement, Defense-Wide	0	0	0	0	0	2,330	0	0	0	0	0	2,330
97 2016/2018 0300 Procurement, Defense-Wide	0	0	0	0	0	165	0	0	0	0	0	165
97 2017/2019 0300 Procurement, Defense-Wide	0	0	0	0	0	1,660	0	0	0	0	0	1,660
97 2012/2013 0400 Research, Development, Test, and Evaluation, Defense-Wide	0	0	0	-19	0	0	0	0	0	0	0	-19
97 2016/2017 0400 Research, Development, Test, and Evaluation, Defense-Wide	0	0	0	0	0	-146	0	0	0	0	0	-146
97 2017/2018 0400 Research, Development, Test, and Evaluation, Defense-Wide	0	0	0	0	0	1,972	0	0	0	0	0	1,972
<b>SOCOM Total</b>	<b>0</b>	<b>-70</b>	<b>-5,847</b>	<b>78,660</b>	<b>225,308</b>	<b>2,641,914</b>	<b>0</b>	<b>0</b>	<b>19,501</b>	<b>535,449</b>	<b>238,962</b>	<b>3,255,953</b>
97 2011/2011 0100 Operation and Maintenance, Defense-Wide	0	0	0	-412	0	0	0	0	0	0	0	-412
97 2012/2012 0100 Operation and Maintenance, Defense-Wide	0	-69	-3,476	-14,109	0	0	0	0	0	0	-3,476	-14,178
97 2013/2013 0100 Operation and Maintenance, Defense-Wide	0	0	-605	-3,337	0	0	0	0	0	0	-605	-3,337
97 2014/2014 0100 Operation and Maintenance, Defense-Wide	0	-1	-1,912	-3,751	0	0	0	0	0	0	-1,912	-3,752
97 2015/2015 0100 Operation and Maintenance, Defense-Wide	0	0	-254	-4,765	0	-33	0	0	0	0	-254	-4,798
97 2016/2016 0100 Operation and Maintenance, Defense-Wide	0	0	0	0	-237	9,635	0	0	0	-5	-237	9,630
97 2017/2017 0100 Operation and Maintenance, Defense-Wide	0	0	0	0	171,476	2,437,232	0	0	19,501	535,454	190,977	2,972,686
97 2015/2017 0300 Procurement, Defense-Wide	0	0	400	105,034	0	0	0	0	0	0	400	105,034
97 2016/2018 0300 Procurement, Defense-Wide	0	0	0	0	773	15,332	0	0	0	0	773	15,332
97 2017/2019 0300 Procurement, Defense-Wide	0	0	0	0	53,296	179,748	0	0	0	0	53,296	179,748
<b>WHS Total</b>	<b>0</b>	<b>0</b>	<b>0</b>	<b>0</b>	<b>104</b>	<b>1,178</b>	<b>0</b>	<b>0</b>	<b>0</b>	<b>0</b>	<b>104</b>	<b>1,178</b>
97 2017/2017 0100 Operation and Maintenance, Defense-Wide	0	0	0	0	104	1,178	0	0	0	0	104	1,178



**Military Personnel Subsidiary Report  
(Cost Breakdown Structure)**

**COST OF WAR**  
**Military Personnel (MILPERS) Summary Execution by Operation and Cost Breakdown Structure (CBS)**  
**Fiscal Year 2007 - 2017**  
**(Amounts in Thousands)**  
**As of August 31, 2017**

CBS Summary	Operation New Dawn (OND) / Post-OND Iraq Activities		Operation Enduring Freedom		Operation Freedom's Sentinel		Operation Noble Eagle		Operation Inherent Resolve		Summary	
	Obligations Year to Date	Disbursements Year to Date	Obligations Year to Date	Disbursements Year to Date	Obligations Year to Date	Disbursements Year to Date	Obligations Year to Date	Disbursements Year to Date	Obligations Year to Date	Disbursements Year to Date	Obligations Year to Date	Disbursements Year to Date
<b>MILPERS CBS Summary Total</b>	<b>-42</b>	<b>-41</b>	<b>-1,360,641</b>	<b>-1,372,214</b>	<b>4,381,483</b>	<b>4,278,656</b>	<b>32,347</b>	<b>32,347</b>	<b>342,811</b>	<b>338,833</b>	<b>3,395,958</b>	<b>3,277,581</b>
1.0 Personnel Costs	-42	-41	-1,360,641	-1,372,214	4,381,483	4,278,656	32,347	32,347	342,811	338,833	3,395,958	3,277,581
1.1.1 Reserve Components Called To Active Duty	0	0	-609,553	-609,553	2,861,602	2,795,545	31,719	31,719	243,519	239,673	2,527,287	2,457,384
1.1.2 Imminent Danger or Hostile Fire Pay	0	0	-28,109	-28,109	94,268	90,382	0	0	9,302	9,302	75,461	71,575
1.1.3 Family Separation Allowance	0	0	-15,074	-15,074	105,624	99,038	531	531	12,639	12,639	103,720	97,134
1.1.4 Hardship Duty Pay	0	0	-17,534	-17,534	69,737	67,045	0	0	8,531	8,531	60,734	58,042
1.1.5 Subsistence	0	0	-98,896	-98,896	382,088	379,511	97	97	57,257	57,257	340,546	337,969
1.1.6 Reserve Components Predeployment Training	-17	-16	-344	-11,912	176,841	164,782	0	0	13	10	176,493	152,864
1.1.7 Other Military Personnel (Special Pay)	-25	-25	-91,085	-91,090	184,415	182,309	0	0	11,550	11,421	104,855	102,615
1.1.8 Active Component Overstrength	0	0	-500,046	-500,046	506,908	500,044	0	0	0	0	6,862	-2
<b>1.0 Personnel Sub-Total</b>	<b>-42</b>	<b>-41</b>	<b>-1,360,641</b>	<b>-1,372,214</b>	<b>4,381,483</b>	<b>4,278,656</b>	<b>32,347</b>	<b>32,347</b>	<b>342,811</b>	<b>338,833</b>	<b>3,395,958</b>	<b>3,277,581</b>

**COST OF WAR**  
**Military Personnel (MILPERS) Summary Execution by Operation, Component, and Cost Breakdown Structure (CBS)**  
**Fiscal Year 2007 - 2017**  
**(Amounts in Thousands)**  
**As of August 31, 2017**

Component	Operation New Dawn (OND) / Post-OND Iraq Activities		Operation Enduring Freedom		Operation Freedom's Sentinel		Operation Noble Eagle		Operation Inherent Resolve		Summary	
	Obligations Year To Date	Disbursements Year To Date	Obligations Year To Date	Disbursements Year To Date	Obligations Year To Date	Disbursements Year To Date	Obligations Year To Date	Disbursements Year To Date	Obligations Year To Date	Disbursements Year To Date	Obligations Year To Date	Disbursements Year To Date
<b>Grand Total</b>	<b>-42</b>	<b>-41</b>	<b>-1,360,641</b>	<b>-1,372,214</b>	<b>4,381,483</b>	<b>4,278,656</b>	<b>32,347</b>	<b>32,347</b>	<b>342,811</b>	<b>338,833</b>	<b>3,395,958</b>	<b>3,277,581</b>
<b>Army Total</b>	<b>-42</b>	<b>-41</b>	<b>-1,360,641</b>	<b>-1,372,214</b>	<b>3,275,606</b>	<b>3,275,479</b>	<b>24,616</b>	<b>24,616</b>	<b>197,981</b>	<b>197,981</b>	<b>2,137,520</b>	<b>2,125,821</b>
1.1.1 Reserve Components Called To Active Duty	0	0	-609,553	-609,553	2,036,733	2,036,733	24,203	24,203	135,723	135,723	1,587,106	1,587,106
1.1.2 Imminent Danger or Hostile Fire Pay	0	0	-28,109	-28,109	65,643	65,643	0	0	4,619	4,619	42,153	42,153
1.1.3 Family Separation Allowance	0	0	-15,074	-15,074	57,979	57,979	413	413	5,883	5,883	49,201	49,201
1.1.4 Hardship Duty Pay	0	0	-17,534	-17,534	48,695	48,695	0	0	4,717	4,717	35,878	35,878
1.1.5 Subsistence	0	0	-98,896	-98,896	281,403	281,403	0	0	39,448	39,448	221,955	221,955
1.1.6 Reserve Components Predeployment Training	-17	-16	-344	-11,912	135,501	135,368	0	0	0	0	135,140	123,440
1.1.7 Other Military Personnel (Special Pay)	-25	-25	-91,085	-91,090	149,608	149,614	0	0	7,591	7,591	66,089	66,090
1.1.8 Active Component Overstrength	0	0	-500,046	-500,046	500,044	500,044	0	0	0	0	-2	-2
<b>1.0 Personnel Sub-Total</b>	<b>-42</b>	<b>-41</b>	<b>-1,360,641</b>	<b>-1,372,214</b>	<b>3,275,606</b>	<b>3,275,479</b>	<b>24,616</b>	<b>24,616</b>	<b>197,981</b>	<b>197,981</b>	<b>2,137,520</b>	<b>2,125,821</b>
<b>Navy/Marine Corps Total</b>	<b>0</b>	<b>0</b>	<b>0</b>	<b>0</b>	<b>415,769</b>	<b>318,574</b>	<b>0</b>	<b>0</b>	<b>28,479</b>	<b>24,501</b>	<b>444,248</b>	<b>343,075</b>
<b>Navy Total</b>	<b>0</b>	<b>0</b>	<b>0</b>	<b>0</b>	<b>322,485</b>	<b>318,574</b>	<b>0</b>	<b>0</b>	<b>24,633</b>	<b>24,501</b>	<b>347,118</b>	<b>343,075</b>
1.1.1 Reserve Components Called To Active Duty	0	0	0	0	237,862	237,862	0	0	20,934	20,934	258,796	258,796
1.1.2 Imminent Danger or Hostile Fire Pay	0	0	0	0	6,925	6,925	0	0	610	610	7,535	7,535
1.1.3 Family Separation Allowance	0	0	0	0	19,358	19,358	0	0	1,704	1,704	21,062	21,062
1.1.4 Hardship Duty Pay	0	0	0	0	3,258	3,258	0	0	287	287	3,545	3,545
1.1.5 Subsistence	0	0	0	0	21,401	21,401	0	0	0	0	21,401	21,401
1.1.6 Reserve Components Predeployment Training	0	0	0	0	13,157	10,728	0	0	13	10	13,170	10,738
1.1.7 Other Military Personnel (Special Pay)	0	0	0	0	20,524	19,042	0	0	1,085	956	21,609	19,998
<b>1.0 Personnel Sub-Total</b>	<b>0</b>	<b>0</b>	<b>0</b>	<b>0</b>	<b>322,485</b>	<b>318,574</b>	<b>0</b>	<b>0</b>	<b>24,633</b>	<b>24,501</b>	<b>347,118</b>	<b>343,075</b>
<b>Marine Corps Total</b>	<b>0</b>	<b>0</b>	<b>0</b>	<b>0</b>	<b>93,284</b>	<b>0</b>	<b>0</b>	<b>0</b>	<b>3,846</b>	<b>0</b>	<b>97,130</b>	<b>0</b>
1.1.1 Reserve Components Called To Active Duty	0	0	0	0	66,057	0	0	0	3,846	0	69,903	0
1.1.2 Imminent Danger or Hostile Fire Pay	0	0	0	0	3,886	0	0	0	0	0	3,886	0
1.1.3 Family Separation Allowance	0	0	0	0	6,586	0	0	0	0	0	6,586	0
1.1.4 Hardship Duty Pay	0	0	0	0	2,692	0	0	0	0	0	2,692	0
1.1.5 Subsistence	0	0	0	0	2,577	0	0	0	0	0	2,577	0
1.1.6 Reserve Components Predeployment Training	0	0	0	0	3,992	0	0	0	0	0	3,992	0
1.1.7 Other Military Personnel (Special Pay)	0	0	0	0	630	0	0	0	0	0	630	0
1.1.8 Active Component Overstrength	0	0	0	0	6,864	0	0	0	0	0	6,864	0
<b>1.0 Personnel Sub-Total</b>	<b>0</b>	<b>0</b>	<b>0</b>	<b>0</b>	<b>93,284</b>	<b>0</b>	<b>0</b>	<b>0</b>	<b>3,846</b>	<b>0</b>	<b>97,130</b>	<b>0</b>
<b>Air Force Total</b>	<b>0</b>	<b>0</b>	<b>0</b>	<b>0</b>	<b>690,108</b>	<b>684,603</b>	<b>7,731</b>	<b>7,731</b>	<b>116,351</b>	<b>116,351</b>	<b>814,190</b>	<b>808,685</b>
1.1.1 Reserve Components Called To Active Duty	0	0	0	0	520,950	520,950	7,516	7,516	83,016	83,016	611,482	611,482
1.1.2 Imminent Danger or Hostile Fire Pay	0	0	0	0	17,814	17,814	0	0	4,073	4,073	21,887	21,887
1.1.3 Family Separation Allowance	0	0	0	0	21,701	21,701	118	118	5,052	5,052	26,871	26,871
1.1.4 Hardship Duty Pay	0	0	0	0	15,092	15,092	0	0	3,527	3,527	18,619	18,619
1.1.5 Subsistence	0	0	0	0	76,707	76,707	97	97	17,809	17,809	94,613	94,613
1.1.6 Reserve Components Predeployment Training	0	0	0	0	24,191	18,686	0	0	0	0	24,191	18,686
1.1.7 Other Military Personnel (Special Pay)	0	0	0	0	13,653	13,653	0	0	2,874	2,874	16,527	16,527
<b>1.0 Personnel Sub-Total</b>	<b>0</b>	<b>0</b>	<b>0</b>	<b>0</b>	<b>690,108</b>	<b>684,603</b>	<b>7,731</b>	<b>7,731</b>	<b>116,351</b>	<b>116,351</b>	<b>814,190</b>	<b>808,685</b>

**COST OF WAR**  
**Military Personnel (MILPERS) Summary Execution by Operation, Component, Appropriation and Cost Breakdown Structure (CBS)**  
**Fiscal Year 2007 - 2017**  
**(Amounts in Thousands)**  
**As of August 31, 2017**

Component and Appropriation	Operation New Dawn (OND) / Post-OND Iraq Activities		Operation Enduring Freedom		Operation Freedom's Sentinel		Operation Noble Eagle		Operation Inherent Resolve		Summary	
	Obligations Year to Date	Disbursements Year to Date	Obligations Year to Date	Disbursements Year to Date	Obligations Year to Date	Disbursements Year to Date	Obligations Year to Date	Disbursements Year to Date	Obligations Year to Date	Disbursements Year to Date	Obligations Year to Date	Disbursements Year to Date
<b>Grand Total</b>	-42	-41	-1,360,641	-1,372,214	4,381,483	4,278,656	32,347	32,347	342,811	338,833	3,395,958	3,277,581
<b>Army Total</b>	-42	-41	-1,360,641	-1,372,214	3,275,606	3,275,479	24,616	24,616	197,981	197,981	2,137,520	2,125,821
<b>Army Active Total</b>	0	0	-1,360,276	-1,360,276	3,140,075	3,140,075	24,616	24,616	197,981	197,981	2,002,396	2,002,396
Military Personnel, Army												
1.1.1 Reserve Components Called To Active Duty	0	0	-609,553	-609,553	2,036,733	2,036,733	24,203	24,203	135,723	135,723	1,587,106	1,587,106
1.1.2 Imminent Danger or Hostile Fire Pay	0	0	-28,109	-28,109	65,643	65,643	0	0	4,619	4,619	42,153	42,153
1.1.3 Family Separation Allowance	0	0	-15,074	-15,074	57,979	57,979	413	413	5,883	5,883	49,201	49,201
1.1.4 Hardship Duty Pay	0	0	-17,534	-17,534	48,695	48,695	0	0	4,717	4,717	35,878	35,878
1.1.5 Subsistence	0	0	-98,896	-98,896	281,403	281,403	0	0	39,448	39,448	221,955	221,955
1.1.7 Other Military Personnel (Special Pay)	0	0	-91,064	-91,064	149,578	149,578	0	0	7,591	7,591	66,105	66,105
1.1.8 Active Component Overstrength	0	0	-500,046	-500,046	500,044	500,044	0	0	0	0	-2	-2
<b>1.0 Personnel Sub-Total</b>	0	0	-1,360,276	-1,360,276	3,140,075	3,140,075	24,616	24,616	197,981	197,981	2,002,396	2,002,396
<b>Army Reserve Total</b>	0	0	417	-1,143	14,151	14,892	0	0	0	0	14,568	13,749
Reserve Personnel, Army												
1.1.6 Reserve Components Predeployment Training	0	0	417	-1,143	14,151	14,892	0	0	0	0	14,568	13,749
<b>1.0 Personnel Sub-Total</b>	0	0	417	-1,143	14,151	14,892	0	0	0	0	14,568	13,749
<b>Army National Guard Total</b>	-42	-41	-782	-10,795	121,380	120,512	0	0	0	0	120,556	109,676
National Guard Personnel, Army												
1.1.6 Reserve Components Predeployment Training	-17	-16	-761	-10,769	121,350	120,476	0	0	0	0	120,572	109,691
1.1.7 Other Military Personnel (Special Pay)	-25	-25	-21	-26	30	36	0	0	0	0	-16	-15
<b>1.0 Personnel Sub-Total</b>	-42	-41	-782	-10,795	121,380	120,512	0	0	0	0	120,556	109,676
<b>Navy/Marine Corps Total</b>	0	0	0	0	415,769	318,574	0	0	28,479	24,501	444,248	343,075
<b>Navy Total</b>	0	0	0	0	322,485	318,574	0	0	24,633	24,501	347,118	343,075
<b>Navy Active Total</b>	0	0	0	0	309,317	307,835	0	0	24,620	24,491	333,937	332,326
Military Personnel, Navy												
1.1.1 Reserve Components Called To Active Duty	0	0	0	0	237,862	237,862	0	0	20,934	20,934	258,796	258,796
1.1.2 Imminent Danger or Hostile Fire Pay	0	0	0	0	6,921	6,921	0	0	610	610	7,531	7,531
1.1.3 Family Separation Allowance	0	0	0	0	19,358	19,358	0	0	1,704	1,704	21,062	21,062
1.1.4 Hardship Duty Pay	0	0	0	0	3,251	3,251	0	0	287	287	3,538	3,538
1.1.5 Subsistence	0	0	0	0	21,401	21,401	0	0	0	0	21,401	21,401
1.1.7 Other Military Personnel (Special Pay)	0	0	0	0	20,524	19,042	0	0	1,085	956	21,609	19,998
<b>1.0 Personnel Sub-Total</b>	0	0	0	0	309,317	307,835	0	0	24,620	24,491	333,937	332,326
<b>Navy Reserve Total</b>	0	0	0	0	13,168	10,739	0	0	13	10	13,181	10,749
Reserve Personnel, Navy												
1.1.2 Imminent Danger or Hostile Fire Pay	0	0	0	0	4	4	0	0	0	0	4	4
1.1.4 Hardship Duty Pay	0	0	0	0	7	7	0	0	0	0	7	7
1.1.6 Reserve Components Predeployment Training	0	0	0	0	13,157	10,728	0	0	13	10	13,170	10,738
<b>1.0 Personnel Sub-Total</b>	0	0	0	0	13,168	10,739	0	0	13	10	13,181	10,749
<b>Marine Corps Total</b>	0	0	0	0	93,284	0	0	0	3,846	0	97,130	0
<b>Marine Corps Active Total</b>	0	0	0	0	89,250	0	0	0	3,846	0	93,096	0
Military Personnel, Marine Corps												
1.1.1 Reserve Components Called To Active Duty	0	0	0	0	66,057	0	0	0	3,846	0	69,903	0
1.1.2 Imminent Danger or Hostile Fire Pay	0	0	0	0	3,881	0	0	0	0	0	3,881	0
1.1.3 Family Separation Allowance	0	0	0	0	6,568	0	0	0	0	0	6,568	0
1.1.4 Hardship Duty Pay	0	0	0	0	2,673	0	0	0	0	0	2,673	0
1.1.5 Subsistence	0	0	0	0	2,577	0	0	0	0	0	2,577	0
1.1.7 Other Military Personnel (Special Pay)	0	0	0	0	630	0	0	0	0	0	630	0
1.1.8 Active Component Overstrength	0	0	0	0	6,864	0	0	0	0	0	6,864	0
<b>1.0 Personnel Sub-Total</b>	0	0	0	0	89,250	0	0	0	3,846	0	93,096	0

**COST OF WAR**  
**Military Personnel (MILPERS) Summary Execution by Operation, Component, Appropriation and Cost Breakdown Structure (CBS)**  
**Fiscal Year 2007 - 2017**  
**(Amounts in Thousands)**  
**As of August 31, 2017**

Component and Appropriation	Operation New Dawn (OND) / Post-OND Iraq Activities		Operation Enduring Freedom		Operation Freedom's Sentinel		Operation Noble Eagle		Operation Inherent Resolve		Summary	
	Obligations Year to Date	Disbursements Year to Date	Obligations Year to Date	Disbursements Year to Date	Obligations Year to Date	Disbursements Year to Date	Obligations Year to Date	Disbursements Year to Date	Obligations Year to Date	Disbursements Year to Date	Obligations Year to Date	Disbursements Year to Date
<b>Marine Corps Reserve Total</b>	<b>0</b>	<b>0</b>	<b>0</b>	<b>0</b>	<b>4,034</b>	<b>0</b>	<b>0</b>	<b>0</b>	<b>0</b>	<b>0</b>	<b>4,034</b>	<b>0</b>
Reserve Personnel, Marine Corps												
1.1.2 Imminent Danger or Hostile Fire Pay	0	0	0	0	5	0	0	0	0	0	5	0
1.1.3 Family Separation Allowance	0	0	0	0	18	0	0	0	0	0	18	0
1.1.4 Hardship Duty Pay	0	0	0	0	19	0	0	0	0	0	19	0
1.1.6 Reserve Components Predeployment Training	0	0	0	0	3,992	0	0	0	0	0	3,992	0
<b>1.0 Personnel Sub-Total</b>	<b>0</b>	<b>0</b>	<b>0</b>	<b>0</b>	<b>4,034</b>	<b>0</b>	<b>0</b>	<b>0</b>	<b>0</b>	<b>0</b>	<b>4,034</b>	<b>0</b>
<b>Air Force Total</b>	<b>0</b>	<b>0</b>	<b>0</b>	<b>0</b>	<b>690,108</b>	<b>684,603</b>	<b>7,731</b>	<b>7,731</b>	<b>116,351</b>	<b>116,351</b>	<b>814,190</b>	<b>808,685</b>
<b>Air Force Active Total</b>	<b>0</b>	<b>0</b>	<b>0</b>	<b>0</b>	<b>665,917</b>	<b>665,917</b>	<b>7,731</b>	<b>7,731</b>	<b>116,351</b>	<b>116,351</b>	<b>789,999</b>	<b>789,999</b>
Military Personnel, Air Force												
1.1.1 Reserve Components Called To Active Duty	0	0	0	0	520,950	520,950	7,516	7,516	83,016	83,016	611,482	611,482
1.1.2 Imminent Danger or Hostile Fire Pay	0	0	0	0	17,814	17,814	0	0	4,073	4,073	21,887	21,887
1.1.3 Family Separation Allowance	0	0	0	0	21,701	21,701	118	118	5,052	5,052	26,871	26,871
1.1.4 Hardship Duty Pay	0	0	0	0	15,092	15,092	0	0	3,527	3,527	18,619	18,619
1.1.5 Subsistence	0	0	0	0	76,707	76,707	97	97	17,809	17,809	94,613	94,613
1.1.7 Other Military Personnel (Special Pay)	0	0	0	0	13,653	13,653	0	0	2,874	2,874	16,527	16,527
<b>1.0 Personnel Sub-Total</b>	<b>0</b>	<b>0</b>	<b>0</b>	<b>0</b>	<b>665,917</b>	<b>665,917</b>	<b>7,731</b>	<b>7,731</b>	<b>116,351</b>	<b>116,351</b>	<b>789,999</b>	<b>789,999</b>
<b>Air Force Reserve Total</b>	<b>0</b>	<b>0</b>	<b>0</b>	<b>0</b>	<b>19,809</b>	<b>15,135</b>	<b>0</b>	<b>0</b>	<b>0</b>	<b>0</b>	<b>19,809</b>	<b>15,135</b>
Reserve Personnel, Air Force												
1.1.6 Reserve Components Predeployment Training	0	0	0	0	19,809	15,135	0	0	0	0	19,809	15,135
<b>1.0 Personnel Sub-Total</b>	<b>0</b>	<b>0</b>	<b>0</b>	<b>0</b>	<b>19,809</b>	<b>15,135</b>	<b>0</b>	<b>0</b>	<b>0</b>	<b>0</b>	<b>19,809</b>	<b>15,135</b>
<b>Air Force National Guard Total</b>	<b>0</b>	<b>0</b>	<b>0</b>	<b>0</b>	<b>4,382</b>	<b>3,551</b>	<b>0</b>	<b>0</b>	<b>0</b>	<b>0</b>	<b>4,382</b>	<b>3,551</b>
National Guard Personnel, Air Force												
1.1.6 Reserve Components Predeployment Training	0	0	0	0	4,382	3,551	0	0	0	0	4,382	3,551
<b>1.0 Personnel Sub-Total</b>	<b>0</b>	<b>0</b>	<b>0</b>	<b>0</b>	<b>4,382</b>	<b>3,551</b>	<b>0</b>	<b>0</b>	<b>0</b>	<b>0</b>	<b>4,382</b>	<b>3,551</b>

**COST OF WAR**  
**Military Personnel (MILPERS) Summary Execution by Operation and Cost Breakdown Structure (CBS)**  
**Beginning Fiscal Year - 2017**  
**(Amounts in Thousands)**  
**As of August 31, 2017**

CBS Summary	Operation Enduring Freedom		Operation Freedom's Sentinel		Operation Noble Eagle		Operation Inherent Resolve		Summary	
	Obligations Year to Date	Disbursements Year to Date	Obligations Year to Date	Disbursements Year to Date	Obligations Year to Date	Disbursements Year to Date	Obligations Year to Date	Disbursements Year to Date	Obligations Year to Date	Disbursements Year to Date
<b>MILPERS CBS Summary Total</b>	<b>0</b>	<b>0</b>	<b>3,026,834</b>	<b>2,902,681</b>	<b>32,347</b>	<b>32,347</b>	<b>342,811</b>	<b>338,833</b>	<b>3,401,992</b>	<b>3,273,861</b>
1.0 Personnel Costs	0	0	3,026,834	2,902,681	32,347	32,347	342,811	338,833	3,401,992	3,273,861
1.1.1 Reserve Components Called To Active Duty	0	0	2,252,048	2,185,991	31,719	31,719	243,519	239,673	2,527,286	2,457,383
1.1.2 Imminent Danger or Hostile Fire Pay	0	0	66,160	62,274	0	0	9,302	9,302	75,462	71,576
1.1.3 Family Separation Allowance	0	0	90,544	83,963	531	531	12,639	12,639	103,714	97,133
1.1.4 Hardship Duty Pay	0	0	52,190	49,511	0	0	8,531	8,531	60,721	58,042
1.1.5 Subsistence	0	0	283,192	280,615	97	97	57,257	57,257	340,546	337,969
1.1.6 Reserve Components Predeployment Training	0	0	182,516	149,119	0	0	13	10	182,529	149,129
1.1.7 Other Military Personnel (Special Pay)	0	0	93,320	91,208	0	0	11,550	11,421	104,870	102,629
1.1.8 Active Component Overstrength	0	0	6,864	0	0	0	0	0	6,864	0
<b>1.0 Personnel Sub-Total</b>	<b>0</b>	<b>0</b>	<b>3,026,834</b>	<b>2,902,681</b>	<b>32,347</b>	<b>32,347</b>	<b>342,811</b>	<b>338,833</b>	<b>3,401,992</b>	<b>3,273,861</b>

**COST OF WAR**  
**Military Personnel (MILPERS) Summary Execution by Operation, Component, and Cost Breakdown Structure (CBS)**  
**Beginning Fiscal Year - 2017**  
**(Amounts in Thousands)**  
**As of August 31, 2017**

Component	Operation Enduring Freedom		Operation Freedom's Sentinel		Operation Noble Eagle		Operation Inherent Resolve		Summary	
	Obligations Year To Date	Disbursements Year To Date	Obligations Year To Date	Disbursements Year To Date	Obligations Year To Date	Disbursements Year To Date	Obligations Year To Date	Disbursements Year To Date	Obligations Year To Date	Disbursements Year To Date
<b>Grand Total</b>	<b>0</b>	<b>0</b>	<b>3,026,834</b>	<b>2,902,681</b>	<b>32,347</b>	<b>32,347</b>	<b>342,811</b>	<b>338,833</b>	<b>3,401,992</b>	<b>3,273,861</b>
<b>Army Total</b>	<b>0</b>	<b>0</b>	<b>1,923,571</b>	<b>1,901,451</b>	<b>24,616</b>	<b>24,616</b>	<b>197,981</b>	<b>197,981</b>	<b>2,146,168</b>	<b>2,124,048</b>
1.1.1 Reserve Components Called To Active Duty	0	0	1,427,179	1,427,179	24,203	24,203	135,723	135,723	1,587,105	1,587,105
1.1.2 Imminent Danger or Hostile Fire Pay	0	0	37,535	37,535	0	0	4,619	4,619	42,154	42,154
1.1.3 Family Separation Allowance	0	0	42,904	42,904	413	413	5,883	5,883	49,200	49,200
1.1.4 Hardship Duty Pay	0	0	31,161	31,161	0	0	4,717	4,717	35,878	35,878
1.1.5 Subsistence	0	0	182,507	182,507	0	0	39,448	39,448	221,955	221,955
1.1.6 Reserve Components Predeployment Training	0	0	143,772	121,652	0	0	0	0	143,772	121,652
1.1.7 Other Military Personnel (Special Pay)	0	0	58,513	58,513	0	0	7,591	7,591	66,104	66,104
<b>1.0 Personnel Sub-Total</b>	<b>0</b>	<b>0</b>	<b>1,923,571</b>	<b>1,901,451</b>	<b>24,616</b>	<b>24,616</b>	<b>197,981</b>	<b>197,981</b>	<b>2,146,168</b>	<b>2,124,048</b>
<b>Navy/Marine Corps Total</b>	<b>0</b>	<b>0</b>	<b>415,505</b>	<b>318,574</b>	<b>0</b>	<b>0</b>	<b>28,479</b>	<b>24,501</b>	<b>443,984</b>	<b>343,075</b>
<b>Navy Total</b>	<b>0</b>	<b>0</b>	<b>322,485</b>	<b>318,574</b>	<b>0</b>	<b>0</b>	<b>24,633</b>	<b>24,501</b>	<b>347,118</b>	<b>343,075</b>
1.1.1 Reserve Components Called To Active Duty	0	0	237,862	237,862	0	0	20,934	20,934	258,796	258,796
1.1.2 Imminent Danger or Hostile Fire Pay	0	0	6,925	6,925	0	0	610	610	7,535	7,535
1.1.3 Family Separation Allowance	0	0	19,358	19,358	0	0	1,704	1,704	21,062	21,062
1.1.4 Hardship Duty Pay	0	0	3,258	3,258	0	0	287	287	3,545	3,545
1.1.5 Subsistence	0	0	21,401	21,401	0	0	0	0	21,401	21,401
1.1.6 Reserve Components Predeployment Training	0	0	13,157	10,728	0	0	13	10	13,170	10,738
1.1.7 Other Military Personnel (Special Pay)	0	0	20,524	19,042	0	0	1,085	956	21,609	19,998
<b>1.0 Personnel Sub-Total</b>	<b>0</b>	<b>0</b>	<b>322,485</b>	<b>318,574</b>	<b>0</b>	<b>0</b>	<b>24,633</b>	<b>24,501</b>	<b>347,118</b>	<b>343,075</b>
<b>Marine Corps Total</b>	<b>0</b>	<b>0</b>	<b>93,020</b>	<b>0</b>	<b>0</b>	<b>0</b>	<b>3,846</b>	<b>0</b>	<b>96,866</b>	<b>0</b>
1.1.1 Reserve Components Called To Active Duty	0	0	66,057	0	0	0	3,846	0	69,903	0
1.1.2 Imminent Danger or Hostile Fire Pay	0	0	3,886	0	0	0	0	0	3,886	0
1.1.3 Family Separation Allowance	0	0	6,581	0	0	0	0	0	6,581	0
1.1.4 Hardship Duty Pay	0	0	2,679	0	0	0	0	0	2,679	0
1.1.5 Subsistence	0	0	2,577	0	0	0	0	0	2,577	0
1.1.6 Reserve Components Predeployment Training	0	0	3,746	0	0	0	0	0	3,746	0
1.1.7 Other Military Personnel (Special Pay)	0	0	630	0	0	0	0	0	630	0
1.1.8 Active Component Overstrength	0	0	6,864	0	0	0	0	0	6,864	0
<b>1.0 Personnel Sub-Total</b>	<b>0</b>	<b>0</b>	<b>93,020</b>	<b>0</b>	<b>0</b>	<b>0</b>	<b>3,846</b>	<b>0</b>	<b>96,866</b>	<b>0</b>
<b>Air Force Total</b>	<b>0</b>	<b>0</b>	<b>687,758</b>	<b>682,656</b>	<b>7,731</b>	<b>7,731</b>	<b>116,351</b>	<b>116,351</b>	<b>811,840</b>	<b>806,738</b>
1.1.1 Reserve Components Called To Active Duty	0	0	520,950	520,950	7,516	7,516	83,016	83,016	611,482	611,482
1.1.2 Imminent Danger or Hostile Fire Pay	0	0	17,814	17,814	0	0	4,073	4,073	21,887	21,887
1.1.3 Family Separation Allowance	0	0	21,701	21,701	118	118	5,052	5,052	26,871	26,871
1.1.4 Hardship Duty Pay	0	0	15,092	15,092	0	0	3,527	3,527	18,619	18,619
1.1.5 Subsistence	0	0	76,707	76,707	97	97	17,809	17,809	94,613	94,613
1.1.6 Reserve Components Predeployment Training	0	0	21,841	16,739	0	0	0	0	21,841	16,739
1.1.7 Other Military Personnel (Special Pay)	0	0	13,653	13,653	0	0	2,874	2,874	16,527	16,527
<b>1.0 Personnel Sub-Total</b>	<b>0</b>	<b>0</b>	<b>687,758</b>	<b>682,656</b>	<b>7,731</b>	<b>7,731</b>	<b>116,351</b>	<b>116,351</b>	<b>811,840</b>	<b>806,738</b>

**COST OF WAR**  
**Military Personnel (MILPERS) Summary Execution by Operation, Component, Appropriation and Cost Breakdown Structure (CBS)**  
**Beginning Fiscal Year - 2017**  
**(Amounts in Thousands)**  
**As of August 31, 2017**

Component and Appropriation	Operation Enduring Freedom		Operation Freedom's Sentinel		Operation Noble Eagle		Operation Inherent Resolve		Summary	
	Obligations Year to Date	Disbursements Year to Date	Obligations Year to Date	Disbursements Year to Date	Obligations Year to Date	Disbursements Year to Date	Obligations Year to Date	Disbursements Year to Date	Obligations Year to Date	Disbursements Year to Date
<b>Grand Total</b>	<b>0</b>	<b>0</b>	<b>3,026,834</b>	<b>2,902,681</b>	<b>32,347</b>	<b>32,347</b>	<b>342,811</b>	<b>338,833</b>	<b>3,401,992</b>	<b>3,273,861</b>
<b>Army Total</b>	<b>0</b>	<b>0</b>	<b>1,923,571</b>	<b>1,901,451</b>	<b>24,616</b>	<b>24,616</b>	<b>197,981</b>	<b>197,981</b>	<b>2,146,168</b>	<b>2,124,048</b>
<b>Army Active Total</b>	<b>0</b>	<b>0</b>	<b>1,779,799</b>	<b>1,779,799</b>	<b>24,616</b>	<b>24,616</b>	<b>197,981</b>	<b>197,981</b>	<b>2,002,396</b>	<b>2,002,396</b>
Military Personnel, Army										
1.1.1 Reserve Components Called To Active Duty	0	0	1,427,179	1,427,179	24,203	24,203	135,723	135,723	1,587,105	1,587,105
1.1.2 Imminent Danger or Hostile Fire Pay	0	0	37,535	37,535	0	0	4,619	4,619	42,154	42,154
1.1.3 Family Separation Allowance	0	0	42,904	42,904	413	413	5,883	5,883	49,200	49,200
1.1.4 Hardship Duty Pay	0	0	31,161	31,161	0	0	4,717	4,717	35,878	35,878
1.1.5 Subsistence	0	0	182,507	182,507	0	0	39,448	39,448	221,955	221,955
1.1.7 Other Military Personnel (Special Pay)	0	0	58,513	58,513	0	0	7,591	7,591	66,104	66,104
<b>1.0 Personnel Sub-Total</b>	<b>0</b>	<b>0</b>	<b>1,779,799</b>	<b>1,779,799</b>	<b>24,616</b>	<b>24,616</b>	<b>197,981</b>	<b>197,981</b>	<b>2,002,396</b>	<b>2,002,396</b>
<b>Army Reserve Total</b>	<b>0</b>	<b>0</b>	<b>14,136</b>	<b>13,251</b>	<b>0</b>	<b>0</b>	<b>0</b>	<b>0</b>	<b>14,136</b>	<b>13,251</b>
Reserve Personnel, Army										
1.1.6 Reserve Components Predeployment Training	0	0	14,136	13,251	0	0	0	0	14,136	13,251
<b>1.0 Personnel Sub-Total</b>	<b>0</b>	<b>0</b>	<b>14,136</b>	<b>13,251</b>	<b>0</b>	<b>0</b>	<b>0</b>	<b>0</b>	<b>14,136</b>	<b>13,251</b>
<b>Army National Guard Total</b>	<b>0</b>	<b>0</b>	<b>129,636</b>	<b>108,401</b>	<b>0</b>	<b>0</b>	<b>0</b>	<b>0</b>	<b>129,636</b>	<b>108,401</b>
National Guard Personnel, Army										
1.1.6 Reserve Components Predeployment Training	0	0	129,636	108,401	0	0	0	0	129,636	108,401
<b>1.0 Personnel Sub-Total</b>	<b>0</b>	<b>0</b>	<b>129,636</b>	<b>108,401</b>	<b>0</b>	<b>0</b>	<b>0</b>	<b>0</b>	<b>129,636</b>	<b>108,401</b>
<b>Navy/Marine Corps Total</b>	<b>0</b>	<b>0</b>	<b>415,505</b>	<b>318,574</b>	<b>0</b>	<b>0</b>	<b>28,479</b>	<b>24,501</b>	<b>443,984</b>	<b>343,075</b>
<b>Navy Total</b>	<b>0</b>	<b>0</b>	<b>322,485</b>	<b>318,574</b>	<b>0</b>	<b>0</b>	<b>24,633</b>	<b>24,501</b>	<b>347,118</b>	<b>343,075</b>
<b>Navy Active Total</b>	<b>0</b>	<b>0</b>	<b>309,317</b>	<b>307,835</b>	<b>0</b>	<b>0</b>	<b>24,620</b>	<b>24,491</b>	<b>333,937</b>	<b>332,326</b>
Military Personnel, Navy										
1.1.1 Reserve Components Called To Active Duty	0	0	237,862	237,862	0	0	20,934	20,934	258,796	258,796
1.1.2 Imminent Danger or Hostile Fire Pay	0	0	6,921	6,921	0	0	610	610	7,531	7,531
1.1.3 Family Separation Allowance	0	0	19,358	19,358	0	0	1,704	1,704	21,062	21,062
1.1.4 Hardship Duty Pay	0	0	3,251	3,251	0	0	287	287	3,538	3,538
1.1.5 Subsistence	0	0	21,401	21,401	0	0	0	0	21,401	21,401
1.1.7 Other Military Personnel (Special Pay)	0	0	20,524	19,042	0	0	1,085	956	21,609	19,998
<b>1.0 Personnel Sub-Total</b>	<b>0</b>	<b>0</b>	<b>309,317</b>	<b>307,835</b>	<b>0</b>	<b>0</b>	<b>24,620</b>	<b>24,491</b>	<b>333,937</b>	<b>332,326</b>
<b>Navy Reserve Total</b>	<b>0</b>	<b>0</b>	<b>13,168</b>	<b>10,739</b>	<b>0</b>	<b>0</b>	<b>13</b>	<b>10</b>	<b>13,181</b>	<b>10,749</b>
Reserve Personnel, Navy										
1.1.2 Imminent Danger or Hostile Fire Pay	0	0	4	4	0	0	0	0	4	4
1.1.4 Hardship Duty Pay	0	0	7	7	0	0	0	0	7	7
1.1.6 Reserve Components Predeployment Training	0	0	13,157	10,728	0	0	13	10	13,170	10,738
<b>1.0 Personnel Sub-Total</b>	<b>0</b>	<b>0</b>	<b>13,168</b>	<b>10,739</b>	<b>0</b>	<b>0</b>	<b>13</b>	<b>10</b>	<b>13,181</b>	<b>10,749</b>
<b>Marine Corps Total</b>	<b>0</b>	<b>0</b>	<b>93,020</b>	<b>0</b>	<b>0</b>	<b>0</b>	<b>3,846</b>	<b>0</b>	<b>96,866</b>	<b>0</b>
<b>Marine Corps Active Total</b>	<b>0</b>	<b>0</b>	<b>89,250</b>	<b>0</b>	<b>0</b>	<b>0</b>	<b>3,846</b>	<b>0</b>	<b>93,096</b>	<b>0</b>
Military Personnel, Marine Corps										
1.1.1 Reserve Components Called To Active Duty	0	0	66,057	0	0	0	3,846	0	69,903	0
1.1.2 Imminent Danger or Hostile Fire Pay	0	0	3,881	0	0	0	0	0	3,881	0



**COST OF WAR**  
**Military Personnel (MILPERS) Summary Execution by Operation, Component, Appropriation and Cost Breakdown Structure (CBS)**  
**Beginning Fiscal Year - 2017**  
**(Amounts in Thousands)**  
**As of August 31, 2017**

Component and Appropriation	Operation Enduring Freedom		Operation Freedom's Sentinel		Operation Noble Eagle		Operation Inherent Resolve		Summary	
	Obligations Year to Date	Disbursements Year to Date	Obligations Year to Date	Disbursements Year to Date	Obligations Year to Date	Disbursements Year to Date	Obligations Year to Date	Disbursements Year to Date	Obligations Year to Date	Disbursements Year to Date
1.1.3 Family Separation Allowance	0	0	6,568	0	0	0	0	0	6,568	0
1.1.4 Hardship Duty Pay	0	0	2,673	0	0	0	0	0	2,673	0
1.1.5 Subsistence	0	0	2,577	0	0	0	0	0	2,577	0
1.1.7 Other Military Personnel (Special Pay)	0	0	630	0	0	0	0	0	630	0
1.1.8 Active Component Overstrength	0	0	6,864	0	0	0	0	0	6,864	0
<b>1.0 Personnel Sub-Total</b>	<b>0</b>	<b>0</b>	<b>89,250</b>	<b>0</b>	<b>0</b>	<b>0</b>	<b>3,846</b>	<b>0</b>	<b>93,096</b>	<b>0</b>
<b>Marine Corps Reserve Total</b>	<b>0</b>	<b>0</b>	<b>3,770</b>	<b>0</b>	<b>0</b>	<b>0</b>	<b>0</b>	<b>0</b>	<b>3,770</b>	<b>0</b>
Reserve Personnel, Marine Corps										
1.1.2 Imminent Danger or Hostile Fire Pay	0	0	5	0	0	0	0	0	5	0
1.1.3 Family Separation Allowance	0	0	13	0	0	0	0	0	13	0
1.1.4 Hardship Duty Pay	0	0	6	0	0	0	0	0	6	0
1.1.6 Reserve Components Predeployment Training	0	0	3,746	0	0	0	0	0	3,746	0
<b>1.0 Personnel Sub-Total</b>	<b>0</b>	<b>0</b>	<b>3,770</b>	<b>0</b>	<b>0</b>	<b>0</b>	<b>0</b>	<b>0</b>	<b>3,770</b>	<b>0</b>
<b>Air Force Total</b>	<b>0</b>	<b>0</b>	<b>687,758</b>	<b>682,656</b>	<b>7,731</b>	<b>7,731</b>	<b>116,351</b>	<b>116,351</b>	<b>811,840</b>	<b>806,738</b>
<b>Air Force Active Total</b>	<b>0</b>	<b>0</b>	<b>665,917</b>	<b>665,917</b>	<b>7,731</b>	<b>7,731</b>	<b>116,351</b>	<b>116,351</b>	<b>789,999</b>	<b>789,999</b>
Military Personnel, Air Force										
1.1.1 Reserve Components Called To Active Duty	0	0	520,950	520,950	7,516	7,516	83,016	83,016	611,482	611,482
1.1.2 Imminent Danger or Hostile Fire Pay	0	0	17,814	17,814	0	0	4,073	4,073	21,887	21,887
1.1.3 Family Separation Allowance	0	0	21,701	21,701	118	118	5,052	5,052	26,871	26,871
1.1.4 Hardship Duty Pay	0	0	15,092	15,092	0	0	3,527	3,527	18,619	18,619
1.1.5 Subsistence	0	0	76,707	76,707	97	97	17,809	17,809	94,613	94,613
1.1.7 Other Military Personnel (Special Pay)	0	0	13,653	13,653	0	0	2,874	2,874	16,527	16,527
<b>1.0 Personnel Sub-Total</b>	<b>0</b>	<b>0</b>	<b>665,917</b>	<b>665,917</b>	<b>7,731</b>	<b>7,731</b>	<b>116,351</b>	<b>116,351</b>	<b>789,999</b>	<b>789,999</b>
<b>Air Force Reserve Total</b>	<b>0</b>	<b>0</b>	<b>17,459</b>	<b>13,188</b>	<b>0</b>	<b>0</b>	<b>0</b>	<b>0</b>	<b>17,459</b>	<b>13,188</b>
Reserve Personnel, Air Force										
1.1.6 Reserve Components Predeployment Training	0	0	17,459	13,188	0	0	0	0	17,459	13,188
<b>1.0 Personnel Sub-Total</b>	<b>0</b>	<b>0</b>	<b>17,459</b>	<b>13,188</b>	<b>0</b>	<b>0</b>	<b>0</b>	<b>0</b>	<b>17,459</b>	<b>13,188</b>
<b>Air Force National Guard Total</b>	<b>0</b>	<b>0</b>	<b>4,382</b>	<b>3,551</b>	<b>0</b>	<b>0</b>	<b>0</b>	<b>0</b>	<b>4,382</b>	<b>3,551</b>
National Guard Personnel, Air Force										
1.1.6 Reserve Components Predeployment Training	0	0	4,382	3,551	0	0	0	0	4,382	3,551
<b>1.0 Personnel Sub-Total</b>	<b>0</b>	<b>0</b>	<b>4,382</b>	<b>3,551</b>	<b>0</b>	<b>0</b>	<b>0</b>	<b>0</b>	<b>4,382</b>	<b>3,551</b>

**Operation and Maintenance Subsidiary Report  
(Cost Breakdown Structure)**

**COST OF WAR**  
**Operation and Maintenance (O&M) Summary Execution by Operation and Cost Breakdown Structure (CBS)**  
**Fiscal Year 2007 - 2017**  
**(Amounts in Thousands)**  
**As of August 31, 2017**

CBS Summary	Operation New Dawn (OND) / Post-OND Iraq Activities		Operation Enduring Freedom		Operation Freedom's Sentinel		Operation Noble Eagle		Operation Inherent Resolve		Summary	
	Obligations Year to Date	Disbursements Year to Date	Obligations Year to Date	Disbursements Year to Date	Obligations Year to Date	Disbursements Year to Date	Obligations Year to Date	Disbursements Year to Date	Obligations Year to Date	Disbursements Year to Date	Obligations Year to Date	Disbursements Year to Date
<b>O&amp;M CBS Summary Total</b>	<b>-112,770</b>	<b>157,507</b>	<b>-140,169</b>	<b>132,846</b>	<b>30,086,717</b>	<b>21,438,704</b>	<b>52,445</b>	<b>34,305</b>	<b>5,464,737</b>	<b>4,071,030</b>	<b>35,350,960</b>	<b>25,834,392</b>
1.0 Personnel Costs	-3,511	840	-18,187	3,834	327,924	290,754	1,897	1,881	34,091	21,758	342,214	319,067
2.0 Personnel Support Costs	-1,794	17,879	-123,289	-111,147	1,415,570	1,007,642	6,930	6,100	186,699	151,206	1,484,116	1,071,680
3.0 Operating Support Costs	-96,934	138,267	118,868	152,735	20,990,773	13,590,751	42,908	25,791	4,003,992	2,859,111	25,059,607	16,766,655
4.0 Transportation Costs	-2,384	473	-4,607	3,348	2,902,996	2,258,704	710	533	300,140	216,361	3,196,855	2,479,419
6.0 Investment Costs	0	0	0	0	700	0	0	0	0	0	700	0
7.0 Other Support Costs	-8,147	48	-112,954	84,076	4,448,754	4,290,853	0	0	939,815	822,594	5,267,468	5,197,571
1.1.6 Reserve Components Predeployment Training	0	0	0	0	0	0	-120	-120	0	0	-120	-120
1.2.1 Civilian Premium Pay	-3,656	830	-20,672	924	271,354	236,563	414	398	25,858	14,451	273,298	253,166
1.2.2 Civilian Temporary Hires	145	10	2,485	2,909	56,570	54,192	1,603	1,603	8,233	7,307	69,036	66,021
1.2.3 MRAP Vehicles	0	0	0	1	0	-1	0	0	0	0	0	0
<b>1.0 Personnel Sub-Total</b>	<b>-3,511</b>	<b>840</b>	<b>-18,187</b>	<b>3,834</b>	<b>327,924</b>	<b>290,754</b>	<b>1,897</b>	<b>1,881</b>	<b>34,091</b>	<b>21,758</b>	<b>342,214</b>	<b>319,067</b>
2.1 Temporary Duty (TDY)/Additional Duty (TAD)	55	580	25,711	7,102	617,371	552,274	6,816	6,007	55,311	36,496	705,264	602,459
2.2 Clothing and Other Personnel Equipment & Supplies	-1,177	144	52,614	51,338	253,403	41,670	0	0	60	53	304,900	93,205
2.2.1 Organizational Clothing	0	0	258	29	-259	-29	0	0	0	0	-1	0
2.3 Medical Support/Health Services	-661	-184	-211,304	-189,621	324,187	260,971	114	93	12,883	10,766	125,219	82,025
2.4 Reserve Component Activation/Deactivation	0	0	4,686	5,120	2,878	178	0	0	10	32	7,574	5,330
2.5 Other Personnel Support	-11	17,339	3,645	13,773	192,670	144,372	0	0	118,435	103,859	314,739	279,343
2.6 Rest & Recreation	0	0	0	0	5,158	4,600	0	0	0	0	5,158	4,600
2.7 Body Armor	0	0	1,101	1,112	20,162	3,606	0	0	0	0	21,263	4,718
<b>2.0 Personnel Support Sub-Total</b>	<b>-1,794</b>	<b>17,879</b>	<b>-123,289</b>	<b>-111,147</b>	<b>1,415,570</b>	<b>1,007,642</b>	<b>6,930</b>	<b>6,100</b>	<b>186,699</b>	<b>151,206</b>	<b>1,484,116</b>	<b>1,071,680</b>
3.1 Training	0	0	925	-3,580	401,816	276,772	0	0	6,003	4,696	408,744	277,888
3.1.0 Care-in-Store	0	0	0	0	1,501	0	0	0	2	0	1,503	0
3.2 Operations (OPTEMPO) (Fuel, Other POL, Parts)	-8,344	-8,049	-33,037	-24,422	2,730,395	2,136,882	14,166	13,905	1,867,106	1,812,609	4,570,286	3,930,925
3.2.1 MRAP Vehicles Operation	0	0	144	57	58,157	20,421	0	0	0	0	58,301	20,478
3.3 Other Supplies & Equipment	7,105	8,688	62,240	109,291	1,467,859	1,139,858	272	191	550,514	332,498	2,087,990	1,590,526
3.4 Facilities/Base Support	-279	543	-10,268	32,072	1,242,523	379,501	2,866	1,093	144,496	44,818	1,379,338	458,027
3.4.1 MRAP Vehicles Facilities and Base Support	0	0	0	758	0	5,306	0	0	0	0	0	6,064
3.5.1 Organization Level Maintenance	-27	-3	25,740	22,771	128,427	119,084	0	0	9,560	4,974	163,700	146,826
3.5.2 Intermediate Level Maintenance	-13,073	205	-17	31	110,010	78,422	0	0	17,314	8,355	114,234	87,013
3.5.3 Depot Level Maintenance	-10,772	28,278	71,693	170,503	5,352,425	3,685,373	0	0	140,836	53,540	5,554,182	3,937,694
3.5.4 Contractor Logistics Support	-7,575	1,801	6,581	18,136	1,152,735	495,688	16,501	3,543	86,812	30,781	1,255,054	549,949
3.5.6 MRAP Vehicles Equipment Maintenance	0	0	9,612	10,207	88,825	28,761	0	0	0	0	98,437	38,968
3.6 (C4I)	-731	94,635	546,504	223,865	3,513,331	2,649,497	246	114	320,252	121,511	4,379,602	3,089,622
3.7 Other Services and Miscellaneous Contracts	-63,238	12,169	-561,249	-406,954	4,706,317	2,575,186	8,857	6,945	861,097	445,329	4,951,784	2,632,675
3.8 IED Operation	0	0	0	0	22	0	0	0	0	0	22	0
3.9 Psychological Operations (Information Operations)	0	0	0	0	36,430	0	0	0	0	0	36,430	0
<b>3.0 Operating Support Sub-Total</b>	<b>-96,934</b>	<b>138,267</b>	<b>118,868</b>	<b>152,735</b>	<b>20,990,773</b>	<b>13,590,751</b>	<b>42,908</b>	<b>25,791</b>	<b>4,003,992</b>	<b>2,859,111</b>	<b>25,059,607</b>	<b>16,766,655</b>
4.1 Airlift	0	650	-2,730	2,682	1,626,575	1,336,613	0	0	233,971	200,646	1,857,816	1,540,591
4.2 Sealift	0	0	1,552	4,228	186,814	168,141	0	0	0	0	188,366	172,369
4.4 Port Handling/Inland Transportation	-51	0	-5,246	269	241,530	173,042	710	533	660	374	237,603	174,218
4.5 Other Transportation	-1,875	-175	2,897	7,102	258,124	188,127	0	0	5,837	6,168	264,983	201,222
4.6 Second Destination Transportation	0	-2	-1,061	-10,933	587,151	389,947	0	0	59,624	8,445	645,714	387,457
4.7 MRAP Vehicles Transportation	-458	0	0	0	50	0	0	0	0	0	-408	0
4.8 Retrograde of Personnel and Equipment	0	0	-19	0	2,752	2,834	0	0	48	728	2,781	3,562
<b>4.0 Transportation Sub-Total</b>	<b>-2,384</b>	<b>473</b>	<b>-4,607</b>	<b>3,348</b>	<b>2,902,996</b>	<b>2,258,704</b>	<b>710</b>	<b>533</b>	<b>300,140</b>	<b>216,361</b>	<b>3,196,855</b>	<b>2,479,419</b>
6.2.1 Basic Research	0	0	0	0	700	0	0	0	0	0	700	0
<b>6.0 Investment Sub-Total</b>	<b>0</b>	<b>0</b>	<b>0</b>	<b>0</b>	<b>700</b>	<b>0</b>	<b>0</b>	<b>0</b>	<b>0</b>	<b>0</b>	<b>700</b>	<b>0</b>
7.1.01 Pakistan	0	0	0	0	550,000	550,000	0	0	0	0	550,000	550,000
7.1.12 Jordan (OEF)	0	0	12,448	12,448	37,260	37,260	0	0	0	0	49,708	49,708
7.1.26 Coalition support for Mongolia (OEF)	0	0	0	0	674	674	0	0	0	0	674	674
7.1.90 Coalition Readiness Support Program (CRSP)	0	0	0	0	11,357	11,192	0	0	0	0	11,357	11,192
7.2.1 Transportation Support	0	0	0	0	14,000	8,442	0	0	0	0	14,000	8,442
7.2.2 Logistic Support	0	0	0	0	92,351	84,550	0	0	0	0	92,351	84,550
7.3.02 Defense Forces Sustainment	-3,569	0	-17,552	-1,326	1,764,391	1,610,243	0	0	0	0	1,743,270	1,608,917
7.3.03 Defense Forces Infrastructure	0	0	-24,923	20,284	66,634	24,273	0	0	0	0	41,711	44,557

**COST OF WAR**  
**Operation and Maintenance (O&M) Summary Execution by Operation and Cost Breakdown Structure (CBS)**  
**Fiscal Year 2007 - 2017**  
**(Amounts in Thousands)**  
**As of August 31, 2017**

	Operation New Dawn (OND) / Post-OND Iraq Activities		Operation Enduring Freedom		Operation Freedom's Sentinel		Operation Noble Eagle		Operation Inherent Resolve		Summary	
	Obligations Year to Date	Disbursements Year to Date	Obligations Year to Date	Disbursements Year to Date	Obligations Year to Date	Disbursements Year to Date	Obligations Year to Date	Disbursements Year to Date	Obligations Year to Date	Disbursements Year to Date	Obligations Year to Date	Disbursements Year to Date
<b>CBS Summary</b>												
7.3.04 Defense Forces Equipment and Transportation	-4,431	0	-652	-652	924,803	832,452	0	0	0	0	919,720	831,800
7.3.05 Defense Forces Training and Operations	-147	48	-22,724	-21,669	192,053	160,911	0	0	0	0	169,182	139,290
7.3.07 Interior Forces Sustainment	0	0	-15,341	-1,467	509,984	464,896	0	0	0	0	494,643	463,429
7.3.08 Interior Forces Infrastructure	0	0	-10,123	1,912	16,397	52,988	0	0	0	0	6,274	54,900
7.3.09 Interior Forces Equipment	0	0	-458	-79	185,221	2,100	0	0	0	0	184,763	2,021
7.3.10 Interior Forces Training and Operations	0	0	-27,385	-21,688	80,512	63,269	0	0	0	0	53,127	41,581
7.3.14 Detainee Operations Sustainment	0	0	-2,820	0	-39	380	0	0	0	0	-2,859	380
7.3.15 Detainee Operations Infrastructure	0	0	-2	0	0	0	0	0	0	0	-2	0
7.3.17 Detainee Operations Training and Operations	0	0	-31	0	0	0	0	0	0	0	-31	0
7.3.20 Other	0	0	-2,855	-8,541	0	385,651	0	0	0	0	-2,855	377,110
7.4.1 Afghanistan (CERP)	0	0	-331	0	3,156	1,572	0	0	0	0	2,825	1,572
7.5.1 Afghanistan Infrastructure Fund - Power	0	0	1,240	102,757	0	0	0	0	0	0	1,240	102,757
7.5.2 Afghanistan Infrastructure Fund - Transportation	0	0	-77	3,205	0	0	0	0	0	0	-77	3,205
7.5.3 Afghanistan Infrastructure Fund - Water	0	0	-1,368	-1,108	0	0	0	0	0	0	-1,368	-1,108
7.6.1 Trainee Equip/Support	0	0	0	0	0	0	0	0	207,353	90,684	207,353	90,684
7.6.2 U.S. Trainer/Enabler	0	0	0	0	0	0	0	0	155,773	60,811	155,773	60,811
7.7.1 Defense Forces	0	0	0	0	0	0	0	0	576,689	671,099	576,689	671,099
<b>7.0 Other Support Sub-Total</b>	<b>-8,147</b>	<b>48</b>	<b>-112,954</b>	<b>84,076</b>	<b>4,448,754</b>	<b>4,290,853</b>	<b>0</b>	<b>0</b>	<b>939,815</b>	<b>822,594</b>	<b>5,267,468</b>	<b>5,197,571</b>

**COST OF WAR**  
**Operation and Maintenance (O&M) Summary Execution by Operation, Component, and Cost Breakdown Structure (CBS)**  
**Fiscal Year 2007 - 2017**  
**(Amounts in Thousands)**  
**As of August 31, 2017**

Component	Operation New Dawn (OND) / Post-OND Iraq Activities		Operation Enduring Freedom		Operation Freedom's Sentinel		Operation Noble Eagle		Operation Inherent Resolve		Summary	
	Obligations Year To Date	Disbursements Year To Date	Obligations Year To Date	Disbursements Year To Date	Obligations Year To Date	Disbursements Year To Date	Obligations Year To Date	Disbursements Year To Date	Obligations Year To Date	Disbursements Year To Date	Obligations Year To Date	Disbursements Year To Date
<b>Grand Total</b>	<b>-112,770</b>	<b>157,507</b>	<b>-140,169</b>	<b>132,846</b>	<b>30,086,717</b>	<b>21,438,704</b>	<b>52,445</b>	<b>34,305</b>	<b>5,464,737</b>	<b>4,071,030</b>	<b>35,350,960</b>	<b>25,834,392</b>
<b>Army Total</b>	<b>-44,956</b>	<b>98,268</b>	<b>-265,135</b>	<b>-368,408</b>	<b>14,643,076</b>	<b>9,532,065</b>	<b>36,146</b>	<b>18,101</b>	<b>2,373,027</b>	<b>1,482,484</b>	<b>16,742,158</b>	<b>10,762,510</b>
1.2.1 Civilian Premium Pay	795	830	124	307	73,475	64,720	414	398	20,888	12,732	95,696	78,987
1.2.2 Civilian Temporary Hires	0	0	-7	-83	1,606	1,058	0	0	516	516	2,115	1,491
<b>1.0 Personnel Sub-Total</b>	<b>795</b>	<b>830</b>	<b>117</b>	<b>224</b>	<b>75,081</b>	<b>65,778</b>	<b>414</b>	<b>398</b>	<b>21,404</b>	<b>13,248</b>	<b>97,811</b>	<b>80,478</b>
2.1 Temporary Duty (TDY)/Additional Duty (TAD)	481	500	3,404	-22,765	168,644	151,162	5,435	4,757	23,980	10,070	201,944	143,724
2.2 Clothing and Other Personnel Equipment & Supplies	-1,177	144	0	0	276,625	74,441	0	0	0	0	275,448	74,585
2.2.1 Organizational Clothing	0	0	0	-227	0	227	0	0	0	0	0	0
2.3 Medical Support/Health Services	0	0	-436	-36	38,980	33,289	2	0	10,329	8,826	48,875	42,079
2.4 Reserve Component Activation/Deactivation	0	0	0	0	6,370	4,192	0	0	0	0	6,370	4,192
2.5 Other Personnel Support	-1	0	-1,016	-10	22,622	10,605	0	0	83,085	83,078	104,690	93,673
2.6 Rest & Recreation	0	0	0	0	5,158	4,600	0	0	0	0	5,158	4,600
<b>2.0 Personnel Support Sub-Total</b>	<b>-697</b>	<b>644</b>	<b>1,952</b>	<b>-23,038</b>	<b>518,399</b>	<b>278,516</b>	<b>5,437</b>	<b>4,757</b>	<b>117,394</b>	<b>101,974</b>	<b>642,485</b>	<b>362,853</b>
3.1 Training	0	0	-61	-76	226,790	145,052	0	0	74	63	226,803	145,039
3.1.0 Care-in-Store	0	0	0	0	1,501	0	0	0	0	0	1,501	0
3.2 Operations (OPTEMPO) (Fuel, Other POL, Parts)	-8	0	-695	-12	951,342	748,572	797	536	177,634	137,802	1,129,070	886,890
3.2.1 MRAP Vehicles Operation	0	0	0	0	54,855	19,931	0	0	0	0	54,855	19,931
3.3 Other Supplies & Equipment	-232	-3	-2,118	-9,284	557,159	344,340	256	182	460,432	251,842	1,015,497	587,077
3.4 Facilities/Base Support	-279	543	-16,479	-313	935,622	199,375	2,851	1,093	78,952	11,901	1,000,667	212,599
3.5.1 Organization Level Maintenance	-27	-3	-793	-2,746	31,966	21,243	0	0	0	0	31,146	18,494
3.5.2 Intermediate Level Maintenance	-13,073	205	-94	31	251,287	138,962	0	0	0	0	238,120	139,198
3.5.3 Depot Level Maintenance	-1,681	976	-974	-173	841,414	322,582	0	0	1,022	1,010	839,781	324,395
3.5.4 Contractor Logistics Support	-7,533	1,799	-10,443	-10,909	853,497	277,377	16,501	3,543	42,825	10,300	894,847	282,110
3.5.6 MRAP Vehicles Equipment Maintenance	0	0	0	0	41,640	4,601	0	0	0	0	41,640	4,601
3.6 (C4I)	-783	92,810	7,064	-345,575	1,948,883	1,492,355	246	114	217,323	57,871	2,172,733	1,297,575
3.7 Other Services and Miscellaneous Contracts	-12,782	429	-110,489	-40,093	2,326,368	1,003,066	8,934	6,945	471,511	164,531	2,683,542	1,134,878
3.9 Psychological Operations (Information Operations)	0	0	0	0	31,272	0	0	0	0	0	31,272	0
<b>3.0 Operating Support Sub-Total</b>	<b>-36,398</b>	<b>96,748</b>	<b>-135,082</b>	<b>-409,150</b>	<b>9,053,596</b>	<b>4,717,456</b>	<b>29,585</b>	<b>12,413</b>	<b>1,449,773</b>	<b>635,320</b>	<b>10,361,474</b>	<b>5,052,787</b>
4.1 Airlift	0	0	-517	0	377,183	246,279	0	0	0	0	376,666	246,279
4.2 Sealift	0	0	-517	0	63,442	63,442	0	0	0	0	62,925	63,442
4.4 Port Handling/Inland Transportation	-51	0	-5,481	5	232,681	167,028	710	533	660	374	228,519	167,940
4.5 Other Transportation	0	0	21	-12	337	37	0	0	0	0	358	25
4.6 Second Destination Transportation	0	-2	-226	-8,065	579,245	394,794	0	0	59,624	8,445	638,643	395,172
4.7 MRAP Vehicles Transportation	-458	0	0	0	0	0	0	0	0	0	-458	0
<b>4.0 Transportation Sub-Total</b>	<b>-509</b>	<b>-2</b>	<b>-6,720</b>	<b>-8,072</b>	<b>1,252,888</b>	<b>871,580</b>	<b>710</b>	<b>533</b>	<b>60,284</b>	<b>8,819</b>	<b>1,306,653</b>	<b>872,858</b>
7.3.02 Defense Forces Sustainment	-3,569	0	-17,552	-1,326	1,764,391	1,610,243	0	0	0	0	1,743,270	1,608,917
7.3.03 Defense Forces Infrastructure	0	0	-24,923	20,284	66,634	24,273	0	0	0	0	41,711	44,557
7.3.04 Defense Forces Equipment and Transportation	-4,431	0	-652	-652	924,803	832,452	0	0	0	0	919,720	831,800
7.3.05 Defense Forces Training and Operations	-147	48	-22,724	-21,669	192,053	160,911	0	0	0	0	169,182	139,290
7.3.07 Interior Forces Sustainment	0	0	-15,341	-1,467	509,984	464,896	0	0	0	0	494,643	463,429
7.3.08 Interior Forces Infrastructure	0	0	-10,123	1,912	16,397	52,988	0	0	0	0	6,274	54,900
7.3.09 Interior Forces Equipment	0	0	-458	-79	185,221	2,100	0	0	0	0	184,763	2,021
7.3.10 Interior Forces Training and Operations	0	0	-27,385	-21,688	80,512	63,269	0	0	0	0	53,127	41,581
7.3.14 Detainee Operations Sustainment	0	0	-2,820	0	-39	380	0	0	0	0	-2,859	380
7.3.15 Detainee Operations Infrastructure	0	0	-2	0	0	0	0	0	0	0	-2	0
7.3.17 Detainee Operations Training and Operations	0	0	-31	0	0	0	0	0	0	0	-31	0
7.3.20 Other	0	0	-2,855	-8,541	0	385,651	0	0	0	0	-2,855	377,110
7.4.1 Afghanistan (CERP)	0	0	-331	0	3,156	1,572	0	0	0	0	2,825	1,572
7.5.1 Afghanistan Infrastructure Fund - Power	0	0	1,240	102,757	0	0	0	0	0	0	1,240	102,757
7.5.2 Afghanistan Infrastructure Fund - Transportation	0	0	-77	3,205	0	0	0	0	0	0	-77	3,205
7.5.3 Afghanistan Infrastructure Fund - Water	0	0	-1,368	-1,108	0	0	0	0	0	0	-1,368	-1,108
7.6.1 Trainee Equip/Support	0	0	0	0	0	0	0	0	14,796	11,119	14,796	11,119
7.6.2 U.S. Trainer/Enabler	0	0	0	0	0	0	0	0	132,687	40,905	132,687	40,905
7.7.1 Defense Forces	0	0	0	0	0	0	0	0	576,689	671,099	576,689	671,099
<b>7.0 Other Support Sub-Total</b>	<b>-8,147</b>	<b>48</b>	<b>-125,402</b>	<b>71,628</b>	<b>3,743,112</b>	<b>3,598,735</b>	<b>0</b>	<b>0</b>	<b>724,172</b>	<b>723,123</b>	<b>4,333,735</b>	<b>4,393,534</b>
<b>Navy/Marine Corps Total</b>	<b>-8,461</b>	<b>27,261</b>	<b>543,400</b>	<b>511,689</b>	<b>5,238,467</b>	<b>3,700,433</b>	<b>0</b>	<b>0</b>	<b>589,447</b>	<b>380,203</b>	<b>6,362,853</b>	<b>4,619,586</b>
<b>Navy Total</b>	<b>0</b>	<b>0</b>	<b>0</b>	<b>0</b>	<b>4,602,743</b>	<b>3,137,575</b>	<b>0</b>	<b>0</b>	<b>482,456</b>	<b>334,747</b>	<b>5,085,199</b>	<b>3,472,322</b>
1.2.1 Civilian Premium Pay	0	0	0	0	114,261	97,314	0	0	249	249	114,510	97,563

**COST OF WAR**  
**Operation and Maintenance (O&M) Summary Execution by Operation, Component, and Cost Breakdown Structure (CBS)**  
**Fiscal Year 2007 - 2017**  
**(Amounts in Thousands)**  
**As of August 31, 2017**

Component	Operation New Dawn (OND) / Post-OND Iraq Activities		Operation Enduring Freedom		Operation Freedom's Sentinel		Operation Noble Eagle		Operation Inherent Resolve		Summary	
	Obligations Year To Date	Disbursements Year To Date	Obligations Year To Date	Disbursements Year To Date	Obligations Year To Date	Disbursements Year To Date	Obligations Year To Date	Disbursements Year To Date	Obligations Year To Date	Disbursements Year To Date	Obligations Year To Date	Disbursements Year To Date
1.2.2 Civilian Temporary Hires	0	0	0	0	306	306	0	0	0	0	306	306
<b>1.0 Personnel Sub-Total</b>	<b>0</b>	<b>0</b>	<b>0</b>	<b>0</b>	<b>114,567</b>	<b>97,620</b>	<b>0</b>	<b>0</b>	<b>249</b>	<b>249</b>	<b>114,816</b>	<b>97,869</b>
2.1 Temporary Duty (TDY)/Additional Duty (TAD)	0	0	0	0	97,723	74,448	0	0	1,799	1,742	99,522	76,190
2.2 Clothing and Other Personnel Equipment & Supplies	0	0	0	0	9,407	2,497	0	0	49	47	9,456	2,544
2.3 Medical Support/Health Services	0	0	0	0	3,335	1,852	0	0	0	0	3,335	1,852
2.4 Reserve Component Activation/Deactivation	0	0	0	0	1,766	894	0	0	0	0	1,766	894
2.5 Other Personnel Support	0	0	0	0	9,817	4,327	0	0	0	0	9,817	4,327
2.7 Body Armor	0	0	0	0	1,230	902	0	0	0	0	1,230	902
<b>2.0 Personnel Support Sub-Total</b>	<b>0</b>	<b>0</b>	<b>0</b>	<b>0</b>	<b>123,278</b>	<b>84,920</b>	<b>0</b>	<b>0</b>	<b>1,848</b>	<b>1,789</b>	<b>125,126</b>	<b>86,709</b>
3.1 Training	0	0	0	0	64,247	34,428	0	0	0	0	64,247	34,428
3.2 Operations (OPTEMPO) (Fuel, Other POL, Parts)	0	0	0	0	908,351	729,463	0	0	262,885	262,885	1,171,236	992,348
3.3 Other Supplies & Equipment	0	0	0	0	188,764	138,953	0	0	1,582	148	190,346	139,101
3.4 Facilities/Base Support	0	0	0	0	129,952	5,203	0	0	0	0	129,952	5,203
3.5.1 Organization Level Maintenance	0	0	0	0	97,084	89,587	0	0	9,560	4,974	106,644	94,561
3.5.2 Intermediate Level Maintenance	0	0	0	0	47,630	23,599	0	0	0	0	47,630	23,599
3.5.3 Depot Level Maintenance	0	0	0	0	2,228,864	1,573,309	0	0	56,674	24,614	2,285,538	1,597,923
3.5.4 Contractor Logistics Support	0	0	0	0	17,278	12,969	0	0	0	0	17,278	12,969
3.6 (C4I)	0	0	0	0	57,351	27,484	0	0	0	0	57,351	27,484
3.7 Other Services and Miscellaneous Contracts	0	0	0	0	310,261	106,423	0	0	146,675	37,105	456,936	143,528
3.8 IED Operation	0	0	0	0	22	0	0	0	0	0	22	0
<b>3.0 Operating Support Sub-Total</b>	<b>0</b>	<b>0</b>	<b>0</b>	<b>0</b>	<b>4,049,804</b>	<b>2,741,418</b>	<b>0</b>	<b>0</b>	<b>477,376</b>	<b>329,726</b>	<b>4,527,180</b>	<b>3,071,144</b>
4.1 Airlift	0	0	0	0	155,913	102,522	0	0	2,983	2,983	158,896	105,505
4.2 Sealift	0	0	0	0	117,604	104,811	0	0	0	0	117,604	104,811
4.4 Port Handling/Inland Transportation	0	0	0	0	5,841	3,755	0	0	0	0	5,841	3,755
4.5 Other Transportation	0	0	0	0	31,961	1,328	0	0	0	0	31,961	1,328
4.6 Second Destination Transportation	0	0	0	0	3,725	1,201	0	0	0	0	3,725	1,201
4.7 MRAP Vehicles Transportation	0	0	0	0	50	0	0	0	0	0	50	0
<b>4.0 Transportation Sub-Total</b>	<b>0</b>	<b>0</b>	<b>0</b>	<b>0</b>	<b>315,094</b>	<b>213,617</b>	<b>0</b>	<b>0</b>	<b>2,983</b>	<b>2,983</b>	<b>318,077</b>	<b>216,600</b>
<b>Marine Corps Total</b>	<b>-8,461</b>	<b>27,261</b>	<b>543,400</b>	<b>511,689</b>	<b>635,724</b>	<b>562,858</b>	<b>0</b>	<b>0</b>	<b>106,991</b>	<b>45,456</b>	<b>1,277,654</b>	<b>1,147,264</b>
1.2.1 Civilian Premium Pay	0	0	614	617	411	202	0	0	0	0	1,025	819
1.2.2 Civilian Temporary Hires	0	0	2,497	2,973	-2,412	-2,885	0	0	0	0	85	88
1.2.3 MRAP Vehicles	0	0	0	1	0	-1	0	0	0	0	0	0
<b>1.0 Personnel Sub-Total</b>	<b>0</b>	<b>0</b>	<b>3,111</b>	<b>3,591</b>	<b>-2,001</b>	<b>-2,684</b>	<b>0</b>	<b>0</b>	<b>0</b>	<b>0</b>	<b>1,110</b>	<b>907</b>
2.1 Temporary Duty (TDY)/Additional Duty (TAD)	8	9	28,043	28,945	34,651	35,898	0	0	2,616	2,033	65,318	66,885
2.2 Clothing and Other Personnel Equipment & Supplies	0	0	52,804	51,411	-38,472	-39,958	0	0	0	0	14,332	11,453
2.2.1 Organizational Clothing	0	0	258	256	-259	-256	0	0	0	0	-1	0
2.3 Medical Support/Health Services	0	0	1,936	1,887	2,356	1,204	0	0	0	0	4,292	3,091
2.4 Reserve Component Activation/Deactivation	0	0	4,686	5,120	-5,258	-4,908	0	0	10	32	-562	244
2.5 Other Personnel Support	0	0	6,175	5,497	15,544	13,648	0	0	0	0	21,719	19,145
<b>2.0 Personnel Support Sub-Total</b>	<b>8</b>	<b>9</b>	<b>93,902</b>	<b>93,116</b>	<b>8,562</b>	<b>5,628</b>	<b>0</b>	<b>0</b>	<b>2,626</b>	<b>2,065</b>	<b>105,098</b>	<b>100,818</b>
3.1 Training	0	0	2,297	-3,833	46,367	49,107	0	0	0	17	48,664	45,291
3.2 Operations (OPTEMPO) (Fuel, Other POL, Parts)	0	0	36,778	37,538	230,265	162,184	0	0	734	711	267,777	200,433
3.2.1 MRAP Vehicles Operation	0	0	144	57	3,302	490	0	0	0	0	3,446	547
3.3 Other Supplies & Equipment	0	0	50,393	43,788	83,330	57,253	0	0	1,847	1,053	135,570	102,094
3.4 Facilities/Base Support	0	0	20,682	21,451	9,904	9,904	0	0	28	16	42,161	31,991
3.4.1 MRAP Vehicles Facilities and Base Support	0	0	0	758	0	5,306	0	0	0	0	0	6,064
3.5.1 Organization Level Maintenance	0	0	26,618	25,517	-1,101	7,959	0	0	0	0	25,517	33,476
3.5.2 Intermediate Level Maintenance	0	0	77	0	-192,273	-85,997	0	0	17,314	8,355	-174,882	-77,642
3.5.3 Depot Level Maintenance	-8,293	27,242	15,616	27,062	245,389	266,407	0	0	78,040	27,916	330,752	348,627
3.5.4 Contractor Logistics Support	0	0	26,809	22,931	47,217	25,351	0	0	0	0	74,026	48,282
3.5.6 MRAP Vehicles Equipment Maintenance	0	0	9,612	10,207	-9,153	-2,866	0	0	0	0	459	7,341
3.6 (C4I)	0	0	18,935	16,113	7,753	-8,059	0	0	4,875	1,291	31,563	9,345
3.7 Other Services and Miscellaneous Contracts	-176	10	232,702	207,059	97,077	46,349	0	0	1,536	4,041	331,139	257,459
<b>3.0 Operating Support Sub-Total</b>	<b>-8,469</b>	<b>27,252</b>	<b>440,663</b>	<b>409,268</b>	<b>579,624</b>	<b>533,388</b>	<b>0</b>	<b>0</b>	<b>104,374</b>	<b>43,400</b>	<b>1,116,192</b>	<b>1,013,308</b>
4.1 Airlift	0	0	849	-466	-466	-692	0	0	-9	-9	374	148
4.2 Sealift	0	0	431	1,536	737	-1,526	0	0	0	0	1,168	10
4.4 Port Handling/Inland Transportation	0	0	179	127	31	43	0	0	0	0	210	170
4.5 Other Transportation	0	0	5,100	6,070	44,487	34,741	0	0	0	0	49,587	40,811

**COST OF WAR**  
**Operation and Maintenance (O&M) Summary Execution by Operation, Component, and Cost Breakdown Structure (CBS)**  
**Fiscal Year 2007 - 2017**  
**(Amounts in Thousands)**  
**As of August 31, 2017**

Component	Operation New Dawn (OND) / Post-OND Iraq Activities		Operation Enduring Freedom		Operation Freedom's Sentinel		Operation Noble Eagle		Operation Inherent Resolve		Summary	
	Obligations Year To Date	Disbursements Year To Date	Obligations Year To Date	Disbursements Year To Date	Obligations Year To Date	Disbursements Year To Date	Obligations Year To Date	Disbursements Year To Date	Obligations Year To Date	Disbursements Year To Date	Obligations Year To Date	Disbursements Year To Date
4.6 Second Destination Transportation	0	0	-835	-2,868	4,055	-6,107	0	0	0	0	3,220	-8,975
4.8 Retrograde of Personnel and Equipment	0	0	0	0	-5	67	0	0	0	0	-5	67
<b>4.0 Transportation Sub-Total</b>	<b>0</b>	<b>0</b>	<b>5,724</b>	<b>5,714</b>	<b>48,839</b>	<b>26,526</b>	<b>0</b>	<b>0</b>	<b>-9</b>	<b>-9</b>	<b>54,554</b>	<b>32,231</b>
6.2.1 Basic Research	0	0	0	0	700	0	0	0	0	0	700	0
<b>6.0 Investment Sub-Total</b>	<b>0</b>	<b>0</b>	<b>0</b>	<b>0</b>	<b>700</b>	<b>0</b>	<b>0</b>	<b>0</b>	<b>0</b>	<b>0</b>	<b>700</b>	<b>0</b>
<b>Air Force Total</b>	<b>1,666</b>	<b>29,486</b>	<b>-120,456</b>	<b>112,145</b>	<b>6,408,743</b>	<b>5,581,644</b>	<b>16,299</b>	<b>16,204</b>	<b>1,894,728</b>	<b>1,849,616</b>	<b>8,200,980</b>	<b>7,589,095</b>
1.1.6 Reserve Components Predeployment Training	0	0	0	0	0	0	-120	-120	0	0	-120	-120
1.2.2 Civilian Temporary Hires	3	10	-5	19	43,138	43,256	1,603	1,603	3,766	3,701	48,505	48,589
<b>1.0 Personnel Sub-Total</b>	<b>3</b>	<b>10</b>	<b>-5</b>	<b>19</b>	<b>43,138</b>	<b>43,256</b>	<b>1,483</b>	<b>1,483</b>	<b>3,766</b>	<b>3,701</b>	<b>48,385</b>	<b>48,469</b>
2.1 Temporary Duty (TDY)/Additional Duty (TAD)	18	65	-5,230	900	171,437	169,406	1,381	1,250	22,210	18,379	189,816	190,000
2.2 Clothing and Other Personnel Equipment & Supplies	0	0	-190	-123	2,911	2,882	0	0	0	0	2,721	2,759
2.3 Medical Support/Health Services	0	48	-2,741	53	23,114	27,493	112	93	2,524	1,910	23,009	29,597
2.5 Other Personnel Support	0	14,707	-412	621	78,892	38,684	0	0	35,350	20,781	113,830	74,793
2.7 Body Armor	0	0	1,117	1,112	18,932	2,704	0	0	0	0	20,049	3,816
<b>2.0 Personnel Support Sub-Total</b>	<b>18</b>	<b>14,820</b>	<b>-7,456</b>	<b>2,563</b>	<b>295,286</b>	<b>241,169</b>	<b>1,493</b>	<b>1,343</b>	<b>60,084</b>	<b>41,070</b>	<b>349,425</b>	<b>300,965</b>
3.1 Training	0	0	-403	-282	34,598	28,067	0	0	3,794	3,287	37,989	31,072
3.2 Operations (OPTEMPO) (Fuel, Other POL, Parts)	-8,336	-8,041	-63,553	-63,270	488,181	400,363	13,369	13,369	1,328,119	1,327,195	1,757,780	1,669,616
3.3 Other Supplies & Equipment	8,221	8,625	39,613	62,990	477,325	501,370	16	9	72,383	75,327	597,558	648,321
3.4 Facilities/Base Support	0	0	-14,422	10,355	150,898	164,165	15	0	65,445	32,860	201,936	207,380
3.5.3 Depot Level Maintenance	-798	60	57,030	143,607	2,016,066	1,519,135	0	0	5,100	0	2,077,398	1,662,802
3.5.4 Contractor Logistics Support	0	0	-93	-93	-38,329	-22,453	0	0	0	0	-38,422	-22,546
3.6 (C4I)	51	1,825	519,017	551,584	1,182,341	1,007,146	0	0	34,581	18,456	1,735,990	1,579,011
3.7 Other Services and Miscellaneous Contracts	4,382	11,712	-644,805	-597,903	751,385	768,156	-77	0	159,531	193,728	270,416	375,693
<b>3.0 Operating Support Sub-Total</b>	<b>3,520</b>	<b>14,181</b>	<b>-107,616</b>	<b>106,988</b>	<b>5,062,465</b>	<b>4,365,949</b>	<b>13,323</b>	<b>13,378</b>	<b>1,668,953</b>	<b>1,650,853</b>	<b>6,640,645</b>	<b>6,151,349</b>
4.1 Airlift	0	650	-3,248	1,531	874,513	813,857	0	0	156,347	141,609	1,027,612	957,647
4.2 Sealift	0	0	-8	0	-50	63	0	0	0	0	-58	63
4.5 Other Transportation	-1,875	-175	-2,104	1,044	130,634	114,583	0	0	5,044	5,748	131,699	121,200
4.8 Retrograde of Personnel and Equipment	0	0	-19	2,757	0	2,767	0	0	48	728	2,786	3,495
<b>4.0 Transportation Sub-Total</b>	<b>-1,875</b>	<b>475</b>	<b>-5,379</b>	<b>2,575</b>	<b>1,007,854</b>	<b>931,270</b>	<b>0</b>	<b>0</b>	<b>161,439</b>	<b>148,085</b>	<b>1,162,039</b>	<b>1,082,405</b>
7.6.1 Trainee Equip/Support	0	0	0	0	0	0	0	0	0	781	0	781
7.6.2 U.S. Trainer/Enabler	0	0	0	0	0	0	0	0	486	5,126	486	5,126
<b>7.0 Other Support Sub-Total</b>	<b>0</b>	<b>0</b>	<b>0</b>	<b>0</b>	<b>0</b>	<b>0</b>	<b>0</b>	<b>0</b>	<b>486</b>	<b>5,907</b>	<b>486</b>	<b>5,907</b>
<b>Defense Health Program Total</b>	<b>-661</b>	<b>-232</b>	<b>-209,972</b>	<b>-191,563</b>	<b>250,476</b>	<b>193,623</b>	<b>0</b>	<b>0</b>	<b>0</b>	<b>0</b>	<b>39,843</b>	<b>1,828</b>
2.3 Medical Support/Health Services	-661	-232	-209,972	-191,563	250,476	193,623	0	0	0	0	39,843	1,828
<b>2.0 Personnel Support Sub-Total</b>	<b>-661</b>	<b>-232</b>	<b>-209,972</b>	<b>-191,563</b>	<b>250,476</b>	<b>193,623</b>	<b>0</b>	<b>0</b>	<b>0</b>	<b>0</b>	<b>39,843</b>	<b>1,828</b>
<b>DODIG Total</b>	<b>0</b>	<b>0</b>	<b>-176</b>	<b>-1</b>	<b>4,344</b>	<b>2,012</b>	<b>0</b>	<b>0</b>	<b>6,381</b>	<b>3,466</b>	<b>10,549</b>	<b>5,477</b>
1.2.1 Civilian Premium Pay	0	0	0	0	2,943	926	0	0	4,602	1,351	7,545	2,277
1.2.2 Civilian Temporary Hires	0	0	0	0	1,293	833	0	0	2,040	1,250	3,333	2,083
<b>1.0 Personnel Sub-Total</b>	<b>0</b>	<b>0</b>	<b>0</b>	<b>0</b>	<b>4,236</b>	<b>1,759</b>	<b>0</b>	<b>0</b>	<b>6,642</b>	<b>2,601</b>	<b>10,878</b>	<b>4,360</b>
2.1 Temporary Duty (TDY)/Additional Duty (TAD)	0	0	1	-1	118	135	0	0	322	461	441	595
2.2 Clothing and Other Personnel Equipment & Supplies	0	0	0	0	4	0	0	0	11	6	15	6
<b>2.0 Personnel Support Sub-Total</b>	<b>0</b>	<b>0</b>	<b>1</b>	<b>-1</b>	<b>122</b>	<b>135</b>	<b>0</b>	<b>0</b>	<b>333</b>	<b>467</b>	<b>456</b>	<b>601</b>
3.1.0 Care-in-Store	0	0	0	0	0	0	0	0	2	0	2	0
3.3 Other Supplies & Equipment	0	0	5	0	0	0	0	0	-1	5	4	5
3.6 (C4I)	0	0	-182	0	0	0	0	0	-671	100	-853	100
3.7 Other Services and Miscellaneous Contracts	0	0	0	0	-14	118	0	0	76	293	62	411
<b>3.0 Operating Support Sub-Total</b>	<b>0</b>	<b>0</b>	<b>-177</b>	<b>0</b>	<b>-14</b>	<b>118</b>	<b>0</b>	<b>0</b>	<b>-594</b>	<b>398</b>	<b>-785</b>	<b>516</b>
<b>Defense Agency Total</b>	<b>-60,358</b>	<b>2,724</b>	<b>-87,830</b>	<b>68,984</b>	<b>3,541,611</b>	<b>2,428,927</b>	<b>0</b>	<b>0</b>	<b>601,154</b>	<b>355,261</b>	<b>3,994,577</b>	<b>2,855,896</b>
1.2.1 Civilian Premium Pay	-4,451	0	-21,410	0	80,264	73,401	0	0	119	119	54,522	73,520
1.2.2 Civilian Temporary Hires	142	0	0	0	12,639	11,624	0	0	1,911	1,840	14,692	13,464
<b>1.0 Personnel Sub-Total</b>	<b>-4,309</b>	<b>0</b>	<b>-21,410</b>	<b>0</b>	<b>92,903</b>	<b>85,025</b>	<b>0</b>	<b>0</b>	<b>2,030</b>	<b>1,959</b>	<b>69,214</b>	<b>86,984</b>
2.1 Temporary Duty (TDY)/Additional Duty (TAD)	-452	6	-507	23	144,798	121,225	0	0	4,384	3,811	148,223	125,065
2.2 Clothing and Other Personnel Equipment & Supplies	0	0	0	50	2,928	1,808	0	0	0	0	2,928	1,858

**COST OF WAR**  
**Operation and Maintenance (O&M) Summary Execution by Operation, Component, and Cost Breakdown Structure (CBS)**  
**Fiscal Year 2007 - 2017**  
**(Amounts in Thousands)**  
**As of August 31, 2017**

Component	Operation New Dawn (OND) / Post-OND Iraq Activities		Operation Enduring Freedom		Operation Freedom's Sentinel		Operation Noble Eagle		Operation Inherent Resolve		Summary	
	Obligations Year To Date	Disbursements Year To Date	Obligations Year To Date	Disbursements Year To Date	Obligations Year To Date	Disbursements Year To Date	Obligations Year To Date	Disbursements Year To Date	Obligations Year To Date	Disbursements Year To Date	Obligations Year To Date	Disbursements Year To Date
2.3 Medical Support/Health Services	0	0	-91	38	5,926	3,510	0	0	30	30	5,865	3,578
2.5 Other Personnel Support	-10	2,632	-1,102	7,665	65,795	77,108	0	0	0	0	64,683	87,405
2.7 Body Armor	0	0	-16	0	0	0	0	0	0	0	-16	0
<b>2.0 Personnel Support Sub-Total</b>	<b>-462</b>	<b>2,638</b>	<b>-1,716</b>	<b>7,776</b>	<b>219,447</b>	<b>203,651</b>	<b>0</b>	<b>0</b>	<b>4,414</b>	<b>3,841</b>	<b>221,683</b>	<b>217,906</b>
3.1 Training	0	0	-908	611	29,814	20,118	0	0	2,135	1,329	31,041	22,058
3.2 Operations (OPTEMPO) (Fuel, Other POL, Parts)	0	0	-5,567	1,322	152,256	96,300	0	0	97,734	84,016	244,423	181,638
3.3 Other Supplies & Equipment	-884	66	-25,653	11,797	161,281	97,942	0	0	14,271	4,123	149,015	113,928
3.4 Facilities/Base Support	0	0	-49	-41	4,600	854	0	0	71	41	4,622	854
3.5.1 Organization Level Maintenance	0	0	-85	0	478	295	0	0	0	0	393	295
3.5.2 Intermediate Level Maintenance	0	0	0	0	3,366	1,858	0	0	0	0	3,366	1,858
3.5.3 Depot Level Maintenance	0	0	21	7	20,692	3,940	0	0	0	0	20,713	3,947
3.5.4 Contractor Logistics Support	-42	2	-9,692	6,207	273,072	202,444	0	0	43,987	20,481	307,325	229,134
3.5.6 MRAP Vehicles Equipment Maintenance	0	0	0	0	56,338	27,026	0	0	0	0	56,338	27,026
3.6 (C4I)	1	0	1,670	1,743	317,003	130,571	0	0	64,144	43,793	382,818	176,107
3.7 Other Services and Miscellaneous Contracts	-54,662	18	-38,657	23,983	1,221,240	651,074	0	0	81,768	45,631	1,209,689	720,706
3.9 Psychological Operations (Information Operations)	0	0	0	0	5,158	0	0	0	0	0	5,158	0
<b>3.0 Operating Support Sub-Total</b>	<b>-55,587</b>	<b>86</b>	<b>-78,920</b>	<b>45,629</b>	<b>2,245,298</b>	<b>1,232,422</b>	<b>0</b>	<b>0</b>	<b>304,110</b>	<b>199,414</b>	<b>2,414,901</b>	<b>1,477,551</b>
4.1 Airlift	0	0	186	302	219,432	174,647	0	0	74,650	56,063	294,268	231,012
4.2 Sealift	0	0	1,646	2,692	5,081	1,351	0	0	0	0	6,727	4,043
4.4 Port Handling/Inland Transportation	0	0	56	137	2,977	2,216	0	0	0	0	3,033	2,353
4.5 Other Transportation	0	0	-120	0	50,705	37,438	0	0	793	420	51,378	37,858
4.6 Second Destination Transportation	0	0	0	0	126	59	0	0	0	0	126	59
<b>4.0 Transportation Sub-Total</b>	<b>0</b>	<b>0</b>	<b>1,768</b>	<b>3,131</b>	<b>278,321</b>	<b>215,711</b>	<b>0</b>	<b>0</b>	<b>75,443</b>	<b>56,483</b>	<b>355,532</b>	<b>275,325</b>
7.1.01 Pakistan	0	0	0	0	550,000	550,000	0	0	0	0	550,000	550,000
7.1.12 Jordan (OEF)	0	0	12,448	12,448	37,260	37,260	0	0	0	0	49,708	49,708
7.1.26 Coalition support for Mongolia (OEF)	0	0	0	0	674	674	0	0	0	0	674	674
7.1.90 Coalition Readiness Support Program (CRSP)	0	0	0	0	11,357	11,192	0	0	0	0	11,357	11,192
7.2.1 Transportation Support	0	0	0	0	14,000	8,442	0	0	0	0	14,000	8,442
7.2.2 Logistic Support	0	0	0	0	92,351	84,550	0	0	0	0	92,351	84,550
7.6.1 Trainee Equip/Support	0	0	0	0	0	0	0	0	192,557	78,784	192,557	78,784
7.6.2 U.S. Trainer/Enabler	0	0	0	0	0	0	0	0	22,600	14,780	22,600	14,780
<b>7.0 Other Support Sub-Total</b>	<b>0</b>	<b>0</b>	<b>12,448</b>	<b>12,448</b>	<b>705,642</b>	<b>692,118</b>	<b>0</b>	<b>0</b>	<b>215,157</b>	<b>93,564</b>	<b>933,247</b>	<b>798,130</b>



**COST OF WAR**  
**Operation and Maintenance (O&M) Summary Execution by Operation, Component, Appropriation and Cost Breakdown Structure (CBS)**  
**Fiscal Year 2007 - 2017**  
**(Amounts in Thousands)**  
**As of August 31, 2017**

Component and Appropriation	Operation New Dawn (OND) / Post-OND Iraq Activities		Operation Enduring Freedom		Operation Freedom's Sentinel		Operation Noble Eagle		Operation Inherent Resolve		Summary	
	Obligations Year to Date	Disbursements Year to Date	Obligations Year to Date	Disbursements Year to Date	Obligations Year to Date	Disbursements Year to Date	Obligations Year to Date	Disbursements Year to Date	Obligations Year to Date	Disbursements Year to Date	Obligations Year to Date	Disbursements Year to Date
<b>Grand Total</b>	<b>-112,770</b>	<b>157,507</b>	<b>-140,169</b>	<b>132,846</b>	<b>30,086,717</b>	<b>21,438,704</b>	<b>52,445</b>	<b>34,305</b>	<b>5,464,737</b>	<b>4,071,030</b>	<b>35,350,960</b>	<b>25,834,392</b>
<b>Army Total</b>	<b>-44,956</b>	<b>98,268</b>	<b>-265,135</b>	<b>-368,408</b>	<b>14,643,076</b>	<b>9,532,065</b>	<b>36,146</b>	<b>18,101</b>	<b>2,373,027</b>	<b>1,482,484</b>	<b>16,742,158</b>	<b>10,762,510</b>
<b>Army Active Total</b>	<b>-44,956</b>	<b>98,268</b>	<b>-265,398</b>	<b>-368,087</b>	<b>14,535,745</b>	<b>9,473,104</b>	<b>36,146</b>	<b>18,101</b>	<b>2,373,027</b>	<b>1,482,484</b>	<b>16,634,564</b>	<b>10,703,870</b>
Operation and Maintenance, Army												
1.2.1 Civilian Premium Pay	795	830	124	307	73,257	64,526	414	398	20,888	12,732	95,478	78,793
1.2.2 Civilian Temporary Hires	0	0	-7	-83	1,606	1,058	0	0	516	516	2,115	1,491
<b>1.0 Personnel Sub-Total</b>	<b>795</b>	<b>830</b>	<b>117</b>	<b>224</b>	<b>74,863</b>	<b>65,584</b>	<b>414</b>	<b>398</b>	<b>21,404</b>	<b>13,248</b>	<b>97,593</b>	<b>80,284</b>
2.1 Temporary Duty (TDY)/Additional Duty (TAD)	481	500	3,404	-22,765	159,800	143,783	5,435	4,757	23,980	10,070	193,100	136,345
2.2 Clothing and Other Personnel Equipment & Supplies	-1,177	144	0	0	276,566	74,424	0	0	0	0	275,389	74,568
2.2.1 Organizational Clothing	0	0	0	-227	0	227	0	0	0	0	0	0
2.3 Medical Support/Health Services	0	0	-436	-36	38,009	32,479	2	0	10,329	8,826	47,904	41,269
2.5 Other Personnel Support	-1	0	-1,016	-10	15,048	6,612	-10	0	83,085	83,078	97,116	89,680
2.6 Rest & Recreation	0	0	0	0	5,158	4,600	0	0	0	0	5,158	4,600
<b>2.0 Personnel Support Sub-Total</b>	<b>-697</b>	<b>644</b>	<b>1,952</b>	<b>-23,038</b>	<b>494,581</b>	<b>262,125</b>	<b>5,437</b>	<b>4,757</b>	<b>117,394</b>	<b>101,974</b>	<b>618,667</b>	<b>346,462</b>
3.1 Training	0	0	-61	-76	226,666	145,002	0	0	74	63	226,679	144,989
3.1.0 Care-in-Store	0	0	0	0	1,501	0	0	0	0	0	1,501	0
3.2 Operations (OPTEMPO) (Fuel, Other POL, Parts)	-8	-8	-695	-12	917,979	728,952	797	536	177,634	137,802	1,095,707	867,270
3.2.1 MRAP Vehicles Operation	0	0	0	0	54,855	19,931	0	0	0	0	54,855	19,931
3.3 Other Supplies & Equipment	-232	-3	-2,118	-9,284	539,759	337,764	256	182	460,432	251,842	998,097	580,501
3.4 Facilities/Base Support	-279	543	-16,479	-313	934,423	198,403	2,851	1,093	78,952	11,901	999,468	211,627
3.5.1 Organization Level Maintenance	-27	-3	-793	-2,746	31,966	21,243	0	0	0	0	31,146	18,494
3.5.2 Intermediate Level Maintenance	-13,073	205	-94	31	251,287	138,962	0	0	0	0	238,120	139,198
3.5.3 Depot Level Maintenance	-1,681	976	-974	-173	841,414	322,582	0	0	1,022	1,010	839,781	324,395
3.5.4 Contractor Logistics Support	-7,533	1,799	-10,443	-10,909	852,936	277,077	16,501	3,543	42,825	10,300	894,286	281,810
3.5.6 MRAP Vehicles Equipment Maintenance	0	0	0	0	41,640	4,601	0	0	0	0	41,640	4,601
3.6 (C4I)	-783	92,810	7,064	-345,573	1,934,387	1,485,405	246	114	217,323	57,871	2,158,237	1,290,627
3.7 Other Services and Miscellaneous Contracts	-12,782	429	-110,752	-39,774	2,318,191	998,584	8,934	6,945	471,511	164,531	2,675,102	1,130,715
3.9 Psychological Operations (Information Operations)	0	0	0	0	31,272	0	0	0	0	0	31,272	0
<b>3.0 Operating Support Sub-Total</b>	<b>-36,398</b>	<b>96,748</b>	<b>-135,345</b>	<b>-408,829</b>	<b>8,978,276</b>	<b>4,678,506</b>	<b>29,585</b>	<b>12,413</b>	<b>1,449,773</b>	<b>635,320</b>	<b>10,285,891</b>	<b>5,014,158</b>
4.1 Airlift	0	0	-517	0	376,875	246,279	0	0	0	0	376,358	246,279
4.2 Sealift	0	0	-517	0	63,442	63,442	0	0	0	0	62,925	63,442
4.4 Port Handling/Inland Transportation	-51	0	-5,481	5	225,045	163,602	710	533	660	374	220,883	164,514
4.5 Other Transportation	0	0	21	-12	306	37	0	0	0	0	327	25
4.6 Second Destination Transportation	0	-2	-226	-8,065	579,245	394,794	0	0	59,624	8,445	638,643	395,172
4.7 MRAP Vehicles Transportation	-458	0	0	0	0	0	0	0	0	0	-458	0
<b>4.0 Transportation Sub-Total</b>	<b>-509</b>	<b>-2</b>	<b>-6,720</b>	<b>-8,072</b>	<b>1,244,913</b>	<b>868,154</b>	<b>710</b>	<b>533</b>	<b>60,284</b>	<b>8,819</b>	<b>1,298,678</b>	<b>869,432</b>
7.4.1 Afghanistan (CERP)	0	0	-331	0	3,156	1,572	0	0	0	0	2,825	1,572
7.6.1 Trainee Equip/Support	0	0	0	0	0	0	0	0	14,796	11,119	14,796	11,119
7.6.2 U.S. Trainer/Enabler	0	0	0	0	0	0	0	0	132,687	40,905	132,687	40,905
<b>7.0 Other Support Sub-Total</b>	<b>0</b>	<b>0</b>	<b>-331</b>	<b>0</b>	<b>3,156</b>	<b>1,572</b>	<b>0</b>	<b>0</b>	<b>147,483</b>	<b>52,024</b>	<b>150,308</b>	<b>53,596</b>
Afghanistan Security Forces Fund, Army												
7.3.02 Defense Forces Sustainment	0	0	-17,552	-1,326	1,764,391	1,610,243	0	0	0	0	1,746,839	1,608,917
7.3.03 Defense Forces Infrastructure	0	0	-24,923	20,284	66,634	24,273	0	0	0	0	41,711	44,557
7.3.04 Defense Forces Equipment and Transportation	0	0	-652	-652	924,803	832,452	0	0	0	0	924,151	831,800
7.3.05 Defense Forces Training and Operations	0	0	-22,724	-21,669	192,053	160,911	0	0	0	0	169,329	139,242
7.3.07 Interior Forces Sustainment	0	0	-15,341	-1,467	509,984	464,896	0	0	0	0	494,643	463,429
7.3.08 Interior Forces Infrastructure	0	0	-10,123	1,912	16,397	52,988	0	0	0	0	6,274	54,900
7.3.09 Interior Forces Equipment	0	0	-458	-79	185,221	2,100	0	0	0	0	184,763	2,021
7.3.10 Interior Forces Training and Operations	0	0	-27,385	-21,688	80,512	63,269	0	0	0	0	53,127	41,581
7.3.14 Detainee Operations Sustainment	0	0	-2,820	0	-39	380	0	0	0	0	-2,859	380
7.3.15 Detainee Operations Infrastructure	0	0	-2	0	0	0	0	0	0	0	-2	0
7.3.17 Detainee Operations Training and Operations	0	0	-31	0	0	0	0	0	0	0	-31	0
7.3.20 Other	0	0	-2,855	-8,541	0	385,651	0	0	0	0	-2,855	377,110
<b>7.0 Other Support Sub-Total</b>	<b>0</b>	<b>0</b>	<b>-124,866</b>	<b>-33,226</b>	<b>3,739,956</b>	<b>3,597,163</b>	<b>0</b>	<b>0</b>	<b>0</b>	<b>0</b>	<b>3,615,090</b>	<b>3,563,937</b>
Iraq Security Forces Fund, Army												
7.3.02 Defense Forces Sustainment	-3,569	0	0	0	0	0	0	0	0	0	-3,569	0
7.3.04 Defense Forces Equipment and Transportation	-4,431	0	0	0	0	0	0	0	0	0	-4,431	0

**COST OF WAR**  
**Operation and Maintenance (O&M) Summary Execution by Operation, Component, Appropriation and Cost Breakdown Structure (CBS)**  
**Fiscal Year 2007 - 2017**  
**(Amounts in Thousands)**  
**As of August 31, 2017**

Component and Appropriation	Operation New Dawn (OND) / Post-OND Iraq Activities		Operation Enduring Freedom		Operation Freedom's Sentinel		Operation Noble Eagle		Operation Inherent Resolve		Summary	
	Obligations Year to Date	Disbursements Year to Date	Obligations Year to Date	Disbursements Year to Date	Obligations Year to Date	Disbursements Year to Date	Obligations Year to Date	Disbursements Year to Date	Obligations Year to Date	Disbursements Year to Date	Obligations Year to Date	Disbursements Year to Date
7.3.05 Defense Forces Training and Operations	-147	48	0	0	0	0	0	0	0	0	-147	48
<b>7.0 Other Support Sub-Total</b>	<b>-8,147</b>	<b>48</b>	<b>0</b>	<b>0</b>	<b>0</b>	<b>0</b>	<b>0</b>	<b>0</b>	<b>0</b>	<b>0</b>	<b>-8,147</b>	<b>48</b>
Afghanistan Infrastructure Fund, Army												
7.5.1 Afghanistan Infrastructure Fund - Power	0	0	1,240	102,757	0	0	0	0	0	0	1,240	102,757
7.5.2 Afghanistan Infrastructure Fund - Transportation	0	0	-77	3,205	0	0	0	0	0	0	-77	3,205
7.5.3 Afghanistan Infrastructure Fund - Water	0	0	-1,368	-1,108	0	0	0	0	0	0	-1,368	-1,108
<b>7.0 Other Support Sub-Total</b>	<b>0</b>	<b>0</b>	<b>-205</b>	<b>104,854</b>	<b>0</b>	<b>0</b>	<b>0</b>	<b>0</b>	<b>0</b>	<b>0</b>	<b>-205</b>	<b>104,854</b>
Iraq Train and Equip Fund												
7.7.1 Defense Forces	0	0	0	0	0	0	0	0	576,689	671,099	576,689	671,099
<b>7.0 Other Support Sub-Total</b>	<b>0</b>	<b>0</b>	<b>0</b>	<b>0</b>	<b>0</b>	<b>0</b>	<b>0</b>	<b>0</b>	<b>576,689</b>	<b>671,099</b>	<b>576,689</b>	<b>671,099</b>
<b>Army Reserve Total</b>	<b>0</b>	<b>0</b>	<b>0</b>	<b>0</b>	<b>20,314</b>	<b>11,903</b>	<b>0</b>	<b>0</b>	<b>0</b>	<b>0</b>	<b>20,314</b>	<b>11,903</b>
Operation and Maintenance, Army Reserve												
2.1 Temporary Duty (TDY)/Additional Duty (TAD)	0	0	0	0	8,714	7,263	0	0	0	0	8,714	7,263
2.3 Medical Support/Health Services	0	0	0	0	6	3	0	0	0	0	6	3
2.5 Other Personnel Support	0	0	0	0	6,115	2,860	0	0	0	0	6,115	2,860
<b>2.0 Personnel Support Sub-Total</b>	<b>0</b>	<b>0</b>	<b>0</b>	<b>0</b>	<b>14,835</b>	<b>10,126</b>	<b>0</b>	<b>0</b>	<b>0</b>	<b>0</b>	<b>14,835</b>	<b>10,126</b>
3.2 Operations (OPTEMPO) (Fuel, Other POL, Parts)	0	0	0	0	253	162	0	0	0	0	253	162
3.3 Other Supplies & Equipment	0	0	0	0	971	427	0	0	0	0	971	427
3.4 Facilities/Base Support	0	0	0	0	27	26	0	0	0	0	27	26
3.6 (C4I)	0	0	0	0	949	41	0	0	0	0	949	41
3.7 Other Services and Miscellaneous Contracts	0	0	0	0	1,890	807	0	0	0	0	1,890	807
<b>3.0 Operating Support Sub-Total</b>	<b>0</b>	<b>0</b>	<b>0</b>	<b>0</b>	<b>4,090</b>	<b>1,463</b>	<b>0</b>	<b>0</b>	<b>0</b>	<b>0</b>	<b>4,090</b>	<b>1,463</b>
4.4 Port Handling/Inland Transportation	0	0	0	0	1,389	314	0	0	0	0	1,389	314
<b>4.0 Transportation Sub-Total</b>	<b>0</b>	<b>0</b>	<b>0</b>	<b>0</b>	<b>1,389</b>	<b>314</b>	<b>0</b>	<b>0</b>	<b>0</b>	<b>0</b>	<b>1,389</b>	<b>314</b>
<b>Army National Guard Total</b>	<b>0</b>	<b>0</b>	<b>263</b>	<b>-321</b>	<b>87,017</b>	<b>47,058</b>	<b>0</b>	<b>0</b>	<b>0</b>	<b>0</b>	<b>87,280</b>	<b>46,737</b>
Operation and Maintenance, Army Natl Guard												
1.2.1 Civilian Premium Pay	0	0	0	0	218	194	0	0	0	0	218	194
<b>1.0 Personnel Sub-Total</b>	<b>0</b>	<b>0</b>	<b>0</b>	<b>0</b>	<b>218</b>	<b>194</b>	<b>0</b>	<b>0</b>	<b>0</b>	<b>0</b>	<b>218</b>	<b>194</b>
2.1 Temporary Duty (TDY)/Additional Duty (TAD)	0	0	0	0	130	116	0	0	0	0	130	116
2.2 Clothing and Other Personnel Equipment & Supplies	0	0	0	0	59	17	0	0	0	0	59	17
2.3 Medical Support/Health Services	0	0	0	0	965	807	0	0	0	0	965	807
2.4 Reserve Component Activation/Deactivation	0	0	0	0	6,370	4,192	0	0	0	0	6,370	4,192
2.5 Other Personnel Support	0	0	0	0	1,459	1,133	0	0	0	0	1,459	1,133
<b>2.0 Personnel Support Sub-Total</b>	<b>0</b>	<b>0</b>	<b>0</b>	<b>0</b>	<b>8,983</b>	<b>6,265</b>	<b>0</b>	<b>0</b>	<b>0</b>	<b>0</b>	<b>8,983</b>	<b>6,265</b>
3.1 Training	0	0	0	0	124	50	0	0	0	0	124	50
3.2 Operations (OPTEMPO) (Fuel, Other POL, Parts)	0	0	0	0	33,110	19,458	0	0	0	0	33,110	19,458
3.3 Other Supplies & Equipment	0	0	0	0	16,429	6,149	0	0	0	0	16,429	6,149
3.4 Facilities/Base Support	0	0	0	0	1,172	946	0	0	0	0	1,172	946
3.5.4 Contractor Logistics Support	0	0	0	0	561	300	0	0	0	0	561	300
3.6 (C4I)	0	0	0	-2	13,547	6,909	0	0	0	0	13,547	6,907
3.7 Other Services and Miscellaneous Contracts	0	0	263	-319	6,287	3,675	0	0	0	0	6,550	3,356
<b>3.0 Operating Support Sub-Total</b>	<b>0</b>	<b>0</b>	<b>263</b>	<b>-321</b>	<b>71,230</b>	<b>37,487</b>	<b>0</b>	<b>0</b>	<b>0</b>	<b>0</b>	<b>71,493</b>	<b>37,166</b>
4.1 Airlift	0	0	0	0	308	0	0	0	0	0	308	0
4.4 Port Handling/Inland Transportation	0	0	0	0	6,247	3,112	0	0	0	0	6,247	3,112
4.5 Other Transportation	0	0	0	0	31	0	0	0	0	0	31	0
<b>4.0 Transportation Sub-Total</b>	<b>0</b>	<b>0</b>	<b>0</b>	<b>0</b>	<b>6,586</b>	<b>3,112</b>	<b>0</b>	<b>0</b>	<b>0</b>	<b>0</b>	<b>6,586</b>	<b>3,112</b>
<b>Navy/Marine Corps Total</b>	<b>-8,461</b>	<b>27,261</b>	<b>543,400</b>	<b>511,689</b>	<b>5,238,467</b>	<b>3,700,433</b>	<b>0</b>	<b>0</b>	<b>589,447</b>	<b>380,203</b>	<b>6,362,853</b>	<b>4,619,586</b>
<b>Navy Total</b>	<b>0</b>	<b>0</b>	<b>0</b>	<b>0</b>	<b>4,602,743</b>	<b>3,137,575</b>	<b>0</b>	<b>0</b>	<b>482,456</b>	<b>334,747</b>	<b>5,085,199</b>	<b>3,472,322</b>
<b>Navy Active Total</b>	<b>0</b>	<b>0</b>	<b>0</b>	<b>0</b>	<b>4,575,889</b>	<b>3,119,545</b>	<b>0</b>	<b>0</b>	<b>482,456</b>	<b>334,747</b>	<b>5,058,345</b>	<b>3,454,292</b>
Operation and Maintenance, Navy												
1.2.1 Civilian Premium Pay	0	0	0	0	114,261	97,314	0	0	249	249	114,510	97,563
1.2.2 Civilian Temporary Hires	0	0	0	0	306	306	0	0	0	0	306	306

**COST OF WAR**  
**Operation and Maintenance (O&M) Summary Execution by Operation, Component, Appropriation and Cost Breakdown Structure (CBS)**  
**Fiscal Year 2007 - 2017**  
**(Amounts in Thousands)**  
**As of August 31, 2017**

Component and Appropriation	Operation New Dawn (OND) / Post-OND Iraq Activities		Operation Enduring Freedom		Operation Freedom's Sentinel		Operation Noble Eagle		Operation Inherent Resolve		Summary	
	Obligations Year to Date	Disbursements Year to Date	Obligations Year to Date	Disbursements Year to Date	Obligations Year to Date	Disbursements Year to Date	Obligations Year to Date	Disbursements Year to Date	Obligations Year to Date	Disbursements Year to Date	Obligations Year to Date	Disbursements Year to Date
<b>1.0 Personnel Sub-Total</b>	<b>0</b>	<b>0</b>	<b>0</b>	<b>0</b>	<b>114,567</b>	<b>97,620</b>	<b>0</b>	<b>0</b>	<b>249</b>	<b>249</b>	<b>114,816</b>	<b>97,869</b>
2.1 Temporary Duty (TDY)/Additional Duty (TAD)	0	0	0	0	97,723	74,448	0	0	1,799	1,742	99,522	76,190
2.2 Clothing and Other Personnel Equipment & Supplies	0	0	0	0	8,964	2,270	0	0	49	47	9,013	2,317
2.3 Medical Support/Health Services	0	0	0	0	3,241	1,813	0	0	0	0	3,241	1,813
2.5 Other Personnel Support	0	0	0	0	9,817	4,327	0	0	0	0	9,817	4,327
2.7 Body Armor	0	0	0	0	941	613	0	0	0	0	941	613
<b>2.0 Personnel Support Sub-Total</b>	<b>0</b>	<b>0</b>	<b>0</b>	<b>0</b>	<b>120,686</b>	<b>83,471</b>	<b>0</b>	<b>0</b>	<b>1,848</b>	<b>1,789</b>	<b>122,534</b>	<b>85,260</b>
3.1 Training	0	0	0	0	63,067	33,843	0	0	0	0	63,067	33,843
3.2 Operations (OPTEMPO) (Fuel, Other POL, Parts)	0	0	0	0	908,351	729,463	0	0	262,885	262,885	1,171,236	992,348
3.3 Other Supplies & Equipment	0	0	0	0	188,075	138,941	0	0	1,582	148	189,657	139,089
3.4 Facilities/Base Support	0	0	0	0	129,952	5,203	0	0	0	0	129,952	5,203
3.5.1 Organization Level Maintenance	0	0	0	0	97,084	89,587	0	0	9,560	4,974	106,644	94,561
3.5.2 Intermediate Level Maintenance	0	0	0	0	47,630	23,599	0	0	0	0	47,630	23,599
3.5.3 Depot Level Maintenance	0	0	0	0	2,207,504	1,557,341	0	0	56,674	24,614	2,264,178	1,581,955
3.5.4 Contractor Logistics Support	0	0	0	0	17,278	12,969	0	0	0	0	17,278	12,969
3.6 (C4I)	0	0	0	0	57,351	27,484	0	0	0	0	57,351	27,484
3.7 Other Services and Miscellaneous Contracts	0	0	0	0	309,242	106,416	0	0	146,675	37,105	455,917	143,521
3.8 IED Operation	0	0	0	0	22	0	0	0	0	0	22	0
<b>3.0 Operating Support Sub-Total</b>	<b>0</b>	<b>0</b>	<b>0</b>	<b>0</b>	<b>4,025,556</b>	<b>2,724,846</b>	<b>0</b>	<b>0</b>	<b>477,376</b>	<b>329,726</b>	<b>4,502,932</b>	<b>3,054,572</b>
4.1 Airlift	0	0	0	0	155,913	102,522	0	0	2,983	2,983	158,896	105,505
4.2 Sealift	0	0	0	0	117,604	104,811	0	0	0	0	117,604	104,811
4.4 Port Handling/Inland Transportation	0	0	0	0	5,841	3,755	0	0	0	0	5,841	3,755
4.5 Other Transportation	0	0	0	0	31,961	1,328	0	0	0	0	31,961	1,328
4.6 Second Destination Transportation	0	0	0	0	3,711	1,192	0	0	0	0	3,711	1,192
4.7 MRAP Vehicles Transportation	0	0	0	0	50	0	0	0	0	0	50	0
<b>4.0 Transportation Sub-Total</b>	<b>0</b>	<b>0</b>	<b>0</b>	<b>0</b>	<b>315,080</b>	<b>213,608</b>	<b>0</b>	<b>0</b>	<b>2,983</b>	<b>2,983</b>	<b>318,063</b>	<b>216,591</b>
<b>Navy Reserve Total</b>	<b>0</b>	<b>0</b>	<b>0</b>	<b>0</b>	<b>26,854</b>	<b>18,030</b>	<b>0</b>	<b>0</b>	<b>0</b>	<b>0</b>	<b>26,854</b>	<b>18,030</b>
Operation and Maintenance, Navy Reserve												
2.2 Clothing and Other Personnel Equipment & Supplies	0	0	0	0	443	227	0	0	0	0	443	227
2.3 Medical Support/Health Services	0	0	0	0	94	39	0	0	0	0	94	39
2.4 Reserve Component Activation/Deactivation	0	0	0	0	1,766	894	0	0	0	0	1,766	894
2.7 Body Armor	0	0	0	0	289	289	0	0	0	0	289	289
<b>2.0 Personnel Support Sub-Total</b>	<b>0</b>	<b>0</b>	<b>0</b>	<b>0</b>	<b>2,592</b>	<b>1,449</b>	<b>0</b>	<b>0</b>	<b>0</b>	<b>0</b>	<b>2,592</b>	<b>1,449</b>
3.1 Training	0	0	0	0	1,180	585	0	0	0	0	1,180	585
3.3 Other Supplies & Equipment	0	0	0	0	689	12	0	0	0	0	689	12
3.5.3 Depot Level Maintenance	0	0	0	0	21,360	15,968	0	0	0	0	21,360	15,968
3.7 Other Services and Miscellaneous Contracts	0	0	0	0	1,019	7	0	0	0	0	1,019	7
<b>3.0 Operating Support Sub-Total</b>	<b>0</b>	<b>0</b>	<b>0</b>	<b>0</b>	<b>24,248</b>	<b>16,572</b>	<b>0</b>	<b>0</b>	<b>0</b>	<b>0</b>	<b>24,248</b>	<b>16,572</b>
4.6 Second Destination Transportation	0	0	0	0	14	9	0	0	0	0	14	9
<b>4.0 Transportation Sub-Total</b>	<b>0</b>	<b>0</b>	<b>0</b>	<b>0</b>	<b>14</b>	<b>9</b>	<b>0</b>	<b>0</b>	<b>0</b>	<b>0</b>	<b>14</b>	<b>9</b>
<b>Marine Corps Total</b>	<b>-8,461</b>	<b>27,261</b>	<b>543,400</b>	<b>511,689</b>	<b>635,724</b>	<b>562,858</b>	<b>0</b>	<b>0</b>	<b>106,991</b>	<b>45,456</b>	<b>1,277,654</b>	<b>1,147,264</b>
<b>Marine Corps Active Total</b>	<b>-8,461</b>	<b>27,261</b>	<b>543,214</b>	<b>510,097</b>	<b>633,501</b>	<b>558,462</b>	<b>0</b>	<b>0</b>	<b>106,991</b>	<b>45,456</b>	<b>1,275,245</b>	<b>1,141,276</b>
Operation and Maintenance, Marine Corps												
1.2.1 Civilian Premium Pay	0	0	614	617	411	202	0	0	0	0	1,025	819
1.2.2 Civilian Temporary Hires	0	0	2,497	2,973	-2,412	-2,885	0	0	0	0	85	88
1.2.3 MRAP Vehicles	0	0	0	1	0	-1	0	0	0	0	0	0
<b>1.0 Personnel Sub-Total</b>	<b>0</b>	<b>0</b>	<b>3,111</b>	<b>3,591</b>	<b>-2,001</b>	<b>-2,684</b>	<b>0</b>	<b>0</b>	<b>0</b>	<b>0</b>	<b>1,110</b>	<b>907</b>
2.1 Temporary Duty (TDY)/Additional Duty (TAD)	8	9	27,830	27,744	32,226	31,691	0	0	2,616	2,033	62,680	61,477
2.2 Clothing and Other Personnel Equipment & Supplies	0	0	52,804	51,454	-38,511	-40,036	0	0	0	0	14,293	11,418
2.2.1 Organizational Clothing	0	0	258	256	-259	-256	0	0	0	0	-1	0
2.3 Medical Support/Health Services	0	0	1,936	1,887	2,356	1,204	0	0	0	0	4,292	3,091
2.4 Reserve Component Activation/Deactivation	0	0	4,686	5,120	-5,427	-5,077	0	0	10	32	-731	75
2.5 Other Personnel Support	0	0	6,175	5,497	15,544	13,648	0	0	0	0	21,719	19,145
<b>2.0 Personnel Support Sub-Total</b>	<b>8</b>	<b>9</b>	<b>93,689</b>	<b>91,958</b>	<b>5,929</b>	<b>1,174</b>	<b>0</b>	<b>0</b>	<b>2,626</b>	<b>2,065</b>	<b>102,252</b>	<b>95,206</b>
3.1 Training	0	0	2,307	-3,833	46,367	49,107	0	0	0	17	48,674	45,291

**COST OF WAR**  
**Operation and Maintenance (O&M) Summary Execution by Operation, Component, Appropriation and Cost Breakdown Structure (CBS)**  
**Fiscal Year 2007 - 2017**  
**(Amounts in Thousands)**  
**As of August 31, 2017**

Component and Appropriation	Operation New Dawn (OND) / Post-OND Iraq Activities		Operation Enduring Freedom		Operation Freedom's Sentinel		Operation Noble Eagle		Operation Inherent Resolve		Summary	
	Obligations Year to Date	Disbursements Year to Date	Obligations Year to Date	Disbursements Year to Date	Obligations Year to Date	Disbursements Year to Date	Obligations Year to Date	Disbursements Year to Date	Obligations Year to Date	Disbursements Year to Date	Obligations Year to Date	Disbursements Year to Date
3.2 Operations (OPTEMPO) (Fuel, Other POL, Parts)	0	0	36,776	37,535	231,033	162,947	0	0	734	711	268,543	201,193
3.2.1 MRAP Vehicles Operation	0	0	144	57	3,302	490	0	0	0	0	3,446	547
3.3 Other Supplies & Equipment	0	0	50,393	43,788	83,330	57,253	0	0	1,847	1,053	135,570	102,094
3.4 Facilities/Base Support	0	0	20,682	22,071	21,451	9,904	0	0	28	16	42,161	31,991
3.4.1 MRAP Vehicles Facilities and Base Support	0	0	0	758	0	5,306	0	0	0	0	0	6,064
3.5.1 Organization Level Maintenance	0	0	26,618	25,517	-1,101	7,959	0	0	0	0	25,517	33,476
3.5.2 Intermediate Level Maintenance	0	0	77	0	-192,273	-85,997	0	0	17,314	8,355	-174,882	-77,642
3.5.3 Depot Level Maintenance	-8,293	27,242	15,616	27,062	245,389	266,407	0	0	78,040	27,916	330,752	348,627
3.5.4 Contractor Logistics Support	0	0	26,809	22,931	47,217	25,351	0	0	0	0	74,026	48,282
3.5.6 MRAP Vehicles Equipment Maintenance	0	0	9,612	10,207	-9,153	-2,866	0	0	0	0	459	7,341
3.6 (C4I)	0	0	18,935	16,113	7,365	-8,792	0	0	4,875	1,291	31,175	8,612
3.7 Other Services and Miscellaneous Contracts	-176	10	232,721	206,628	97,107	46,377	0	0	1,536	4,041	331,188	257,056
<b>3.0 Operating Support Sub-Total</b>	<b>-8,469</b>	<b>27,252</b>	<b>440,690</b>	<b>408,834</b>	<b>580,034</b>	<b>533,446</b>	<b>0</b>	<b>0</b>	<b>104,374</b>	<b>43,400</b>	<b>1,116,629</b>	<b>1,012,932</b>
4.1 Airlift	0	0	849	849	-466	-692	0	0	-9	-9	374	148
4.2 Sealift	0	0	431	1,536	737	-1,526	0	0	0	0	1,168	10
4.4 Port Handling/Inland Transportation	0	0	179	127	31	43	0	0	0	0	210	170
4.5 Other Transportation	0	0	5,100	6,070	44,487	34,741	0	0	0	0	49,587	40,811
4.6 Second Destination Transportation	0	0	-835	-2,868	4,055	-6,107	0	0	0	0	3,220	-8,975
4.8 Retrograde of Personnel and Equipment	0	0	0	0	-5	67	0	0	0	0	-5	67
<b>4.0 Transportation Sub-Total</b>	<b>0</b>	<b>0</b>	<b>5,724</b>	<b>5,714</b>	<b>48,839</b>	<b>26,526</b>	<b>0</b>	<b>0</b>	<b>-9</b>	<b>-9</b>	<b>54,554</b>	<b>32,231</b>
6.2.1 Basic Research	0	0	0	0	700	0	0	0	0	0	700	0
<b>6.0 Investment Sub-Total</b>	<b>0</b>	<b>0</b>	<b>0</b>	<b>0</b>	<b>700</b>	<b>0</b>	<b>0</b>	<b>0</b>	<b>0</b>	<b>0</b>	<b>700</b>	<b>0</b>
<b>Marine Corps Reserve Total</b>	<b>0</b>	<b>0</b>	<b>186</b>	<b>1,592</b>	<b>2,223</b>	<b>4,396</b>	<b>0</b>	<b>0</b>	<b>0</b>	<b>0</b>	<b>2,409</b>	<b>5,988</b>
Operation and Maintenance, USMC Reserve												
2.1 Temporary Duty (TDY)/Additional Duty (TAD)	0	0	213	1,201	2,425	4,207	0	0	0	0	2,638	5,408
2.2 Clothing and Other Personnel Equipment & Supplies	0	0	0	-43	39	78	0	0	0	0	39	35
2.4 Reserve Component Activation/Deactivation	0	0	0	0	169	169	0	0	0	0	169	169
<b>2.0 Personnel Support Sub-Total</b>	<b>0</b>	<b>0</b>	<b>213</b>	<b>1,158</b>	<b>2,633</b>	<b>4,454</b>	<b>0</b>	<b>0</b>	<b>0</b>	<b>0</b>	<b>2,846</b>	<b>5,612</b>
3.1 Training	0	0	-10	0	0	0	0	0	0	0	-10	0
3.2 Operations (OPTEMPO) (Fuel, Other POL, Parts)	0	0	2	3	-768	-763	0	0	0	0	-766	-760
3.6 (C4I)	0	0	0	0	388	733	0	0	0	0	388	733
3.7 Other Services and Miscellaneous Contracts	0	0	-19	431	-30	-28	0	0	0	0	-49	403
<b>3.0 Operating Support Sub-Total</b>	<b>0</b>	<b>0</b>	<b>-27</b>	<b>434</b>	<b>-410</b>	<b>-58</b>	<b>0</b>	<b>0</b>	<b>0</b>	<b>0</b>	<b>-437</b>	<b>376</b>
<b>Air Force Total</b>	<b>1,666</b>	<b>29,486</b>	<b>-120,456</b>	<b>112,145</b>	<b>6,408,743</b>	<b>5,581,644</b>	<b>16,299</b>	<b>16,204</b>	<b>1,894,728</b>	<b>1,849,616</b>	<b>8,200,980</b>	<b>7,589,095</b>
<b>Air Force Active Total</b>	<b>1,666</b>	<b>29,486</b>	<b>-103,033</b>	<b>116,342</b>	<b>6,424,757</b>	<b>5,594,795</b>	<b>16,354</b>	<b>16,228</b>	<b>1,894,728</b>	<b>1,849,616</b>	<b>8,234,472</b>	<b>7,606,467</b>
Operation and Maintenance, Air Force												
1.1.6 Reserve Components Predeployment Training	0	0	0	0	0	0	-120	-120	0	0	-120	-120
1.2.2 Civilian Temporary Hires	3	10	-5	19	43,142	43,260	1,603	1,603	3,766	3,701	48,509	48,593
<b>1.0 Personnel Sub-Total</b>	<b>3</b>	<b>10</b>	<b>-5</b>	<b>19</b>	<b>43,142</b>	<b>43,260</b>	<b>1,483</b>	<b>1,483</b>	<b>3,766</b>	<b>3,701</b>	<b>48,389</b>	<b>48,473</b>
2.1 Temporary Duty (TDY)/Additional Duty (TAD)	18	65	-4,101	1,418	172,245	171,114	1,418	1,274	22,210	18,379	191,790	192,250
2.2 Clothing and Other Personnel Equipment & Supplies	0	0	-190	-123	2,911	2,882	0	0	0	0	2,721	2,759
2.3 Medical Support/Health Services	0	48	-2,741	53	23,114	27,493	112	93	2,524	1,910	23,009	29,597
2.5 Other Personnel Support	0	14,707	-412	621	78,892	38,684	0	0	35,350	20,781	113,830	74,793
2.7 Body Armor	0	0	1,117	1,112	18,932	2,704	0	0	0	0	20,049	3,816
<b>2.0 Personnel Support Sub-Total</b>	<b>18</b>	<b>14,820</b>	<b>-6,327</b>	<b>3,081</b>	<b>296,094</b>	<b>242,877</b>	<b>1,530</b>	<b>1,367</b>	<b>60,084</b>	<b>41,070</b>	<b>351,399</b>	<b>303,215</b>
3.1 Training	0	0	-403	-282	34,595	28,064	0	0	3,794	3,287	37,986	31,069
3.2 Operations (OPTEMPO) (Fuel, Other POL, Parts)	-8,336	-8,041	-63,553	-63,270	488,181	400,363	13,369	13,369	1,328,119	1,327,195	1,757,780	1,669,616
3.3 Other Supplies & Equipment	8,221	8,625	41,033	63,916	477,325	501,143	16	9	72,383	75,327	598,978	649,020
3.4 Facilities/Base Support	0	0	-9,435	11,202	150,378	164,978	25	0	65,445	32,860	206,413	209,040
3.5.3 Depot Level Maintenance	-798	60	57,030	143,607	2,000,334	1,511,544	0	0	5,100	0	2,061,666	1,655,211
3.5.4 Contractor Logistics Support	0	0	-93	-93	0	0	0	0	0	0	-93	-93
3.6 (C4I)	51	1,825	519,024	551,587	1,181,749	1,006,723	0	0	34,581	18,456	1,735,405	1,578,591
3.7 Other Services and Miscellaneous Contracts	4,382	11,712	-634,901	-596,010	745,105	764,573	-69	0	159,531	193,728	274,048	374,003
<b>3.0 Operating Support Sub-Total</b>	<b>3,520</b>	<b>14,181</b>	<b>-91,298</b>	<b>110,657</b>	<b>5,077,667</b>	<b>4,377,388</b>	<b>13,341</b>	<b>13,378</b>	<b>1,668,953</b>	<b>1,650,853</b>	<b>6,672,183</b>	<b>6,166,457</b>
4.1 Airlift	0	650	-3,301	1,531	874,513	813,857	0	0	156,347	141,609	1,027,559	957,647
4.2 Sealift	0	0	-8	0	-50	63	0	0	0	0	-58	63

**COST OF WAR**  
**Operation and Maintenance (O&M) Summary Execution by Operation, Component, Appropriation and Cost Breakdown Structure (CBS)**  
**Fiscal Year 2007 - 2017**  
**(Amounts in Thousands)**  
**As of August 31, 2017**

Component and Appropriation	Operation New Dawn (OND) / Post-OND Iraq Activities		Operation Enduring Freedom		Operation Freedom's Sentinel		Operation Noble Eagle		Operation Inherent Resolve		Summary	
	Obligations Year to Date	Disbursements Year to Date	Obligations Year to Date	Disbursements Year to Date	Obligations Year to Date	Disbursements Year to Date	Obligations Year to Date	Disbursements Year to Date	Obligations Year to Date	Disbursements Year to Date	Obligations Year to Date	Disbursements Year to Date
4.5 Other Transportation	-1,875	-175	-2,075	1,054	130,634	114,583	0	0	5,044	5,748	131,728	121,210
4.8 Retrograde of Personnel and Equipment	0	0	-19	0	2,757	2,767	0	0	48	728	2,786	3,495
<b>4.0 Transportation Sub-Total</b>	<b>-1,875</b>	<b>475</b>	<b>-5,403</b>	<b>2,585</b>	<b>1,007,854</b>	<b>931,270</b>	<b>0</b>	<b>0</b>	<b>161,439</b>	<b>148,085</b>	<b>1,162,015</b>	<b>1,082,415</b>
7.6.1 Trainee Equip/Support	0	0	0	0	0	0	0	0	0	781	0	781
7.6.2 U.S. Trainer/Enabler	0	0	0	0	0	0	0	0	486	5,126	486	5,126
<b>7.0 Other Support Sub-Total</b>	<b>0</b>	<b>0</b>	<b>0</b>	<b>0</b>	<b>0</b>	<b>0</b>	<b>0</b>	<b>0</b>	<b>486</b>	<b>5,907</b>	<b>486</b>	<b>5,907</b>
<b>Air Force Reserve Total</b>	<b>0</b>	<b>0</b>	<b>0</b>	<b>0</b>	<b>-24,999</b>	<b>-18,620</b>	<b>0</b>	<b>0</b>	<b>0</b>	<b>0</b>	<b>-24,999</b>	<b>-18,620</b>
Operation and Maintenance, Air Force Reserve												
1.2.2 Civilian Temporary Hires	0	0	0	0	-4	-4	0	0	0	0	-4	-4
<b>1.0 Personnel Sub-Total</b>	<b>0</b>	<b>0</b>	<b>0</b>	<b>0</b>	<b>-4</b>	<b>-4</b>	<b>0</b>	<b>0</b>	<b>0</b>	<b>0</b>	<b>-4</b>	<b>-4</b>
2.1 Temporary Duty (TDY)/Additional Duty (TAD)	0	0	0	0	-1,316	-2,176	0	0	0	0	-1,316	-2,176
<b>2.0 Personnel Support Sub-Total</b>	<b>0</b>	<b>0</b>	<b>0</b>	<b>0</b>	<b>-1,316</b>	<b>-2,176</b>	<b>0</b>	<b>0</b>	<b>0</b>	<b>0</b>	<b>-1,316</b>	<b>-2,176</b>
3.3 Other Supplies & Equipment	0	0	0	0	106	157	0	0	0	0	106	157
3.4 Facilities/Base Support	0	0	0	0	-1,188	-1,735	0	0	0	0	-1,188	-1,735
3.5.3 Depot Level Maintenance	0	0	0	0	15,732	7,591	0	0	0	0	15,732	7,591
3.5.4 Contractor Logistics Support	0	0	0	0	-38,329	-22,453	0	0	0	0	-38,329	-22,453
<b>3.0 Operating Support Sub-Total</b>	<b>0</b>	<b>0</b>	<b>0</b>	<b>0</b>	<b>-23,679</b>	<b>-16,440</b>	<b>0</b>	<b>0</b>	<b>0</b>	<b>0</b>	<b>-23,679</b>	<b>-16,440</b>
<b>Air Force National Guard Total</b>	<b>0</b>	<b>0</b>	<b>-17,423</b>	<b>-4,197</b>	<b>8,985</b>	<b>5,469</b>	<b>-55</b>	<b>-24</b>	<b>0</b>	<b>0</b>	<b>-8,493</b>	<b>1,248</b>
Operation and Maintenance, Air Natl Guard												
2.1 Temporary Duty (TDY)/Additional Duty (TAD)	0	0	-1,129	-518	508	468	-37	-24	0	0	-658	-74
<b>2.0 Personnel Support Sub-Total</b>	<b>0</b>	<b>0</b>	<b>-1,129</b>	<b>-518</b>	<b>508</b>	<b>468</b>	<b>-37</b>	<b>-24</b>	<b>0</b>	<b>0</b>	<b>-658</b>	<b>-74</b>
3.1 Training	0	0	0	0	3	3	0	0	0	0	3	3
3.3 Other Supplies & Equipment	0	0	-1,420	-926	-106	70	0	0	0	0	-1,526	-856
3.4 Facilities/Base Support	0	0	-4,987	-847	1,708	922	-10	0	0	0	-3,289	75
3.6 (C4I)	0	0	-7	-3	592	423	0	0	0	0	585	420
3.7 Other Services and Miscellaneous Contracts	0	0	-9,904	-1,893	6,280	3,583	-8	0	0	0	-3,632	1,690
<b>3.0 Operating Support Sub-Total</b>	<b>0</b>	<b>0</b>	<b>-16,318</b>	<b>-3,669</b>	<b>8,477</b>	<b>5,001</b>	<b>-18</b>	<b>0</b>	<b>0</b>	<b>0</b>	<b>-7,859</b>	<b>1,332</b>
4.1 Airlift	0	0	53	0	0	0	0	0	0	0	53	0
4.5 Other Transportation	0	0	-29	-10	0	0	0	0	0	0	-29	-10
<b>4.0 Transportation Sub-Total</b>	<b>0</b>	<b>0</b>	<b>24</b>	<b>-10</b>	<b>0</b>	<b>0</b>	<b>0</b>	<b>0</b>	<b>0</b>	<b>0</b>	<b>24</b>	<b>-10</b>
<b>Defense Health Program Total</b>	<b>-661</b>	<b>-232</b>	<b>-209,972</b>	<b>-191,563</b>	<b>250,476</b>	<b>193,623</b>	<b>0</b>	<b>0</b>	<b>0</b>	<b>0</b>	<b>39,843</b>	<b>1,828</b>
Defense Health Program, Defense												
2.3 Medical Support/Health Services	-661	-232	-209,972	-191,563	250,476	193,623	0	0	0	0	39,843	1,828
<b>2.0 Personnel Support Sub-Total</b>	<b>-661</b>	<b>-232</b>	<b>-209,972</b>	<b>-191,563</b>	<b>250,476</b>	<b>193,623</b>	<b>0</b>	<b>0</b>	<b>0</b>	<b>0</b>	<b>39,843</b>	<b>1,828</b>
<b>DODIG Total</b>	<b>0</b>	<b>0</b>	<b>-176</b>	<b>-1</b>	<b>4,344</b>	<b>2,012</b>	<b>0</b>	<b>0</b>	<b>6,381</b>	<b>3,466</b>	<b>10,549</b>	<b>5,477</b>
Office of the Inspector General, Defense												
1.2.1 Civilian Premium Pay	0	0	0	0	2,943	926	0	0	4,602	1,351	7,545	2,277
1.2.2 Civilian Temporary Hires	0	0	0	0	1,293	833	0	0	2,040	1,250	3,333	2,083
<b>1.0 Personnel Sub-Total</b>	<b>0</b>	<b>0</b>	<b>0</b>	<b>0</b>	<b>4,236</b>	<b>1,759</b>	<b>0</b>	<b>0</b>	<b>6,642</b>	<b>2,601</b>	<b>10,878</b>	<b>4,360</b>
2.1 Temporary Duty (TDY)/Additional Duty (TAD)	0	0	1	-1	118	135	0	0	322	461	441	595
2.2 Clothing and Other Personnel Equipment & Supplies	0	0	0	0	4	0	0	0	11	6	15	6
<b>2.0 Personnel Support Sub-Total</b>	<b>0</b>	<b>0</b>	<b>1</b>	<b>-1</b>	<b>122</b>	<b>135</b>	<b>0</b>	<b>0</b>	<b>333</b>	<b>467</b>	<b>456</b>	<b>601</b>
3.1.0 Care-in-Store	0	0	0	0	0	0	0	0	2	0	2	0
3.3 Other Supplies & Equipment	0	0	5	0	0	0	0	0	-1	5	4	5
3.6 (C4I)	0	0	-182	0	0	0	0	0	-671	100	-853	100
3.7 Other Services and Miscellaneous Contracts	0	0	0	0	-14	118	0	0	76	293	62	411
<b>3.0 Operating Support Sub-Total</b>	<b>0</b>	<b>0</b>	<b>-177</b>	<b>0</b>	<b>-14</b>	<b>118</b>	<b>0</b>	<b>0</b>	<b>-594</b>	<b>398</b>	<b>-785</b>	<b>516</b>
<b>Defense Agency Total</b>	<b>-60,358</b>	<b>2,724</b>	<b>-87,830</b>	<b>68,984</b>	<b>3,541,611</b>	<b>2,428,927</b>	<b>0</b>	<b>0</b>	<b>601,154</b>	<b>355,261</b>	<b>3,994,577</b>	<b>2,855,896</b>
Operation and Maintenance, Defense-Wide												
1.2.1 Civilian Premium Pay	-4,451	0	-21,410	0	80,264	73,401	0	0	119	119	54,522	73,520

**COST OF WAR**  
**Operation and Maintenance (O&M) Summary Execution by Operation, Component, Appropriation and Cost Breakdown Structure (CBS)**  
**Fiscal Year 2007 - 2017**  
**(Amounts in Thousands)**  
**As of August 31, 2017**

Component and Appropriation	Operation New Dawn (OND) / Post-OND Iraq Activities		Operation Enduring Freedom		Operation Freedom's Sentinel		Operation Noble Eagle		Operation Inherent Resolve		Summary	
	Obligations Year to Date	Disbursements Year to Date	Obligations Year to Date	Disbursements Year to Date	Obligations Year to Date	Disbursements Year to Date	Obligations Year to Date	Disbursements Year to Date	Obligations Year to Date	Disbursements Year to Date	Obligations Year to Date	Disbursements Year to Date
1.2.2 Civilian Temporary Hires	142	0	0	0	12,639	11,624	0	0	1,911	1,840	14,692	13,464
<b>1.0 Personnel Sub-Total</b>	<b>-4,309</b>	<b>0</b>	<b>-21,410</b>	<b>0</b>	<b>92,903</b>	<b>85,025</b>	<b>0</b>	<b>0</b>	<b>2,030</b>	<b>1,959</b>	<b>69,214</b>	<b>86,984</b>
2.1 Temporary Duty (TDY)/Additional Duty (TAD)	-452	6	-507	23	144,798	121,225	0	0	4,384	3,811	148,223	125,065
2.2 Clothing and Other Personnel Equipment & Supplies	0	0	0	50	2,928	1,808	0	0	0	0	2,928	1,858
2.3 Medical Support/Health Services	0	0	-91	38	5,926	3,510	0	0	30	30	5,865	3,578
2.5 Other Personnel Support	-10	2,632	-1,102	7,665	65,795	77,108	0	0	0	0	64,683	87,405
2.7 Body Armor	0	0	-16	0	0	0	0	0	0	0	-16	0
<b>2.0 Personnel Support Sub-Total</b>	<b>-462</b>	<b>2,638</b>	<b>-1,716</b>	<b>7,776</b>	<b>219,447</b>	<b>203,651</b>	<b>0</b>	<b>0</b>	<b>4,414</b>	<b>3,841</b>	<b>221,683</b>	<b>217,906</b>
3.1 Training	0	0	-908	611	29,814	20,118	0	0	2,135	1,329	31,041	22,058
3.2 Operations (OPTEMPO) (Fuel, Other POL, Parts)	0	0	-5,567	1,322	152,256	96,300	0	0	97,734	84,016	244,423	181,638
3.3 Other Supplies & Equipment	-884	66	-25,653	11,797	161,281	97,942	0	0	14,271	4,123	149,015	113,928
3.4 Facilities/Base Support	0	0	-49	-41	4,600	854	0	0	71	41	4,622	854
3.5.1 Organization Level Maintenance	0	0	-85	0	478	295	0	0	0	0	393	295
3.5.2 Intermediate Level Maintenance	0	0	0	0	3,366	1,858	0	0	0	0	3,366	1,858
3.5.3 Depot Level Maintenance	0	0	21	7	20,692	3,940	0	0	0	0	20,713	3,947
3.5.4 Contractor Logistics Support	-42	2	-9,692	6,207	273,072	202,444	0	0	43,987	20,481	307,325	229,134
3.5.6 MRAP Vehicles Equipment Maintenance	0	0	0	0	56,338	27,026	0	0	0	0	56,338	27,026
3.6 (C4I)	1	0	1,670	1,743	317,003	130,571	0	0	64,144	43,793	382,818	176,107
3.7 Other Services and Miscellaneous Contracts	-54,662	18	-38,657	23,983	1,221,240	651,074	0	0	81,768	45,631	1,209,689	720,706
3.9 Psychological Operations (Information Operations)	0	0	0	0	5,158	0	0	0	0	0	5,158	0
<b>3.0 Operating Support Sub-Total</b>	<b>-55,587</b>	<b>86</b>	<b>-78,920</b>	<b>45,629</b>	<b>2,245,298</b>	<b>1,232,422</b>	<b>0</b>	<b>0</b>	<b>304,110</b>	<b>199,414</b>	<b>2,414,901</b>	<b>1,477,551</b>
4.1 Airlift	0	0	186	302	219,432	174,647	0	0	74,650	56,063	294,268	231,012
4.2 Sealift	0	0	1,646	2,692	5,081	1,351	0	0	0	0	6,727	4,043
4.4 Port Handling/Inland Transportation	0	0	56	137	2,977	2,216	0	0	0	0	3,033	2,353
4.5 Other Transportation	0	0	-120	0	50,705	37,438	0	0	793	420	51,378	37,858
4.6 Second Destination Transportation	0	0	0	0	126	59	0	0	0	0	126	59
<b>4.0 Transportation Sub-Total</b>	<b>0</b>	<b>0</b>	<b>1,768</b>	<b>3,131</b>	<b>278,321</b>	<b>215,711</b>	<b>0</b>	<b>0</b>	<b>75,443</b>	<b>56,483</b>	<b>355,532</b>	<b>275,325</b>
7.1.01 Pakistan	0	0	0	0	550,000	550,000	0	0	0	0	550,000	550,000
7.1.12 Jordan (OEF)	0	0	12,448	12,448	37,260	37,260	0	0	0	0	49,708	49,708
7.1.26 Coalition support for Mongolia (OEF)	0	0	0	0	674	674	0	0	0	0	674	674
7.1.90 Coalition Readiness Support Program (CRSP)	0	0	0	0	11,357	11,192	0	0	0	0	11,357	11,192
7.2.1 Transportation Support	0	0	0	0	14,000	8,442	0	0	0	0	14,000	8,442
7.2.2 Logistic Support	0	0	0	0	92,351	84,550	0	0	0	0	92,351	84,550
7.6.1 Trainee Equip/Support	0	0	0	0	0	0	0	0	192,557	78,784	192,557	78,784
7.6.2 U.S. Trainer/Enabler	0	0	0	0	0	0	0	0	22,600	14,780	22,600	14,780
<b>7.0 Other Support Sub-Total</b>	<b>0</b>	<b>0</b>	<b>12,448</b>	<b>12,448</b>	<b>705,642</b>	<b>692,118</b>	<b>0</b>	<b>0</b>	<b>215,157</b>	<b>93,564</b>	<b>933,247</b>	<b>798,130</b>

**COST OF WAR**  
**Operation and Maintenance (O&M) Summary Execution by Operation and Cost Breakdown Structure (CBS)**  
**Beginning Fiscal Year - 2017**  
**(Amounts in Thousands)**  
**As of August 31, 2017**

CBS Summary	Operation New Dawn (OND) / Post-OND Iraq Activities		Operation Enduring Freedom		Operation Freedom's Sentinel		Operation Noble Eagle		Operation Inherent Resolve		Summary	
	Obligations Year to Date	Disbursements Year to Date	Obligations Year to Date	Disbursements Year to Date	Obligations Year to Date	Disbursements Year to Date	Obligations Year to Date	Disbursements Year to Date	Obligations Year to Date	Disbursements Year to Date	Obligations Year to Date	Disbursements Year to Date
<b>O&amp;M CBS Summary Total</b>	<b>0</b>	<b>0</b>	<b>0</b>	<b>0</b>	<b>29,396,515</b>	<b>16,591,724</b>	<b>52,562</b>	<b>34,196</b>	<b>5,161,916</b>	<b>3,307,859</b>	<b>34,610,993</b>	<b>19,933,779</b>
1.0 Personnel Costs	0	0	0	0	332,049	290,842	2,014	1,998	33,983	21,695	368,046	314,535
2.0 Personnel Support Costs	0	0	0	0	1,546,018	968,010	6,843	5,874	186,083	147,831	1,738,944	1,121,715
3.0 Operating Support Costs	0	0	0	0	21,393,570	10,492,234	42,995	25,791	3,999,018	2,582,080	25,435,583	13,100,105
4.0 Transportation Costs	0	0	0	0	2,949,378	2,085,187	710	533	302,155	181,778	3,252,243	2,267,498
6.0 Investment Costs	0	0	0	0	700	0	0	0	0	0	700	0
7.0 Other Support Costs	0	0	0	0	3,174,800	2,755,451	0	0	640,677	374,475	3,815,477	3,129,926
1.2.1 Civilian Premium Pay	0	0	0	0	271,881	234,597	414	398	25,740	14,394	298,035	249,389
1.2.2 Civilian Temporary Hires	0	0	0	0	60,168	56,245	1,600	1,600	8,243	7,301	70,011	65,146
<b>1.0 Personnel Sub-Total</b>	<b>0</b>	<b>0</b>	<b>0</b>	<b>0</b>	<b>332,049</b>	<b>290,842</b>	<b>2,014</b>	<b>1,998</b>	<b>33,983</b>	<b>21,695</b>	<b>368,046</b>	<b>314,535</b>
2.1 Temporary Duty (TDY)/Additional Duty (TAD)	0	0	0	0	639,245	465,408	6,741	5,820	54,710	34,085	700,696	505,313
2.2 Clothing and Other Personnel Equipment & Supplies	0	0	0	0	304,695	83,429	0	0	60	53	304,755	83,482
2.3 Medical Support/Health Services	0	0	0	0	374,647	307,651	102	54	12,873	10,686	387,622	318,391
2.4 Reserve Component Activation/Deactivation	0	0	0	0	8,252	5,194	0	0	0	0	8,252	5,194
2.5 Other Personnel Support	0	0	0	0	196,465	100,648	0	0	118,440	103,007	314,905	203,655
2.6 Rest & Recreation	0	0	0	0	5,158	4,600	0	0	0	0	5,158	4,600
2.7 Body Armor	0	0	0	0	17,556	1,080	0	0	0	0	17,556	1,080
<b>2.0 Personnel Support Sub-Total</b>	<b>0</b>	<b>0</b>	<b>0</b>	<b>0</b>	<b>1,546,018</b>	<b>968,010</b>	<b>6,843</b>	<b>5,874</b>	<b>186,083</b>	<b>147,831</b>	<b>1,738,944</b>	<b>1,121,715</b>
3.1 Training	0	0	0	0	389,982	224,657	0	0	6,003	3,226	395,985	227,883
3.1.0 Care-in-Store	0	0	0	0	1,501	0	0	0	2	0	1,503	0
3.2 Operations (OPTEMPO) (Fuel, Other POL, Parts)	0	0	0	0	2,719,442	2,117,252	14,167	13,906	1,868,193	1,813,755	4,601,802	3,944,913
3.2.1 MRAP Vehicles Operation	0	0	0	0	58,385	20,067	0	0	0	0	58,385	20,067
3.3 Other Supplies & Equipment	0	0	0	0	1,474,087	831,064	271	190	558,997	299,763	2,033,355	1,131,017
3.4 Facilities/Base Support	0	0	0	0	1,266,224	299,995	2,876	1,093	141,658	18,584	1,410,758	319,672
3.5.1 Organization Level Maintenance	0	0	0	0	136,174	112,146	0	0	9,560	4,974	145,734	117,120
3.5.2 Intermediate Level Maintenance	0	0	0	0	306,992	168,447	0	0	17,314	8,355	324,306	176,802
3.5.3 Depot Level Maintenance	0	0	0	0	5,146,096	2,881,551	0	0	140,836	53,540	5,286,932	2,935,091
3.5.4 Contractor Logistics Support	0	0	0	0	1,243,205	410,987	16,501	3,543	86,815	30,781	1,346,521	445,311
3.5.6 MRAP Vehicles Equipment Maintenance	0	0	0	0	100,266	32,448	0	0	0	0	100,266	32,448
3.6 (C4I)	0	0	0	0	3,296,991	1,115,046	246	114	301,139	73,785	3,598,776	1,188,945
3.7 Other Services and Miscellaneous Contracts	0	0	0	0	5,217,773	2,278,574	8,934	6,945	868,501	275,317	6,095,208	2,560,836
3.8 IED Operation	0	0	0	0	22	0	0	0	0	0	22	0
3.9 Psychological Operations (Information Operations)	0	0	0	0	36,430	0	0	0	0	0	36,430	0
<b>3.0 Operating Support Sub-Total</b>	<b>0</b>	<b>0</b>	<b>0</b>	<b>0</b>	<b>21,393,570</b>	<b>10,492,234</b>	<b>42,995</b>	<b>25,791</b>	<b>3,999,018</b>	<b>2,582,080</b>	<b>25,435,583</b>	<b>13,100,105</b>
4.1 Airlift	0	0	0	0	1,645,692	1,211,861	0	0	234,660	167,821	1,880,352	1,379,682
4.2 Sealift	0	0	0	0	186,211	169,621	0	0	0	0	186,211	169,621
4.4 Port Handling/Inland Transportation	0	0	0	0	241,782	173,035	710	533	660	374	243,152	173,942
4.5 Other Transportation	0	0	0	0	263,769	137,911	0	0	6,919	4,846	270,688	142,757
4.6 Second Destination Transportation	0	0	0	0	608,814	390,245	0	0	59,624	8,445	668,438	398,690
4.7 MRAP Vehicles Transportation	0	0	0	0	50	0	0	0	0	0	50	0
4.8 Retrograde of Personnel and Equipment	0	0	0	0	3,060	2,514	0	0	292	292	3,352	2,806
<b>4.0 Transportation Sub-Total</b>	<b>0</b>	<b>0</b>	<b>0</b>	<b>0</b>	<b>2,949,378</b>	<b>2,085,187</b>	<b>710</b>	<b>533</b>	<b>302,155</b>	<b>181,778</b>	<b>3,252,243</b>	<b>2,267,498</b>
6.2.1 Basic Research	0	0	0	0	700	0	0	0	0	0	700	0
<b>6.0 Investment Sub-Total</b>	<b>0</b>	<b>0</b>	<b>0</b>	<b>0</b>	<b>700</b>	<b>0</b>	<b>0</b>	<b>0</b>	<b>0</b>	<b>0</b>	<b>700</b>	<b>0</b>
7.1.90 Coalition Readiness Support Program (CRSP)	0	0	0	0	10,400	10,400	0	0	0	0	10,400	10,400
7.2.1 Transportation Support	0	0	0	0	14,000	8,442	0	0	0	0	14,000	8,442
7.2.2 Logistic Support	0	0	0	0	92,351	84,550	0	0	0	0	92,351	84,550
7.3.02 Defense Forces Sustainment	0	0	0	0	1,370,280	1,096,831	0	0	0	0	1,370,280	1,096,831
7.3.03 Defense Forces Infrastructure	0	0	0	0	59,741	19	0	0	0	0	59,741	19
7.3.04 Defense Forces Equipment and Transportation	0	0	0	0	830,664	830,283	0	0	0	0	830,664	830,283
7.3.05 Defense Forces Training and Operations	0	0	0	0	176,617	145,442	0	0	0	0	176,617	145,442
7.3.07 Interior Forces Sustainment	0	0	0	0	529,025	366,225	0	0	0	0	529,025	366,225
7.3.08 Interior Forces Infrastructure	0	0	0	0	8,242	237	0	0	0	0	8,242	237
7.3.09 Interior Forces Equipment	0	0	0	0	4,148	4,148	0	0	0	0	4,148	4,148
7.3.10 Interior Forces Training and Operations	0	0	0	0	76,176	55,869	0	0	0	0	76,176	55,869
7.3.20 Other	0	0	0	0	0	151,433	0	0	0	0	0	151,433

**COST OF WAR**  
**Operation and Maintenance (O&M) Summary Execution by Operation and Cost Breakdown Structure (CBS)**  
**Beginning Fiscal Year - 2017**  
**(Amounts in Thousands)**  
**As of August 31, 2017**

	Operation New Dawn (OND) / Post-OND Iraq Activities		Operation Enduring Freedom		Operation Freedom's Sentinel		Operation Noble Eagle		Operation Inherent Resolve		Summary	
	Obligations Year to Date	Disbursements Year to Date	Obligations Year to Date	Disbursements Year to Date	Obligations Year to Date	Disbursements Year to Date	Obligations Year to Date	Disbursements Year to Date	Obligations Year to Date	Disbursements Year to Date	Obligations Year to Date	Disbursements Year to Date
<b>CBS Summary</b>												
7.4.1 Afghanistan (CERP)	0	0	0	0	3,156	1,572	0	0	0	0	3,156	1,572
7.6.1 Trainee Equip/Support	0	0	0	0	0	0	0	0	207,353	89,903	207,353	89,903
7.6.2 U.S. Trainer/Enabler	0	0	0	0	0	0	0	0	155,447	55,841	155,447	55,841
7.7.1 Defense Forces	0	0	0	0	0	0	0	0	277,877	228,731	277,877	228,731
<b>7.0 Other Support Sub-Total</b>	<b>0</b>	<b>0</b>	<b>0</b>	<b>0</b>	<b>3,174,800</b>	<b>2,755,451</b>	<b>0</b>	<b>0</b>	<b>640,677</b>	<b>374,475</b>	<b>3,815,477</b>	<b>3,129,926</b>



**COST OF WAR**  
**Operation and Maintenance (O&M) Summary Execution by Operation, Component, and Cost Breakdown Structure (CBS)**  
**Beginning Fiscal Year - 2017**  
**(Amounts in Thousands)**  
**As of August 31, 2017**

Component	Operation New Dawn (OND) / Post-OND Iraq Activities		Operation Enduring Freedom		Operation Freedom's Sentinel		Operation Noble Eagle		Operation Inherent Resolve		Summary	
	Obligations Year To Date	Disbursements Year To Date	Obligations Year To Date	Disbursements Year To Date	Obligations Year To Date	Disbursements Year To Date	Obligations Year To Date	Disbursements Year To Date	Obligations Year To Date	Disbursements Year To Date	Obligations Year To Date	Disbursements Year To Date
<b>Grand Total</b>	<b>0</b>	<b>0</b>	<b>0</b>	<b>0</b>	<b>29,396,515</b>	<b>16,591,724</b>	<b>52,562</b>	<b>34,196</b>	<b>5,161,916</b>	<b>3,307,859</b>	<b>34,610,993</b>	<b>19,933,779</b>
<b>Army Total</b>	<b>0</b>	<b>0</b>	<b>0</b>	<b>0</b>	<b>14,008,900</b>	<b>7,573,065</b>	<b>36,146</b>	<b>18,101</b>	<b>2,074,214</b>	<b>1,040,116</b>	<b>16,119,260</b>	<b>8,631,282</b>
1.2.1 Civilian Premium Pay	0	0	0	0	73,543	64,580	414	398	20,888	12,732	94,845	77,710
1.2.2 Civilian Temporary Hires	0	0	0	0	1,599	975	0	0	516	516	2,115	1,491
<b>1.0 Personnel Sub-Total</b>	<b>0</b>	<b>0</b>	<b>0</b>	<b>0</b>	<b>75,142</b>	<b>65,555</b>	<b>414</b>	<b>398</b>	<b>21,404</b>	<b>13,248</b>	<b>96,960</b>	<b>79,201</b>
2.1 Temporary Duty (TDY)/Additional Duty (TAD)	0	0	0	0	170,188	103,299	5,435	4,757	23,979	10,070	199,602	118,126
2.2 Clothing and Other Personnel Equipment & Supplies	0	0	0	0	276,625	74,441	0	0	0	0	276,625	74,441
2.3 Medical Support/Health Services	0	0	0	0	38,980	33,253	2	0	10,329	8,826	49,311	42,079
2.4 Reserve Component Activation/Deactivation	0	0	0	0	6,370	4,192	0	0	0	0	6,370	4,192
2.5 Other Personnel Support	0	0	0	0	22,809	10,578	0	0	83,085	83,078	105,894	93,656
2.6 Rest & Recreation	0	0	0	0	5,158	4,600	0	0	0	0	5,158	4,600
<b>2.0 Personnel Support Sub-Total</b>	<b>0</b>	<b>0</b>	<b>0</b>	<b>0</b>	<b>520,130</b>	<b>230,363</b>	<b>5,437</b>	<b>4,757</b>	<b>117,393</b>	<b>101,974</b>	<b>642,960</b>	<b>337,094</b>
3.1 Training	0	0	0	0	226,782	144,953	0	0	74	63	226,856	145,016
3.1.0 Care-in-Store	0	0	0	0	1,501	0	0	0	0	0	1,501	0
3.2 Operations (OPTEMPO) (Fuel, Other POL, Parts)	0	0	0	0	951,333	748,515	797	536	177,634	137,802	1,129,764	886,853
3.2.1 MRAP Vehicles Operation	0	0	0	0	54,855	19,931	0	0	0	0	54,855	19,931
3.3 Other Supplies & Equipment	0	0	0	0	556,721	334,366	256	182	460,432	251,842	1,017,409	586,390
3.4 Facilities/Base Support	0	0	0	0	935,356	195,299	2,851	1,093	78,952	11,901	1,017,159	208,293
3.5.1 Organization Level Maintenance	0	0	0	0	32,058	17,686	0	0	0	0	32,058	17,686
3.5.2 Intermediate Level Maintenance	0	0	0	0	251,287	138,962	0	0	0	0	251,287	138,962
3.5.3 Depot Level Maintenance	0	0	0	0	841,414	322,439	0	0	1,022	1,010	842,436	323,449
3.5.4 Contractor Logistics Support	0	0	0	0	860,250	240,455	16,501	3,543	42,825	10,300	919,576	254,298
3.5.6 MRAP Vehicles Equipment Maintenance	0	0	0	0	41,640	4,601	0	0	0	0	41,640	4,601
3.6 (C4I)	0	0	0	0	1,987,534	639,556	246	114	217,323	57,871	2,205,103	697,541
3.7 Other Services and Miscellaneous Contracts	0	0	0	0	2,327,931	961,384	8,934	6,945	471,511	164,531	2,808,376	1,132,860
3.9 Psychological Operations (Information Operations)	0	0	0	0	31,272	0	0	0	0	0	31,272	0
<b>3.0 Operating Support Sub-Total</b>	<b>0</b>	<b>0</b>	<b>0</b>	<b>0</b>	<b>9,099,934</b>	<b>3,768,147</b>	<b>29,585</b>	<b>12,413</b>	<b>1,449,773</b>	<b>635,320</b>	<b>10,579,292</b>	<b>4,415,880</b>
4.1 Airlift	0	0	0	0	377,183	246,279	0	0	0	0	377,183	246,279
4.2 Sealift	0	0	0	0	63,442	63,442	0	0	0	0	63,442	63,442
4.4 Port Handling/Inland Transportation	0	0	0	0	232,698	167,008	710	533	660	374	234,068	167,915
4.5 Other Transportation	0	0	0	0	359	17	0	0	0	0	359	17
4.6 Second Destination Transportation	0	0	0	0	581,963	380,195	0	0	59,624	8,445	641,587	388,640
<b>4.0 Transportation Sub-Total</b>	<b>0</b>	<b>0</b>	<b>0</b>	<b>0</b>	<b>1,255,645</b>	<b>856,941</b>	<b>710</b>	<b>533</b>	<b>60,284</b>	<b>8,819</b>	<b>1,316,639</b>	<b>866,293</b>
7.3.02 Defense Forces Sustainment	0	0	0	0	1,370,280	1,096,831	0	0	0	0	1,370,280	1,096,831
7.3.03 Defense Forces Infrastructure	0	0	0	0	59,741	19	0	0	0	0	59,741	19
7.3.04 Defense Forces Equipment and Transportation	0	0	0	0	830,664	830,283	0	0	0	0	830,664	830,283
7.3.05 Defense Forces Training and Operations	0	0	0	0	176,617	145,442	0	0	0	0	176,617	145,442
7.3.07 Interior Forces Sustainment	0	0	0	0	529,025	366,225	0	0	0	0	529,025	366,225
7.3.08 Interior Forces Infrastructure	0	0	0	0	8,242	237	0	0	0	0	8,242	237
7.3.09 Interior Forces Equipment	0	0	0	0	4,148	4,148	0	0	0	0	4,148	4,148
7.3.10 Interior Forces Training and Operations	0	0	0	0	76,176	55,869	0	0	0	0	76,176	55,869
7.3.20 Other	0	0	0	0	0	151,433	0	0	0	0	0	151,433
7.4.1 Afghanistan (CERP)	0	0	0	0	3,156	1,572	0	0	0	0	3,156	1,572
7.6.1 Trainee Equip/Support	0	0	0	0	0	0	0	0	14,796	11,119	14,796	11,119
7.6.2 U.S. Trainer/Enabler	0	0	0	0	0	0	0	0	132,687	40,905	132,687	40,905
7.7.1 Defense Forces	0	0	0	0	0	0	0	0	277,877	228,731	277,877	228,731
<b>7.0 Other Support Sub-Total</b>	<b>0</b>	<b>0</b>	<b>0</b>	<b>0</b>	<b>3,058,049</b>	<b>2,652,059</b>	<b>0</b>	<b>0</b>	<b>425,360</b>	<b>280,755</b>	<b>3,483,409</b>	<b>2,932,814</b>
<b>Navy/Marine Corps Total</b>	<b>0</b>	<b>0</b>	<b>0</b>	<b>0</b>	<b>5,538,731</b>	<b>3,612,804</b>	<b>0</b>	<b>0</b>	<b>589,439</b>	<b>376,387</b>	<b>6,128,170</b>	<b>3,989,191</b>
<b>Navy Total</b>	<b>0</b>	<b>0</b>	<b>0</b>	<b>0</b>	<b>4,602,743</b>	<b>3,137,575</b>	<b>0</b>	<b>0</b>	<b>482,456</b>	<b>334,747</b>	<b>5,085,199</b>	<b>3,472,322</b>
1.2.1 Civilian Premium Pay	0	0	0	0	114,261	97,314	0	0	249	249	114,510	97,563
1.2.2 Civilian Temporary Hires	0	0	0	0	306	306	0	0	0	0	306	306
<b>1.0 Personnel Sub-Total</b>	<b>0</b>	<b>0</b>	<b>0</b>	<b>0</b>	<b>114,567</b>	<b>97,620</b>	<b>0</b>	<b>0</b>	<b>249</b>	<b>249</b>	<b>114,816</b>	<b>97,869</b>
2.1 Temporary Duty (TDY)/Additional Duty (TAD)	0	0	0	0	97,723	74,448	0	0	1,799	1,742	99,522	76,190
2.2 Clothing and Other Personnel Equipment & Supplies	0	0	0	0	9,407	2,497	0	0	49	47	9,456	2,544
2.3 Medical Support/Health Services	0	0	0	0	3,335	1,852	0	0	0	0	3,335	1,852
2.4 Reserve Component Activation/Deactivation	0	0	0	0	1,766	894	0	0	0	0	1,766	894
2.5 Other Personnel Support	0	0	0	0	9,817	4,327	0	0	0	0	9,817	4,327

**COST OF WAR**  
**Operation and Maintenance (O&M) Summary Execution by Operation, Component, and Cost Breakdown Structure (CBS)**  
**Beginning Fiscal Year - 2017**  
**(Amounts in Thousands)**  
**As of August 31, 2017**

Component	Operation New Dawn (OND) / Post-OND Iraq Activities		Operation Enduring Freedom		Operation Freedom's Sentinel		Operation Noble Eagle		Operation Inherent Resolve		Summary	
	Obligations Year To Date	Disbursements Year To Date	Obligations Year To Date	Disbursements Year To Date	Obligations Year To Date	Disbursements Year To Date	Obligations Year To Date	Disbursements Year To Date	Obligations Year To Date	Disbursements Year To Date	Obligations Year To Date	Disbursements Year To Date
2.7 Body Armor	0	0	0	0	1,230	902	0	0	0	0	1,230	902
<b>2.0 Personnel Support Sub-Total</b>	<b>0</b>	<b>0</b>	<b>0</b>	<b>0</b>	<b>123,278</b>	<b>84,920</b>	<b>0</b>	<b>0</b>	<b>1,848</b>	<b>1,789</b>	<b>125,126</b>	<b>86,709</b>
3.1 Training	0	0	0	0	64,247	34,428	0	0	0	0	64,247	34,428
3.2 Operations (OPTEMPO) (Fuel, Other POL, Parts)	0	0	0	0	908,351	729,463	0	0	262,885	262,885	1,171,236	992,348
3.3 Other Supplies & Equipment	0	0	0	0	188,764	138,953	0	0	1,582	148	190,346	139,101
3.4 Facilities/Base Support	0	0	0	0	129,952	5,203	0	0	0	0	129,952	5,203
3.5.1 Organization Level Maintenance	0	0	0	0	97,084	89,587	0	0	9,560	4,974	106,644	94,561
3.5.2 Intermediate Level Maintenance	0	0	0	0	47,630	23,599	0	0	0	0	47,630	23,599
3.5.3 Depot Level Maintenance	0	0	0	0	2,228,864	1,573,309	0	0	56,674	24,614	2,285,538	1,597,923
3.5.4 Contractor Logistics Support	0	0	0	0	17,278	12,969	0	0	0	0	17,278	12,969
3.6 (C4I)	0	0	0	0	57,351	27,484	0	0	0	0	57,351	27,484
3.7 Other Services and Miscellaneous Contracts	0	0	0	0	310,261	106,423	0	0	146,675	37,105	456,936	143,528
3.8 IED Operation	0	0	0	0	22	0	0	0	0	0	22	0
<b>3.0 Operating Support Sub-Total</b>	<b>0</b>	<b>0</b>	<b>0</b>	<b>0</b>	<b>4,049,804</b>	<b>2,741,418</b>	<b>0</b>	<b>0</b>	<b>477,376</b>	<b>329,726</b>	<b>4,527,180</b>	<b>3,071,144</b>
4.1 Airlift	0	0	0	0	155,913	102,522	0	0	2,983	2,983	158,896	105,505
4.2 Sealift	0	0	0	0	117,604	104,811	0	0	0	0	117,604	104,811
4.4 Port Handling/Inland Transportation	0	0	0	0	5,841	3,755	0	0	0	0	5,841	3,755
4.5 Other Transportation	0	0	0	0	31,961	1,328	0	0	0	0	31,961	1,328
4.6 Second Destination Transportation	0	0	0	0	3,725	1,201	0	0	0	0	3,725	1,201
4.7 MRAP Vehicles Transportation	0	0	0	0	50	0	0	0	0	0	50	0
<b>4.0 Transportation Sub-Total</b>	<b>0</b>	<b>0</b>	<b>0</b>	<b>0</b>	<b>315,094</b>	<b>213,617</b>	<b>0</b>	<b>0</b>	<b>2,983</b>	<b>2,983</b>	<b>318,077</b>	<b>216,600</b>
<b>Marine Corps Total</b>	<b>0</b>	<b>0</b>	<b>0</b>	<b>0</b>	<b>935,988</b>	<b>475,229</b>	<b>0</b>	<b>0</b>	<b>106,983</b>	<b>41,640</b>	<b>1,042,971</b>	<b>516,869</b>
1.2.1 Civilian Premium Pay	0	0	0	0	893	689	0	0	0	0	893	689
1.2.2 Civilian Temporary Hires	0	0	0	0	88	87	0	0	0	0	88	87
<b>1.0 Personnel Sub-Total</b>	<b>0</b>	<b>0</b>	<b>0</b>	<b>0</b>	<b>981</b>	<b>776</b>	<b>0</b>	<b>0</b>	<b>0</b>	<b>0</b>	<b>981</b>	<b>776</b>
2.1 Temporary Duty (TDY)/Additional Duty (TAD)	0	0	0	0	45,882	37,611	0	0	2,568	1,826	48,450	39,437
2.2 Clothing and Other Personnel Equipment & Supplies	0	0	0	0	12,455	2,126	0	0	0	0	12,455	2,126
2.3 Medical Support/Health Services	0	0	0	0	2,486	1,109	0	0	0	0	2,486	1,109
2.4 Reserve Component Activation/Deactivation	0	0	0	0	116	108	0	0	0	0	116	108
2.5 Other Personnel Support	0	0	0	0	17,923	14,488	0	0	0	0	17,923	14,488
<b>2.0 Personnel Support Sub-Total</b>	<b>0</b>	<b>0</b>	<b>0</b>	<b>0</b>	<b>78,862</b>	<b>55,442</b>	<b>0</b>	<b>0</b>	<b>2,568</b>	<b>1,826</b>	<b>81,430</b>	<b>57,268</b>
3.1 Training	0	0	0	0	34,343	10,719	0	0	0	0	34,343	10,719
3.2 Operations (OPTEMPO) (Fuel, Other POL, Parts)	0	0	0	0	207,972	134,126	0	0	745	692	208,717	134,818
3.2.1 MRAP Vehicles Operation	0	0	0	0	3,530	136	0	0	0	0	3,530	136
3.3 Other Supplies & Equipment	0	0	0	0	89,140	52,271	0	0	1,878	1,042	91,018	53,313
3.4 Facilities/Base Support	0	0	0	0	39,209	19,979	0	0	28	16	39,237	19,995
3.5.1 Organization Level Maintenance	0	0	0	0	6,554	4,578	0	0	0	0	6,554	4,578
3.5.2 Intermediate Level Maintenance	0	0	0	0	4,709	4,028	0	0	17,314	8,355	22,023	12,383
3.5.3 Depot Level Maintenance	0	0	0	0	41,426	20,036	0	0	78,040	27,916	119,466	47,952
3.5.4 Contractor Logistics Support	0	0	0	0	80,896	23,088	0	0	0	0	80,896	23,088
3.5.6 MRAP Vehicles Equipment Maintenance	0	0	0	0	2,288	821	0	0	0	0	2,288	821
3.6 (C4I)	0	0	0	0	18,159	2,561	0	0	4,875	1,291	23,034	3,852
3.7 Other Services and Miscellaneous Contracts	0	0	0	0	260,890	104,367	0	0	1,544	511	262,434	104,878
<b>3.0 Operating Support Sub-Total</b>	<b>0</b>	<b>0</b>	<b>0</b>	<b>0</b>	<b>789,116</b>	<b>376,710</b>	<b>0</b>	<b>0</b>	<b>104,424</b>	<b>39,823</b>	<b>893,540</b>	<b>416,533</b>
4.1 Airlift	0	0	0	0	375	149	0	0	-9	-9	366	140
4.2 Sealift	0	0	0	0	63	10	0	0	0	0	63	10
4.4 Port Handling/Inland Transportation	0	0	0	0	101	61	0	0	0	0	101	61
4.5 Other Transportation	0	0	0	0	42,790	33,277	0	0	0	0	42,790	33,277
4.6 Second Destination Transportation	0	0	0	0	23,000	8,804	0	0	0	0	23,000	8,804
<b>4.0 Transportation Sub-Total</b>	<b>0</b>	<b>0</b>	<b>0</b>	<b>0</b>	<b>66,329</b>	<b>42,301</b>	<b>0</b>	<b>0</b>	<b>-9</b>	<b>-9</b>	<b>66,320</b>	<b>42,292</b>
6.2.1 Basic Research	0	0	0	0	700	0	0	0	0	0	700	0
<b>6.0 Investment Sub-Total</b>	<b>0</b>	<b>0</b>	<b>0</b>	<b>0</b>	<b>700</b>	<b>0</b>	<b>0</b>	<b>0</b>	<b>0</b>	<b>0</b>	<b>700</b>	<b>0</b>
<b>Air Force Total</b>	<b>0</b>	<b>0</b>	<b>0</b>	<b>0</b>	<b>6,578,937</b>	<b>3,616,588</b>	<b>16,416</b>	<b>16,095</b>	<b>1,909,869</b>	<b>1,564,846</b>	<b>8,505,222</b>	<b>5,197,529</b>
1.2.2 Civilian Temporary Hires	0	0	0	0	43,854	42,420	1,600	1,600	3,776	3,695	49,230	47,715
<b>1.0 Personnel Sub-Total</b>	<b>0</b>	<b>0</b>	<b>0</b>	<b>0</b>	<b>43,854</b>	<b>42,420</b>	<b>1,600</b>	<b>1,600</b>	<b>3,776</b>	<b>3,695</b>	<b>49,230</b>	<b>47,715</b>
2.1 Temporary Duty (TDY)/Additional Duty (TAD)	0	0	0	0	179,983	135,090	1,306	1,063	21,708	16,161	202,997	152,314

**COST OF WAR**  
**Operation and Maintenance (O&M) Summary Execution by Operation, Component, and Cost Breakdown Structure (CBS)**  
**Beginning Fiscal Year - 2017**  
**(Amounts in Thousands)**  
**As of August 31, 2017**

Component	Operation New Dawn (OND) / Post-OND Iraq Activities		Operation Enduring Freedom		Operation Freedom's Sentinel		Operation Noble Eagle		Operation Inherent Resolve		Summary	
	Obligations Year To Date	Disbursements Year To Date	Obligations Year To Date	Disbursements Year To Date	Obligations Year To Date	Disbursements Year To Date	Obligations Year To Date	Disbursements Year To Date	Obligations Year To Date	Disbursements Year To Date	Obligations Year To Date	Disbursements Year To Date
2.2 Clothing and Other Personnel Equipment & Supplies	0	0	0	0	3,276	2,688	0	0	0	0	3,276	2,688
2.3 Medical Support/Health Services	0	0	0	0	23,315	18,257	100	54	2,514	1,830	25,929	20,141
2.5 Other Personnel Support	0	0	0	0	79,627	15,707	0	0	35,355	19,929	114,982	35,636
2.7 Body Armor	0	0	0	0	16,326	178	0	0	0	0	16,326	178
<b>2.0 Personnel Support Sub-Total</b>	<b>0</b>	<b>0</b>	<b>0</b>	<b>0</b>	<b>302,527</b>	<b>171,920</b>	<b>1,406</b>	<b>1,117</b>	<b>59,577</b>	<b>37,920</b>	<b>363,510</b>	<b>210,957</b>
3.1 Training	0	0	0	0	34,796	15,815	0	0	3,794	1,834	38,590	17,649
3.2 Operations (OPTEMPO) (Fuel, Other POL, Parts)	0	0	0	0	499,718	411,165	13,370	13,370	1,329,195	1,328,360	1,842,283	1,752,895
3.3 Other Supplies & Equipment	0	0	0	0	477,799	224,942	15	8	80,834	42,605	558,648	267,555
3.4 Facilities/Base Support	0	0	0	0	157,106	79,366	25	0	62,607	6,626	219,738	85,992
3.5.3 Depot Level Maintenance	0	0	0	0	2,013,700	961,827	0	0	5,100	0	2,018,800	961,827
3.5.4 Contractor Logistics Support	0	0	0	0	13,304	7,927	0	0	0	0	13,304	7,927
3.6 (C4I)	0	0	0	0	900,788	372,116	0	0	34,569	2,714	935,357	374,830
3.7 Other Services and Miscellaneous Contracts	0	0	0	0	1,097,935	542,153	0	0	166,803	27,434	1,264,738	569,587
<b>3.0 Operating Support Sub-Total</b>	<b>0</b>	<b>0</b>	<b>0</b>	<b>0</b>	<b>5,195,146</b>	<b>2,615,311</b>	<b>13,410</b>	<b>13,378</b>	<b>1,682,902</b>	<b>1,409,573</b>	<b>6,891,458</b>	<b>4,038,262</b>
4.1 Airlift	0	0	0	0	896,473	718,562	0	0	157,036	108,784	1,053,509	827,346
4.2 Sealift	0	0	0	0	21	7	0	0	0	0	21	7
4.5 Other Transportation	0	0	0	0	137,856	65,854	0	0	6,126	4,426	143,982	70,280
4.8 Retrograde of Personnel and Equipment	0	0	0	0	3,060	2,514	0	0	292	292	3,352	2,806
<b>4.0 Transportation Sub-Total</b>	<b>0</b>	<b>0</b>	<b>0</b>	<b>0</b>	<b>1,037,410</b>	<b>786,937</b>	<b>0</b>	<b>0</b>	<b>163,454</b>	<b>113,502</b>	<b>1,200,864</b>	<b>900,439</b>
7.6.2 U.S. Trainer/Enabler	0	0	0	0	0	0	0	0	160	156	160	156
<b>7.0 Other Support Sub-Total</b>	<b>0</b>	<b>0</b>	<b>0</b>	<b>0</b>	<b>0</b>	<b>0</b>	<b>0</b>	<b>0</b>	<b>160</b>	<b>156</b>	<b>160</b>	<b>156</b>
<b>Defense Health Program Total</b>	<b>0</b>	<b>0</b>	<b>0</b>	<b>0</b>	<b>300,606</b>	<b>249,685</b>	<b>0</b>	<b>0</b>	<b>0</b>	<b>0</b>	<b>300,606</b>	<b>249,685</b>
2.3 Medical Support/Health Services	0	0	0	0	300,606	249,685	0	0	0	0	300,606	249,685
<b>2.0 Personnel Support Sub-Total</b>	<b>0</b>	<b>0</b>	<b>0</b>	<b>0</b>	<b>300,606</b>	<b>249,685</b>	<b>0</b>	<b>0</b>	<b>0</b>	<b>0</b>	<b>300,606</b>	<b>249,685</b>
<b>DODIG Total</b>	<b>0</b>	<b>0</b>	<b>0</b>	<b>0</b>	<b>4,471</b>	<b>1,880</b>	<b>0</b>	<b>0</b>	<b>7,138</b>	<b>3,266</b>	<b>11,609</b>	<b>5,146</b>
1.2.1 Civilian Premium Pay	0	0	0	0	2,943	926	0	0	4,541	1,351	7,484	2,277
1.2.2 Civilian Temporary Hires	0	0	0	0	1,293	833	0	0	2,040	1,250	3,333	2,083
<b>1.0 Personnel Sub-Total</b>	<b>0</b>	<b>0</b>	<b>0</b>	<b>0</b>	<b>4,236</b>	<b>1,759</b>	<b>0</b>	<b>0</b>	<b>6,581</b>	<b>2,601</b>	<b>10,817</b>	<b>4,360</b>
2.1 Temporary Duty (TDY)/Additional Duty (TAD)	0	0	0	0	129	121	0	0	287	484	416	605
2.2 Clothing and Other Personnel Equipment & Supplies	0	0	0	0	4	0	0	0	11	6	15	6
<b>2.0 Personnel Support Sub-Total</b>	<b>0</b>	<b>0</b>	<b>0</b>	<b>0</b>	<b>133</b>	<b>121</b>	<b>0</b>	<b>0</b>	<b>298</b>	<b>490</b>	<b>431</b>	<b>611</b>
3.1.0 Care-in-Store	0	0	0	0	0	0	0	0	2	0	2	0
3.3 Other Supplies & Equipment	0	0	0	0	0	0	0	0	0	3	0	3
3.6 (C4I)	0	0	0	0	0	0	0	0	60	4	60	4
3.7 Other Services and Miscellaneous Contracts	0	0	0	0	102	0	0	0	197	168	299	168
<b>3.0 Operating Support Sub-Total</b>	<b>0</b>	<b>0</b>	<b>0</b>	<b>0</b>	<b>102</b>	<b>0</b>	<b>0</b>	<b>0</b>	<b>259</b>	<b>175</b>	<b>361</b>	<b>175</b>
<b>Defense Agency Total</b>	<b>0</b>	<b>0</b>	<b>0</b>	<b>0</b>	<b>2,964,870</b>	<b>1,537,702</b>	<b>0</b>	<b>0</b>	<b>581,256</b>	<b>323,244</b>	<b>3,546,126</b>	<b>1,860,946</b>
1.2.1 Civilian Premium Pay	0	0	0	0	80,241	71,088	0	0	62	62	80,303	71,150
1.2.2 Civilian Temporary Hires	0	0	0	0	13,028	11,624	0	0	1,911	1,840	14,939	13,464
<b>1.0 Personnel Sub-Total</b>	<b>0</b>	<b>0</b>	<b>0</b>	<b>0</b>	<b>93,269</b>	<b>82,712</b>	<b>0</b>	<b>0</b>	<b>1,973</b>	<b>1,902</b>	<b>95,242</b>	<b>84,614</b>
2.1 Temporary Duty (TDY)/Additional Duty (TAD)	0	0	0	0	145,340	114,839	0	0	4,369	3,802	149,709	118,641
2.2 Clothing and Other Personnel Equipment & Supplies	0	0	0	0	2,928	1,677	0	0	0	0	2,928	1,677
2.3 Medical Support/Health Services	0	0	0	0	5,925	3,495	0	0	30	30	5,955	3,525
2.5 Other Personnel Support	0	0	0	0	66,289	55,548	0	0	0	0	66,289	55,548
<b>2.0 Personnel Support Sub-Total</b>	<b>0</b>	<b>0</b>	<b>0</b>	<b>0</b>	<b>220,482</b>	<b>175,559</b>	<b>0</b>	<b>0</b>	<b>4,399</b>	<b>3,832</b>	<b>224,881</b>	<b>179,391</b>
3.1 Training	0	0	0	0	29,814	18,742	0	0	2,135	1,329	31,949	20,071
3.2 Operations (OPTEMPO) (Fuel, Other POL, Parts)	0	0	0	0	152,068	93,983	0	0	97,734	84,016	249,802	177,999
3.3 Other Supplies & Equipment	0	0	0	0	161,663	80,532	0	0	14,271	4,123	175,934	84,655
3.4 Facilities/Base Support	0	0	0	0	4,601	148	0	0	71	41	4,672	189
3.5.1 Organization Level Maintenance	0	0	0	0	478	295	0	0	0	0	478	295
3.5.2 Intermediate Level Maintenance	0	0	0	0	3,366	1,858	0	0	0	0	3,366	1,858
3.5.3 Depot Level Maintenance	0	0	0	0	20,692	3,940	0	0	0	0	20,692	3,940
3.5.4 Contractor Logistics Support	0	0	0	0	271,477	126,548	0	0	43,990	20,481	315,467	147,029
3.5.6 MRAP Vehicles Equipment Maintenance	0	0	0	0	56,338	27,026	0	0	0	0	56,338	27,026
3.6 (C4I)	0	0	0	0	333,159	73,329	0	0	44,312	11,905	377,471	85,234

**COST OF WAR**  
**Operation and Maintenance (O&M) Summary Execution by Operation, Component, and Cost Breakdown Structure (CBS)**  
**Beginning Fiscal Year - 2017**  
**(Amounts in Thousands)**  
**As of August 31, 2017**

Component	Operation New Dawn (OND) / Post-OND Iraq Activities		Operation Enduring Freedom		Operation Freedom's Sentinel		Operation Noble Eagle		Operation Inherent Resolve		Summary	
	Obligations Year To Date	Disbursements Year To Date	Obligations Year To Date	Disbursements Year To Date	Obligations Year To Date	Disbursements Year To Date	Obligations Year To Date	Disbursements Year To Date	Obligations Year To Date	Disbursements Year To Date	Obligations Year To Date	Disbursements Year To Date
3.7 Other Services and Miscellaneous Contracts	0	0	0	0	1,220,654	564,247	0	0	81,771	45,568	1,302,425	609,815
3.9 Psychological Operations (Information Operations)	0	0	0	0	5,158	0	0	0	0	0	5,158	0
<b>3.0 Operating Support Sub-Total</b>	<b>0</b>	<b>0</b>	<b>0</b>	<b>0</b>	<b>2,259,468</b>	<b>990,648</b>	<b>0</b>	<b>0</b>	<b>284,284</b>	<b>167,463</b>	<b>2,543,752</b>	<b>1,158,111</b>
4.1 Airlift	0	0	0	0	215,748	144,349	0	0	74,650	56,063	290,398	200,412
4.2 Sealift	0	0	0	0	5,081	1,351	0	0	0	0	5,081	1,351
4.4 Port Handling/Inland Transportation	0	0	0	0	3,142	2,211	0	0	0	0	3,142	2,211
4.5 Other Transportation	0	0	0	0	50,803	37,435	0	0	793	420	51,596	37,855
4.6 Second Destination Transportation	0	0	0	0	126	45	0	0	0	0	126	45
<b>4.0 Transportation Sub-Total</b>	<b>0</b>	<b>0</b>	<b>0</b>	<b>0</b>	<b>274,900</b>	<b>185,391</b>	<b>0</b>	<b>0</b>	<b>75,443</b>	<b>56,483</b>	<b>350,343</b>	<b>241,874</b>
7.1.90 Coalition Readiness Support Program (CRSP)	0	0	0	0	10,400	10,400	0	0	0	0	10,400	10,400
7.2.1 Transportation Support	0	0	0	0	14,000	8,442	0	0	0	0	14,000	8,442
7.2.2 Logistic Support	0	0	0	0	92,351	84,550	0	0	0	0	92,351	84,550
7.6.1 Trainee Equip/Support	0	0	0	0	0	0	0	0	192,557	78,784	192,557	78,784
7.6.2 U.S. Trainer/Enabler	0	0	0	0	0	0	0	0	22,600	14,780	22,600	14,780
<b>7.0 Other Support Sub-Total</b>	<b>0</b>	<b>0</b>	<b>0</b>	<b>0</b>	<b>116,751</b>	<b>103,392</b>	<b>0</b>	<b>0</b>	<b>215,157</b>	<b>93,564</b>	<b>331,908</b>	<b>196,956</b>

**COST OF WAR**  
**Operation and Maintenance (O&M) Summary Execution by Operation, Component, Appropriation and Cost Breakdown Structure (CBS)**  
**Beginning Fiscal Year - 2017**  
**(Amounts in Thousands)**  
**As of August 31, 2017**

Component and Appropriation	Operation New Dawn (OND) / Post-OND Iraq Activities		Operation Enduring Freedom		Operation Freedom's Sentinel		Operation Noble Eagle		Operation Inherent Resolve		Summary	
	Obligations Year to Date	Disbursements Year to Date	Obligations Year to Date	Disbursements Year to Date	Obligations Year to Date	Disbursements Year to Date	Obligations Year to Date	Disbursements Year to Date	Obligations Year to Date	Disbursements Year to Date	Obligations Year to Date	Disbursements Year to Date
<b>Grand Total</b>	<b>0</b>	<b>0</b>	<b>0</b>	<b>0</b>	<b>29,396,515</b>	<b>16,591,724</b>	<b>52,562</b>	<b>34,196</b>	<b>5,161,916</b>	<b>3,307,859</b>	<b>34,610,993</b>	<b>19,933,779</b>
<b>Army Total</b>	<b>0</b>	<b>0</b>	<b>0</b>	<b>0</b>	<b>14,008,900</b>	<b>7,573,065</b>	<b>36,146</b>	<b>18,101</b>	<b>2,074,214</b>	<b>1,040,116</b>	<b>16,119,260</b>	<b>8,631,282</b>
<b>Army Active Total</b>	<b>0</b>	<b>0</b>	<b>0</b>	<b>0</b>	<b>13,901,312</b>	<b>7,514,431</b>	<b>36,146</b>	<b>18,101</b>	<b>2,074,214</b>	<b>1,040,116</b>	<b>16,011,672</b>	<b>8,572,648</b>
Operation and Maintenance, Army												
1.2.1 Civilian Premium Pay	0	0	0	0	73,325	64,386	414	398	20,888	12,732	94,627	77,516
1.2.2 Civilian Temporary Hires	0	0	0	0	1,599	975	0	0	516	516	2,115	1,491
<b>1.0 Personnel Sub-Total</b>	<b>0</b>	<b>0</b>	<b>0</b>	<b>0</b>	<b>74,924</b>	<b>65,361</b>	<b>414</b>	<b>398</b>	<b>21,404</b>	<b>13,248</b>	<b>96,742</b>	<b>79,007</b>
2.1 Temporary Duty (TDY)/Additional Duty (TAD)	0	0	0	0	161,344	95,920	5,435	4,757	23,979	10,070	190,758	110,747
2.2 Clothing and Other Personnel Equipment & Supplies	0	0	0	0	276,566	74,424	0	0	0	0	276,566	74,424
2.3 Medical Support/Health Services	0	0	0	0	38,009	32,443	2	0	10,329	8,826	48,340	41,269
2.5 Other Personnel Support	0	0	0	0	15,235	6,585	0	0	83,085	83,078	98,320	89,663
2.6 Rest & Recreation	0	0	0	0	5,158	4,600	0	0	0	0	5,158	4,600
<b>2.0 Personnel Support Sub-Total</b>	<b>0</b>	<b>0</b>	<b>0</b>	<b>0</b>	<b>496,312</b>	<b>213,972</b>	<b>5,437</b>	<b>4,757</b>	<b>117,393</b>	<b>101,974</b>	<b>619,142</b>	<b>320,703</b>
3.1 Training	0	0	0	0	226,658	144,903	0	0	74	63	226,732	144,966
3.1.0 Care-in-Store	0	0	0	0	1,501	0	0	0	0	0	1,501	0
3.2 Operations (OPTEMPO) (Fuel, Other POL, Parts)	0	0	0	0	917,970	728,895	797	536	177,634	137,802	1,096,401	867,233
3.2.1 MRAP Vehicles Operation	0	0	0	0	54,855	19,931	0	0	0	0	54,855	19,931
3.3 Other Supplies & Equipment	0	0	0	0	539,321	327,790	256	182	460,432	251,842	1,000,009	579,814
3.4 Facilities/Base Support	0	0	0	0	934,157	194,327	2,851	1,093	78,952	11,901	1,015,960	207,321
3.5.1 Organization Level Maintenance	0	0	0	0	32,058	17,686	0	0	0	0	32,058	17,686
3.5.2 Intermediate Level Maintenance	0	0	0	0	251,287	138,962	0	0	0	0	251,287	138,962
3.5.3 Depot Level Maintenance	0	0	0	0	841,414	322,439	0	0	1,022	1,010	842,436	323,449
3.5.4 Contractor Logistics Support	0	0	0	0	859,689	240,155	16,501	3,543	42,825	10,300	919,015	253,998
3.5.6 MRAP Vehicles Equipment Maintenance	0	0	0	0	41,640	4,601	0	0	0	0	41,640	4,601
3.6 (C4I)	0	0	0	0	1,973,044	632,614	246	114	217,323	57,871	2,190,613	690,599
3.7 Other Services and Miscellaneous Contracts	0	0	0	0	2,319,491	957,221	8,934	6,945	471,511	164,531	2,799,936	1,128,697
3.9 Psychological Operations (Information Operations)	0	0	0	0	31,272	0	0	0	0	0	31,272	0
<b>3.0 Operating Support Sub-Total</b>	<b>0</b>	<b>0</b>	<b>0</b>	<b>0</b>	<b>9,024,357</b>	<b>3,729,524</b>	<b>29,585</b>	<b>12,413</b>	<b>1,449,773</b>	<b>635,320</b>	<b>10,503,715</b>	<b>4,377,257</b>
4.1 Airlift	0	0	0	0	376,875	246,279	0	0	0	0	376,875	246,279
4.2 Sealift	0	0	0	0	63,442	63,442	0	0	0	0	63,442	63,442
4.4 Port Handling/Inland Transportation	0	0	0	0	225,062	163,582	710	533	660	374	226,432	164,489
4.5 Other Transportation	0	0	0	0	328	17	0	0	0	0	328	17
4.6 Second Destination Transportation	0	0	0	0	581,963	380,195	0	0	59,624	8,445	641,587	388,640
<b>4.0 Transportation Sub-Total</b>	<b>0</b>	<b>0</b>	<b>0</b>	<b>0</b>	<b>1,247,670</b>	<b>853,515</b>	<b>710</b>	<b>533</b>	<b>60,284</b>	<b>8,819</b>	<b>1,308,664</b>	<b>862,867</b>
7.4.1 Afghanistan (CERP)	0	0	0	0	3,156	1,572	0	0	0	0	3,156	1,572
7.6.1 Trainee Equip/Support	0	0	0	0	0	0	0	0	14,796	11,119	14,796	11,119
7.6.2 U.S. Trainer/Enabler	0	0	0	0	0	0	0	0	132,687	40,905	132,687	40,905
<b>7.0 Other Support Sub-Total</b>	<b>0</b>	<b>0</b>	<b>0</b>	<b>0</b>	<b>3,156</b>	<b>1,572</b>	<b>0</b>	<b>0</b>	<b>147,483</b>	<b>52,024</b>	<b>150,639</b>	<b>53,596</b>
Afghanistan Security Forces Fund, Army												
7.3.02 Defense Forces Sustainment	0	0	0	0	1,370,280	1,096,831	0	0	0	0	1,370,280	1,096,831
7.3.03 Defense Forces Infrastructure	0	0	0	0	59,741	19	0	0	0	0	59,741	19
7.3.04 Defense Forces Equipment and Transportation	0	0	0	0	830,664	830,283	0	0	0	0	830,664	830,283
7.3.05 Defense Forces Training and Operations	0	0	0	0	176,617	145,442	0	0	0	0	176,617	145,442
7.3.07 Interior Forces Sustainment	0	0	0	0	529,025	366,225	0	0	0	0	529,025	366,225
7.3.08 Interior Forces Infrastructure	0	0	0	0	8,242	237	0	0	0	0	8,242	237
7.3.09 Interior Forces Equipment	0	0	0	0	4,148	4,148	0	0	0	0	4,148	4,148
7.3.10 Interior Forces Training and Operations	0	0	0	0	76,176	55,869	0	0	0	0	76,176	55,869
7.3.20 Other	0	0	0	0	0	151,433	0	0	0	0	0	151,433
<b>7.0 Other Support Sub-Total</b>	<b>0</b>	<b>0</b>	<b>0</b>	<b>0</b>	<b>3,054,893</b>	<b>2,650,487</b>	<b>0</b>	<b>0</b>	<b>0</b>	<b>0</b>	<b>3,054,893</b>	<b>2,650,487</b>
Iraq Train and Equip Fund												
7.7.1 Defense Forces	0	0	0	0	0	0	0	0	277,877	228,731	277,877	228,731
<b>7.0 Other Support Sub-Total</b>	<b>0</b>	<b>0</b>	<b>0</b>	<b>0</b>	<b>0</b>	<b>0</b>	<b>0</b>	<b>0</b>	<b>277,877</b>	<b>228,731</b>	<b>277,877</b>	<b>228,731</b>
<b>Army Reserve Total</b>	<b>0</b>	<b>0</b>	<b>0</b>	<b>0</b>	<b>20,314</b>	<b>11,903</b>	<b>0</b>	<b>0</b>	<b>0</b>	<b>0</b>	<b>20,314</b>	<b>11,903</b>
Operation and Maintenance, Army Reserve												
2.1 Temporary Duty (TDY)/Additional Duty (TAD)	0	0	0	0	8,714	7,263	0	0	0	0	8,714	7,263

**COST OF WAR**  
**Operation and Maintenance (O&M) Summary Execution by Operation, Component, Appropriation and Cost Breakdown Structure (CBS)**  
**Beginning Fiscal Year - 2017**  
**(Amounts in Thousands)**  
**As of August 31, 2017**

Component and Appropriation	Operation New Dawn (OND) / Post-OND Iraq Activities		Operation Enduring Freedom		Operation Freedom's Sentinel		Operation Noble Eagle		Operation Inherent Resolve		Summary	
	Obligations Year to Date	Disbursements Year to Date	Obligations Year to Date	Disbursements Year to Date	Obligations Year to Date	Disbursements Year to Date	Obligations Year to Date	Disbursements Year to Date	Obligations Year to Date	Disbursements Year to Date	Obligations Year to Date	Disbursements Year to Date
2.3 Medical Support/Health Services	0	0	0	0	6	3	0	0	0	0	6	3
2.5 Other Personnel Support	0	0	0	0	6,115	2,860	0	0	0	0	6,115	2,860
<b>2.0 Personnel Support Sub-Total</b>	<b>0</b>	<b>0</b>	<b>0</b>	<b>0</b>	<b>14,835</b>	<b>10,126</b>	<b>0</b>	<b>0</b>	<b>0</b>	<b>0</b>	<b>14,835</b>	<b>10,126</b>
3.2 Operations (OPTEMPO) (Fuel, Other POL, Parts)	0	0	0	0	253	162	0	0	0	0	253	162
3.3 Other Supplies & Equipment	0	0	0	0	971	427	0	0	0	0	971	427
3.4 Facilities/Base Support	0	0	0	0	27	26	0	0	0	0	27	26
3.6 (C4I)	0	0	0	0	949	41	0	0	0	0	949	41
3.7 Other Services and Miscellaneous Contracts	0	0	0	0	1,890	807	0	0	0	0	1,890	807
<b>3.0 Operating Support Sub-Total</b>	<b>0</b>	<b>0</b>	<b>0</b>	<b>0</b>	<b>4,090</b>	<b>1,463</b>	<b>0</b>	<b>0</b>	<b>0</b>	<b>0</b>	<b>4,090</b>	<b>1,463</b>
4.4 Port Handling/Inland Transportation	0	0	0	0	1,389	314	0	0	0	0	1,389	314
<b>4.0 Transportation Sub-Total</b>	<b>0</b>	<b>0</b>	<b>0</b>	<b>0</b>	<b>1,389</b>	<b>314</b>	<b>0</b>	<b>0</b>	<b>0</b>	<b>0</b>	<b>1,389</b>	<b>314</b>
<b>Army National Guard Total</b>	<b>0</b>	<b>0</b>	<b>0</b>	<b>0</b>	<b>87,274</b>	<b>46,731</b>	<b>0</b>	<b>0</b>	<b>0</b>	<b>0</b>	<b>87,274</b>	<b>46,731</b>
Operation and Maintenance, Army Natl Guard												
1.2.1 Civilian Premium Pay	0	0	0	0	218	194	0	0	0	0	218	194
<b>1.0 Personnel Sub-Total</b>	<b>0</b>	<b>0</b>	<b>0</b>	<b>0</b>	<b>218</b>	<b>194</b>	<b>0</b>	<b>0</b>	<b>0</b>	<b>0</b>	<b>218</b>	<b>194</b>
2.1 Temporary Duty (TDY)/Additional Duty (TAD)	0	0	0	0	130	116	0	0	0	0	130	116
2.2 Clothing and Other Personnel Equipment & Supplies	0	0	0	0	59	17	0	0	0	0	59	17
2.3 Medical Support/Health Services	0	0	0	0	965	807	0	0	0	0	965	807
2.4 Reserve Component Activation/Deactivation	0	0	0	0	6,370	4,192	0	0	0	0	6,370	4,192
2.5 Other Personnel Support	0	0	0	0	1,459	1,133	0	0	0	0	1,459	1,133
<b>2.0 Personnel Support Sub-Total</b>	<b>0</b>	<b>0</b>	<b>0</b>	<b>0</b>	<b>8,983</b>	<b>6,265</b>	<b>0</b>	<b>0</b>	<b>0</b>	<b>0</b>	<b>8,983</b>	<b>6,265</b>
3.1 Training	0	0	0	0	124	50	0	0	0	0	124	50
3.2 Operations (OPTEMPO) (Fuel, Other POL, Parts)	0	0	0	0	33,110	19,458	0	0	0	0	33,110	19,458
3.3 Other Supplies & Equipment	0	0	0	0	16,429	6,149	0	0	0	0	16,429	6,149
3.4 Facilities/Base Support	0	0	0	0	1,172	946	0	0	0	0	1,172	946
3.5.4 Contractor Logistics Support	0	0	0	0	561	300	0	0	0	0	561	300
3.6 (C4I)	0	0	0	0	13,541	6,901	0	0	0	0	13,541	6,901
3.7 Other Services and Miscellaneous Contracts	0	0	0	0	6,550	3,356	0	0	0	0	6,550	3,356
<b>3.0 Operating Support Sub-Total</b>	<b>0</b>	<b>0</b>	<b>0</b>	<b>0</b>	<b>71,487</b>	<b>37,160</b>	<b>0</b>	<b>0</b>	<b>0</b>	<b>0</b>	<b>71,487</b>	<b>37,160</b>
4.1 Airlift	0	0	0	0	308	0	0	0	0	0	308	0
4.4 Port Handling/Inland Transportation	0	0	0	0	6,247	3,112	0	0	0	0	6,247	3,112
4.5 Other Transportation	0	0	0	0	31	0	0	0	0	0	31	0
<b>4.0 Transportation Sub-Total</b>	<b>0</b>	<b>0</b>	<b>0</b>	<b>0</b>	<b>6,586</b>	<b>3,112</b>	<b>0</b>	<b>0</b>	<b>0</b>	<b>0</b>	<b>6,586</b>	<b>3,112</b>
<b>Navy/Marine Corps Total</b>	<b>0</b>	<b>0</b>	<b>0</b>	<b>0</b>	<b>5,538,731</b>	<b>3,612,804</b>	<b>0</b>	<b>0</b>	<b>589,439</b>	<b>376,387</b>	<b>6,128,170</b>	<b>3,989,191</b>
<b>Navy Total</b>	<b>0</b>	<b>0</b>	<b>0</b>	<b>0</b>	<b>4,602,743</b>	<b>3,137,575</b>	<b>0</b>	<b>0</b>	<b>482,456</b>	<b>334,747</b>	<b>5,085,199</b>	<b>3,472,322</b>
<b>Navy Active Total</b>	<b>0</b>	<b>0</b>	<b>0</b>	<b>0</b>	<b>4,575,889</b>	<b>3,119,545</b>	<b>0</b>	<b>0</b>	<b>482,456</b>	<b>334,747</b>	<b>5,058,345</b>	<b>3,454,292</b>
Operation and Maintenance, Navy												
1.2.1 Civilian Premium Pay	0	0	0	0	114,261	97,314	0	0	249	249	114,510	97,563
1.2.2 Civilian Temporary Hires	0	0	0	0	306	306	0	0	0	0	306	306
<b>1.0 Personnel Sub-Total</b>	<b>0</b>	<b>0</b>	<b>0</b>	<b>0</b>	<b>114,567</b>	<b>97,620</b>	<b>0</b>	<b>0</b>	<b>249</b>	<b>249</b>	<b>114,816</b>	<b>97,869</b>
2.1 Temporary Duty (TDY)/Additional Duty (TAD)	0	0	0	0	97,723	74,448	0	0	1,799	1,742	99,522	76,190
2.2 Clothing and Other Personnel Equipment & Supplies	0	0	0	0	8,964	2,270	0	0	49	47	9,013	2,317
2.3 Medical Support/Health Services	0	0	0	0	3,241	1,813	0	0	0	0	3,241	1,813
2.5 Other Personnel Support	0	0	0	0	9,817	4,327	0	0	0	0	9,817	4,327
2.7 Body Armor	0	0	0	0	941	613	0	0	0	0	941	613
<b>2.0 Personnel Support Sub-Total</b>	<b>0</b>	<b>0</b>	<b>0</b>	<b>0</b>	<b>120,686</b>	<b>83,471</b>	<b>0</b>	<b>0</b>	<b>1,848</b>	<b>1,789</b>	<b>122,534</b>	<b>85,260</b>
3.1 Training	0	0	0	0	63,067	33,843	0	0	0	0	63,067	33,843
3.2 Operations (OPTEMPO) (Fuel, Other POL, Parts)	0	0	0	0	908,351	729,463	0	0	262,885	262,885	1,171,236	992,348
3.3 Other Supplies & Equipment	0	0	0	0	188,075	138,941	0	0	1,582	148	189,657	139,089
3.4 Facilities/Base Support	0	0	0	0	129,952	5,203	0	0	0	0	129,952	5,203
3.5.1 Organization Level Maintenance	0	0	0	0	97,084	89,587	0	0	9,560	4,974	106,644	94,561
3.5.2 Intermediate Level Maintenance	0	0	0	0	47,630	23,599	0	0	0	0	47,630	23,599
3.5.3 Depot Level Maintenance	0	0	0	0	2,207,504	1,557,341	0	0	56,674	24,614	2,264,178	1,581,955
3.5.4 Contractor Logistics Support	0	0	0	0	17,278	12,969	0	0	0	0	17,278	12,969
3.6 (C4I)	0	0	0	0	57,351	27,484	0	0	0	0	57,351	27,484

**COST OF WAR**  
**Operation and Maintenance (O&M) Summary Execution by Operation, Component, Appropriation and Cost Breakdown Structure (CBS)**  
**Beginning Fiscal Year - 2017**  
**(Amounts in Thousands)**  
**As of August 31, 2017**

Component and Appropriation	Operation New Dawn (OND) / Post-OND Iraq Activities		Operation Enduring Freedom		Operation Freedom's Sentinel		Operation Noble Eagle		Operation Inherent Resolve		Summary	
	Obligations Year to Date	Disbursements Year to Date	Obligations Year to Date	Disbursements Year to Date	Obligations Year to Date	Disbursements Year to Date	Obligations Year to Date	Disbursements Year to Date	Obligations Year to Date	Disbursements Year to Date	Obligations Year to Date	Disbursements Year to Date
3.7 Other Services and Miscellaneous Contracts	0	0	0	0	309,242	106,416	0	0	146,675	37,105	455,917	143,521
3.8 IED Operation	0	0	0	0	22	0	0	0	0	0	22	0
<b>3.0 Operating Support Sub-Total</b>	<b>0</b>	<b>0</b>	<b>0</b>	<b>0</b>	<b>4,025,556</b>	<b>2,724,846</b>	<b>0</b>	<b>0</b>	<b>477,376</b>	<b>329,726</b>	<b>4,502,932</b>	<b>3,054,572</b>
4.1 Airlift	0	0	0	0	155,913	102,522	0	0	2,983	2,983	158,896	105,505
4.2 Sealift	0	0	0	0	117,604	104,811	0	0	0	0	117,604	104,811
4.4 Port Handling/Inland Transportation	0	0	0	0	5,841	3,755	0	0	0	0	5,841	3,755
4.5 Other Transportation	0	0	0	0	31,961	1,328	0	0	0	0	31,961	1,328
4.6 Second Destination Transportation	0	0	0	0	3,711	1,192	0	0	0	0	3,711	1,192
4.7 MRAP Vehicles Transportation	0	0	0	0	50	0	0	0	0	0	50	0
<b>4.0 Transportation Sub-Total</b>	<b>0</b>	<b>0</b>	<b>0</b>	<b>0</b>	<b>315,080</b>	<b>213,608</b>	<b>0</b>	<b>0</b>	<b>2,983</b>	<b>2,983</b>	<b>318,063</b>	<b>216,591</b>
<b>Navy Reserve Total</b>	<b>0</b>	<b>0</b>	<b>0</b>	<b>0</b>	<b>26,854</b>	<b>18,030</b>	<b>0</b>	<b>0</b>	<b>0</b>	<b>0</b>	<b>26,854</b>	<b>18,030</b>
Operation and Maintenance, Navy Reserve												
2.2 Clothing and Other Personnel Equipment & Supplies	0	0	0	0	443	227	0	0	0	0	443	227
2.3 Medical Support/Health Services	0	0	0	0	94	39	0	0	0	0	94	39
2.4 Reserve Component Activation/Deactivation	0	0	0	0	1,766	894	0	0	0	0	1,766	894
2.7 Body Armor	0	0	0	0	289	289	0	0	0	0	289	289
<b>2.0 Personnel Support Sub-Total</b>	<b>0</b>	<b>0</b>	<b>0</b>	<b>0</b>	<b>2,592</b>	<b>1,449</b>	<b>0</b>	<b>0</b>	<b>0</b>	<b>0</b>	<b>2,592</b>	<b>1,449</b>
3.1 Training	0	0	0	0	1,180	585	0	0	0	0	1,180	585
3.3 Other Supplies & Equipment	0	0	0	0	689	12	0	0	0	0	689	12
3.5.3 Depot Level Maintenance	0	0	0	0	21,360	15,968	0	0	0	0	21,360	15,968
3.7 Other Services and Miscellaneous Contracts	0	0	0	0	1,019	7	0	0	0	0	1,019	7
<b>3.0 Operating Support Sub-Total</b>	<b>0</b>	<b>0</b>	<b>0</b>	<b>0</b>	<b>24,248</b>	<b>16,572</b>	<b>0</b>	<b>0</b>	<b>0</b>	<b>0</b>	<b>24,248</b>	<b>16,572</b>
4.6 Second Destination Transportation	0	0	0	0	14	9	0	0	0	0	14	9
<b>4.0 Transportation Sub-Total</b>	<b>0</b>	<b>0</b>	<b>0</b>	<b>0</b>	<b>14</b>	<b>9</b>	<b>0</b>	<b>0</b>	<b>0</b>	<b>0</b>	<b>14</b>	<b>9</b>
<b>Marine Corps Total</b>	<b>0</b>	<b>0</b>	<b>0</b>	<b>0</b>	<b>935,988</b>	<b>475,229</b>	<b>0</b>	<b>0</b>	<b>106,983</b>	<b>41,640</b>	<b>1,042,971</b>	<b>516,869</b>
<b>Marine Corps Active Total</b>	<b>0</b>	<b>0</b>	<b>0</b>	<b>0</b>	<b>933,377</b>	<b>472,703</b>	<b>0</b>	<b>0</b>	<b>106,983</b>	<b>41,640</b>	<b>1,040,360</b>	<b>514,343</b>
Operation and Maintenance, Marine Corps												
1.2.1 Civilian Premium Pay	0	0	0	0	893	689	0	0	0	0	893	689
1.2.2 Civilian Temporary Hires	0	0	0	0	88	87	0	0	0	0	88	87
<b>1.0 Personnel Sub-Total</b>	<b>0</b>	<b>0</b>	<b>0</b>	<b>0</b>	<b>981</b>	<b>776</b>	<b>0</b>	<b>0</b>	<b>0</b>	<b>0</b>	<b>981</b>	<b>776</b>
2.1 Temporary Duty (TDY)/Additional Duty (TAD)	0	0	0	0	43,427	35,228	0	0	2,568	1,826	45,995	37,054
2.2 Clothing and Other Personnel Equipment & Supplies	0	0	0	0	12,416	2,092	0	0	0	0	12,416	2,092
2.3 Medical Support/Health Services	0	0	0	0	2,486	1,109	0	0	0	0	2,486	1,109
2.5 Other Personnel Support	0	0	0	0	17,923	14,488	0	0	0	0	17,923	14,488
<b>2.0 Personnel Support Sub-Total</b>	<b>0</b>	<b>0</b>	<b>0</b>	<b>0</b>	<b>76,252</b>	<b>52,917</b>	<b>0</b>	<b>0</b>	<b>2,568</b>	<b>1,826</b>	<b>78,820</b>	<b>54,743</b>
3.1 Training	0	0	0	0	34,343	10,719	0	0	0	0	34,343	10,719
3.2 Operations (OPTEMPO) (Fuel, Other POL, Parts)	0	0	0	0	207,971	134,125	0	0	745	692	208,716	134,817
3.2.1 MRAP Vehicles Operation	0	0	0	0	3,530	136	0	0	0	0	3,530	136
3.3 Other Supplies & Equipment	0	0	0	0	89,140	52,271	0	0	1,878	1,042	91,018	53,313
3.4 Facilities/Base Support	0	0	0	0	39,209	19,979	0	0	28	16	39,237	19,995
3.5.1 Organization Level Maintenance	0	0	0	0	6,554	4,578	0	0	0	0	6,554	4,578
3.5.2 Intermediate Level Maintenance	0	0	0	0	4,709	4,028	0	0	17,314	8,355	22,023	12,383
3.5.3 Depot Level Maintenance	0	0	0	0	41,426	20,036	0	0	78,040	27,916	119,466	47,952
3.5.4 Contractor Logistics Support	0	0	0	0	80,896	23,088	0	0	0	0	80,896	23,088
3.5.6 MRAP Vehicles Equipment Maintenance	0	0	0	0	2,288	821	0	0	0	0	2,288	821
3.6 (C4I)	0	0	0	0	18,159	2,561	0	0	4,875	1,291	23,034	3,852
3.7 Other Services and Miscellaneous Contracts	0	0	0	0	260,890	104,367	0	0	1,544	511	262,434	104,878
<b>3.0 Operating Support Sub-Total</b>	<b>0</b>	<b>0</b>	<b>0</b>	<b>0</b>	<b>789,115</b>	<b>376,709</b>	<b>0</b>	<b>0</b>	<b>104,424</b>	<b>39,823</b>	<b>893,539</b>	<b>416,532</b>
4.1 Airlift	0	0	0	0	375	149	0	0	-9	-9	366	140
4.2 Sealift	0	0	0	0	63	10	0	0	0	0	63	10
4.4 Port Handling/Inland Transportation	0	0	0	0	101	61	0	0	0	0	101	61
4.5 Other Transportation	0	0	0	0	42,790	33,277	0	0	0	0	42,790	33,277
4.6 Second Destination Transportation	0	0	0	0	23,000	8,804	0	0	0	0	23,000	8,804
<b>4.0 Transportation Sub-Total</b>	<b>0</b>	<b>0</b>	<b>0</b>	<b>0</b>	<b>66,329</b>	<b>42,301</b>	<b>0</b>	<b>0</b>	<b>-9</b>	<b>-9</b>	<b>66,320</b>	<b>42,292</b>
6.2.1 Basic Research	0	0	0	0	700	0	0	0	0	0	700	0

**COST OF WAR**  
**Operation and Maintenance (O&M) Summary Execution by Operation, Component, Appropriation and Cost Breakdown Structure (CBS)**  
**Beginning Fiscal Year - 2017**  
**(Amounts in Thousands)**  
**As of August 31, 2017**

Component and Appropriation	Operation New Dawn (OND) / Post-OND Iraq Activities		Operation Enduring Freedom		Operation Freedom's Sentinel		Operation Noble Eagle		Operation Inherent Resolve		Summary	
	Obligations Year to Date	Disbursements Year to Date	Obligations Year to Date	Disbursements Year to Date	Obligations Year to Date	Disbursements Year to Date	Obligations Year to Date	Disbursements Year to Date	Obligations Year to Date	Disbursements Year to Date	Obligations Year to Date	Disbursements Year to Date
<b>6.0 Investment Sub-Total</b>	<b>0</b>	<b>0</b>	<b>0</b>	<b>0</b>	<b>700</b>	<b>0</b>	<b>0</b>	<b>0</b>	<b>0</b>	<b>0</b>	<b>0</b>	<b>0</b>
<b>Marine Corps Reserve Total</b>	<b>0</b>	<b>0</b>	<b>0</b>	<b>0</b>	<b>2,611</b>	<b>2,526</b>	<b>0</b>	<b>0</b>	<b>0</b>	<b>0</b>	<b>2,611</b>	<b>2,526</b>
Operation and Maintenance, USMC Reserve												
2.1 Temporary Duty (TDY)/Additional Duty (TAD)	0	0	0	0	2,455	2,383	0	0	0	0	2,455	2,383
2.2 Clothing and Other Personnel Equipment & Supplies	0	0	0	0	39	34	0	0	0	0	39	34
2.4 Reserve Component Activation/Deactivation	0	0	0	0	116	108	0	0	0	0	116	108
<b>2.0 Personnel Support Sub-Total</b>	<b>0</b>	<b>0</b>	<b>0</b>	<b>0</b>	<b>2,610</b>	<b>2,525</b>	<b>0</b>	<b>0</b>	<b>0</b>	<b>0</b>	<b>2,610</b>	<b>2,525</b>
3.2 Operations (OPTEMPO) (Fuel, Other POL, Parts)	0	0	0	0	1	1	0	0	0	0	1	1
<b>3.0 Operating Support Sub-Total</b>	<b>0</b>	<b>0</b>	<b>0</b>	<b>0</b>	<b>1</b>	<b>1</b>	<b>0</b>	<b>0</b>	<b>0</b>	<b>0</b>	<b>1</b>	<b>1</b>
<b>Air Force Total</b>	<b>0</b>	<b>0</b>	<b>0</b>	<b>0</b>	<b>6,578,937</b>	<b>3,616,588</b>	<b>16,416</b>	<b>16,095</b>	<b>1,909,869</b>	<b>1,564,846</b>	<b>8,505,222</b>	<b>5,197,529</b>
<b>Air Force Active Total</b>	<b>0</b>	<b>0</b>	<b>0</b>	<b>0</b>	<b>6,520,925</b>	<b>3,577,032</b>	<b>16,416</b>	<b>16,095</b>	<b>1,909,869</b>	<b>1,564,846</b>	<b>8,447,210</b>	<b>5,157,973</b>
Operation and Maintenance, Air Force												
1.2.2 Civilian Temporary Hires	0	0	0	0	43,854	42,420	1,600	1,600	3,776	3,695	49,230	47,715
<b>1.0 Personnel Sub-Total</b>	<b>0</b>	<b>0</b>	<b>0</b>	<b>0</b>	<b>43,854</b>	<b>42,420</b>	<b>1,600</b>	<b>1,600</b>	<b>3,776</b>	<b>3,695</b>	<b>49,230</b>	<b>47,715</b>
2.1 Temporary Duty (TDY)/Additional Duty (TAD)	0	0	0	0	177,328	133,348	1,306	1,063	21,708	16,161	200,342	150,572
2.2 Clothing and Other Personnel Equipment & Supplies	0	0	0	0	3,276	2,688	0	0	0	0	3,276	2,688
2.3 Medical Support/Health Services	0	0	0	0	23,315	18,257	100	54	2,514	1,830	25,929	20,141
2.5 Other Personnel Support	0	0	0	0	79,627	15,707	0	0	35,355	19,929	114,982	35,636
2.7 Body Armor	0	0	0	0	16,326	178	0	0	0	0	16,326	178
<b>2.0 Personnel Support Sub-Total</b>	<b>0</b>	<b>0</b>	<b>0</b>	<b>0</b>	<b>299,872</b>	<b>170,178</b>	<b>1,406</b>	<b>1,117</b>	<b>59,577</b>	<b>37,920</b>	<b>360,855</b>	<b>209,215</b>
3.1 Training	0	0	0	0	34,793	15,812	0	0	3,794	1,834	38,587	17,646
3.2 Operations (OPTEMPO) (Fuel, Other POL, Parts)	0	0	0	0	499,718	411,165	13,370	13,370	1,329,195	1,328,360	1,842,283	1,752,895
3.3 Other Supplies & Equipment	0	0	0	0	476,213	223,726	15	8	80,834	42,605	557,062	266,339
3.4 Facilities/Base Support	0	0	0	0	155,546	78,737	25	0	62,607	6,626	218,178	85,363
3.5.3 Depot Level Maintenance	0	0	0	0	1,981,152	937,419	0	0	5,100	0	1,986,252	937,419
3.6 (C4I)	0	0	0	0	900,712	372,068	0	0	34,569	2,714	935,281	374,782
3.7 Other Services and Miscellaneous Contracts	0	0	0	0	1,091,655	538,570	0	0	166,803	27,434	1,258,458	566,004
<b>3.0 Operating Support Sub-Total</b>	<b>0</b>	<b>0</b>	<b>0</b>	<b>0</b>	<b>5,139,789</b>	<b>2,577,497</b>	<b>13,410</b>	<b>13,378</b>	<b>1,682,902</b>	<b>1,409,573</b>	<b>6,836,101</b>	<b>4,000,448</b>
4.1 Airlift	0	0	0	0	896,473	718,562	0	0	157,036	108,784	1,053,509	827,346
4.2 Sealift	0	0	0	0	21	7	0	0	0	0	21	7
4.5 Other Transportation	0	0	0	0	137,856	65,854	0	0	6,126	4,426	143,982	70,280
4.8 Retrograde of Personnel and Equipment	0	0	0	0	3,060	2,514	0	0	292	292	3,352	2,806
<b>4.0 Transportation Sub-Total</b>	<b>0</b>	<b>0</b>	<b>0</b>	<b>0</b>	<b>1,037,410</b>	<b>786,937</b>	<b>0</b>	<b>0</b>	<b>163,454</b>	<b>113,502</b>	<b>1,200,864</b>	<b>900,439</b>
7.6.2 U.S. Trainer/Enabler	0	0	0	0	0	0	0	0	160	156	160	156
<b>7.0 Other Support Sub-Total</b>	<b>0</b>	<b>0</b>	<b>0</b>	<b>0</b>	<b>0</b>	<b>0</b>	<b>0</b>	<b>0</b>	<b>160</b>	<b>156</b>	<b>160</b>	<b>156</b>
<b>Air Force Reserve Total</b>	<b>0</b>	<b>0</b>	<b>0</b>	<b>0</b>	<b>49,011</b>	<b>34,088</b>	<b>0</b>	<b>0</b>	<b>0</b>	<b>0</b>	<b>49,011</b>	<b>34,088</b>
Operation and Maintenance, Air Force Reserve												
2.1 Temporary Duty (TDY)/Additional Duty (TAD)	0	0	0	0	2,131	1,274	0	0	0	0	2,131	1,274
<b>2.0 Personnel Support Sub-Total</b>	<b>0</b>	<b>0</b>	<b>0</b>	<b>0</b>	<b>2,131</b>	<b>1,274</b>	<b>0</b>	<b>0</b>	<b>0</b>	<b>0</b>	<b>2,131</b>	<b>1,274</b>
3.3 Other Supplies & Equipment	0	0	0	0	144	143	0	0	0	0	144	143
3.4 Facilities/Base Support	0	0	0	0	884	336	0	0	0	0	884	336
3.5.3 Depot Level Maintenance	0	0	0	0	32,548	24,408	0	0	0	0	32,548	24,408
3.5.4 Contractor Logistics Support	0	0	0	0	13,304	7,927	0	0	0	0	13,304	7,927
<b>3.0 Operating Support Sub-Total</b>	<b>0</b>	<b>0</b>	<b>0</b>	<b>0</b>	<b>46,880</b>	<b>32,814</b>	<b>0</b>	<b>0</b>	<b>0</b>	<b>0</b>	<b>46,880</b>	<b>32,814</b>
<b>Air Force National Guard Total</b>	<b>0</b>	<b>0</b>	<b>0</b>	<b>0</b>	<b>9,001</b>	<b>5,468</b>	<b>0</b>	<b>0</b>	<b>0</b>	<b>0</b>	<b>9,001</b>	<b>5,468</b>
Operation and Maintenance, Air Natl Guard												
2.1 Temporary Duty (TDY)/Additional Duty (TAD)	0	0	0	0	524	468	0	0	0	0	524	468
<b>2.0 Personnel Support Sub-Total</b>	<b>0</b>	<b>0</b>	<b>0</b>	<b>0</b>	<b>524</b>	<b>468</b>	<b>0</b>	<b>0</b>	<b>0</b>	<b>0</b>	<b>524</b>	<b>468</b>
3.1 Training	0	0	0	0	3	3	0	0	0	0	3	3
3.3 Other Supplies & Equipment	0	0	0	0	1,442	1,073	0	0	0	0	1,442	1,073
3.4 Facilities/Base Support	0	0	0	0	676	293	0	0	0	0	676	293
3.6 (C4I)	0	0	0	0	76	48	0	0	0	0	76	48



**COST OF WAR**  
**Operation and Maintenance (O&M) Summary Execution by Operation, Component, Appropriation and Cost Breakdown Structure (CBS)**  
**Beginning Fiscal Year - 2017**  
**(Amounts in Thousands)**  
**As of August 31, 2017**

Component and Appropriation	Operation New Dawn (OND) / Post-OND Iraq Activities		Operation Enduring Freedom		Operation Freedom's Sentinel		Operation Noble Eagle		Operation Inherent Resolve		Summary	
	Obligations Year to Date	Disbursements Year to Date	Obligations Year to Date	Disbursements Year to Date	Obligations Year to Date	Disbursements Year to Date	Obligations Year to Date	Disbursements Year to Date	Obligations Year to Date	Disbursements Year to Date	Obligations Year to Date	Disbursements Year to Date
3.7 Other Services and Miscellaneous Contracts	0	0	0	0	6,280	3,583	0	0	0	0	6,280	3,583
<b>3.0 Operating Support Sub-Total</b>	<b>0</b>	<b>0</b>	<b>0</b>	<b>0</b>	<b>8,477</b>	<b>5,000</b>	<b>0</b>	<b>0</b>	<b>0</b>	<b>0</b>	<b>8,477</b>	<b>5,000</b>
<b>Defense Health Program Total</b>	<b>0</b>	<b>0</b>	<b>0</b>	<b>0</b>	<b>300,606</b>	<b>249,685</b>	<b>0</b>	<b>0</b>	<b>0</b>	<b>0</b>	<b>300,606</b>	<b>249,685</b>
Defense Health Program, Defense												
2.3 Medical Support/Health Services	0	0	0	0	300,606	249,685	0	0	0	0	300,606	249,685
<b>2.0 Personnel Support Sub-Total</b>	<b>0</b>	<b>0</b>	<b>0</b>	<b>0</b>	<b>300,606</b>	<b>249,685</b>	<b>0</b>	<b>0</b>	<b>0</b>	<b>0</b>	<b>300,606</b>	<b>249,685</b>
<b>DODIG Total</b>	<b>0</b>	<b>0</b>	<b>0</b>	<b>0</b>	<b>4,471</b>	<b>1,880</b>	<b>0</b>	<b>0</b>	<b>7,138</b>	<b>3,266</b>	<b>11,609</b>	<b>5,146</b>
Office of the Inspector General, Defense												
1.2.1 Civilian Premium Pay	0	0	0	0	2,943	926	0	0	4,541	1,351	7,484	2,277
1.2.2 Civilian Temporary Hires	0	0	0	0	1,293	833	0	0	2,040	1,250	3,333	2,083
<b>1.0 Personnel Sub-Total</b>	<b>0</b>	<b>0</b>	<b>0</b>	<b>0</b>	<b>4,236</b>	<b>1,759</b>	<b>0</b>	<b>0</b>	<b>6,581</b>	<b>2,601</b>	<b>10,817</b>	<b>4,360</b>
2.1 Temporary Duty (TDY)/Additional Duty (TAD)	0	0	0	0	129	121	0	0	287	484	416	605
2.2 Clothing and Other Personnel Equipment & Supplies	0	0	0	0	4	0	0	0	11	6	15	6
<b>2.0 Personnel Support Sub-Total</b>	<b>0</b>	<b>0</b>	<b>0</b>	<b>0</b>	<b>133</b>	<b>121</b>	<b>0</b>	<b>0</b>	<b>298</b>	<b>490</b>	<b>431</b>	<b>611</b>
3.1.0 Care-in-Store	0	0	0	0	0	0	0	0	2	0	2	0
3.3 Other Supplies & Equipment	0	0	0	0	0	0	0	0	0	3	0	3
3.6 (C4I)	0	0	0	0	0	0	0	0	60	4	60	4
3.7 Other Services and Miscellaneous Contracts	0	0	0	0	102	0	0	0	197	168	299	168
<b>3.0 Operating Support Sub-Total</b>	<b>0</b>	<b>0</b>	<b>0</b>	<b>0</b>	<b>102</b>	<b>0</b>	<b>0</b>	<b>0</b>	<b>259</b>	<b>175</b>	<b>361</b>	<b>175</b>
<b>Defense Agency Total</b>	<b>0</b>	<b>0</b>	<b>0</b>	<b>0</b>	<b>2,964,870</b>	<b>1,537,702</b>	<b>0</b>	<b>0</b>	<b>581,256</b>	<b>323,244</b>	<b>3,546,126</b>	<b>1,860,946</b>
Operation and Maintenance, Defense-Wide												
1.2.1 Civilian Premium Pay	0	0	0	0	80,241	71,088	0	0	62	62	80,303	71,150
1.2.2 Civilian Temporary Hires	0	0	0	0	13,028	11,624	0	0	1,911	1,840	14,939	13,464
<b>1.0 Personnel Sub-Total</b>	<b>0</b>	<b>0</b>	<b>0</b>	<b>0</b>	<b>93,269</b>	<b>82,712</b>	<b>0</b>	<b>0</b>	<b>1,973</b>	<b>1,902</b>	<b>95,242</b>	<b>84,614</b>
2.1 Temporary Duty (TDY)/Additional Duty (TAD)	0	0	0	0	145,340	114,839	0	0	4,369	3,802	149,709	118,641
2.2 Clothing and Other Personnel Equipment & Supplies	0	0	0	0	2,928	1,677	0	0	0	0	2,928	1,677
2.3 Medical Support/Health Services	0	0	0	0	5,925	3,495	0	0	30	30	5,955	3,525
2.5 Other Personnel Support	0	0	0	0	66,289	55,548	0	0	0	0	66,289	55,548
<b>2.0 Personnel Support Sub-Total</b>	<b>0</b>	<b>0</b>	<b>0</b>	<b>0</b>	<b>220,482</b>	<b>175,559</b>	<b>0</b>	<b>0</b>	<b>4,399</b>	<b>3,832</b>	<b>224,881</b>	<b>179,391</b>
3.1 Training	0	0	0	0	29,814	18,742	0	0	2,135	1,329	31,949	20,071
3.2 Operations (OPTEMPO) (Fuel, Other POL, Parts)	0	0	0	0	152,068	93,983	0	0	97,734	84,016	249,802	177,999
3.3 Other Supplies & Equipment	0	0	0	0	161,663	80,532	0	0	14,271	4,123	175,934	84,655
3.4 Facilities/Base Support	0	0	0	0	4,601	148	0	0	71	41	4,672	189
3.5.1 Organization Level Maintenance	0	0	0	0	478	295	0	0	0	0	478	295
3.5.2 Intermediate Level Maintenance	0	0	0	0	3,366	1,858	0	0	0	0	3,366	1,858
3.5.3 Depot Level Maintenance	0	0	0	0	20,692	3,940	0	0	0	0	20,692	3,940
3.5.4 Contractor Logistics Support	0	0	0	0	271,477	126,548	0	0	43,990	20,481	315,467	147,029
3.5.6 MRAP Vehicles Equipment Maintenance	0	0	0	0	56,338	27,026	0	0	0	0	56,338	27,026
3.6 (C4I)	0	0	0	0	333,159	73,329	0	0	44,312	11,905	377,471	85,234
3.7 Other Services and Miscellaneous Contracts	0	0	0	0	1,220,654	564,247	0	0	81,771	45,568	1,302,425	609,815
3.9 Psychological Operations (Information Operations)	0	0	0	0	5,158	0	0	0	0	0	5,158	0
<b>3.0 Operating Support Sub-Total</b>	<b>0</b>	<b>0</b>	<b>0</b>	<b>0</b>	<b>2,259,468</b>	<b>990,648</b>	<b>0</b>	<b>0</b>	<b>284,284</b>	<b>167,463</b>	<b>2,543,752</b>	<b>1,158,111</b>
4.1 Airlift	0	0	0	0	215,748	144,349	0	0	74,650	56,063	290,398	200,412
4.2 Sealift	0	0	0	0	5,081	1,351	0	0	0	0	5,081	1,351
4.4 Port Handling/Inland Transportation	0	0	0	0	3,142	2,211	0	0	0	0	3,142	2,211
4.5 Other Transportation	0	0	0	0	50,803	37,435	0	0	793	420	51,596	37,855
4.6 Second Destination Transportation	0	0	0	0	126	45	0	0	0	0	126	45
<b>4.0 Transportation Sub-Total</b>	<b>0</b>	<b>0</b>	<b>0</b>	<b>0</b>	<b>274,900</b>	<b>185,391</b>	<b>0</b>	<b>0</b>	<b>75,443</b>	<b>56,483</b>	<b>350,343</b>	<b>241,874</b>
7.1.90 Coalition Readiness Support Program (CRSP)	0	0	0	0	10,400	10,400	0	0	0	0	10,400	10,400
7.2.1 Transportation Support	0	0	0	0	14,000	8,442	0	0	0	0	14,000	8,442
7.2.2 Logistic Support	0	0	0	0	92,351	84,550	0	0	0	0	92,351	84,550
7.6.1 Trainee Equip/Support	0	0	0	0	0	0	0	0	192,557	78,784	192,557	78,784
7.6.2 U.S. Trainer/Enabler	0	0	0	0	0	0	0	0	22,600	14,780	22,600	14,780
<b>7.0 Other Support Sub-Total</b>	<b>0</b>	<b>0</b>	<b>0</b>	<b>0</b>	<b>116,751</b>	<b>103,392</b>	<b>0</b>	<b>0</b>	<b>215,157</b>	<b>93,564</b>	<b>331,908</b>	<b>196,956</b>

**FY 2017 Cost of War for FY 2017 Appropriations**

**FY 2017 Estimate of Cost of War for FY 2017 Appropriations  
(Amounts in Thousands)  
As of August 31, 2017**

APPROPRIATION Fiscal Year 2017 Accounts	Notes	Funds Appropriated 1/	Funds Transferred	Funds Available	Obligations August 2017	Obligations CFI 2/	Disbursements CFI 3/	Unpaid Obligations	Unobligated Balance	Percent Obligated
21 2017/2017 2010 Military Personnel, Army		2,042,682	22,092	2,064,774	183,126	2,002,396	2,002,396	0	62,378	97%
21 2017/2017 2070 Reserve Personnel, Army		17,084	0	17,084	1,128	14,136	13,251	885	2,948	83%
21 2017/2017 2060 National Guard Personnel, Army		131,630	3,358	134,988	19,988	129,636	108,401	21,235	5,352	96%
21 2017/2017 2020 Operation and Maintenance, Army	/5	14,813,205	171,911	14,985,116	1,231,227	12,678,902	5,693,430	6,985,472	2,306,214	85%
21 2017/2017 2080 Operation and Maintenance, Army Reserve	/5	23,910	0	23,910	1,384	20,314	11,903	8,411	3,596	85%
21 2017/2017 2065 Operation and Maintenance, Army Natl Guard	/5 /6	65,250	610	65,860	41,106	87,274	46,731	40,543	-21,414	133%
21 2017/2019 2031 Aircraft Procurement, Army		253,711	116,100	369,811	23,257	145,391	10,279	135,112	224,420	39%
21 2017/2019 2032 Missile Procurement, Army		324,507	0	324,507	293,859	296,294	1,456	294,838	28,213	91%
21 2017/2019 2033 Procurement of Weapons & Tracked Vehicles		22,410	0	22,410	0	22,030	202	21,828	380	98%
21 2017/2019 2034 Procurement of Ammunition, Army		88,460	0	88,460	2,648	29,455	1,317	28,138	59,005	33%
21 2017/2019 2035 Other Procurement, Army		926,195	4,900	931,095	9,474	462,013	37,787	424,226	469,082	50%
21 2017/2018 2040 Research, Development, Test, and Eval, Army		271,789	0	271,789	9268	166,151	14,617	151,534	105,638	61%
21 2017/2021 2050 Military Construction, Army		11,500	0	11,500	0	0	0	0	11,500	0%
17 2017/2017 1453 Military Personnel, Navy		334,781	0	334,781	31,145	333,937	332,326	1,611	844	100%
17 2017/2017 1405 Reserve Personnel, Navy	/6	11,929	0	11,929	2,944	13,181	10,749	2,432	-1,252	110%
17 2017/2017 1804 Operation and Maintenance, Navy	/5	5,245,390	5,473	5,250,863	532,620	5,058,345	3,454,292	1,604,053	192,518	96%
17 2017/2017 1806 Operation and Maintenance, Navy Reserve	/6	26,265	0	26,265	2,588	26,854	18,030	8,824	-589	102%
17 2017/2019 1506 Aircraft Procurement, Navy		419,149	28,335	447,484	2159	147,210	8,269	138,941	300,274	33%
17 2017/2019 1507 Weapons Procurement, Navy		8,600	0	8,600	5,486	5,486	0	5,486	3,114	64%
17 2017/2019 1508 Procurement of Ammunition, Navy and USMC		123,380	0	123,380	1,205	107,047	0	107,047	16,333	87%
17 2017/2019 1810 Other Procurement, Navy		42,397	6,531	48,928	3,114	14,615	1,788	12,827	34,313	30%
17 2017/2018 1319 Research, Development, Test, and Eval, Navy		39,407	0	39,407	20,770	27,386	1,460	25,926	12,021	69%
17 2017/2021 1205 Military Construction, Navy and Marine Corps	6/	0	0	0	0	167	0	167	-167	#DIV/0!
17 2017/2017 1105 Military Personnel, Marine Corps		185,573	0	185,573	13,830	93,096	0	93,096	92,477	50%
17 2017/2017 1108 Reserve Personnel, Marine Corps	6/	3,764	0	3,764	276	3,770	0	3,770	-6	100%
17 2017/2017 1106 Operation and Maintenance, Marine Corps	/5	1,056,632	0	1,056,632	152,904	1,040,360	514,343	526,017	16,272	98%
17 2017/2017 1107 Operation and Maintenance, USMC Reserve		3,304	0	3,304	30	2,611	2,526	85	693	79%
17 2017/2019 1109 Procurement, Marine Corps		147,011	20,700	167,711	804	44,985	11,973	33,012	122,726	27%
57 2017/2017 3500 Military Personnel, Air Force		857,111	0	857,111	75,877	789,999	789,999	0	67,112	92%
57 2017/2017 3700 Reserve Personnel, Air Force		20,535	272	20,807	2,030	17,459	13,188	4,271	3,348	84%
57 2017/2017 3850 National Guard Personnel, Air Force		5,288	52	5,340	442	4,382	3,551	831	958	82%
57 2017/2017 3400 Operation and Maintenance, Air Force	/5	9,336,307	72,006	9,408,313	623,474	8,447,210	5,157,973	3,289,237	961,103	90%
57 2017/2017 3740 Operation and Maintenance, Air Force Reserve		57,586	0	57,586	-82	49,011	34,088	14,923	8,575	85%
57 2017/2017 3840 Operation and Maintenance, Air Natl Guard		20,000	0	20,000	614	9,001	5,468	3,533	10,999	45%
57 2017/2019 3010 Aircraft Procurement, Air Force		820,919	0	820,919	0	32,925	8,067	24,858	787,994	4%
57 2017/2019 3020 Missile Procurement, Air Force		134,295	0	134,295	25	138	83	55	134,157	0%
57 2017/2019 3011 Procurement of Ammunition, Air Force	6/	151,908	0	151,908	0	397,159	0	397,159	-245,251	261%
57 2017/2019 3080 Other Procurement, Air Force		249,576	9,922	259,498	3,126	3,157	0	3,157	256,341	1%
57 2017/2018 3600 Research, Development, Test and Eval, Air Force		59,740	0	59,740	0	0	0	0	59,740	0%
57 2017/2021 3300 Military Construction, Air Force		20,011	0	20,011	0	0	0	0	20,011	0%
97 2017/2017 0100 Operation and Maintenance, Defense-Wide	/5	6,607,347	-1,399,265	5,208,082	261,869	3,535,726	1,850,546	1,685,180	1,672,356	68%
97 2017/2018 0100 Operation and Maintenance, Defense-Wide		0	1,670,000	1,670,000	0	10,400	10,400	0	1,659,600	1%
97 2017/2017 0107 Office of the Inspector General, Defense		22,062	0	22,062	1,208	11,609	5,146	6,463	10,453	53%

**FY 2017 Estimate of Cost of War for FY 2017 Appropriations  
(Amounts in Thousands)  
As of August 31, 2017**

APPROPRIATION Fiscal Year 2017 Accounts	Notes	Funds Appropriated 1/	Funds Transferred	Funds Available	Obligations August 2017	Obligations CFI 2/	Disbursements CFI 3/	Unpaid Obligations	Unobligated Balance	Percent Obligated
97 2017/2017 0130 Defense Health Program, Defense		322,859	0	322,859	29,690	300,606	249,685	50,921	22,253	93%
97 2017/2019 0300 Procurement, Defense-Wide		351,437	78,070	429,507	60,410	188,522	47,359	141,163	240,985	44%
97 2017/2018 0400 Research, Development, Test and Eval, Defense	6/	0	0	0	0	1,972	113	1,859	-1,972	#DIV/0!
97 2017/XXXX 4930 Defense Working Capital Funds, Defense		95,481	0	95,481	0	1,109	0	1,109	94,372	1%
21 2017/2018 2091 Afghanistan Security Forces Fund, Army		4,262,715	0	4,262,715	475,191	3,054,893	2,650,487	404,406	1,207,822	72%
21 2017/2019 2093 Joint Improvised Explosive Device Defeat Fund		87,800	0	87,800	453	87,661	40,027	47,634	139	100%
21 2017/2018 2097 Iraq Train and Equip Fund		289,500	0	289,500	8,604	277,877	228,731	49,146	11,623	96%
97 2017/2017 0105 Drug Interdiction & Cntr Drug Activities		191,533	-107,000	84,533	0	0	0	0	84,533	0%
97 2017/2019 2093 Joint Improvised Explosive Device Defeat Fund		339,472	0	339,472	46,504	184,770	10,190	174,580	154,702	54%
21 2017/2018 2099 Counter-ISIL Train and Equip Fund		1,606,400	0	1,606,400	168,060	316,994	74,106	242,888	1,289,406	20%
<b>Sub-Total</b>		<b>52,549,797</b>	<b>704,067</b>	<b>53,253,864</b>	<b>4,343,835</b>	<b>40,695,622</b>	<b>23,476,733</b>	<b>17,218,889</b>	<b>12,558,242</b>	<b>76%</b>
Non-War Funds		29,728,110	0	29,728,110	0	0	0	0	29,728,110	0%
Operation Noble Eagle - Baseline Funds	2/	0	0	84,909	0	0	0	0	84,909	0%
<b>Grand Total</b>		<b>82,277,907</b>	<b>704,067</b>	<b>83,066,883</b>	<b>4,343,835</b>	<b>40,695,622</b>	<b>23,476,733</b>	<b>17,218,889</b>	<b>42,371,261</b>	<b>20%</b>

**FY 2017 Estimate of Cost of War for FY 2017 Appropriations  
(Amounts in Thousands)  
As of August 31, 2017**

---

**FY 2017 Status of Funds Footnotes:**

1/ Reflects funding provided in Public Law 114-223, the Continuing Resolutions Act, 2017.

2/ Obligations include **\$84,909** for Operation Noble Eagle (ONE) as a cost of war.

3/ CFI is Cumulative From Inception.

4/ Table 2 reflects Non-War funds whose execution is not included in the DoD Cost of War Report.

5/ Table 3 reflects OCO funding that was reduced by **\$355,041** due to a congressional mark that was applied to the Department of Defense Appropriations Act, 2016.

6/ Obligations that exceed funds available reflect cash flowing from baseline operations.

**FY 2017 Estimate of Cost of War for FY 2017 Appropriations  
(Amounts in Thousands)  
As of August 31, 2017**

**Table 1 -- Reprogramming Actions into/out of Cost of War Funds**

Reprogramming Action:	1	2	3
<b>APPROPRIATION</b>			
2017/2017 Military Personnel, Army		22,092	
2017/2017 National Guard Personnel, Army	744		2,126
2017/2017 Operation and Maintenance, Army	45,000		100,968
2017/2017 Operation and Maintenance, Army Natl Guard			610
2017/2019 Aircraft Procurement, Army			116,100
2017/2019 Other Procurement, Army			4,900
2017/2017 Operation and Maintenance, Navy	850		4,123
2017/2019 Aircraft Procurement, Navy			28,335
2017/2019 Other Procurement, Navy			6,531
2017/2019 Procurement, Marine Corps			20,700
2017/2017 Reserve Personnel, Air Force	272		
2017/2017 National Guard Personnel, Air Force			
2017/2017 Operation and Maintenance, Air Force	18,534		11,455
2017/2019 Other Procurement, Air Force			9,622
2017/2017 Operation and Maintenance, Defense-Wide	229,000		28,735
2017/2018 Operation and Maintenance, Defense-Wide	11,000		
2017/2019 Procurement, Defense-Wide			77,770
2017/2017 Drug Interdiction & Cntr Drug Activities	-35,400		
<b>Reprogramming Total</b>	<b>270,000</b>	<b>22,092</b>	<b>411,975</b>
<b>Cumulative Reprogramming Total</b>	<b>270,000</b>	<b>292,092</b>	<b>704,067</b>

1. FY 17-05 PA; Counterterrorism Partnership Funds for Syria Train & Equip, (220,000)  
FY 17-01 PA; Counterterrorism Partnership Funds for Syria Train & Equip, (50,000)  
FY 17-01 IR; Drug Interdiction and Counter-Drug Activities, Defense, (Zero Net Change)  
FY 17-02 LT; Directed transfer in DoD Appropriation Act, (Zero Net Change)
2. Base to OCO Declaration, Military Personnel, Army, (22,092)
3. FY 17-10 IR; Intelligence, Surveillance, and Reconnaissance Request, (52,160)  
FY 17-19 IR; Intelligence, Surveillance, and Reconnaissance Request, (251,490)  
FY 17-23 IR; Drug Interdiction and Counter-Drug Activities, Defense, (107,725)  
FY 17-23 IR; NDII - Counter Drug Reprogrammed Funds (600)

**FY 2017 Estimate of Cost of War for FY 2017 Appropriations  
(Amounts in Thousands)  
As of August 31, 2017**

**Table 2 -- Non-War Programs or Programs Whose Execution Is Not Included in the DoD Cost of War Report**

<b>Non-War/Not Reported on the DoD Cost of War Report</b>	<b>Fund Item Description</b>	<b>Military Personnel</b>	<b>Operation &amp; Maintenance</b>	<b>Procurement</b>	<b>Research, Development, Test, &amp; Evaluation</b>	<b>Revolving Funds and Military Construction</b>	<b>Total</b>
21 2017/2017 2020 Operation and Maintenance, Army	Congressional transfer from Title II to Title IX		1,257,708				1,257,708
17 2017/2017 1804 Operation and Maintenance, Navy	Congressional transfer from Title II to Title IX		1,225,000				1,225,000
17 2017/2017 1106 Operation and Maintenance, Marine Corps	Congressional transfer from Title II to Title IX		375,000				375,000
57 2017/2017 3400 Operation and Maintenance, Air Force	Congressional transfer from Title II to Title IX		1,225,000				1,225,000
<b>Operation and Maintenance, Subtotal</b>			<b>4,082,708</b>				<b>4,082,708</b>
97 2016/2018 0350 National Guard and Reserve Equipment, Defense	Baseline Programs funded by Congress in OCO			750,000			750,000
Title X - Additional Appropriations	Baseline Programs funded by Congress in OCO	17,610	4,504,823	4,223,518	599,723	520,233	9,865,907
Bipartisan Budget Agreement of 2015	Baseline Programs funded by Congress in OCO	62,965	3,599,478	1,170,599	38,023	38,409	4,909,474
European Reassurance Initiative		147,549	1,626,493	1,396,952	125,880	46,833	3,343,707
Ukraine Security Assistance Initiative			150,000				150,000
Intelligence, Surveillance, Reconnaissance Task Force			500,000				500,000
Classified Programs			1,575,514	4,134,719	416,081		6,126,314
<b>Non-War Programs Totals</b>			<b>16,039,016</b>	<b>11,675,788</b>	<b>1,179,707</b>	<b>605,475</b>	<b>29,728,110</b>

**Table 3 -- Section 8128 Fuel Saving applied to Overseas Contingency Operations**

<b>Non-War/Not Reported on the DoD Cost of War Report</b>	<b>Fund Item Description</b>	<b>Operation &amp; Maintenance</b>	<b>Total</b>
21 2017/2017 2020 Operation and Maintenance, Army	Fuel Reduction	179,148	179,148
21 2017/2017 2080 Operation and Maintenance, Army Reserve	Fuel Reduction	210	210
21 2017/2017 2065 Operation and Maintenance, Army National Guard	Fuel Reduction	1,657	1,657
17 2017/2017 1804 Operation and Maintenance, Navy	Fuel Reduction	80,413	80,413
17 2017/2017 1106 Operation and Maintenance, Marine Corps	Fuel Reduction	6,023	6,023
57 2017/2017 3400 Operation and Maintenance, Air Force	Fuel Reduction	75,139	75,139
97 2017/2017 0100 Operation and Maintenance, USSOCOM	Fuel Reduction	11,210	11,210
97 2017/2017 0100 Operation and Maintenance, Other	Fuel Reduction	1,241	1,241
<b>Operation and Maintenance, Total</b>		<b>355,041</b>	<b>355,041</b>

**FY 2017 Cost of War for FY 2016 Appropriations**



**FY 2017 Estimate of Cost of War for FY 2016 Appropriations  
(Amounts in Thousands)  
As of August 31, 2017**

APPROPRIATION Fiscal Year 2016 Accounts	Notes	Funds Appropriated	Funds Transferred	Funds Available	Obligations August 2017	Obligations CFI	Disbursements CFI	Unpaid Obligations	Unobligated Balance	Percent Obligated
21 2016/2016 2010 Military Personnel, Army	7/	1,846,356	20,653	1,867,009	0	1,905,673	1,905,673	0	-38,664	102%
21 2016/2016 2070 Reserve Personnel, Army		17,162	0	17,162	-2	17,125	16,066	1,059	37	100%
21 2016/2016 2060 National Guard Personnel, Army		149,015	-18,399	130,616	-29	125,385	119,826	5,559	5,231	96%
21 2016/2016 2020 Operation and Maintenance, Army	6/ 7/	11,668,548	1,798,038	13,466,586	-16,439	13,507,781	6,657,941	6,849,840	-41,195	100%
21 2016/2016 2080 Operation and Maintenance, Army Reserve	6/ 7/	24,554	0	24,554	0	25,611	17,986	7,625	-1,057	104%
21 2016/2016 2065 Operation and Maintenance, Army Natl Guard		60,845	0	60,845	0	51,066	30,163	20,903	9,779	84%
21 2016/2018 2031 Aircraft Procurement, Army		161,987	111,300	273,287	5,107	267,770	149,350	118,420	5,517	98%
21 2016/2018 2032 Missile Procurement, Army		37,260	0	37,260	8,641	33,303	4,237	29,066	3,957	89%
21 2016/2018 2033 Procurement of Weapons & Tracked Vehicles, Army		486,630	0	486,630	1,323	455,750	182,864	272,886	30,880	94%
21 2016/2018 2034 Procurement of Ammunition, Army		222,040	0	222,040	1,160	200,955	52,589	148,366	21,085	91%
21 2016/2018 2035 Other Procurement, Army		1,175,596	-24,471	1,151,125	-1,858	1,104,109	568,766	535,343	47,016	96%
21 2016/2017 2040 Research, Development, Test, and Eval, Army		1,500	0	1,500	0	1,490	1,307	183	10	99%
17 2016/2016 1453 Military Personnel, Navy		251,011	92,841	343,852	0	342,551	340,889	1,662	1,301	100%
17 2016/2016 1405 Reserve Personnel, Navy		12,693	0	12,693	0	12,693	12,453	240	0	100%
17 2016/2016 1804 Operation and Maintenance, Navy	6/ 7/	4,789,789	219,669	5,009,458	0	5,062,035	3,628,162	1,433,873	-52,577	101%
17 2016/2016 1806 Operation and Maintenance, Navy Reserve	6/	31,462	0	31,462	0	31,406	22,127	9,279	56	100%
17 2016/2018 1506 Aircraft Procurement, Navy		210,990	0	210,990	-5	161,767	72,630	89,137	49,223	77%
17 2016/2018 1508 Procurement of Ammunition, Navy and USMC		117,966	0	117,966	437	117,467	43,446	74,021	499	100%
17 2016/2018 1810 Other Procurement, Navy		186	0	186	0	86	86	0	100	46%
17 2016/2016 1105 Military Personnel, Marine Corps		171,079	315	171,394	0	143,857	65,548	78,309	27,537	84%
17 2016/2016 1108 Reserve Personnel, Marine Corps		3,393	0	3,393	0	3,300	2,937	363	93	97%
17 2016/2016 1106 Operation and Maintenance, Marine Corps	6/	914,186	23,000	937,186	103	844,516	767,313	77,203	92,670	90%
17 2016/2016 1107 Operation and Maintenance, USMC Reserve		3,455	0	3,455	0	3,225	3,122	103	230	93%
17 2016/2018 1109 Procurement, Marine Corps		56,934	6,800	63,734	0	60,558	41,192	19,366	3,176	95%
57 2016/2016 3500 Military Personnel, Air Force		726,126	157,287	883,413	0	848,344	848,344	0	35,069	96%
57 2016/2016 3700 Reserve Personnel, Air Force	7/	18,710	0	18,710	0	21,047	6,897	14,150	-2,337	112%
57 2016/2016 3850 National Guard Personnel, Air Force		2,828	2,327	5,155	0	5,155	5,012	143	0	100%
57 2016/2016 3400 Operation and Maintenance, Air Force	6/	8,290,224	154,440	8,444,664	-19,573	8,244,454	7,579,987	664,467	200,210	98%
57 2016/2016 3740 Operation and Maintenance, Air Force Reserve		58,106	0	58,106	0	57,152	35,663	21,489	954	98%
57 2016/2016 3840 Operation and Maintenance, Air Natl Guard		19,900	0	19,900	0	11,838	5,745	6,093	8,062	59%
57 2016/2018 3010 Aircraft Procurement, Air Force		128,900	108,200	237,100	0	114,617	37,216	77,401	122,483	48%
57 2016/2018 3020 Missile Procurement, Air Force		289,142	0	289,142	138,185	138,256	9,477	128,779	150,886	48%
57 2016/2018 3011 Procurement of Ammunition, Air Force		228,874	0	228,874	0	217,677	83,474	134,203	11,197	95%
57 2016/2018 3080 Other Procurement, Air Force		127,465	4,197	131,662	7,702	72,245	27,177	45,068	59,417	55%
57 2016/2017 3600 Research, Development, Test and Eval, Air Force		300	0	300	0	0	0	0	300	0%
97 2016/2016 0100 Operation and Maintenance, Defense-Wide	6/	3,363,389	545,275	3,908,664	-231	3,805,445	2,284,296	1,521,149	103,219	97%
97 2016/2017 0100 Operation and Maintenance, Defense-Wide		860,000	0	860,000	-12,448	611,689	611,524	165	248,311	71%
97 2016/2016 0107 Office of the Inspector General, Defense	9/	10,262	2,900	13,162	0	11,337	12,026	-689	1,825	86%
97 2016/2016 0130 Defense Health Program, Defense		272,704	14,364	287,068	45	283,665	268,581	15,084	3,403	99%
97 2016/2018 0300 Procurement, Defense-Wide		140,436	73,368	213,804	773	194,711	135,866	58,845	19,093	91%
97 2016/2017 0400 Research, Development, Test and Eval, Defense	8/ 9/	8,000	10,559	18,559	0	-146	568	-714	18,705	-1%
97 2016/XXXX 4930 Defense Working Capital Funds, Defense		88,850	0	88,850	33	3,799	2,938	861	85,051	4%

**FY 2017 Estimate of Cost of War for FY 2016 Appropriations  
(Amounts in Thousands)  
As of August 31, 2017**

APPROPRIATION Fiscal Year 2016 Accounts	Notes	Funds Appropriated	Funds Transferred	Funds Available	Obligations August	Obligations CFI	Disbursements CFI	Unpaid Obligations	Unobligated Balance	Percent Obligated
21 2016/2017 2091 Afghanistan Security Forces Fund, Army		3,502,257	0	3,502,257	251,707	3,369,018	3,049,722	319,296	133,239	96%
21 2016/2018 2093 Joint Improvised Explosive Device Defeat Fund		349,464	0	349,464	-612	341,623	235,666	105,957	7,841	98%
21 2016/2017 2097 Iraq Train and Equip Fund	9/	715,000	0	715,000	-1,240	684,266	701,742	-17,476	30,734	96%
97 2016/2016 0105 Drug Interdiction & Cntr Drug Activities		186,000	-186,000	0	0	0	0	0	0	0%
<b>Sub-Total</b>		<b>41,801,574</b>	<b>3,116,663</b>	<b>44,918,237</b>	<b>362,779</b>	<b>43,515,671</b>	<b>30,648,594</b>	<b>12,867,077</b>	<b>1,402,566</b>	<b>97%</b>
Non-War Funds	5/	15,352,907	0	15,352,907	0	0	0	0	15,352,907	0%
Operation Noble Eagle - Baseline Funds	2/	0	0	95,613	0	0	0	0	95,613	0%
<b>Grand Total</b>		<b>57,154,481</b>	<b>3,116,663</b>	<b>60,366,757</b>	<b>362,779</b>	<b>43,515,671</b>	<b>30,648,594</b>	<b>12,867,077</b>	<b>16,851,086</b>	<b>72%</b>

**FY 2017 Estimate of Cost of War for FY 2016 Appropriations  
(Amounts in Thousands)  
As of August 31, 2017**

---

**FY 2016 Status of Funds Footnotes:**

1/ Reflects funding provided in Public Law 114-53, the Continuing Resolutions Act, 2016.

2/ Obligations include **\$95,613** for Operation Noble Eagle (ONE) as a cost of war.

3/ CFI is Cumulative From Inception.

4/ Table 1 reflects funds transferred into/out of FY 2016 war funds. The appropriation transfer column totals may also include the results of internal reprogrammings within the cost of war funds.

5/ Table 2 reflects Non-War funds whose execution is not included in the DoD Cost of War Report.

6/ Table 3 reflects OCO funding that was reduced by **\$893,519** due to a congressional mark that was applied to the Department of Defense Appropriations Act, 2016.

7/ Obligations that exceed funds available reflect cash flowing from baseline operations.

8/ Obligations with a negative ITD balance indicates a reporting discrepancy and will be corrected in a subsequent period.

9/ Disbursements that exceed obligations represents a reporting discrepancy and will be corrected in a subsequent period.

**FY 2017 Estimate of Cost of War for FY 2016 Appropriations  
(Amounts in Thousands)  
As of August 31, 2017**

**Table 1 -- Reprogramming Actions into/out of Cost of War Funds**

Reprogramming Action:	1	2	3	4	5	6	7	8	9	10
<b>APPROPRIATION</b>										
2016/2016 Military Personnel, Army								-54,347	75,000	
2016/2016 National Guard Personnel, Army		672				199		-19,270		
2016/2016 Operation and Maintenance, Army		26,629	4,500		6,625	135,153	1,367,435	83,335	174,361	
2016/2016 Aircraft Procurement, Army					84,000				27,300	
2016/2018 Other Procurement, Army								-24,471		
2016/2016 Military Personnel, Navy							86,041		6,800	
2016/2016 Operation and Maintenance, Navy		396	68,503	11,700	47,600	1,606		89,864		
2016/2016 Military Personnel, Marine Corps		215				78		22		
2016/2016 Operation and Maintenance, Marine Corps							23,000			
2016/2018 Procurement, Marine Corps								6,800		
2016/2016 Military Personnel, Air Force					10,000			147,287		
2016/2016 National Guard Personnel, Air Force									2,327	
2016/2016 Operation and Maintenance, Air Force		11,223	4,500	88,100	8,820	49,988		-8,191		
2016/2018 Aircraft Procurement, Air Force				108,200						
2016/2018 Other Procurement, Air Force						2,435		12,482		-10,720
2016/2016 Operation and Maintenance, Defense-Wide	14,319	1,188	107,453	13,800	46,450	387,348	35,000	-19,374	-40,909	
2016/2016 Office of the Inspector General, Defense									2,900	
2016/2016 Defense Health Program, Defense									14,364	
2016/2018 Procurement, Defense-Wide				36,000	23,400			9,949	4,019	
2016/2017 Research, Development, Test and Eval, Defense						12,000	48,900		-1,441	-48,900
2016/2016 Drug Interdiction & Cntr Drug Activities		-40,323				-145,677				
<b>Reprogramming Total</b>	<b>14,319</b>	<b>0</b>	<b>184,956</b>	<b>257,800</b>	<b>226,895</b>	<b>443,130</b>	<b>1,560,376</b>	<b>224,086</b>	<b>264,721</b>	<b>-59,620</b>
<b>Cumulative Reprogramming Total</b>	<b>14,319</b>	<b>14,319</b>	<b>199,275</b>	<b>457,075</b>	<b>683,970</b>	<b>1,127,100</b>	<b>2,687,476</b>	<b>2,911,562</b>	<b>3,176,283</b>	<b>3,116,663</b>

1. Base to OCO, DCMA Base-to-OCO, (\$14,319)
2. FY16-02 IR, Drug Interdiction and Counter-Drug Activities, (Zero Net Change)
3. FY16-02 PA, Counterterrorism Partnerships Fund for Syria Train & Equip, (\$116,453);  
Base to OCO, Restore Fuel Savings, (\$68,503)
4. FY16-10 IR, Intelligence, Surveillance and Reconnaissance Request, (\$257,800)
5. FY16-13 IR, Intelligence, Surveillance and Reconnaissance (ISR) - Part 2, (\$226,895)
6. FY16-09 IR, Drug Interdiction and Counter Drug Activities, (\$Zero Net Change);  
FY 16-11 PA, Counterterrorism Partnerships Fund Transfer for Syria Train and Equip, (\$300,000);  
FY 16-13 PA, Operation Freedom Sentinel and Other Priorities, (\$143,130)
7. FY16-13 PA, Operation Freedom Sentinel and Other Priorities, (\$1,560,376)
8. FY 16-15 IR Classified Programs & Drug Interdiction and Counter-Drug Activities, Defense, (\$-842)  
FY 16-18 PA Intelligence Surveillance and Reconnaissance (ISR) Request - MIP, (Zero Net Change)  
FY 16-19 PA April 2016 Prior Approval, (\$133,380)  
FY 16-20 IR Classified Programs, (Zero Net Change)  
FY 16-21 PA May 2016 Prior Approval, (\$90,728)  
FY 16-22 PA Omnibus 2016 Request, (Zero Net Change)  
FY 16-25 IR Drug Interdiction and Counter-Drug Activities, Defense, (\$820)
9. FY16-19 PA, April 2016 Prior Approval, (\$163,330)  
FY16-23 PA, OMNIBUS 2016 Military Intelligence Program (MIP), (Zero Net Change)  
FY16-29 PA, Military Intelligence Program, (Zero Net Change)  
FY16-30 PA, August 2016 Prior Approval, (\$6,800)  
Base to OCO, (\$94,591)  
Below Threshold Reprogramming, (Zero Net Change)
10. FY16-13 PA June 2016, Operation Freedom SENTINAL and Other Priorities, (-\$48,900)  
FY 16-25 IR, Drug Interdiction and Counter-Drug Activities, Defense (-\$10,720)

**FY 2017 Estimate of Cost of War for FY 2016 Appropriations  
(Amounts in Thousands)  
As of August 31, 2017**

**Table 2 -- Non-War Programs or Programs Whose Execution Is Not Included in the DoD Cost of War Report**

Non-War/Not Reported on the DoD Cost of War Report	Fund Item Description	Military Personnel	Operation & Maintenance	Procurement	Total
21 2016/2016 2020 Operation and Maintenance, Army	Congressional transfer from Title II to Title IX		2,200,000		2,200,000
17 2016/2016 1804 Operation and Maintenance, Navy	Congressional transfer from Title II to Title IX		2,200,000	-	2,200,000
17 2016/2016 1106 Operation and Maintenance, Marine Corps	Congressional transfer from Title II to Title IX		420,000		420,000
57 2016/2016 3400 Operation and Maintenance, Air Force	Congressional transfer from Title II to Title IX		2,200,000		2,200,000
<b>Operation and Maintenance, Subtotal</b>			<b>7,020,000</b>	-	<b>7,020,000</b>
97 2016/2018 0350 National Guard and Reserve Equipment, Defense	Baseline Programs funded by Congress in OCO			1,000,000	1,000,000
21 2016/2016 2020 Operation and Maintenance, Army	Restore Readiness		336,583		336,583
21 2016/2016 2065 Operation and Maintenance, Army Nat'l Guard	Restore Readiness		75,000		75,000
21 2016/2016 2080 Operation and Maintenance, Army Reserve	Restore Readiness		75,000		75,000
European Reassurance Initiative			789,300		789,300
Counterterrorism Partnerships Fund			1,100,000		1,100,000
Ukraine Security Initiative			250,000		250,000
Classified Programs					4,707,024
<b>Non-War Programs Totals</b>			<b>9,645,883</b>	<b>1,000,000</b>	<b>15,352,907</b>

**Table 3 -- Section 8128 Fuel Saving applied to Overseas Contingency Operations**

Non-War/Not Reported on the DoD Cost of War Report	Fund Item Description	Operation & Maintenance	Total
21 2016/2016 2020 Operation and Maintenance, Army	Fuel Reduction	271,349	271,349
21 2016/2016 2080 Operation and Maintenance, Army Reserve	Fuel Reduction	5	5
17 2016/2016 1804 Operation and Maintenance, Navy	Fuel Reduction	164,202	164,202
17 2016/2016 1806 Operation and Maintenance, Navy Reserve	Fuel Reduction	181	181
17 2016/2016 1106 Operation and Maintenance, Marine Corps	Fuel Reduction	11,478	11,478
57 2016/2016 3400 Operation and Maintenance, Air Force	Fuel Reduction	431,226	431,226
97 2016/2016 0100 Operation and Maintenance, USSOCOM	Fuel Reduction	15,078	15,078
<b>Operation and Maintenance, Total</b>		<b>893,519</b>	<b>893,519</b>

**FY 2017 Cost of War for FY 2015 Appropriations**

**FY 2017 Estimate of Cost of War for FY 2015 Appropriations  
(Amounts in Thousands)  
As of August 31, 2017**

APPROPRIATION Fiscal Year 2015 Accounts	Notes	Funds Appropriated 17	Funds Transferred 47	Funds Available	Obligations August 2017	Obligations CFI 2/27	Disbursements CFI 2/	Unpaid Obligations	Unobligated Balance	Percent Obligated
21 2015/2015 2010 Military Personnel, Army		3,258,470	-210,000	3,048,470	0	2,972,442	2,972,442	0	76,028	98%
21 2015/2015 2070 Reserve Personnel, Army		24,990	0	24,990	0	22,409	21,193	1,216	2,581	90%
21 2015/2015 2060 National Guard Personnel, Army		174,778	288	175,066	-10	158,579	144,595	13,984	16,487	91%
21 2015/2015 2020 Operation and Maintenance, Army		16,817,765	-249,005	16,568,760	-410	16,459,406	7,450,852	9,008,554	109,354	99%
21 2015/2016 2020 Operation and Maintenance, Army		250,000	0	250,000	0	245,060	114,752	130,308	4,940	98%
21 2015/2015 2080 Operation and Maintenance, Army Reserve		41,532	0	41,532	0	33,718	19,645	14,073	7,814	81%
21 2015/2015 2065 Operation and Maintenance, Army National Guard		76,461	0	76,461	6	71,163	41,836	29,327	5,298	93%
21 2015/2017 2031 Aircraft Procurement, Army		196,200	391,511	587,711	651	586,349	244,310	342,039	1,362	100%
21 2015/2017 2032 Missile Procurement, Army		32,136	34,465	66,601	164	66,301	35,756	30,545	300	100%
21 2015/2017 2033 Procurement of Weapons & Tracked Vehicles		5,000	0	5,000	0	5,000	5,000	0	0	100%
21 2015/2017 2034 Procurement of Ammunition, Army		140,905	27,137	168,042	14,830	167,101	66,667	100,434	941	99%
21 2015/2017 2035 Other Procurement, Army		773,583	101,584	875,167	43,022	852,900	712,915	139,985	22,267	97%
21 2015/2016 2040 Research, Development, Test, and Evaluation, Army		2,000	33,603	35,603	0	35,603	16,058	19,545	0	100%
17 2015/2015 1453 Military Personnel, Navy	7/	332,166	0	332,166	0	351,063	345,084	5,979	-18,897	106%
17 2015/2015 1405 Reserve Personnel, Navy		13,953	0	13,953	0	13,616	13,324	292	337	98%
17 2015/2015 1804 Operation and Maintenance, Navy	7/	5,380,169	511,948	5,892,117	0	5,899,340	4,080,929	1,818,411	-7,223	100%
17 2015/2015 1806 Operation and Maintenance, Navy Reserve		45,876	0	45,876	0	45,856	35,796	10,060	20	100%
17 2015/2017 1506 Aircraft Procurement, Navy		243,359	0	243,359	288	240,413	168,080	72,333	2,946	99%
17 2015/2017 1507 Weapons Procurement, Navy		66,785	0	66,785	0	65,852	6,658	59,194	933	99%
17 2015/2017 1508 Procurement of Ammunition, Navy and Marine Corps		154,519	0	154,519	0	153,769	76,296	77,473	750	100%
17 2015/2017 1810 Other Procurement, Navy		121,310	0	121,310	1,130	115,765	14,612	101,153	5,545	95%
17 2015/2016 1319 Research, Development, Test, and Evaluation, Navy		940	1,200	2,140	0	2,140	2,130	10	0	100%
17 2015/2015 1105 Military Personnel, Marine Corps		403,311	-51,584	351,727	0	305,911	305,911	0	45,816	87%
17 2015/2015 1108 Reserve Personnel, Marine Corps		5,069	0	5,069	0	3,756	3,756	0	1,313	74%
17 2015/2015 1106 Operation and Maintenance, Marine Corps		1,485,904	-57,478	1,428,426	-353	1,043,883	981,172	62,711	384,543	73%
17 2015/2015 1107 Operation and Maintenance, Marine Corps Reserve	8/	10,540	0	10,540	0	10,111	11,797	-1,686	429	96%
17 2015/2017 1109 Procurement, Marine Corps	8/	65,589	0	65,589	-39	58,506	58,526	-20	7,083	89%
57 2015/2015 3500 Military Personnel, Air Force		728,334	4,094	732,428	0	719,024	719,024	0	13,404	98%
57 2015/2015 3700 Reserve Personnel, Air Force	7/	19,175	580	19,755	0	19,759	13,554	6,205	-4	100%
57 2015/2015 3850 National Guard Personnel, Air Force		4,894	560	5,454	0	5,454	5,040	414	0	100%
57 2015/2015 3400 Operation and Maintenance, Air Force		9,034,449	165,452	9,199,901	-4,169	9,088,068	8,833,826	254,242	111,833	99%
57 2015/2015 3740 Operation and Maintenance, Air Force Reserve		77,794	0	77,794	-43	73,328	67,696	5,632	4,466	94%
57 2015/2015 3840 Operation and Maintenance, Air National Guard		20,300	0	20,300	0	18,466	6,094	12,372	1,834	91%
57 2015/2017 3010 Aircraft Procurement, Air Force		481,019	-59,500	421,519	0	305,973	145,953	160,020	115,546	73%
57 2015/2017 3020 Missile Procurement, Air Force		136,189	245,169	381,358	0	356,704	276,719	79,985	24,654	94%
57 2015/2017 3011 Procurement of Ammunition, Air Force		219,785	89,829	309,614	46,909	289,482	172,956	116,526	20,132	93%
57 2015/2017 3080 Other Procurement, Air Force		286,838	-83,965	202,873	0	174,590	120,000	54,590	28,283	86%
57 2015/2016 3600 Research, Development, Test and Eval, Air Force		0	650	650	0	0	0	0	650	0%
97 2015/2015 0100 Operation and Maintenance, Defense-Wide		3,691,007	325,992	4,016,999	-247	3,800,317	2,747,690	1,052,627	216,682	95%
97 2015/2016 0100 Operation and Maintenance, Defense-Wide		1,260,000	-510,000	750,000	12,448	726,644	726,644	0	23,356	97%
97 2015/2015 0107 Office of the Inspector General, Defense	7/	10,623	0	10,623	0	12,554	11,322	1,232	-1,931	118%
97 2015/2015 0130 Defense Health Program, Defense	7/	300,531	0	300,531	-78	337,062	296,660	40,402	-36,531	112%
97 2015/2017 0300 Procurement, Defense-Wide		190,857	105,635	296,492	400	283,181	211,826	71,355	13,311	96%
97 2015/2016 0400 Research, Development, Test and Eval, Defense		11,200	24,000	35,200	0	11,200	10,211	989	24,000	32%
97 2015/XXXX 4930 Defense Working Capital Funds, Defense		91,350	0	91,350	0	4,559	4,516	43	86,791	5%
21 2015/2016 2091 Afghanistan Security Forces Fund, Army		4,109,333	-170,000	3,939,333	-254	3,921,166	3,790,045	131,121	18,167	100%

**FY 2017 Estimate of Cost of War for FY 2015 Appropriations  
(Amounts in Thousands)  
As of August 31, 2017**

APPROPRIATION Fiscal Year 2015 Accounts	Notes	Funds Appropriated 1/	Funds Transferred 4/	Funds Available	Obligations August 2017	Obligations CFI 2/ 3/	Disbursements CFI 2/	Unpaid Obligations	Unobligated Balance	Percent Obligated
21 2015/2017 2093 Joint Improvised Explosive Device Defeat Fund		444,464	20,000	464,464	-1,229	451,307	414,870	36,437	13,157	97%
21 2015/2016 2097 Iraq Train and Equip Fund		1,618,000	0	1,618,000	-1	1,612,418	1,563,085	49,333	5,582	100%
97 2015/2016 0105 Drug Interdiction & Counter Drug Activities, Defense		205,000	-141,134	63,866	0	0	0	0	63,866	0%
<b>Sub-Total</b>		<b>53,064,452</b>	<b>551,031</b>	<b>53,615,483</b>	<b>113,015</b>	<b>52,197,268</b>	<b>38,087,823</b>	<b>14,109,445</b>	<b>1,418,215</b>	<b>97%</b>
Non-War Funds	5/ 6/	12,373,710	0	12,373,710	0	0	0	0	12,373,710	0%
Operation Noble Eagle - Baseline Funds	2/	0	0	98,559	0	0	0	0	98,559	0%
<b>Grand Total</b>		<b>65,438,162</b>	<b>551,031</b>	<b>66,087,752</b>	<b>113,015</b>	<b>52,197,268</b>	<b>38,087,823</b>	<b>14,109,445</b>	<b>13,890,484</b>	<b>79%</b>



**FY 2017 Estimate of Cost of War for FY 2015 Appropriations  
(Amounts in Thousands)  
As of August 31, 2017**

---

**FY 2015 Status of Funds Footnotes:**

1/ Reflects funding provided in Public Law 113-164, the Continuing Appropriations Resolution, 2015.

2/ Obligations include **\$98,559** for Operation Noble Eagle (ONE) as a cost of war.

3/ CFI is Cumulative From Inception.

4/ Table 1 reflects funds transferred into/out of FY 2015 war funds. The appropriation transfer column totals may also include the results of internal reprogrammings within the cost of war funds.

5/ Table 2 reflects Non-War funds whose execution is not included in the DoD Cost of War Report.

6/ Table 3 discloses **\$939,298** in obligations related to the Readiness Section 9018 whose execution is not included in the DoD Cost of War Report

7/ Obligations that exceed funds available reflect cash flowing from baseline appropriations.

8/ Disbursements that exceed obligations indicates a reporting discrepancy that will be corrected in the subsequent reporting period.

**FY 2017 Estimate of Cost of War for FY 2015 Appropriations  
(Amounts in Thousands)  
As of August 31, 2017**

**Table 1 -- Reprogramming Actions into/out of Cost of War Funds**

Reprogramming Action:	1	2	3	4	5	6	7	8	9
<b>APPROPRIATION</b>									
2015/2015 Military Personnel, Army					-235,000	25,000			
2015/2015 National Guard Personnel, Army	635	-367			20				
2015/2015 Operation and Maintenance, Army	103,023	109,446	15,603		-32,278	-444,799			
2015/2015 Operation and Maintenance, Army National Guard	75	-75							
2015/2017 Aircraft Procurement, Army						391,511			
2015/2017 Missile Procurement, Army								10,465	24,000
2015/2017 Procurement of Ammunition, Army									27,137
2015/2017 Other Procurement, Army		32,000			28,918	40,666			
2015/2016 Research, Development, Test, and Evaluation, Army						33,603			
2015/2015 Reserve Personnel, Navy	60	-60							
2015/2015 Operation and Maintenance, Navy	1,000				419,678	91,270			
2015/2016 Research, Development, Test, and Evaluation, Navy						1,200			
2015/2015 Military Personnel, Marine Corps	153	125			-51,862				
2015/2015 Operation and Maintenance, Marine Corps	22				-57,500				
2015/2015 Military Personnel, Air Force						4,094			
2015/2015 Reserve Personnel, Air Force	250	330							
2015/2015 National Guard Personnel, Air Force	65	-65							560
2015/2015 Operation and Maintenance, Air Force	34,197	103,455	47,947		16,441	-36,588			
2015/2017 Aircraft Procurement, Air Force			-120,000			33,000			
2015/2017 Procurement of Ammunition, Air Force								89,829	
2015/2017 Missile Procurement, Air Force			190,000					55,169	
2015/2017 Other Procurement, Air Force		13,500	-70,000		-2,900	2,935			
2015/2016 Research, Development, Test and Eval, Air Force					650				
2015/2015 Operation and Maintenance, Defense-Wide	2,800	350,364		-1,880	1,200	-26,492			
2015/2016 Operation and Maintenance, Defense-Wide								-486,000	-24,000
2015/2017 Procurement, Defense-Wide		2,190		1,880		48,165			53,400
2015/2016 Research, Development, Test and Eval, Defense		24,000							
2015/2016 Afghanistan Security Forces Fund, Army							-400,000	230,000	
2015/2017 Joint Improvised Explosive Device Defeat Fund									20,000
2015/2016 Drug Interdiction & Cntr Drug Activities					-16,000	-125,134			
<b>Reprogramming Total</b>	<b>142,280</b>	<b>634,843</b>	<b>63,550</b>	<b>0</b>	<b>71,367</b>	<b>38,431</b>	<b>-400,000</b>	<b>-100,537</b>	<b>101,097</b>
<b>Cumulative Reprogramming Total</b>	<b>142,280</b>	<b>777,123</b>	<b>840,673</b>	<b>840,673</b>	<b>912,040</b>	<b>950,471</b>	<b>550,471</b>	<b>449,934</b>	<b>551,031</b>

1. FY 15-01 IR, Drug Interdiction and Counter-Drug Activities, Defense, dated January 31, 2015
2. FY 15-09, LEAP UAS Initiative; FY 15-07 IR and FY 15-10 PA, Syria Train and Equip; FY 15-11 IR, Drug Interdiction and Counter-Drug Activities, Defense, dated April 30, 2015
3. FY 15-11 IR, Drug Interdiction and Counter-Drug Activities, Defense, FY 15-07 PA, Predator Hellfire Missiles, dated May 31, 2015
4. FY 15-14 IR, Classified Programs, Various Appropriations, dated June 29, 2015
5. FY 15-23 PA, OMNIBUS 2015 Prior Approval Request; FY 15-30 IR, Drug Interdiction and Counter-Drug Activities, Defense - PART II OCO ; Various Appropriations, dated June 30, 2015 and August 6, 2015
6. FY 15-28 PA, Joint Urgent Operation Need (JUON); FY 15-24 PA, OMNIBUS 2015 Military Intelligence Programs; FY 15-36 IR, Counterterrorism Partnerships Fund Residuals - Syria Train and Equip; and Below Threshold Reprogramming, dated September 24, 2015; FY 15-23 PA (SEP), OMNIBUS 2015 Prior Approval Request - September Implementation, dated September 30, 2015
7. PL 114-113, Rescission to the Afghanistan Security Forces Fund (ASFF), per the Consolidated Appropriations Act of 2016, dated December 22, 2015
8. FY 16-22 PA Omnibus 2016 Request
9. FY 16-20 PA, Omnibus 2016, dated August 30, 2016; FY 16-22 PA Omnibus 2016 Request, dated August 30, 2016; FY 16-27 PA, Lethal Miniature Aerial Missile Systems (LMAMS), dated September 19, 2016

**FY 2017 Estimate of Cost of War for FY 2015 Appropriations  
(Amounts in Thousands)  
As of August 31, 2017**

<b>Table 2 -- Non-War Programs or Programs Whose Execution Is Not Included in the DoD Cost of War Report</b>					
<b>Non-War/Not Reported on the DoD Cost of War Report</b>	<b>Fund Item Description</b>	<b>Military Personnel</b>	<b>Operation &amp; Maintenance</b>	<b>Procurement</b>	<b>Total</b>
21 2015/2015 2020 Operation and Maintenance, Army	Congressional transfer from Title II to Title IX		850,000		850,000
17 2015/2015 1804 Operation and Maintenance, Navy	Congressional transfer from Title II to Title IX		850,000	-	850,000
17 2015/2015 1106 Operation and Maintenance, Marine Corps	Congressional transfer from Title II to Title IX		350,000		350,000
57 2015/2015 3400 Operation and Maintenance, Air Force	Congressional transfer from Title II to Title IX		850,000		850,000
<b>Operation and Maintenance, Subtotal</b>			<b>2,900,000</b>	-	<b>2,900,000</b>
97 2015/2017 0350 National Guard and Reserve Equipment, Defense Readiness Section 9018 (1)	Baseline Programs funded by Congress in OCO		1,000,000	1,200,000	1,200,000
European Reassurance Initiative					984,450
Counterterrorism Partnerships Fund					1,300,000
Non-DoD Classified					4,923,973
Medicare Eligible Retiree Healthcare Fund (MERHCF)		65,287			65,287
<b>Non-War Programs Totals</b>		<b>65,287</b>	<b>3,900,000</b>	<b>1,200,000</b>	<b>12,373,710</b>

(1) Obligations related to Readiness Section 9018 are disclosed in Table 3 below.

<b>Table 3-- Readiness Section 9018 Obligations Not Included in the DoD Cost of War Report</b>			
<b>Operation and Maintenance</b>	<b>Budget Line Item Title</b>	<b>Budget Line Item</b>	<b>Total Obligations</b>
21 2015/2015 2020 Operation and Maintenance, Army	Operating Forces	01	163,202
21 2015/2015 2020 Operation and Maintenance, Army	Training and Recruiting	03	26,705
21 2015/2015 2080 Operation and Maintenance, Army Reserve	Operating Forces	01	25,904
21 2015/2015 2065 Operation and Maintenance, Army Natl Guard	Operating Forces	01	80,397
17 2015/2015 1804 Operation and Maintenance, Navy	Operating Forces	01	312,776
17 2015/2015 1806 Operation and Maintenance, Navy Reserve	Operating Forces	01	11,619
17 2015/2015 1106 Operation and Maintenance, Marine Corps	Operating Forces	01	44,958
17 2015/2015 1107 Operation and Maintenance, USMC Reserve	Operating Forces	01	2,633
57 2015/2015 3400 Operation and Maintenance, Air Force	Operating Forces	01	214,607
57 2015/2015 3400 Operation and Maintenance, Air Force	Training and Recruiting	03	17,011
57 2015/2015 3740 Operation and Maintenance, Air Force Reserve	Operating Forces	01	39,486
<b>Military Readiness Totals</b>			<b>939,298</b>