

COST OF WAR Through July 31, 2017

TOTAL COST

Since September 11, 2001, the Department of Defense (DoD) has obligated **\$1,469.4 billion** for war-related costs:

BREAKDOWN BY OPERATION since September 11, 2001

The **\$1,469.4 billion** breakdown by operation is:

	% of Total
<i>Current Contingencies (\$153.7 billion):</i>	
• Operation FREEDOM'S SENTINEL (OFS):	\$107.6 billion (7%)
• Operation INHERENT RESOLVE (OIR):	\$18.5 billion (1%)
• Operation NOBLE EAGLE (ONE):	\$27.6 billion (2%)
<i>Prior Year Contingencies (\$1,315.7 billion):</i>	
• Operation IRAQI FREEDOM (OIF)/NEW DAWN (OND):	\$731.0 billion (50%)
• Operation ENDURING FREEDOM (OEF):	\$584.7 billion (40%)

AVERAGE MONTHLY SPENDING

• The <u>average monthly spending</u> for <u>all</u> Operations:	\$4.2 billion (during FY 2017)
• The average monthly spending for OFS :	\$3.7 billion (88%)
• The average monthly spending for OIR :	\$0.7 billion (17%)
• The average monthly spending for OIF/OND :	\$<0.1 billion (<1%)
• The average monthly spending for OEF :	\$-0.2 billion (-5%)
• The average monthly spending for ONE :	\$<0.1 billion (<1%)

** The negative average monthly spending amounts result from normal deobligations and adjustments made within the fiscal year to properly align costs to the appropriate contingency operation.*

TALKING POINTS

- The international combat mission, Operation ENDURING FREEDOM (OEF), formally ended on December 31, 2014. Operation FREEDOM'S SENTINEL (OFS) began on January 1, 2015. OFS continues the train, advise, and assist mission of the Afghanistan National Defense and Security Forces (ANDSF) at the corps and Ministry of Defense level, as well as with the Ministry of the Interior. The DoD has approximately 8,400 military personnel in Afghanistan.
 - The focus is on those processes associated with financial management, human resource management, force sustainment (logistics), and command and control. This includes a significant effort to further integrate and enhance aviation capabilities and intelligence support into the operations of the ANDSF.
 - Additionally, approximately 6,800 North Atlantic Treaty Organization (NATO) troops and troops from non-NATO coalition nations remain in Afghanistan to conduct the NATO-led Resolute Support (RS) mission.
- Operation INHERENT RESOLVE (OIR) began in August 2014, as a military air power intervention in Iraq and Syria in response to the threat posed by the Islamic State of Iraq and Syria (ISIS). The DoD has approximately 5,600 military personnel in Iraq and Syria.
 - The OIR campaign seeks to deny and degrade ISIS through precision airstrikes and intelligence collection, disrupt the flow of foreign forces, and build partner capacity.
 - Efforts include working with and through the Government of Iraq's (GoI) Iraqi Security Forces (ISF) in Iraq and Vetted Syrian Opposition (VSO) forces in Syria to build key security force capabilities, help professionalize their security forces, and promote stability in the region.

WHAT IS THE MONEY BEING SPENT ON?

- War-related operational costs, such as operating tempo, training, overseas facilities and base support, equipment maintenance, and communications, and replacement of combat losses and enhancements.
- Support for deployed troops, which includes food, clothing, and health/medical services, special pay and benefits for troops in the field.
- Transportation of personnel and equipment, including airlift and sealift into and out of the theater of operations and support payments for the ANDSF and coalition partners.

Cost of War Update as of July 31, 2017

Cost Estimate for Report

**The cost to the Department of Defense to prepare and assemble this report
is approximately \$180,000 for FY 2017.**

Reference ID: 9-73F38AB

Department of Defense Cost of War as of July 31, 2017

(Dollars in Billions)

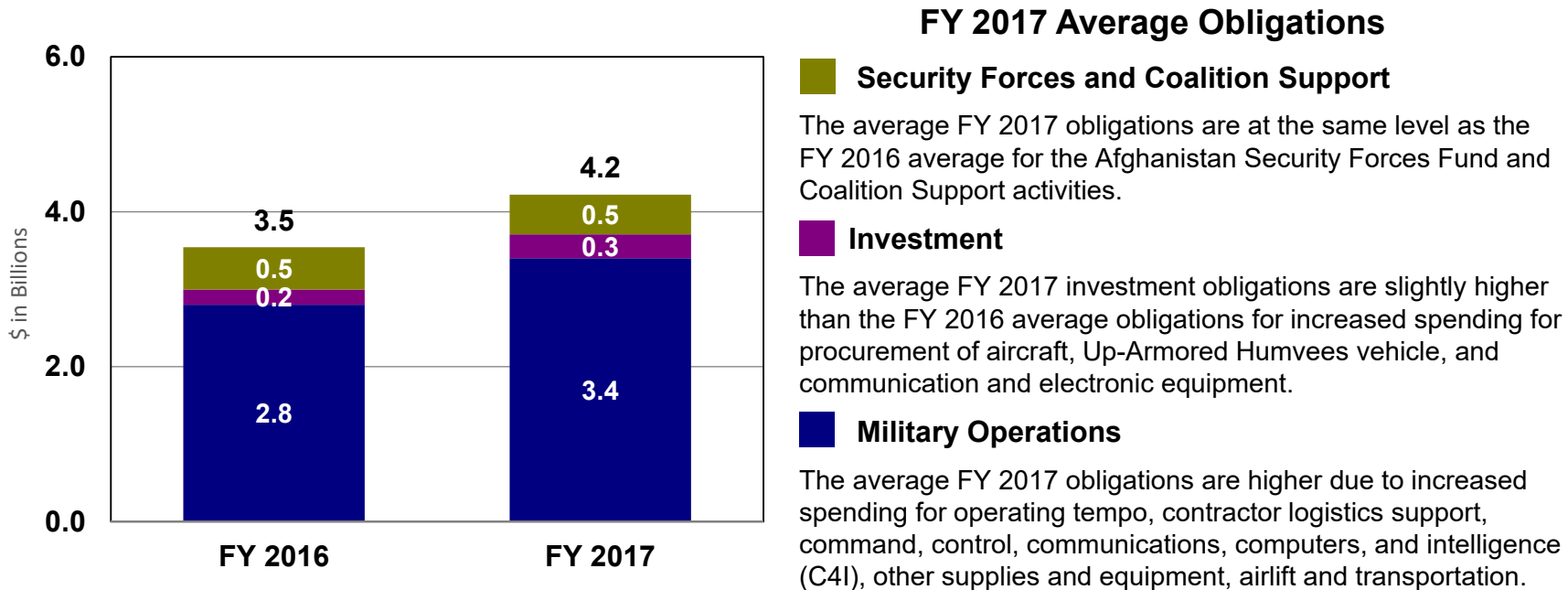
By Operation	Total FY 2016 ⁽¹⁾	FY 2017			Total Since 9/11
		July 2017	Cumulative 2017 ⁽²⁾	Monthly Avg.	
IRAQI FREEDOM (OIF)/NEW DAWN (OND) ⁽¹⁾ /Post-OND Iraq Activities	-2.1	--	0.3	--	731.0
INHERENT RESOLVE (OIR)	6.0	1.4	6.4	0.7	18.5
Subtotal OIF/OND/OIR	3.9	1.4	6.7	0.7	749.5
ENDURING FREEDOM (OEF) ⁽²⁾	-4.0	--	-2.0	-0.2	584.7
FREEDOM'S SENTINEL (OFS)	41.8	4.8	33.4	3.7	107.6
Subtotal OEF/OFS	37.8	4.8	31.4	3.5	692.3
NOBLE EAGLE (ONE)	<0.1	<0.1	<0.1	<0.1	27.6
TOTAL	41.7	6.2	38.1	4.2	1,469.4

Totals may not add due to rounding

- (1) The totals in the FY 2016 column for Operation NEW DAWN (OND) and Operation ENDURING FREEDOM (OEF) reflect the cumulative total of downward adjustments posted to prior year accounts and adjustments between operations (e.g., OEF transfers to OFS and OIR for proper alignment).
- (2) The OEF total in the cumulative 2017 column reflects Army corrections posted in prior years: Army transferred \$1.4 billion from OEF to OFS in Military Personnel costs and posted prior year de-obligations in Procurement accounts the netted to \$0.6 billion for a total decrease of \$2.0 billion.

*Source: Defense Finance and Accounting Service, Cost of War Monthly Report
Data as of July 31, 2017*

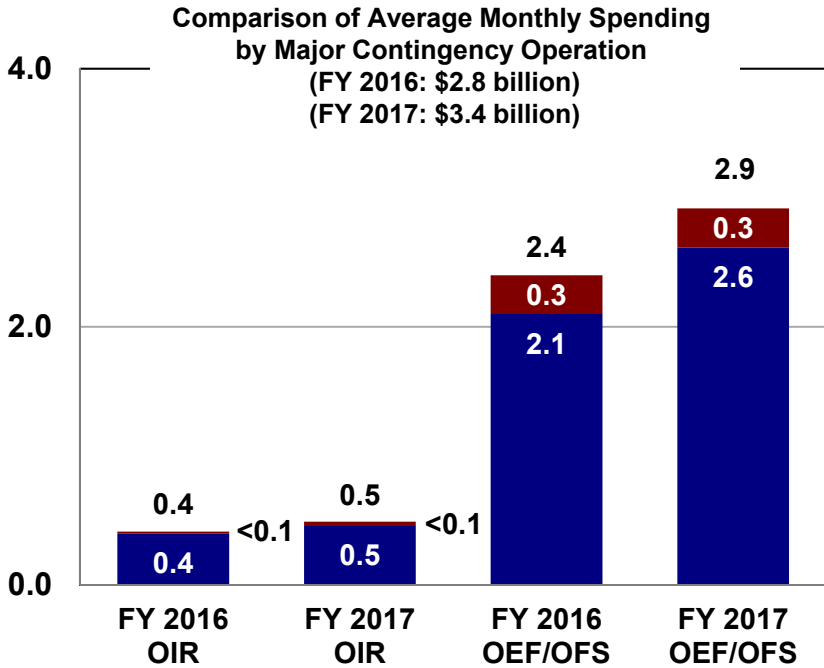
FY 2017 Obligations for Contingency Operations Comparison of OIF/OND/OIR/OEF/OFS “Average Monthly Spending” — All Years (Dollars in Billions)



Totals may not add due to rounding

*Note: Obligation data does not include non-DoD classified programs and less than \$<0.1 billion from base funded Operation NOBLE EAGLE (ONE)
Source: Defense Finance and Accounting Service, Cost of War Monthly Report
Data as of July 31, 2017*

FY 2017 Obligations for Military Operations Comparison of OIF/OND/OIR/OEF/OFS “Average Monthly Spending” — All Years (Dollars in Billions)



FY 2017 Average Obligations

■ Military Personnel

(FY 2016: \$0.3 billion; FY 2017: \$0.3 billion)

OIR: The average obligations are at the same level with the exception of slight increases in spending for reserve components called to active duty and subsistence.

OEF/OFS: The average obligations are at the same level with the exception of slight increases in spending for reserve components called to active duty, imminent danger or hostile fire pay, and hardship duty pay.

■ Operation and Maintenance (includes Working Capital Funds)

(FY 2016: \$2.5 billion; FY 2017: \$3.1 billion)

OIR: The average obligations are slightly higher due to increased spending in operating tempo, other supplies and equipment, and C4I.

OEF/OFS: The average obligations are higher due to increased spending for C4I, contractor logistics support, operating tempo, other supplies and equipment, airlift, and transportation.

The FY 2017 average monthly spending for military operations is \$3.4 billion up from June’s reported \$2.9 billion.

Totals may not add due to rounding

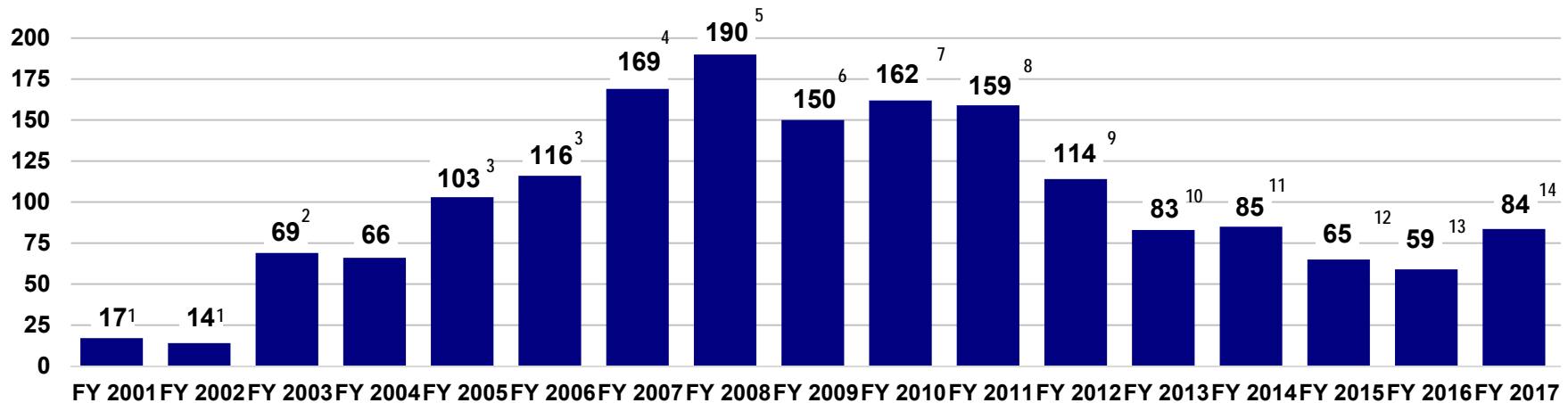
*Note: Obligation data does not include non-DoD classified programs and less than \$<0.1 billion from base funded Operation NOBLE EAGLE (ONE)
Source: Defense Finance and Accounting Service, Cost of War Monthly Report.
Data as of July 31, 2017*

Cost of War Backup Detail

Funding Appropriated through War-related Requests

FY 2001 – FY 2017 (\$1,705B)

(Dollars in Billions)



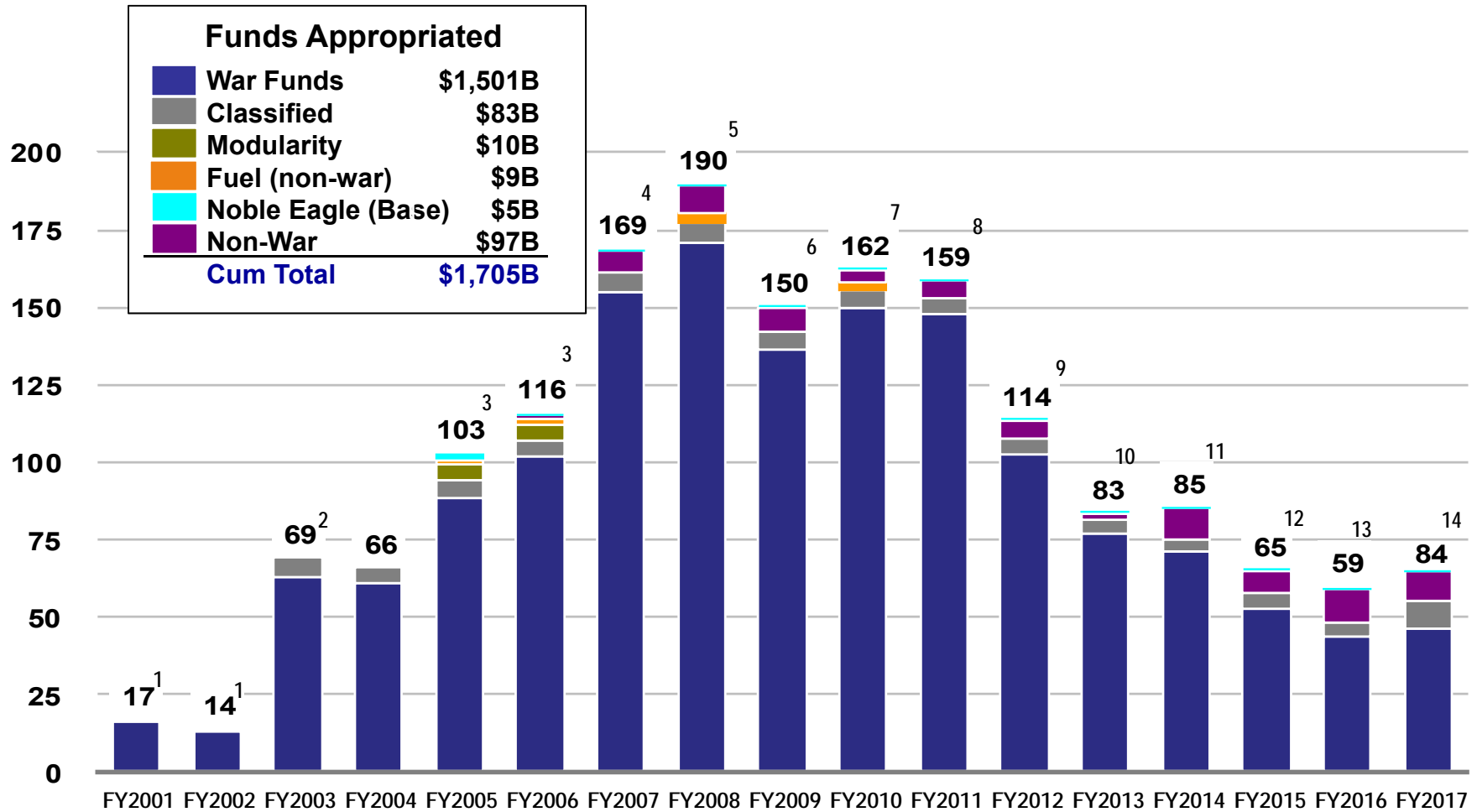
- 1/ FY 2001 includes \$3.5B of funds appropriated in the FY 2002 Supplemental (PL 107-117) as that is the year where the obligations were incurred. Authorization for the obligation of these funds was provided in the FY 2001 Supplemental (PL 107-38), which provided \$40B to OMB's Emergency Response Program for response to the 9/11 terrorist attacks on the United States
- 2/ FY 2003 reflects a rescission of \$3.5B of Iraq Freedom Funds enacted in the FY 2004 DoD Appropriations Act (PL 108-87)
- 3/ FY 2005 reflects \$25B appropriated in FY 2004 for FY 2005 war-related costs (Title IX Bridge) (PL 108-287); reflects \$3B appropriated in PLs 108-324, 109-61, and 109-62 for Hurricane Disaster Relief
- 4/ FY 2007 includes \$3B appropriated in GWOT Emergency Supplemental (PL 110-28) for BRAC
- 5/ FY 2008 includes \$16.8B appropriated for the Mine Resistant Ambush Protected Transfer Fund (PL 110-92 (\$5.2B)) and (PL 110-116 (\$11.6B)); also includes \$0.143B rescission enacted in the FY 2009 Supplemental but applicable to the FY 2008 OCO; does not reflect the \$3B rescission in PL 110-252 section 8003 applied to baseline programs
- 6/ FY 2009 does not reflect \$4.5B of rescissions enacted in the FY 2009 Supplemental that were applied to the Department's baseline programs; however, FY 2009 reflects \$0.1B of rescissions enacted in PL 113-6 (see note 10)
- 7/ FY 2010 reflects \$0.5B of rescissions enacted in the FY 2010 Supplemental, Education, Jobs, & Medicaid Assistance (PL 111-226), that were applied to the Department's FY 2010 OCO amounts; also, FY 2010 reflects \$0.6B of rescissions enacted in PL 112-74 (see note 9)
- 8/ FY 2011 reflects the FY 2011 Department of Defense and Full Year Continuing Appropriations Act (PL 112-10); also, FY 2011 reflects \$0.2B of rescissions enacted in PL 113-6 (see note 10) and \$0.1B of FY 2013 sequestered amount
- 9/ FY 2012 reflects the \$116B appropriated in the FY 2012 Consolidated Appropriations Act (PL 112-74) and does not reflect the \$0.6B of rescissions enacted in PL 112-74 that were applied to the Department's FY 2010 OCO programs; however, FY 2012 reflects \$1.7B of rescissions enacted in PL 113-6 (see note 10) and \$0.5B of FY 2013 sequestered amount
- 10/ FY 2013 reflects the Consolidated and Further Continuing Appropriations Act (PL 113-6) and does not reflect the \$0.1B, \$0.2B, and \$1.7B of rescissions enacted in PL 113-6 that were applied to the Department's FYs 2009, 2011, and 2012 OCO programs, respectively; however, FY 2013 reflects \$5.5B of FY 2013 sequestered amount
- 11/ FY 2014 reflects the Consolidated Appropriations Act (PL 113-76) and does not reflect the \$0.1B of rescissions enacted in PL 113-76 that were applied to the Department's FYs 2009 (\$0.05B) and 2013 (\$0.09B) in OCO programs, respectively
- 12/ FY 2015 reflects the Consolidated and Further Continuing Appropriations Act (PL 113-235) and does not reflect the \$1.2B of rescissions enacted in PL 113-235 that were applied to the Department's FYs 2014 (\$1.2B) and FY 2013 (\$0.007B) in OCO programs, respectively. Excludes Ebola emergency supplemental funds received in Title X for \$112 million
- 13/ FY 2016 reflects the Consolidated Appropriations Act, 2016 (PL 114-113) and does not reflect the \$0.4 of recessions enacted in PL 114-113 that were applied to FY 2015 Afghanistan Security Forces Fund
- 14/ FY 2017 reflects the Continuing Appropriations and the Military Construction, Veterans Affairs, and Related Agencies Appropriations Act, 2017 (Public Law (P.L.) 114-223) September 29, 2016 (\$172 million), the Further Continuing and Security Assistance Appropriations Act, 2017 (P.L. 114-254), December 10, 2016, (\$5.8 billion), and the Consolidated Appropriations Act of 2017 (P.L. 115-31) May 5, 2017, \$76.8 billion -Title IX and Title X.

Note: Includes funding for OIF/OND/OIR, OEF/OFS, and ONE. Beginning in FY 2005, ONE is funded in the DoD baseline. Totals may not add due to rounding
 Source: Department of Defense Appropriations Acts Data as of July 31, 2017

Funding Appropriated through War-related Requests

FY 2001 – FY 2017 (\$1,705B)

(Dollars in Billions)



Explanations for footnotes 1-14 are provided on Slide 12

Totals may not add due to rounding

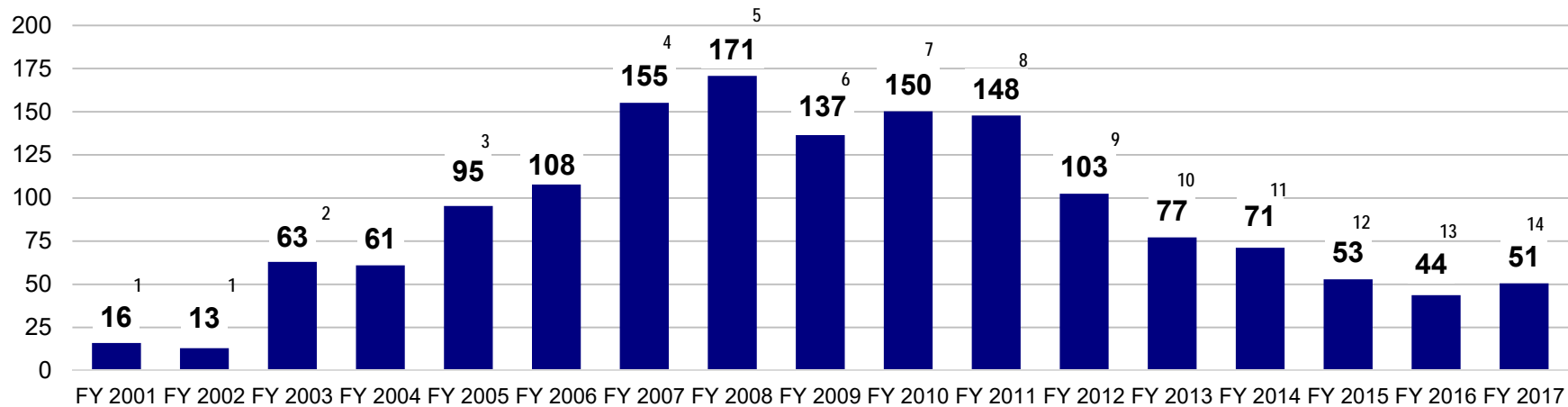
Note: Includes funding for OIF/OND/OIR, OEF/OFS, and ONE. Beginning in FY 2005, ONE is funded in the DoD baseline.

Source: Department of Defense Appropriations Acts

Data as of July 31, 2017

Funding Appropriated through War-related Requests FY 2001 – FY 2017 (\$1,515B)

Excludes Non-DoD Classified and Non-War Costs (\$190B)
(Dollars in Billions)



- 1/ FY 2001 includes \$3.5B of funds appropriated in the FY 2002 Supplemental (PL 107-117) as that is the year where the obligations were incurred. Authorization for the obligation of these funds was provided in the FY 2001 Supplemental (PL 107-38), which provided \$40B to OMB's Emergency Response Program for response to the 9/11 terrorist attacks on the United States
- 2/ FY 2003 reflects a rescission of \$3.5B of Iraq Freedom Funds enacted in the FY 2004 DoD Appropriations Act (PL 108-87)
- 3/ FY 2005 reflects \$25B appropriated in FY 2004 for FY 2005 war-related costs (Title IX Bridge) (PL 108-287); reflects \$3B appropriated in PLs 108-324, 109-61, and 109-62 for Hurricane Disaster Relief
- 4/ FY 2007 includes \$3B appropriated in GWOT Emergency Supplemental (PL 110-28) for BRAC
- 5/ FY 2008 includes \$16.8B appropriated for the Mine Resistant Ambush Protected Transfer Fund (PL 110-92 (\$5.2B)) and (PL 110-116 (\$11.6B)); also includes \$0.143B rescission enacted in the FY 2009 Supplemental but applicable to the FY 2008 OCO; does not reflect the \$3B rescission in PL 110-252 section 8003 applied to baseline programs
- 6/ FY 2009 does not reflect \$4.5B of rescissions enacted in the FY 2009 Supplemental that were applied to the Department's baseline programs; however, FY 2009 reflects \$0.1B of rescissions enacted in PL 113-6 (see note 10)
- 7/ FY 2010 reflects \$0.5B of rescissions enacted in the FY 2010 Supplemental, Education, Jobs, & Medicaid Assistance (PL 111-226), that were applied to the Department's FY 2010 OCO amounts; also, FY 2010 reflects \$0.6B of rescissions enacted in PL 112-74 (see note 9)
- 8/ FY 2011 reflects the FY 2011 Department of Defense and Full Year Continuing Appropriations Act (PL 112-10); also, FY 2011 reflects \$0.2B of rescissions enacted in PL 113-6 (see note 10) and \$0.1B of FY 2013 sequestered amount
- 9/ FY 2012 reflects the \$116B appropriated in the FY 2012 Consolidated Appropriations Act (PL 112-74) and does not reflect the \$0.6B of rescissions enacted in PL 112-74 that were applied to the Department's FY 2010 OCO programs; however, FY 2012 reflects \$1.7B of rescissions enacted in PL 113-6 (see note 10) and \$0.5B of FY 2013 sequestered amount
- 10/ FY 2013 reflects the Consolidated and Further Continuing Appropriations Act (PL 113-6) and does not reflect the \$0.1B, \$0.2B, and \$1.7B of rescissions enacted in PL 113-6 that were applied to the Department's FYs 2009, 2011, and 2012 OCO programs, respectively; however, FY 2013 reflects \$5.5B of FY 2013 sequestered amount
- 11/ FY 2014 reflects the Consolidated Appropriations Act (PL 113-76) and does not reflect the \$0.1B of rescissions enacted in PL 113-76 that were applied to the Department's FYs 2009 (\$0.05B) and 2013 (\$0.09B) in OCO programs, respectively
- 12/ FY 2015 reflects the Consolidated and Further Continuing Appropriations Act (PL 113-235) and does not reflect the \$1.2B of rescissions enacted in PL 113-235 that were applied to the Department's FYs 2014 (\$1.2B) and FY 2013 (\$0.007B) in OCO programs, respectively. Excludes Ebola emergency supplemental funds received in Title X for \$112 million
- 13/ FY 2016 reflects the Consolidated Appropriations Act, 2016 (PL 114-113) and does not reflect the \$0.4 of recessions enacted in PL 114-113 that were applied to FY 2015 Afghanistan Security Forces Fund
- 14/ FY 2017 reflects the Continuing Appropriations and the Military Construction, Veterans Affairs, and Related Agencies Appropriations Act, 2017 (Public Law (P.L.) 114-223) September 29, 2016 (\$172 million), the Further Continuing and Security Assistance Appropriations Act, 2017 (P.L. 114-254), December 10, 2016, (\$5.8 billion), and the Consolidated Appropriations Act of 2017 (P.L. 115-31) May 5, 2017, \$76.8 billion - Title IX and Title X less the European Reassurance Initiative, Classified Activities, and other non War appropriated amounts..

Note: Includes funding for OIF/OND/OIR, OEF/OFS, and ONE. Beginning in FY 2005, ONE is funded in the DoD baseline.
Source: Department of Defense Appropriations Acts Data as of July 31, 2017

Totals may not add due to rounding

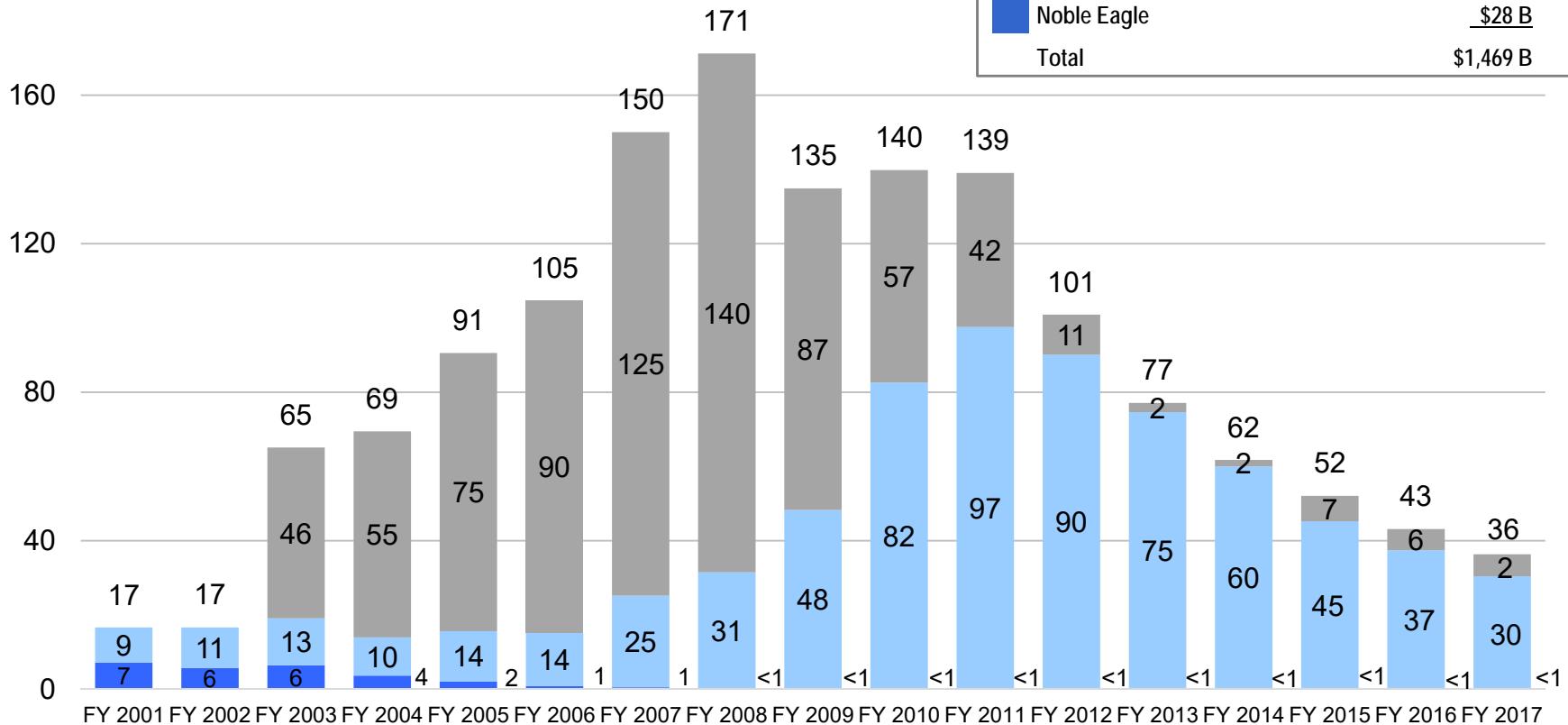
Department of Defense Cost of War

Total War-related Obligations by Year Appropriated

(Dollars in Billions)

War-related Obligations

Iraq (OIF/OND/Post-OND Iraq Activities)/(OIR)	\$749 B
Afghanistan (OEF)/(OFS)	\$692 B
Noble Eagle	\$28 B
Total	\$1,469 B

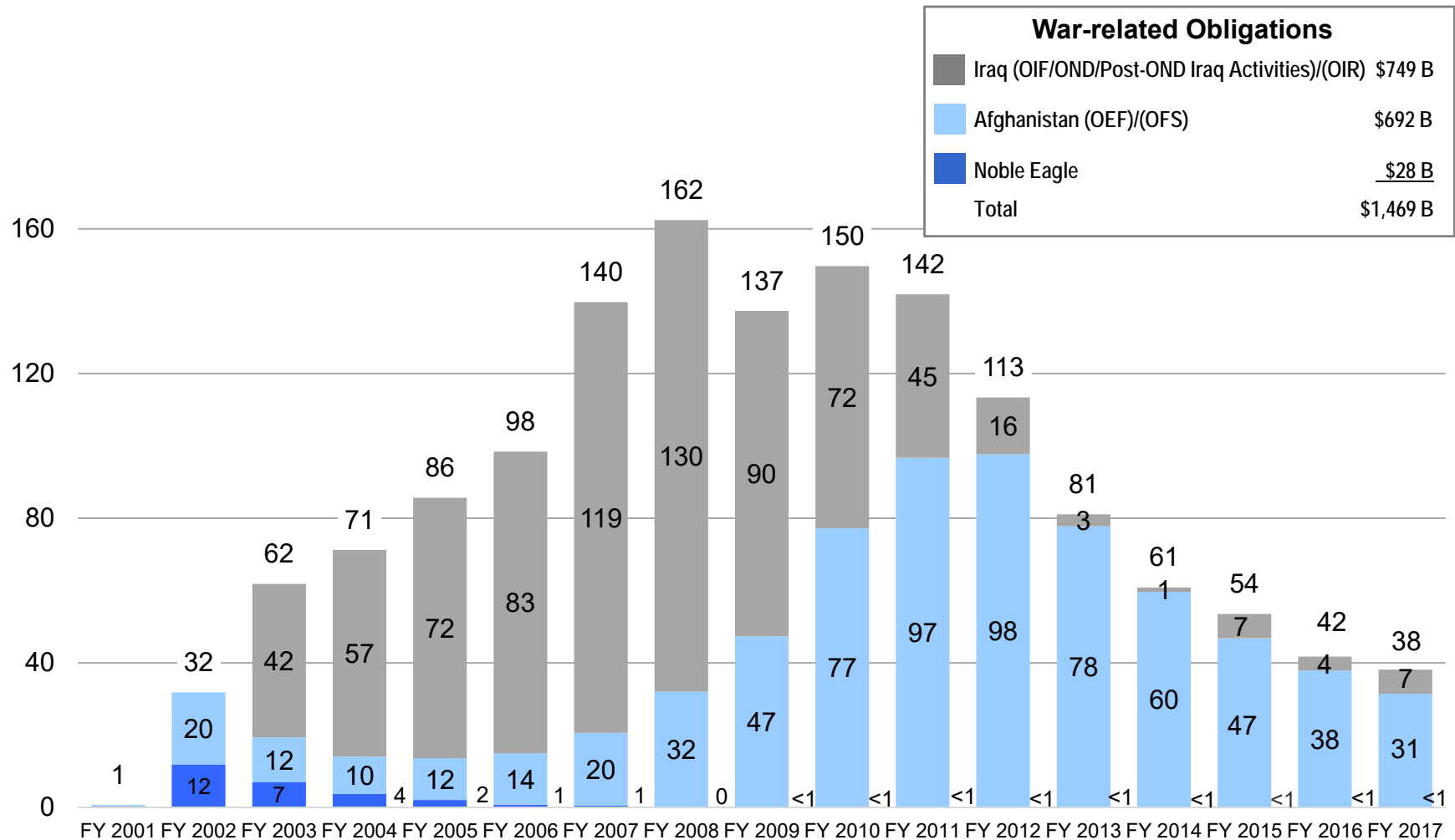


Note: Obligation data shown against year funds obligated. Does not include non-DoD classified programs.
 Source: Defense Finance and Accounting Service, Cost of War Monthly Report
 Data as of July 31, 2017

Totals may not add due to rounding

Department of Defense Cost of War

Total War-related Obligations by Year Incurred



War-related Obligations	
Iraq (OIF/OND/Post-OND Iraq Activities)/(OIR)	\$749 B
Afghanistan (OEF)/(OFS)	\$692 B
Noble Eagle	\$28 B
Total	\$1,469 B

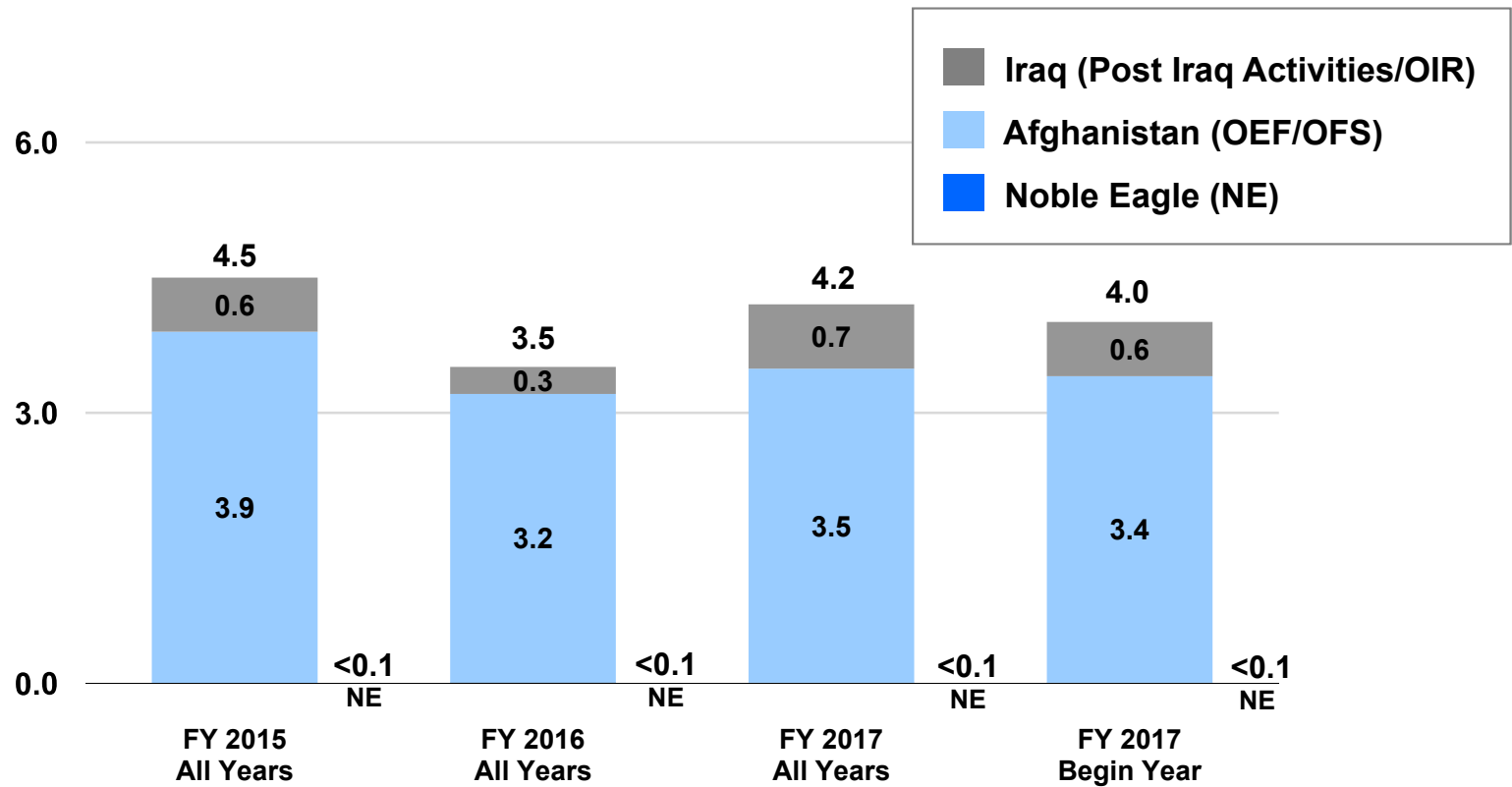
Note: Obligation data shown against year funds obligated. Does not include non-DoD classified programs.
 Source: Defense Finance and Accounting Service, Cost of War Monthly Report
 Data as of July 31, 2017

Totals may not add due to rounding

FY 2017 Obligations for Contingency Operations

Comparison of OIF/OND/Post-OND Iraq Activities/OIR OEF/OFS/ONE

“Average Monthly Spending”



*Note: Obligation data does not include non-DoD classified programs.
Source: Defense Finance and Accounting Service, Cost of War Monthly Report
Data as of July 31, 2017*

Totals may not add due to rounding

Explanatory Footnotes for Slide 7

1/ FY 2001 includes \$3.5B of funds appropriated in the FY 2002 Supplemental (PL 107-117) as that is the year where the obligations were incurred. Authorization for the obligation of these funds was provided in the FY 2001 Supplemental (PL 107-38), which provided \$40B to OMB's Emergency Response Program for response to the 9/11 terrorist attacks on the United States

2/ FY 2003 reflects a rescission of \$3.5B of Iraq Freedom Funds enacted in the FY 2004 DoD Appropriations Act (PL 108-87)

3/ FY 2005 reflects \$25B appropriated in FY 2004 for FY 2005 war-related costs (Title IX Bridge) (PL 108-287); reflects \$3B appropriated in PLs 108-324, 109-61, and 109-62 for Hurricane Disaster Relief

4/ FY 2007 includes \$3B appropriated in GWOT Emergency Supplemental (PL 110-28) for BRAC

5/ FY 2008 includes \$16.8B appropriated for the Mine Resistant Ambush Protected Transfer Fund (PL 110-92 (\$5.2B)) and (PL 110-116 (\$11.6B)); also includes \$0.143B rescission enacted in the FY 2009 Supplemental but applicable to the FY 2008 OCO; does not reflect the \$3B rescission in PL 110-252 section 8003 applied to baseline programs

6/ FY 2009 does not reflect \$4.5B of rescissions enacted in the FY 2009 Supplemental that were applied to the Department's baseline programs; however, FY 2009 reflects \$0.1B of rescissions enacted in PL 113-6 (see note 10)

7/ FY 2010 reflects \$0.5B of rescissions enacted in the FY 2010 Supplemental, Education, Jobs, & Medicaid Assistance (PL 111-226), that were applied to the Department's FY 2010 OCO amounts; also, FY 2010 reflects \$0.6B of rescissions enacted in PL 112-74 (see note 9)

8/ FY 2011 reflects the FY 2011 Department of Defense and Full Year Continuing Appropriations Act (PL 112-10); also, FY 2011 reflects \$0.2B of rescissions enacted in PL 113-6 (see note 10) and \$0.1B of FY 2013 sequestered amount

9/ FY 2012 reflects the \$116B appropriated in the FY 2012 Consolidated Appropriations Act (PL 112-74) and does not reflect the \$0.6B of rescissions enacted in PL 112-74 that were applied to the Department's FY 2010 OCO programs; however, FY 2012 reflects \$1.7B of rescissions enacted in PL 113-6 (see note 10) and \$0.5B of FY 2013 sequestered amount

10/ FY 2013 reflects the Consolidated and Further Continuing Appropriations Act (PL 113-6) and does not reflect the \$0.1B, \$0.2B, and \$1.7B of rescissions enacted in PL 113-6 that were applied to the Department's FYs 2009, 2011, and 2012 OCO programs, respectively; however, FY 2013 reflects \$5.5B of FY 2013 sequestered amount

11/ FY 2014 reflects the Consolidated Appropriations Act (PL 113-76) and does not reflect the \$0.1B of rescissions enacted in PL 113-76 that were applied to the Department's FYs 2009 (\$0.05B) and 2013 (\$0.09B) in OCO programs, respectively

12/ FY 2015 reflects the Consolidated and Further Continuing Appropriations Act (PL 113-235) and does not reflect the \$1.2B of rescissions enacted in PL 113-235 that were applied to the Department's FYs 2014 (\$1.2B) and FY 2013 (\$0.007B) in OCO programs, respectively. Excludes Ebola emergency supplemental funds received in Title X for \$112 million

13/ FY 2016 reflects the Consolidated Appropriations Act, 2016 (PL 114-113) and does not reflect the \$0.4 of recessions enacted in PL 114-113 that were applied to FY 2015 Afghanistan Security Forces Fund

14/ FY 2017 reflects the Continuing Appropriations and the Military Construction, Veterans Affairs, and Related Agencies Appropriations Act, 2017 (Public Law (P.L.) 114-223) September 29, 2016 (\$172 million), the Further Continuing and Security Assistance Appropriations Act, 2017 (P.L. 114-254), December 10, 2016, (\$5.8 billion), and the Consolidated Appropriations Act of 2017 (P.L. 115-31) May 5, 2017, \$76.8 billion - Title IX (\$62,676.324 million (excluding \$854.324 million of rescissions) and Title X (\$14,752.267 million).

DEPARTMENT OF DEFENSE (DoD)
ESTIMATE OF COST OF WAR REPORT

As of July 31, 2017

Cost Estimate for Report

The cost to the Department of Defense to prepare and assemble this report is approximately \$181,000 for FY 2017.

Reference ID: 9-7F4BED9

**Cost of War Report
July 31, 2017**

Table of Contents

<u>Title of Report</u>	<u>Page</u>
Summary Cost of War Obligations by Component, Appropriation and Operation	1
Military Personnel Subsidiary Report	
Fiscal Years 2007 – 2017 All Appropriations (Cost Breakdown Structure)	9
Fiscal Year 2017 All Appropriations (Cost Breakdown Structure)	14
Operation and Maintenance Subsidiary Report	
Fiscal Years 2007- 2017 All Appropriations (Cost Breakdown Structure)	17
Fiscal Year 2017 All Appropriations (Cost Breakdown Structure)	29
FY 2017 Cost of War for FY 2017 Appropriations	41
FY 2017 Cost of War for FY 2016 Appropriations	46
FY 2017 Cost of War for FY 2015 Appropriations	51

**Summary Cost of War Obligations by Component, Appropriation and
Operation**

COST OF WAR
Summary Obligations by Component, Appropriation and Operation
Fiscal Year 2007 - 2017
(Amounts in Thousands)
As of July 31, 2017

Appropriation	Operation New Dawn (OND) / Post-OND Iraq Activities		Operation Enduring Freedom		Operation Freedom's Sentinel		Operation Noble Eagle		Operation Inherent Resolve		Summary	
	Obligations July 2017	Obligations Year To Date	Obligations July 2017	Obligations Year To Date	Obligations July 2017	Obligations Year To Date	Obligations July 2017	Obligations Year To Date	Obligations July 2017	Obligations Year To Date	Obligations July 2017	Obligations Year To Date
DoD Total	-2,588	295,643	40,636	-1,987,164	4,782,955	33,339,706	7,374	75,628	1,369,093	6,425,787	6,197,470	38,149,600
Counter-ISIL Train and Equip Fund	0	0	0	0	0	0	0	0	148,836	148,934	148,836	148,934
Military Personnel	0	-42	-2	-1,360,638	276,844	4,088,275	3,051	29,552	34,404	308,069	314,297	3,065,216
Operation and Maintenance	-2,222	-37,906	-18,845	89,395	3,463,928	23,912,387	4,323	46,076	710,955	4,503,029	4,158,139	28,512,981
Afghanistan Security Forces Fund	0	0	-46	-121,274	640,478	3,013,312	0	0	0	0	640,432	2,892,038
Iraq Security Forces Fund	0	-8,147	0	0	0	0	0	0	0	0	0	-8,147
Afghanistan Infrastructure Fund	0	0	-5,194	-205	0	0	0	0	0	0	-5,194	-205
Iraq Train and Equip Fund	0	0	0	0	0	0	0	0	-40,780	569,326	-40,780	569,326
Procurement	-28	347,269	63,490	-649,699	320,864	1,957,072	0	0	465,095	790,719	849,421	2,445,361
Joint Improvised Explosive Device Defeat Fund	-338	-600	-799	-25,898	73,836	305,093	0	0	0	0	72,699	278,595
Research, Development, Test and Evaluation	0	-4,931	-560	3,317	6,983	59,634	0	0	50,583	105,710	57,006	163,730
Revolving and Management Funds	0	0	508	54,349	0	3,766	0	0	0	0	508	58,115
Military Construction	0	0	2,084	23,489	22	167	0	0	0	0	2,106	23,656
Army Total	-2,286	315,542	-10,577	-2,466,026	2,628,626	17,605,003	4,441	56,301	606,797	2,715,179	3,227,001	18,225,999
Counter-ISIL Train and Equip Fund	0	0	0	0	0	0	0	0	148,836	148,934	148,836	148,934
Military Personnel	0	-42	-2	-1,360,638	174,328	3,092,953	2,147	22,569	20,324	178,480	196,797	1,933,322
Operation and Maintenance	-1,948	-29,388	-4,537	-138,422	1,587,077	9,768,770	2,294	33,732	418,816	1,676,235	2,001,702	11,310,927
Afghanistan Security Forces Fund	0	0	-46	-121,274	640,478	3,013,312	0	0	0	0	640,432	2,892,038
Iraq Security Forces Fund	0	-8,147	0	0	0	0	0	0	0	0	0	-8,147
Afghanistan Infrastructure Fund	0	0	-5,194	-205	0	0	0	0	0	0	-5,194	-205
Iraq Train and Equip Fund	0	0	0	0	0	0	0	0	-40,780	569,326	-40,780	569,326
Procurement	0	358,488	0	-842,219	220,536	1,505,333	0	0	11,501	43,139	232,037	1,064,741
Joint Improvised Explosive Device Defeat Fund	-338	-600	-799	-25,898	-776	166,827	0	0	0	0	-1,913	140,329
Research, Development, Test and Evaluation	0	-4,769	0	4,513	6,983	57,808	0	0	48,100	99,065	55,083	156,617
Military Construction	0	0	1	18,117	0	0	0	0	0	0	1	18,117
Navy/Marine Corps Total	-185	-9,981	55,552	609,528	819,489	5,123,623	0	0	72,521	814,668	947,377	6,537,838
Navy Total	-1	-1,087	55,893	67,051	596,916	4,508,646	0	0	68,518	703,389	721,326	5,277,999
Military Personnel	0	0	0	0	34,439	290,684	0	0	2,414	22,345	36,853	313,029
Operation and Maintenance	0	0	0	0	549,094	4,101,001	0	0	5,826	448,990	554,920	4,549,991
Procurement	-1	-1,086	54,370	62,794	13,361	116,794	0	0	57,795	225,409	125,525	403,911
Research, Development, Test and Evaluation	0	-1	-560	-1,115	0	0	0	0	2,483	6,645	1,923	5,529
Military Construction	0	0	2,083	5,372	22	167	0	0	0	0	2,105	5,539
Marine Corps Total	-184	-8,894	-341	542,477	222,573	614,977	0	0	4,003	111,279	226,051	1,259,839
Military Personnel	0	0	0	0	8,000	79,581	0	0	389	3,443	8,389	83,024
Operation and Maintenance	-174	-8,776	-114	546,835	179,392	482,512	0	0	3,614	107,836	182,718	1,128,407
Procurement	-10	-118	-227	-4,358	35,181	52,884	0	0	0	0	34,944	48,408
Air Force Total	-92	-8,898	-8,099	-69,359	954,801	6,808,486	2,933	19,327	617,781	2,283,526	1,567,324	9,033,082
Military Personnel	0	0	0	0	60,077	625,057	904	6,983	11,277	103,801	72,258	735,841
Operation and Maintenance	-75	1,117	-12,129	-98,743	857,608	6,022,807	2,029	12,344	212,781	1,683,356	1,060,214	7,620,881
Procurement	-17	-10,015	4,030	29,446	37,116	160,622	0	0	393,723	496,369	434,852	676,422
Research, Development, Test and Evaluation	0	0	0	-62	0	0	0	0	0	0	0	-62

COST OF WAR
Summary Obligations by Component, Appropriation and Operation
Fiscal Year 2007 - 2017
(Amounts in Thousands)
As of July 31, 2017

Appropriation	Operation New Dawn (OND) / Post-OND Iraq Activities		Operation Enduring Freedom		Operation Freedom's Sentinel		Operation Noble Eagle		Operation Inherent Resolve		Summary	
	Obligations July 2017	Obligations Year To Date	Obligations July 2017	Obligations Year To Date	Obligations July 2017	Obligations Year To Date	Obligations July 2017	Obligations Year To Date	Obligations July 2017	Obligations Year To Date	Obligations July 2017	Obligations Year To Date
Defense Agencies Total	-25	-1,020	3,760	-61,307	380,039	3,802,594	0	0	71,994	612,414	455,768	4,352,681
Operation and Maintenance	-25	-859	-2,065	-220,275	290,757	3,537,297	0	0	69,918	586,612	358,585	3,902,775
Procurement	0	0	5,317	104,638	14,670	121,439	0	0	2,076	25,802	22,063	251,879
Joint Improvised Explosive Device Defeat Fund	0	0	0	0	74,612	138,266	0	0	0	0	74,612	138,266
Research, Development, Test and Evaluation	0	-161	0	-19	0	1,826	0	0	0	0	0	1,646
Revolving and Management Funds	0	0	508	54,349	0	3,766	0	0	0	0	508	58,115

COST OF WAR
Obligations by Component, Appropriation and Operation
Fiscal Year 2007 - 2017
(Amounts in Thousands)
As of July 31, 2017

Appropriation	Operation New Dawn (OND) / Post-OND Iraq Activities		Operation Enduring Freedom		Operation Freedom's Sentinel		Operation Noble Eagle		Operation Inherent Resolve		Summary	
	Obligations July 2017	Obligations Year to Date	Obligations July 2017	Obligations Year to Date	Obligations July 2017	Obligations Year to Date	Obligations July 2017	Obligations Year to Date	Obligations July 2017	Obligations Year to Date	Obligations July 2017	Obligations Year to Date
DoD Total	-2,588	295,643	40,636	-1,987,164	4,782,955	33,339,706	7,374	75,628	1,369,093	6,425,787	6,197,470	38,149,600
Army Total	-2,286	315,542	-10,577	-2,466,026	2,628,626	17,605,003	4,441	56,301	606,797	2,715,179	3,227,001	18,225,999
Army Active	-2,286	315,584	-10,575	-2,465,927	2,618,551	17,425,712	4,441	56,301	606,851	2,715,179	3,216,982	18,046,849
21 2017/2018 2099 Counter-ISIL Train and Equip Fund	0	0	0	0	0	0	0	0	148,836	148,934	148,836	148,934
21 2015/2015 2010 Military Personnel, Army	0	0	0	-1,360,276	0	1,360,276	0	0	0	0	0	0
21 2017/2017 2010 Military Personnel, Army	0	0	0	0	157,805	1,618,221	2,147	22,569	20,338	178,480	180,290	1,819,270
21 2012/2012 2020 Operation and Maintenance, Army	-1,900	-30,889	-3,066	-150,759	0	0	0	0	0	0	-4,966	-181,648
21 2013/2013 2020 Operation and Maintenance, Army	0	-28	-18	-5,118	0	0	0	0	0	0	-18	-5,146
21 2014/2014 2020 Operation and Maintenance, Army	-55	-56	-1,453	-73	0	0	0	0	0	0	-1,508	-129
21 2015/2015 2020 Operation and Maintenance, Army	0	2,577	0	17,265	-1,033	-33,885	0	0	0	0	-1,033	-14,043
21 2016/2016 2020 Operation and Maintenance, Army	7	-992	0	0	16,447	111	0	0	1	1	16,455	-880
21 2017/2017 2020 Operation and Maintenance, Army	0	0	0	0	1,578,111	9,737,709	2,294	33,732	418,855	1,676,234	1,999,260	11,447,675
21 2010/2012 2031 Aircraft Procurement, Army	0	-4,305	0	-36,941	0	0	0	0	0	0	0	-41,246
21 2011/2013 2031 Aircraft Procurement, Army	0	61,511	0	553,603	0	0	0	0	0	0	0	615,114
21 2012/2014 2031 Aircraft Procurement, Army	0	-116,595	0	97,666	0	0	0	0	0	0	0	-18,929
21 2013/2015 2031 Aircraft Procurement, Army	0	0	0	17,491	0	0	0	0	0	0	0	17,491
21 2014/2016 2031 Aircraft Procurement, Army	0	0	0	-31,185	0	0	0	0	0	0	0	-31,185
21 2015/2017 2031 Aircraft Procurement, Army	0	0	0	0	4,297	89,517	0	0	0	0	4,297	89,517
21 2016/2018 2031 Aircraft Procurement, Army	0	0	0	0	42,848	95,286	0	0	0	0	42,848	95,286
21 2017/2019 2031 Aircraft Procurement, Army	0	0	0	0	4,067	122,134	0	0	0	0	4,067	122,134
21 2010/2012 2032 Missile Procurement, Army	0	-262	0	-2,358	0	0	0	0	0	0	0	-2,620
21 2011/2013 2032 Missile Procurement, Army	0	-6	0	-60	0	0	0	0	0	0	0	-66
21 2012/2014 2032 Missile Procurement, Army	0	-12,085	0	11,632	0	0	0	0	0	0	0	-453
21 2013/2015 2032 Missile Procurement, Army	0	0	0	-133	0	0	0	0	0	0	0	-133
21 2014/2016 2032 Missile Procurement, Army	0	0	0	-3,246	0	0	0	0	0	0	0	-3,246
21 2015/2017 2032 Missile Procurement, Army	0	0	0	0	10,475	34,268	0	0	-3,673	6,797	6,802	41,065
21 2016/2018 2032 Missile Procurement, Army	0	0	0	0	0	0	0	0	144	21,275	144	21,275
21 2017/2019 2032 Missile Procurement, Army	0	0	0	0	60	2,435	0	0	0	0	60	2,435
21 2010/2012 2033 Procurement of Weapons & Tracked Vehicles	0	13	0	109	0	0	0	0	0	0	0	122
21 2011/2013 2033 Procurement of Weapons & Tracked Vehicles	0	5,611	0	50,496	0	0	0	0	0	0	0	56,107
21 2012/2014 2033 Procurement of Weapons & Tracked Vehicles	0	-3,169	0	2,923	0	0	0	0	0	0	0	-246
21 2016/2018 2033 Procurement of Weapons & Tracked Vehicles	0	0	0	0	3,956	259,952	0	0	0	0	3,956	259,952
21 2017/2019 2033 Procurement of Weapons & Tracked Vehicles	0	0	0	0	959	22,030	0	0	0	0	959	22,030
21 2010/2012 2034 Procurement of Ammunition, Army	0	-537	0	-4,839	0	0	0	0	0	0	0	-5,376
21 2011/2013 2034 Procurement of Ammunition, Army	0	-4,369	0	-39,316	0	0	0	0	0	0	0	-43,685
21 2012/2014 2034 Procurement of Ammunition, Army	0	-16,588	0	16,128	0	0	0	0	0	0	0	-460
21 2013/2015 2034 Procurement of Ammunition, Army	0	0	0	-455	0	0	0	0	0	0	0	-455
21 2014/2016 2034 Procurement of Ammunition, Army	0	0	0	-4	0	0	0	0	0	0	0	-4
21 2015/2017 2034 Procurement of Ammunition, Army	0	0	0	0	16,920	26,581	0	0	0	0	16,920	26,581
21 2016/2018 2034 Procurement of Ammunition, Army	0	0	0	0	0	430	0	0	0	0	430	27,854
21 2017/2019 2034 Procurement of Ammunition, Army	0	0	0	0	98	26,807	0	0	0	0	98	26,807
21 2009/2011 2035 Other Procurement, Army	0	763,774	0	7,866	0	0	0	0	0	0	0	771,640
21 2010/2012 2035 Other Procurement, Army	0	-142,809	0	-1,285,282	0	0	0	0	0	0	0	-1,428,091
21 2011/2013 2035 Other Procurement, Army	0	-23,128	0	-208,152	0	0	0	0	0	0	0	-231,280
21 2012/2014 2035 Other Procurement, Army	0	-148,568	0	9,036	0	0	0	0	0	0	0	-139,532
21 2013/2015 2035 Other Procurement, Army	0	0	0	-6,921	0	0	0	0	0	0	0	-6,921
21 2014/2016 2035 Other Procurement, Army	0	0	0	9,723	0	0	0	0	0	0	0	9,723
21 2015/2017 2035 Other Procurement, Army	0	0	0	0	832	65,946	0	0	0	0	832	65,946
21 2016/2018 2035 Other Procurement, Army	0	0	0	0	4,012	295,014	0	0	0	37	4,012	295,051
21 2017/2019 2035 Other Procurement, Army	0	0	0	0	131,582	437,509	0	0	15,030	15,030	146,612	452,539
21 2011/2012 2040 Research, Development, Test, and Eval, Army	0	-1,583	0	-14,245	0	0	0	0	0	0	0	-15,828
21 2012/2013 2040 Research, Development, Test, and Eval, Army	0	-1,851	0	1,641	0	0	0	0	0	0	0	-210
21 2013/2014 2040 Research, Development, Test, and Eval, Army	0	-1,335	0	17,117	0	0	0	0	0	0	0	15,782

COST OF WAR
Obligations by Component, Appropriation and Operation
Fiscal Year 2007 - 2017
(Amounts in Thousands)
As of July 31, 2017

	Operation New Dawn (OND) / Post-OND Iraq Activities		Operation Enduring Freedom		Operation Freedom's Sentinel		Operation Noble Eagle		Operation Inherent Resolve		Summary	
	Obligations July 2017	Obligations Year to Date	Obligations July 2017	Obligations Year to Date	Obligations July 2017	Obligations Year to Date	Obligations July 2017	Obligations Year to Date	Obligations July 2017	Obligations Year to Date	Obligations July 2017	Obligations Year to Date
Appropriation												
21 2016/2017 2040 Research, Development, Test, and Eval, Army	0	0	0	0	0	0	0	0	-6	-10	-6	-10
21 2017/2018 2040 Research, Development, Test, and Eval, Army	0	0	0	0	6,983	57,808	0	0	48,106	99,075	55,089	156,883
21 2010/2012 2050 Military Construction, Army	0	0	0	6,546	0	0	0	0	0	0	0	6,546
21 2011/2013 2050 Military Construction, Army	0	0	1	344	0	0	0	0	0	0	1	344
21 2012/2012 2050 Military Construction, Army	0	0	0	11,227	0	0	0	0	0	0	0	11,227
21 2011/2012 2091 Afghanistan Security Forces Fund, Army	0	0	-18	-25,749	0	0	0	0	0	0	-18	-25,749
21 2012/2013 2091 Afghanistan Security Forces Fund, Army	0	0	0	-40,876	0	0	0	0	0	0	0	-40,876
21 2013/2014 2091 Afghanistan Security Forces Fund, Army	0	0	-28	-54,639	0	0	0	0	0	0	-28	-54,639
21 2014/2015 2091 Afghanistan Security Forces Fund, Army	0	0	0	-10	-23	-256	0	0	0	0	-23	-266
21 2015/2016 2091 Afghanistan Security Forces Fund, Army	0	0	0	0	-5	-17,808	0	0	0	0	-5	-17,808
21 2016/2017 2091 Afghanistan Security Forces Fund, Army	0	0	0	0	43,793	451,674	0	0	43,793	451,674	43,793	451,674
21 2017/2018 2091 Afghanistan Security Forces Fund, Army	0	0	0	0	596,713	2,579,702	0	0	0	0	596,713	2,579,702
21 2011/2012 2092 Iraq Security Forces Fund, Army	0	-8,147	0	0	0	0	0	0	0	0	0	-8,147
21 2010/2012 2093 Joint Improvised Explosive Device Defeat Fund	-33	-236	-33	-236	0	0	0	0	0	0	-66	-472
21 2011/2013 2093 Joint Improvised Explosive Device Defeat Fund	-305	-364	-305	-364	0	0	0	0	0	0	-610	-728
21 2012/2014 2093 Joint Improvised Explosive Device Defeat Fund	0	0	-437	-856	0	0	0	0	0	0	-437	-856
21 2013/2015 2093 Joint Improvised Explosive Device Defeat Fund	0	0	-3	-23,434	0	0	0	0	0	0	-3	-23,434
21 2014/2016 2093 Joint Improvised Explosive Device Defeat Fund	0	0	-21	-1,008	0	0	0	0	0	0	-21	-1,008
21 2015/2017 2093 Joint Improvised Explosive Device Defeat Fund	0	0	0	0	-396	24,613	0	0	0	0	-396	24,613
21 2016/2018 2093 Joint Improvised Explosive Device Defeat Fund	0	0	0	0	-1,503	55,006	0	0	-1,503	55,006	-1,503	55,006
21 2017/2019 2093 Joint Improvised Explosive Device Defeat Fund	0	0	0	0	1,123	87,208	0	0	0	0	1,123	87,208
21 2011/2012 2096 Afghanistan Infrastructure Fund, Army	0	0	-2,775	-885	0	0	0	0	0	0	-2,775	-885
21 2012/2013 2096 Afghanistan Infrastructure Fund, Army	0	0	-2,437	-1,879	0	0	0	0	0	0	-2,437	-1,879
21 2013/2014 2096 Afghanistan Infrastructure Fund, Army	0	0	18	18	0	0	0	0	0	0	18	18
21 2014/2015 2096 Afghanistan Infrastructure Fund, Army	0	0	0	2,541	0	0	0	0	0	0	0	2,541
21 2015/2016 2097 Iraq Train and Equip Fund	0	0	0	0	0	0	0	0	22	-5,562	22	-5,562
21 2016/2017 2097 Iraq Train and Equip Fund	0	0	0	0	0	0	0	0	3,614	305,615	3,614	305,615
21 2017/2018 2097 Iraq Train and Equip Fund	0	0	0	0	0	0	0	0	-44,416	269,273	-44,416	269,273
Army Reserve	0	0	-2	420	4,244	31,955	0	0	0	0	4,242	32,375
21 2012/2012 2070 Reserve Personnel, Army	0	0	0	-7	0	0	0	0	0	0	0	-7
21 2013/2013 2070 Reserve Personnel, Army	0	0	-2	-6	0	0	0	0	0	0	-2	-6
21 2014/2014 2070 Reserve Personnel, Army	0	0	0	-11	0	0	0	0	0	0	0	-11
21 2015/2015 2070 Reserve Personnel, Army	0	0	0	444	0	-485	0	0	0	0	0	-41
21 2016/2016 2070 Reserve Personnel, Army	0	0	0	0	0	502	0	0	0	0	0	502
21 2017/2017 2070 Reserve Personnel, Army	0	0	0	0	807	13,008	0	0	0	0	807	13,008
21 2017/2017 2080 Operation and Maintenance, Army Reserve	0	0	0	0	3,437	18,930	0	0	0	0	3,437	18,930
Army National Guard	0	-42	0	-519	5,831	147,336	0	0	-54	0	5,777	146,775
21 2012/2012 2060 National Guard Personnel, Army	0	-43	0	-25	0	0	0	0	0	0	0	-68
21 2013/2013 2060 National Guard Personnel, Army	0	1	0	-4,216	0	0	0	0	0	0	0	-4,215
21 2014/2014 2060 National Guard Personnel, Army	0	0	0	-119	0	0	0	0	0	0	0	-119
21 2015/2015 2060 National Guard Personnel, Army	0	0	0	3,578	2	-3,955	0	0	0	0	2	-377
21 2016/2016 2060 National Guard Personnel, Army	0	0	0	0	8	-4,262	0	0	0	0	8	-4,262
21 2017/2017 2060 National Guard Personnel, Army	0	0	0	0	15,706	109,648	0	0	-14	0	15,692	109,648
21 2015/2015 2065 Operation and Maintenance, Army Natl Guard	0	0	0	263	0	-263	0	0	0	0	0	0
21 2017/2017 2065 Operation and Maintenance, Army Natl Guard	0	0	0	0	-9,885	46,168	0	0	-40	0	-9,925	46,168
Navy/Marine Corps Total	-185	-9,981	55,552	609,528	819,489	5,123,623	0	0	72,521	814,668	947,377	6,537,838
Navy Total	-1	-1,087	55,893	67,051	596,916	4,508,646	0	0	68,518	703,389	721,326	5,277,999
Navy Active	-1	-1,087	55,893	67,051	590,564	4,474,143	0	0	68,518	703,389	714,974	5,243,496
17 2017/2017 1453 Military Personnel, Navy	0	0	0	0	31,205	280,447	0	0	2,414	22,345	33,619	302,792
17 2017/2017 1804 Operation and Maintenance, Navy	0	0	0	0	545,976	4,076,735	0	0	5,826	448,990	551,802	4,525,725
17 2010/2012 1506 Aircraft Procurement, Navy	0	-2,652	-269	-2,186	0	0	0	0	0	0	-269	-4,838
17 2011/2013 1506 Aircraft Procurement, Navy	0	-41	0	-51	0	0	0	0	0	0	0	-92

COST OF WAR
Obligations by Component, Appropriation and Operation
Fiscal Year 2007 - 2017
(Amounts in Thousands)
As of July 31, 2017

	Operation New Dawn (OND) / Post-OND Iraq Activities		Operation Enduring Freedom		Operation Freedom's Sentinel		Operation Noble Eagle		Operation Inherent Resolve		Summary	
	Obligations July 2017	Obligations Year to Date	Obligations July 2017	Obligations Year to Date	Obligations July 2017	Obligations Year to Date	Obligations July 2017	Obligations Year to Date	Obligations July 2017	Obligations Year to Date	Obligations July 2017	Obligations Year to Date
Appropriation												
17 2012/2014 1506 Aircraft Procurement, Navy	0	-3	0	-99	0	0	0	0	0	0	0	-102
17 2013/2015 1506 Aircraft Procurement, Navy	0	0	0	-14	0	0	0	0	0	0	0	-14
17 2014/2016 1506 Aircraft Procurement, Navy	0	0	-13	-609	0	0	0	0	0	0	-13	-609
17 2015/2017 1506 Aircraft Procurement, Navy	0	0	0	3,373	0	0	0	0	0	0	0	3,373
17 2016/2018 1506 Aircraft Procurement, Navy	0	0	0	0	18	24,813	0	0	0	5,099	18	29,912
17 2017/2019 1506 Aircraft Procurement, Navy	0	0	0	0	3,351	65,954	0	0	160	79,097	3,511	145,051
17 2010/2012 1507 Weapons Procurement, Navy	0	0	0	-75	0	0	0	0	0	0	0	-75
17 2011/2013 1507 Weapons Procurement, Navy	0	22	0	-5	0	0	0	0	0	0	0	17
17 2014/2016 1507 Weapons Procurement, Navy	0	0	-438	-438	0	0	0	0	0	0	-438	-438
17 2015/2017 1507 Weapons Procurement, Navy	0	0	0	639	0	0	0	0	704	44,550	704	45,189
17 2010/2012 1508 Procurement of Ammunition, Navy and USMC	-1	-259	0	-1,542	0	0	0	0	0	0	-1	-1,801
17 2011/2013 1508 Procurement of Ammunition, Navy and USMC	0	-15	0	-1,521	0	0	0	0	0	0	0	-1,536
17 2012/2014 1508 Procurement of Ammunition, Navy and USMC	0	0	0	-130	0	0	0	0	0	0	0	-130
17 2013/2015 1508 Procurement of Ammunition, Navy and USMC	0	0	-1,013	-1,048	0	0	0	0	0	0	-1,013	-1,048
17 2014/2016 1508 Procurement of Ammunition, Navy and USMC	0	0	-22	-183	0	0	0	0	0	0	-22	-183
17 2015/2017 1508 Procurement of Ammunition, Navy and USMC	0	0	-5	4,394	0	0	0	0	0	0	-5	4,394
17 2016/2018 1508 Procurement of Ammunition, Navy and USMC	0	0	0	0	2,331	5,916	0	0	0	0	2,331	5,916
17 2017/2019 1508 Procurement of Ammunition, Navy and USMC	0	0	0	0	1,661	8,610	0	0	56,872	97,232	58,533	105,842
17 2010/2012 1810 Other Procurement, Navy	0	-161	-10	-150	0	0	0	0	0	0	-10	-311
17 2011/2013 1810 Other Procurement, Navy	0	-191	0	-13	0	0	0	0	0	0	0	-204
17 2012/2014 1810 Other Procurement, Navy	0	2,214	0	4,888	0	0	0	0	0	0	0	7,102
17 2013/2015 1810 Other Procurement, Navy	0	0	0	205	0	0	0	0	0	0	0	205
17 2014/2016 1810 Other Procurement, Navy	0	0	-17	1,202	0	0	0	0	0	-21	-17	1,181
17 2015/2017 1810 Other Procurement, Navy	0	0	56,157	56,157	0	0	0	0	59	-548	56,216	55,609
17 2017/2019 1810 Other Procurement, Navy	0	0	0	0	6,000	11,501	0	0	0	0	6,000	11,501
17 2011/2012 1319 Research, Development, Test, and Eval, Navy	0	-1	0	-549	0	0	0	0	0	0	0	-550
17 2012/2013 1319 Research, Development, Test, and Eval, Navy	0	0	-4	-10	0	0	0	0	0	0	-4	-10
17 2013/2014 1319 Research, Development, Test, and Eval, Navy	0	0	-556	-556	0	0	0	0	0	0	-556	-556
17 2015/2016 1319 Research, Development, Test, and Eval, Navy	0	0	0	0	0	0	0	0	0	29	0	29
17 2017/2018 1319 Research, Development, Test, and Eval, Navy	0	0	0	0	0	0	0	0	2,483	6,616	2,483	6,616
17 2012/2012 1205 Military Construction, Navy and Marine Corps	0	0	2,032	5,099	0	0	0	0	0	0	2,032	5,099
17 2013/2013 1205 Military Construction, Navy and Marine Corps	0	0	51	273	0	0	0	0	0	0	51	273
17 2017/2021 1205 Military Construction, Navy and Marine Corps	0	0	0	0	22	167	0	0	0	0	22	167
Navy Reserve	0	0	0	0	6,352	34,503	0	0	0	0	6,352	34,503
17 2017/2017 1405 Reserve Personnel, Navy	0	0	0	0	3,234	10,237	0	0	0	0	3,234	10,237
17 2017/2017 1806 Operation and Maintenance, Navy Reserve	0	0	0	0	3,118	24,266	0	0	0	0	3,118	24,266
Marine Corps Total	-184	-8,894	-341	542,477	222,573	614,977	0	0	4,003	111,279	226,051	1,259,839
Marine Corps Active	-184	-8,894	-341	542,503	222,162	609,026	0	0	4,003	111,279	225,640	1,253,914
17 2017/2017 1105 Military Personnel, Marine Corps	0	0	0	0	7,726	75,823	0	0	389	3,443	8,115	79,266
17 2012/2012 1106 Operation and Maintenance, Marine Corps	-174	-174	-60	-6,698	0	0	0	0	0	0	-234	-6,872
17 2013/2013 1106 Operation and Maintenance, Marine Corps	0	-19	-1	-4,841	0	0	0	0	0	0	-1	-4,860
17 2014/2014 1106 Operation and Maintenance, Marine Corps	0	-9	-53	-327	0	0	0	0	0	0	-53	-336
17 2015/2015 1106 Operation and Maintenance, Marine Corps	0	-6,028	0	558,727	-659	-532,101	0	0	-20	-659	20,578	20,578
17 2016/2016 1106 Operation and Maintenance, Marine Corps	0	-2,546	0	0	2,576	232,792	0	0	0	28	2,576	230,274
17 2017/2017 1106 Operation and Maintenance, Marine Corps	0	0	0	0	177,338	779,628	0	0	3,614	107,828	180,952	887,456
17 2010/2012 1109 Procurement, Marine Corps	-10	-102	-49	-497	0	0	0	0	0	0	-59	-599
17 2011/2013 1109 Procurement, Marine Corps	0	-16	-2	-1,576	0	0	0	0	0	0	-2	-1,592
17 2012/2014 1109 Procurement, Marine Corps	0	0	0	-1,497	0	0	0	0	0	0	0	-1,497
17 2013/2015 1109 Procurement, Marine Corps	0	0	-2	-591	0	0	0	0	0	0	-2	-591
17 2014/2016 1109 Procurement, Marine Corps	0	0	-174	-197	0	0	0	0	0	0	-174	-197
17 2015/2017 1109 Procurement, Marine Corps	0	0	0	0	0	371	0	0	0	0	0	371
17 2016/2018 1109 Procurement, Marine Corps	0	0	0	0	0	8,332	0	0	0	0	0	8,332
17 2017/2019 1109 Procurement, Marine Corps	0	0	0	0	35,181	44,181	0	0	0	0	35,181	44,181

COST OF WAR
Obligations by Component, Appropriation and Operation
Fiscal Year 2007 - 2017
(Amounts in Thousands)
As of July 31, 2017

Appropriation	Operation New Dawn (OND) / Post-OND Iraq Activities		Operation Enduring Freedom		Operation Freedom's Sentinel		Operation Noble Eagle		Operation Inherent Resolve		Summary	
	Obligations July 2017	Obligations Year to Date	Obligations July 2017	Obligations Year to Date	Obligations July 2017	Obligations Year to Date	Obligations July 2017	Obligations Year to Date	Obligations July 2017	Obligations Year to Date	Obligations July 2017	Obligations Year to Date
Marine Corps Reserve	0	0	0	-26	411	5,951	0	0	0	0	411	5,925
17 2016/2016 1108 Reserve Personnel, Marine Corps	0	0	0	0	0	264	0	0	0	0	0	264
17 2017/2017 1108 Reserve Personnel, Marine Corps	0	0	0	0	274	3,494	0	0	0	0	274	3,494
17 2013/2013 1107 Operation and Maintenance, USMC Reserve	0	0	0	-20	0	0	0	0	0	0	0	-20
17 2014/2014 1107 Operation and Maintenance, USMC Reserve	0	0	0	-10	0	0	0	0	0	0	0	-10
17 2015/2015 1107 Operation and Maintenance, USMC Reserve	0	0	0	4	1	-378	0	0	0	0	1	-374
17 2016/2016 1107 Operation and Maintenance, USMC Reserve	0	0	0	0	0	-10	0	0	0	0	0	-10
17 2017/2017 1107 Operation and Maintenance, USMC Reserve	0	0	0	0	136	2,581	0	0	0	0	136	2,581
Air Force Total	-92	-8,898	-8,099	-69,359	954,801	6,808,486	2,933	19,327	617,781	2,283,526	1,567,324	9,033,082
Air Force Active	-92	-8,898	-8,099	-51,936	952,862	6,803,284	2,933	19,382	617,767	2,283,512	1,565,371	9,045,344
57 2017/2017 3500 Military Personnel, Air Force	0	0	0	0	58,753	603,338	904	6,983	11,277	103,801	70,934	714,122
57 2012/2012 3400 Operation and Maintenance, Air Force	-74	1,478	-10,357	-43,127	0	0	0	0	0	0	-10,431	-41,649
57 2013/2013 3400 Operation and Maintenance, Air Force	0	-295	-429	-11,614	0	0	4	0	0	0	-425	-11,909
57 2014/2014 3400 Operation and Maintenance, Air Force	0	44	-833	-21,796	0	0	0	-98	0	-1	-833	-21,851
57 2015/2015 3400 Operation and Maintenance, Air Force	-1	-48	-510	-4,783	-1,539	-14,344	0	5	-180	-5,490	-2,230	-24,660
57 2016/2016 3400 Operation and Maintenance, Air Force	0	-62	0	0	-22,520	-65,063	-1	29	1,197	-3,709	-21,324	-68,805
57 2017/2017 3400 Operation and Maintenance, Air Force	0	0	0	0	881,052	6,118,731	2,026	12,463	211,750	1,692,542	1,094,828	7,823,736
57 2010/2012 3010 Aircraft Procurement, Air Force	-17	-9,788	-5	-5	0	0	0	0	0	0	-22	-9,793
57 2011/2013 3010 Aircraft Procurement, Air Force	0	-227	-10	-1,048	0	0	0	0	0	0	-10	-1,275
57 2012/2014 3010 Aircraft Procurement, Air Force	0	0	0	816	0	0	0	0	0	0	0	816
57 2013/2015 3010 Aircraft Procurement, Air Force	0	0	0	-173	0	0	0	0	0	0	0	-173
57 2014/2016 3010 Aircraft Procurement, Air Force	0	0	0	-187	0	0	0	0	0	0	-187	-275
57 2015/2017 3010 Aircraft Procurement, Air Force	0	0	3,286	33,954	0	0	0	0	87	-5,159	3,373	28,795
57 2016/2018 3010 Aircraft Procurement, Air Force	0	0	0	0	18,687	84,041	0	0	0	0	18,687	84,041
57 2017/2019 3010 Aircraft Procurement, Air Force	0	0	0	0	14,884	32,925	0	0	0	0	14,884	32,925
57 2012/2014 3020 Missile Procurement, Air Force	0	0	0	-52	0	0	0	0	0	0	0	-52
57 2015/2017 3020 Missile Procurement, Air Force	0	0	0	10,100	0	0	0	0	0	74,892	0	84,992
57 2016/2018 3020 Missile Procurement, Air Force	0	0	0	0	0	0	0	0	0	-2	0	-2
57 2017/2019 3020 Missile Procurement, Air Force	0	0	0	0	0	0	0	0	113	0	113	113
57 2010/2012 3011 Procurement of Ammunition, Air Force	0	0	0	-1,444	0	0	0	0	0	0	0	-1,444
57 2011/2013 3011 Procurement of Ammunition, Air Force	0	0	0	-2,508	0	0	0	0	0	0	0	-2,508
57 2013/2015 3011 Procurement of Ammunition, Air Force	0	0	0	-4	0	0	0	0	0	0	0	-4
57 2014/2016 3011 Procurement of Ammunition, Air Force	0	0	0	-7	0	-20	0	0	0	0	0	-27
57 2015/2017 3011 Procurement of Ammunition, Air Force	0	0	0	107	0	0	0	0	0	33,216	0	33,323
57 2016/2018 3011 Procurement of Ammunition, Air Force	0	0	0	0	0	8,286	0	0	0	0	0	8,286
57 2017/2019 3011 Procurement of Ammunition, Air Force	0	0	0	0	3,460	3,460	0	0	393,628	393,699	397,088	397,159
57 2010/2012 3080 Other Procurement, Air Force	0	0	-138	-13,695	0	0	0	0	0	0	-138	-13,695
57 2011/2013 3080 Other Procurement, Air Force	0	0	0	-12,000	0	0	0	0	0	0	0	-12,000
57 2012/2014 3080 Other Procurement, Air Force	0	0	0	-403	0	0	0	0	0	0	0	-403
57 2013/2015 3080 Other Procurement, Air Force	0	0	0	-94	0	0	0	0	0	0	0	-94
57 2014/2016 3080 Other Procurement, Air Force	0	0	0	-2	0	0	0	0	0	-75	0	-77
57 2015/2017 3080 Other Procurement, Air Force	0	0	1,084	16,179	0	2,068	0	0	0	-323	1,084	17,924
57 2016/2018 3080 Other Procurement, Air Force	0	0	0	0	62	29,839	0	0	0	0	62	29,839
57 2017/2019 3080 Other Procurement, Air Force	0	0	0	0	23	23	0	0	8	8	31	31
57 2011/2012 3600 Research, Development, Test, and Evaluation, Air Force	0	0	0	-90	0	0	0	0	0	0	0	-90
57 2012/2013 3600 Research, Development, Test, and Evaluation, Air Force	0	0	0	28	0	0	0	0	0	0	0	28
Air Force Reserve	0	0	0	0	1,332	-7,109	0	0	14	14	1,346	-7,095
57 2016/2016 3700 Reserve Personnel, Air Force	0	0	0	0	0	2,350	0	0	0	0	0	2,350
57 2017/2017 3700 Reserve Personnel, Air Force	0	0	0	0	1,324	15,429	0	0	0	0	1,324	15,429
57 2015/2015 3740 Operation and Maintenance, Air Force Reserve	0	0	0	0	0	-73,968	0	0	0	0	0	-73,968
57 2016/2016 3740 Operation and Maintenance, Air Force Reserve	0	0	0	0	0	1	0	0	0	0	0	1
57 2017/2017 3740 Operation and Maintenance, Air Force Reserve	0	0	0	0	8	49,079	0	0	14	14	22	49,093

COST OF WAR
Obligations by Component, Appropriation and Operation
Fiscal Year 2007 - 2017
(Amounts in Thousands)
As of July 31, 2017

Appropriation	Operation New Dawn (OND) / Post-OND Iraq Activities		Operation Enduring Freedom		Operation Freedom's Sentinel		Operation Noble Eagle		Operation Inherent Resolve		Summary	
	Obligations July 2017	Obligations Year to Date	Obligations July 2017	Obligations Year to Date	Obligations July 2017	Obligations Year to Date	Obligations July 2017	Obligations Year to Date	Obligations July 2017	Obligations Year to Date	Obligations July 2017	Obligations Year to Date
Air Force National Guard	0	0	0	-17,423	607	12,311	0	-55	0	0	607	-5,167
57 2017/2017 3850 National Guard Personnel, Air Force	0	0	0	0	0	3,940	0	0	0	0	0	3,940
57 2015/2015 3840 Operation and Maintenance, Air Natl Guard	0	0	0	-17,423	0	-16	0	-55	0	0	0	-17,494
57 2017/2017 3840 Operation and Maintenance, Air Natl Guard	0	0	0	0	607	8,387	0	0	0	0	607	8,387
Defense Agencies Total	-25	-1,020	3,760	-61,307	380,039	3,802,594	0	0	71,994	612,414	455,768	4,352,681
DCAA Total	0	-118	0	0	549	4,965	0	0	168	1,805	717	6,652
97 2012/2012 0100 Operation and Maintenance, Defense-Wide	0	-606	0	0	0	-510	0	0	0	0	0	-1,116
97 2016/2016 0100 Operation and Maintenance, Defense-Wide	0	488	0	0	0	0	0	0	0	0	0	488
97 2017/2017 0100 Operation and Maintenance, Defense-Wide	0	0	0	0	549	5,475	0	0	168	1,805	717	7,280
DCMA Total	0	0	0	0	870	13,443	0	0	0	0	870	13,443
97 2017/2017 0100 Operation and Maintenance, Defense-Wide	0	0	0	0	870	13,443	0	0	0	0	870	13,443
DHP Total	0	-822	-484	-203,924	27,255	220,819	0	0	0	0	26,771	16,073
97 2011/2011 0130 Defense Health Program, O&M	0	-661	0	-1,150	0	0	0	0	0	0	0	-1,811
97 2011/2012 0130 Defense Health Program, RDT&E	0	-161	0	0	0	0	0	0	0	0	0	-161
97 2012/2012 0130 Defense Health Program, O&M	0	0	-590	-193,292	0	0	0	0	0	0	-590	-193,292
97 2013/2013 0130 Defense Health Program, O&M	0	0	149	-5,417	0	0	0	0	0	0	149	-5,417
97 2014/2014 0130 Defense Health Program, O&M	0	0	-43	-4,205	0	0	0	0	0	0	-43	-4,205
97 2015/2015 0130 Defense Health Program, O&M	0	0	0	140	-892	-1,114	0	0	0	0	-892	-974
97 2016/2016 0130 Defense Health Program, O&M	0	0	0	0	-399	-48,983	0	0	0	0	-399	-48,983
97 2017/2017 0130 Defense Health Program, O&M	0	0	0	0	28,546	270,916	0	0	0	0	28,546	270,916
DHRA Total	0	0	-1,137	3,823	0	0	0	0	0	0	-1,137	3,823
97 2013/2013 0100 Operation and Maintenance, Defense-Wide	0	0	0	4,953	0	0	0	0	0	0	0	4,953
97 2014/2014 0100 Operation and Maintenance, Defense-Wide	0	0	0	7	0	0	0	0	0	0	0	7
97 2015/2015 0100 Operation and Maintenance, Defense-Wide	0	0	-1,137	-1,137	0	0	0	0	0	0	-1,137	-1,137
DISA Total	0	0	0	2,505	15,482	-19,651	0	0	10,114	62,858	25,596	45,712
97 2014/2014 0100 Operation and Maintenance, Defense-Wide	0	0	0	2	0	0	0	0	0	0	0	2
97 2015/2015 0100 Operation and Maintenance, Defense-Wide	0	0	0	2,503	0	0	0	0	0	0	0	2,503
97 2016/2016 0100 Operation and Maintenance, Defense-Wide	0	0	0	0	0	-19,880	0	0	2	19,902	2	22
97 2017/2017 0100 Operation and Maintenance, Defense-Wide	0	0	0	0	15,482	23,956	0	0	8,036	17,154	23,518	41,110
97 2016/2018 0300 Procurement, Defense-Wide	0	0	0	0	0	-23,727	0	0	2,076	25,802	2,076	2,075
DLA Total	0	0	508	54,349	0	3,766	0	0	0	0	508	58,115
97 2013/XXXX 4930 Defense Working Capital Funds, Defense (Army)	0	0	-819	381	0	0	0	0	0	0	-819	381
97 2013/XXXX 4930 Defense Working Capital Funds, Defense	0	0	1,588	12,468	0	0	0	0	0	0	1,588	12,468
97 2014/XXXX 4930 Defense Working Capital Funds, Defense (Army)	0	0	-301	-1,812	0	0	0	0	0	0	-301	-1,812
97 2014/XXXX 4930 Defense Working Capital Funds, Defense	0	0	0	43,269	0	0	0	0	0	0	0	43,269
97 2015/XXXX 4930 Defense Working Capital Funds, Defense	0	0	40	43	0	0	0	0	0	0	40	43
97 2016/XXXX 4930 Defense Working Capital Funds, Defense	0	0	0	0	0	2,657	0	0	0	0	0	2,657
97 2017/XXXX 4930 Defense Working Capital Funds, Defense	0	0	0	0	0	1,109	0	0	0	0	0	1,109
DLSA Total	0	0	0	0	12,556	90,290	0	0	0	0	12,556	90,290
97 2017/2017 0100 Operation and Maintenance, Defense-Wide	0	0	0	0	12,556	90,290	0	0	0	0	12,556	90,290
DMA Total	0	0	0	-388	3,421	11,979	0	0	0	0	3,421	11,591
97 2012/2012 0100 Operation and Maintenance, Defense-Wide	0	0	0	-402	0	0	0	0	0	0	0	-402
97 2013/2013 0100 Operation and Maintenance, Defense-Wide	0	0	0	-42	0	0	0	0	0	0	0	-42
97 2014/2014 0100 Operation and Maintenance, Defense-Wide	0	0	0	56	0	-56	0	0	0	0	0	0
97 2016/2016 0100 Operation and Maintenance, Defense-Wide	0	0	0	0	0	-34	0	0	0	0	0	-34
97 2017/2017 0100 Operation and Maintenance, Defense-Wide	0	0	0	0	3,421	12,069	0	0	0	0	3,421	12,069
DODEA Total	0	-10	-4	-273	25,602	64,983	0	0	0	0	25,598	64,700
97 2012/2012 0100 Operation and Maintenance, Defense-Wide	0	-10	0	0	0	0	0	0	0	0	0	-10
97 2013/2013 0100 Operation and Maintenance, Defense-Wide	0	0	-4	-273	0	0	0	0	0	0	-4	-273

COST OF WAR
Obligations by Component, Appropriation and Operation
Fiscal Year 2007 - 2017
(Amounts in Thousands)
As of July 31, 2017

Appropriation	Operation New Dawn (OND) / Post-OND Iraq Activities		Operation Enduring Freedom		Operation Freedom's Sentinel		Operation Noble Eagle		Operation Inherent Resolve		Summary	
	Obligations July 2017	Obligations Year to Date	Obligations July 2017	Obligations Year to Date	Obligations July 2017	Obligations Year to Date	Obligations July 2017	Obligations Year to Date	Obligations July 2017	Obligations Year to Date	Obligations July 2017	Obligations Year to Date
97 2015/2015 0100 Operation and Maintenance, Defense-Wide	0	0	0	0	0	-37	0	0	0	0	0	-37
97 2016/2016 0100 Operation and Maintenance, Defense-Wide	0	0	0	0	0	-457	0	0	0	0	0	-457
97 2017/2017 0100 Operation and Maintenance, Defense-Wide	0	0	0	0	25,602	65,477	0	0	0	0	25,602	65,477
DODIG Total	0	0	0	-176	514	3,865	0	0	851	5,652	1,365	9,341
97 2013/2013 0107 Office of the Inspector General, Defense	0	0	0	10	0	0	0	0	0	0	0	10
97 2014/2014 0107 Office of the Inspector General, Defense	0	0	0	-187	0	0	0	0	0	0	0	-187
97 2015/2015 0107 Office of the Inspector General, Defense	0	0	0	1	0	0	0	0	0	0	0	1
97 2016/2016 0107 Office of the Inspector General, Defense	0	0	0	0	0	-127	0	0	65	-757	65	-884
97 2017/2017 0107 Office of the Inspector General, Defense	0	0	0	0	514	3,992	0	0	786	6,409	1,300	10,401
DSCA Total	0	0	0	0	11,357	663,939	0	0	0	0	11,357	663,939
97 2016/2017 0100 Operation and Maintenance, Defense-Wide	0	0	0	0	957	601,339	0	0	0	0	957	601,339
97 2017/2017 0100 Operation and Maintenance, Defense-Wide	0	0	0	0	0	52,200	0	0	0	0	0	52,200
97 2017/2018 0100 Operation and Maintenance, Defense-Wide	0	0	0	0	10,400	10,400	0	0	0	0	10,400	10,400
DTRA Total	0	0	0	0	92,097	188,794	0	0	0	0	92,097	188,794
97 2017/2019 2093 Joint Improvised Explosive Device Defeat Fund	0	0	0	0	74,612	138,266	0	0	0	0	74,612	138,266
97 2016/2016 0100 Operation and Maintenance, Defense-Wide	0	0	0	0	0	-121	0	0	0	0	0	-121
97 2017/2017 0100 Operation and Maintenance, Defense-Wide	0	0	0	0	17,484	50,649	0	0	0	0	17,484	50,649
JCS Total	0	0	0	-28	0	0	0	0	0	0	0	-28
97 2012/2012 0100 Operation and Maintenance, Defense-Wide	0	0	0	-28	0	0	0	0	0	0	0	-28
OSD Total	0	0	0	0	1,723	38,526	0	0	0	0	1,723	38,526
97 2017/2017 0100 Operation and Maintenance, Defense-Wide	0	0	0	0	1,723	38,526	0	0	0	0	1,723	38,526
Other Total	0	0	0	-1,702	0	99,196	0	0	0	26,151	0	123,645
97 2012/2012 0100 Operation and Maintenance, Defense-Wide	0	0	0	-440	0	0	0	0	0	0	0	-440
97 2013/2013 0100 Operation and Maintenance, Defense-Wide	0	0	0	-174	0	0	0	0	0	0	0	-174
97 2014/2014 0100 Operation and Maintenance, Defense-Wide	0	0	0	-1,073	0	0	0	0	0	0	0	-1,073
97 2015/2015 0100 Operation and Maintenance, Defense-Wide	0	0	0	0	0	-534	0	0	0	0	0	-534
97 2016/2016 0100 Operation and Maintenance, Defense-Wide	0	0	0	0	0	-130	0	0	0	0	0	-130
97 2017/2017 0100 Operation and Maintenance, Defense-Wide	0	0	0	0	0	93,879	0	0	0	26,151	0	120,030
97 2012/2014 0300 Procurement, Defense-Wide	0	0	0	-3	0	0	0	0	0	0	0	-3
97 2013/2015 0300 Procurement, Defense-Wide	0	0	0	5	0	0	0	0	0	0	0	5
97 2014/2016 0300 Procurement, Defense-Wide	0	0	0	2	0	0	0	0	0	0	0	2
97 2015/2017 0300 Procurement, Defense-Wide	0	0	0	0	0	2,330	0	0	0	0	0	2,330
97 2016/2018 0300 Procurement, Defense-Wide	0	0	0	0	0	165	0	0	0	0	0	165
97 2017/2019 0300 Procurement, Defense-Wide	0	0	0	0	0	1,660	0	0	0	0	0	1,660
97 2012/2013 0400 Research, Development, Test, and Evaluation, Defense-Wide	0	0	0	-19	0	0	0	0	0	0	0	-19
97 2016/2017 0400 Research, Development, Test, and Evaluation, Defense-Wide	0	0	0	0	0	-146	0	0	0	0	0	-146
97 2017/2018 0400 Research, Development, Test, and Evaluation, Defense-Wide	0	0	0	0	0	1,972	0	0	0	0	0	1,972
SOCOM Total	-25	-70	4,877	84,507	188,476	2,416,606	0	0	60,861	515,948	254,189	3,016,991
97 2011/2011 0100 Operation and Maintenance, Defense-Wide	0	0	0	-412	0	0	0	0	0	0	0	-412
97 2012/2012 0100 Operation and Maintenance, Defense-Wide	-25	-69	-307	-10,633	0	0	0	0	0	0	-332	-10,702
97 2013/2013 0100 Operation and Maintenance, Defense-Wide	0	0	-83	-2,732	0	0	0	0	0	0	-83	-2,732
97 2014/2014 0100 Operation and Maintenance, Defense-Wide	0	-1	-42	-1,839	0	0	0	0	0	0	-42	-1,840
97 2015/2015 0100 Operation and Maintenance, Defense-Wide	0	0	-8	-4,511	0	-33	0	0	0	0	-8	-4,544
97 2016/2016 0100 Operation and Maintenance, Defense-Wide	0	0	0	0	-652	9,872	0	0	0	-5	-652	9,867
97 2017/2017 0100 Operation and Maintenance, Defense-Wide	0	0	0	0	174,458	2,265,756	0	0	60,861	515,953	235,319	2,781,709
97 2015/2017 0300 Procurement, Defense-Wide	0	0	5,317	104,634	0	0	0	0	0	0	5,317	104,634
97 2016/2018 0300 Procurement, Defense-Wide	0	0	0	0	3	14,559	0	0	0	0	3	14,559
97 2017/2019 0300 Procurement, Defense-Wide	0	0	0	0	14,667	126,452	0	0	0	0	14,667	126,452
WHS Total	0	0	0	0	137	1,074	0	0	0	0	137	1,074
97 2017/2017 0100 Operation and Maintenance, Defense-Wide	0	0	0	0	137	1,074	0	0	0	0	137	1,074

**Military Personnel Subsidiary Report
(Cost Breakdown Structure)**

COST OF WAR
Military Personnel (MILPERS) Summary Execution by Operation and Cost Breakdown Structure (CBS)
Fiscal Year 2007 - 2017
(Amounts in Thousands)
As of July 31, 2017

CBS Summary	Operation New Dawn (OND) / Post-OND Iraq Activities		Operation Enduring Freedom		Operation Freedom's Sentinel		Operation Noble Eagle		Operation Inherent Resolve		Summary	
	Obligations Year to Date	Disbursements Year to Date	Obligations Year to Date	Disbursements Year to Date	Obligations Year to Date	Disbursements Year to Date	Obligations Year to Date	Disbursements Year to Date	Obligations Year to Date	Disbursements Year to Date	Obligations Year to Date	Disbursements Year to Date
MILPERS CBS Summary Total	-42	-41	-1,360,638	-1,372,211	4,088,275	4,000,883	29,552	29,552	308,069	304,506	3,065,216	2,962,689
1.0 Personnel Costs	-42	-41	-1,360,638	-1,372,211	4,088,275	4,000,883	29,552	29,552	308,069	304,506	3,065,216	2,962,689
1.1.1 Reserve Components Called To Active Duty	0	0	-609,553	-609,553	2,652,034	2,592,591	28,971	28,971	216,294	212,851	2,287,746	2,224,860
1.1.2 Imminent Danger or Hostile Fire Pay	0	0	-28,109	-28,109	88,833	85,283	0	0	8,493	8,493	69,217	65,667
1.1.3 Family Separation Allowance	0	0	-15,074	-15,074	96,732	90,933	491	491	11,416	11,416	93,565	87,766
1.1.4 Hardship Duty Pay	0	0	-17,534	-17,534	63,884	61,434	0	0	7,648	7,648	53,998	51,548
1.1.5 Subsistence	0	0	-98,896	-98,896	355,767	353,462	90	90	53,335	53,335	310,296	307,991
1.1.6 Reserve Components Predeployment Training	-17	-16	-341	-11,909	150,092	139,946	0	0	0	0	149,734	128,021
1.1.7 Other Military Personnel (Special Pay)	-25	-25	-91,085	-91,090	179,074	177,190	0	0	10,883	10,763	98,847	96,838
1.1.8 Active Component Overstrength	0	0	-500,046	-500,046	501,859	500,044	0	0	0	0	1,813	-2
1.0 Personnel Sub-Total	-42	-41	-1,360,638	-1,372,211	4,088,275	4,000,883	29,552	29,552	308,069	304,506	3,065,216	2,962,689

COST OF WAR
Military Personnel (MILPERS) Summary Execution by Operation, Component, and Cost Breakdown Structure (CBS)
Fiscal Year 2007 - 2017
(Amounts in Thousands)
As of July 31, 2017

Component	Operation New Dawn (OND) / Post-OND Iraq Activities		Operation Enduring Freedom		Operation Freedom's Sentinel		Operation Noble Eagle		Operation Inherent Resolve		Summary	
	Obligations Year To Date	Disbursements Year To Date	Obligations Year To Date	Disbursements Year To Date	Obligations Year To Date	Disbursements Year To Date	Obligations Year To Date	Disbursements Year To Date	Obligations Year To Date	Disbursements Year To Date	Obligations Year To Date	Disbursements Year To Date
Grand Total	-42	-41	-1,360,638	-1,372,211	4,088,275	4,000,883	29,552	29,552	308,069	304,506	3,065,216	2,962,689
Army Total	-42	-41	-1,360,638	-1,372,211	3,092,953	3,092,911	22,569	22,569	178,480	178,480	1,933,322	1,921,708
1.1.1 Reserve Components Called To Active Duty	0	0	-609,553	-609,553	1,906,427	1,906,427	22,185	22,185	119,996	119,996	1,439,055	1,439,055
1.1.2 Imminent Danger or Hostile Fire Pay	0	0	-28,109	-28,109	62,980	62,980	0	0	4,298	4,298	39,169	39,169
1.1.3 Family Separation Allowance	0	0	-15,074	-15,074	54,014	54,014	384	384	5,404	5,404	44,728	44,728
1.1.4 Hardship Duty Pay	0	0	-17,534	-17,534	44,883	44,883	0	0	4,257	4,257	31,606	31,606
1.1.5 Subsistence	0	0	-98,896	-98,896	264,129	264,129	0	0	37,363	37,363	202,596	202,596
1.1.6 Reserve Components Predeployment Training	-17	-16	-341	-11,909	114,426	114,378	0	0	0	0	114,068	102,453
1.1.7 Other Military Personnel (Special Pay)	-25	-25	-91,085	-91,090	146,050	146,056	0	0	7,162	7,162	62,102	62,103
1.1.8 Active Component Overstrength	0	0	-500,046	-500,046	500,044	500,044	0	0	0	0	-2	-2
1.0 Personnel Sub-Total	-42	-41	-1,360,638	-1,372,211	3,092,953	3,092,911	22,569	22,569	178,480	178,480	1,933,322	1,921,708
Navy/Marine Corps Total	0	0	0	0	370,265	288,539	0	0	25,788	22,225	396,053	310,764
Navy Total	0	0	0	0	290,684	288,539	0	0	22,345	22,225	313,029	310,764
1.1.1 Reserve Components Called To Active Duty	0	0	0	0	215,338	215,338	0	0	18,975	18,975	234,313	234,313
1.1.2 Imminent Danger or Hostile Fire Pay	0	0	0	0	6,038	6,038	0	0	534	534	6,572	6,572
1.1.3 Family Separation Allowance	0	0	0	0	17,349	17,349	0	0	1,529	1,529	18,878	18,878
1.1.4 Hardship Duty Pay	0	0	0	0	2,945	2,945	0	0	260	260	3,205	3,205
1.1.5 Subsistence	0	0	0	0	19,538	19,538	0	0	0	0	19,538	19,538
1.1.6 Reserve Components Predeployment Training	0	0	0	0	10,228	9,473	0	0	0	0	10,228	9,473
1.1.7 Other Military Personnel (Special Pay)	0	0	0	0	19,248	17,858	0	0	1,047	927	20,295	18,785
1.0 Personnel Sub-Total	0	0	0	0	290,684	288,539	0	0	22,345	22,225	313,029	310,764
Marine Corps Total	0	0	0	0	79,581	0	0	0	3,443	0	83,024	0
1.1.1 Reserve Components Called To Active Duty	0	0	0	0	59,443	0	0	0	3,443	0	62,886	0
1.1.2 Imminent Danger or Hostile Fire Pay	0	0	0	0	3,550	0	0	0	0	0	3,550	0
1.1.3 Family Separation Allowance	0	0	0	0	5,799	0	0	0	0	0	5,799	0
1.1.4 Hardship Duty Pay	0	0	0	0	2,450	0	0	0	0	0	2,450	0
1.1.5 Subsistence	0	0	0	0	2,305	0	0	0	0	0	2,305	0
1.1.6 Reserve Components Predeployment Training	0	0	0	0	3,719	0	0	0	0	0	3,719	0
1.1.7 Other Military Personnel (Special Pay)	0	0	0	0	500	0	0	0	0	0	500	0
1.1.8 Active Component Overstrength	0	0	0	0	1,815	0	0	0	0	0	1,815	0
1.0 Personnel Sub-Total	0	0	0	0	79,581	0	0	0	3,443	0	83,024	0
Air Force Total	0	0	0	0	625,057	619,433	6,983	6,983	103,801	103,801	735,841	730,217
1.1.1 Reserve Components Called To Active Duty	0	0	0	0	470,826	470,826	6,786	6,786	73,880	73,880	551,492	551,492
1.1.2 Imminent Danger or Hostile Fire Pay	0	0	0	0	16,265	16,265	0	0	3,661	3,661	19,926	19,926
1.1.3 Family Separation Allowance	0	0	0	0	19,570	19,570	107	107	4,483	4,483	24,160	24,160
1.1.4 Hardship Duty Pay	0	0	0	0	13,606	13,606	0	0	3,131	3,131	16,737	16,737
1.1.5 Subsistence	0	0	0	0	69,795	69,795	90	90	15,972	15,972	85,857	85,857
1.1.6 Reserve Components Predeployment Training	0	0	0	0	21,719	16,095	0	0	0	0	21,719	16,095
1.1.7 Other Military Personnel (Special Pay)	0	0	0	0	13,276	13,276	0	0	2,674	2,674	15,950	15,950
1.0 Personnel Sub-Total	0	0	0	0	625,057	619,433	6,983	6,983	103,801	103,801	735,841	730,217

COST OF WAR
Military Personnel (MILPERS) Summary Execution by Operation, Component, Appropriation and Cost Breakdown Structure (CBS)
Fiscal Year 2007 - 2017
(Amounts in Thousands)
As of July 31, 2017

Component and Appropriation	Operation New Dawn (OND) / Post-OND Iraq Activities		Operation Enduring Freedom		Operation Freedom's Sentinel		Operation Noble Eagle		Operation Inherent Resolve		Summary	
	Obligations Year to Date	Disbursements Year to Date	Obligations Year to Date	Disbursements Year to Date	Obligations Year to Date	Disbursements Year to Date	Obligations Year to Date	Disbursements Year to Date	Obligations Year to Date	Disbursements Year to Date	Obligations Year to Date	Disbursements Year to Date
Grand Total	-42	-41	-1,360,638	-1,372,211	4,088,275	4,000,883	29,552	29,552	308,069	304,506	3,065,216	2,962,689
Army Total	-42	-41	-1,360,638	-1,372,211	3,092,953	3,092,911	22,569	22,569	178,480	178,480	1,933,322	1,921,708
Army Active Total	0	0	-1,360,276	-1,360,276	2,978,497	2,978,497	22,569	22,569	178,480	178,480	1,819,270	1,819,270
Military Personnel, Army												
1.1.1 Reserve Components Called To Active Duty	0	0	-609,553	-609,553	1,906,427	1,906,427	22,185	22,185	119,996	119,996	1,439,055	1,439,055
1.1.2 Imminent Danger or Hostile Fire Pay	0	0	-28,109	-28,109	62,980	62,980	0	0	4,298	4,298	39,169	39,169
1.1.3 Family Separation Allowance	0	0	-15,074	-15,074	54,014	54,014	384	384	5,404	5,404	44,728	44,728
1.1.4 Hardship Duty Pay	0	0	-17,534	-17,534	44,883	44,883	0	0	4,257	4,257	31,606	31,606
1.1.5 Subsistence	0	0	-98,896	-98,896	264,129	264,129	0	0	37,363	37,363	202,596	202,596
1.1.7 Other Military Personnel (Special Pay)	0	0	-91,064	-91,064	146,020	146,020	0	0	7,162	7,162	62,118	62,118
1.1.8 Active Component Overstrength	0	0	-500,046	-500,046	500,044	500,044	0	0	0	0	-2	-2
1.0 Personnel Sub-Total	0	0	-1,360,276	-1,360,276	2,978,497	2,978,497	22,569	22,569	178,480	178,480	1,819,270	1,819,270
Army Reserve Total	0	0	420	-1,140	13,025	13,743	0	0	0	0	13,445	12,603
Reserve Personnel, Army												
1.1.6 Reserve Components Predeployment Training	0	0	420	-1,140	13,025	13,743	0	0	0	0	13,445	12,603
1.0 Personnel Sub-Total	0	0	420	-1,140	13,025	13,743	0	0	0	0	13,445	12,603
Army National Guard Total	-42	-41	-782	-10,795	101,431	100,671	0	0	0	0	100,607	89,835
National Guard Personnel, Army												
1.1.6 Reserve Components Predeployment Training	-17	-16	-761	-10,769	101,401	100,635	0	0	0	0	100,623	89,850
1.1.7 Other Military Personnel (Special Pay)	-25	-25	-21	-26	30	36	0	0	0	0	-16	-15
1.0 Personnel Sub-Total	-42	-41	-782	-10,795	101,431	100,671	0	0	0	0	100,607	89,835
Navy/Marine Corps Total	0	0	0	0	370,265	288,539	0	0	25,788	22,225	396,053	310,764
Navy Total	0	0	0	0	290,684	288,539	0	0	22,345	22,225	313,029	310,764
Navy Active Total	0	0	0	0	280,447	279,057	0	0	22,345	22,225	302,792	301,282
Military Personnel, Navy												
1.1.1 Reserve Components Called To Active Duty	0	0	0	0	215,338	215,338	0	0	18,975	18,975	234,313	234,313
1.1.2 Imminent Danger or Hostile Fire Pay	0	0	0	0	6,036	6,036	0	0	534	534	6,570	6,570
1.1.3 Family Separation Allowance	0	0	0	0	17,349	17,349	0	0	1,529	1,529	18,878	18,878
1.1.4 Hardship Duty Pay	0	0	0	0	2,938	2,938	0	0	260	260	3,198	3,198
1.1.5 Subsistence	0	0	0	0	19,538	19,538	0	0	0	0	19,538	19,538
1.1.7 Other Military Personnel (Special Pay)	0	0	0	0	19,248	17,858	0	0	1,047	927	20,295	18,785
1.0 Personnel Sub-Total	0	0	0	0	280,447	279,057	0	0	22,345	22,225	302,792	301,282
Navy Reserve Total	0	0	0	0	10,237	9,482	0	0	0	0	10,237	9,482
Reserve Personnel, Navy												
1.1.2 Imminent Danger or Hostile Fire Pay	0	0	0	0	2	2	0	0	0	0	2	2
1.1.4 Hardship Duty Pay	0	0	0	0	7	7	0	0	0	0	7	7
1.1.6 Reserve Components Predeployment Training	0	0	0	0	10,228	9,473	0	0	0	0	10,228	9,473
1.0 Personnel Sub-Total	0	0	0	0	10,237	9,482	0	0	0	0	10,237	9,482
Marine Corps Total	0	0	0	0	79,581	0	0	0	3,443	0	83,024	0
Marine Corps Active Total	0	0	0	0	75,823	0	0	0	3,443	0	79,266	0
Military Personnel, Marine Corps												
1.1.1 Reserve Components Called To Active Duty	0	0	0	0	59,443	0	0	0	3,443	0	62,886	0
1.1.2 Imminent Danger or Hostile Fire Pay	0	0	0	0	3,546	0	0	0	0	0	3,546	0
1.1.3 Family Separation Allowance	0	0	0	0	5,782	0	0	0	0	0	5,782	0
1.1.4 Hardship Duty Pay	0	0	0	0	2,432	0	0	0	0	0	2,432	0
1.1.5 Subsistence	0	0	0	0	2,305	0	0	0	0	0	2,305	0
1.1.7 Other Military Personnel (Special Pay)	0	0	0	0	500	0	0	0	0	0	500	0
1.1.8 Active Component Overstrength	0	0	0	0	1,815	0	0	0	0	0	1,815	0
1.0 Personnel Sub-Total	0	0	0	0	75,823	0	0	0	3,443	0	79,266	0

COST OF WAR
Military Personnel (MILPERS) Summary Execution by Operation, Component, Appropriation and Cost Breakdown Structure (CBS)
Fiscal Year 2007 - 2017
(Amounts in Thousands)
As of July 31, 2017

Component and Appropriation	Operation New Dawn (OND) / Post-OND Iraq Activities		Operation Enduring Freedom		Operation Freedom's Sentinel		Operation Noble Eagle		Operation Inherent Resolve		Summary	
	Obligations Year to Date	Disbursements Year to Date	Obligations Year to Date	Disbursements Year to Date	Obligations Year to Date	Disbursements Year to Date	Obligations Year to Date	Disbursements Year to Date	Obligations Year to Date	Disbursements Year to Date	Obligations Year to Date	Disbursements Year to Date
Marine Corps Reserve Total	0	0	0	0	3,758	0	0	0	0	0	3,758	0
Reserve Personnel, Marine Corps												
1.1.2 Imminent Danger or Hostile Fire Pay	0	0	0	0	4	0	0	0	0	0	4	0
1.1.3 Family Separation Allowance	0	0	0	0	17	0	0	0	0	0	17	0
1.1.4 Hardship Duty Pay	0	0	0	0	18	0	0	0	0	0	18	0
1.1.6 Reserve Components Predeployment Training	0	0	0	0	3,719	0	0	0	0	0	3,719	0
1.0 Personnel Sub-Total	0	0	0	0	3,758	0	0	0	0	0	3,758	0
Air Force Total	0	0	0	0	625,057	619,433	6,983	6,983	103,801	103,801	735,841	730,217
Air Force Active Total	0	0	0	0	603,338	603,338	6,983	6,983	103,801	103,801	714,122	714,122
Military Personnel, Air Force												
1.1.1 Reserve Components Called To Active Duty	0	0	0	0	470,826	470,826	6,786	6,786	73,880	73,880	551,492	551,492
1.1.2 Imminent Danger or Hostile Fire Pay	0	0	0	0	16,265	16,265	0	0	3,661	3,661	19,926	19,926
1.1.3 Family Separation Allowance	0	0	0	0	19,570	19,570	107	107	4,483	4,483	24,160	24,160
1.1.4 Hardship Duty Pay	0	0	0	0	13,606	13,606	0	0	3,131	3,131	16,737	16,737
1.1.5 Subsistence	0	0	0	0	69,795	69,795	90	90	15,972	15,972	85,857	85,857
1.1.7 Other Military Personnel (Special Pay)	0	0	0	0	13,276	13,276	0	0	2,674	2,674	15,950	15,950
1.0 Personnel Sub-Total	0	0	0	0	603,338	603,338	6,983	6,983	103,801	103,801	714,122	714,122
Air Force Reserve Total	0	0	0	0	17,779	12,798	0	0	0	0	17,779	12,798
Reserve Personnel, Air Force												
1.1.6 Reserve Components Predeployment Training	0	0	0	0	17,779	12,798	0	0	0	0	17,779	12,798
1.0 Personnel Sub-Total	0	0	0	0	17,779	12,798	0	0	0	0	17,779	12,798
Air Force National Guard Total	0	0	0	0	3,940	3,297	0	0	0	0	3,940	3,297
National Guard Personnel, Air Force												
1.1.6 Reserve Components Predeployment Training	0	0	0	0	3,940	3,297	0	0	0	0	3,940	3,297
1.0 Personnel Sub-Total	0	0	0	0	3,940	3,297	0	0	0	0	3,940	3,297

COST OF WAR
Military Personnel (MILPERS) Summary Execution by Operation and Cost Breakdown Structure (CBS)
Beginning Fiscal Year - 2017
(Amounts in Thousands)
As of July 31, 2017

CBS Summary	Operation Enduring Freedom		Operation Freedom's Sentinel		Operation Noble Eagle		Operation Inherent Resolve		Summary	
	Obligations Year to Date	Disbursements Year to Date	Obligations Year to Date	Disbursements Year to Date	Obligations Year to Date	Disbursements Year to Date	Obligations Year to Date	Disbursements Year to Date	Obligations Year to Date	Disbursements Year to Date
MILPERS CBS Summary Total	0	0	2,733,585	2,624,901	29,552	29,552	308,069	304,506	3,071,206	2,958,959
1.0 Personnel Costs	0	0	2,733,585	2,624,901	29,552	29,552	308,069	304,506	3,071,206	2,958,959
1.1.1 Reserve Components Called To Active Duty	0	0	2,042,480	1,983,037	28,971	28,971	216,294	212,851	2,287,745	2,224,859
1.1.2 Imminent Danger or Hostile Fire Pay	0	0	60,725	57,175	0	0	8,493	8,493	69,218	65,668
1.1.3 Family Separation Allowance	0	0	81,652	75,858	491	491	11,416	11,416	93,559	87,765
1.1.4 Hardship Duty Pay	0	0	46,337	43,900	0	0	7,648	7,648	53,985	51,548
1.1.5 Subsistence	0	0	256,871	254,566	90	90	53,335	53,335	310,296	307,991
1.1.6 Reserve Components Predeployment Training	0	0	155,726	124,276	0	0	0	0	155,726	124,276
1.1.7 Other Military Personnel (Special Pay)	0	0	87,979	86,089	0	0	10,883	10,763	98,862	96,852
1.1.8 Active Component Overstrength	0	0	1,815	0	0	0	0	0	1,815	0
1.0 Personnel Sub-Total	0	0	2,733,585	2,624,901	29,552	29,552	308,069	304,506	3,071,206	2,958,959

COST OF WAR
Military Personnel (MILPERS) Summary Execution by Operation, Component, and Cost Breakdown Structure (CBS)
Beginning Fiscal Year - 2017
(Amounts in Thousands)
As of July 31, 2017

Component	Operation Enduring Freedom		Operation Freedom's Sentinel		Operation Noble Eagle		Operation Inherent Resolve		Summary	
	Obligations Year To Date	Disbursements Year To Date	Obligations Year To Date	Disbursements Year To Date	Obligations Year To Date	Disbursements Year To Date	Obligations Year To Date	Disbursements Year To Date	Obligations Year To Date	Disbursements Year To Date
Grand Total	0	0	2,733,585	2,624,901	29,552	29,552	308,069	304,506	3,071,206	2,958,959
Army Total	0	0	1,740,877	1,718,876	22,569	22,569	178,480	178,480	1,941,926	1,919,925
1.1.1 Reserve Components Called To Active Duty	0	0	1,296,873	1,296,873	22,185	22,185	119,996	119,996	1,439,054	1,439,054
1.1.2 Imminent Danger or Hostile Fire Pay	0	0	34,872	34,872	0	0	4,298	4,298	39,170	39,170
1.1.3 Family Separation Allowance	0	0	38,939	38,939	384	384	5,404	5,404	44,727	44,727
1.1.4 Hardship Duty Pay	0	0	27,349	27,349	0	0	4,257	4,257	31,606	31,606
1.1.5 Subsistence	0	0	165,233	165,233	0	0	37,363	37,363	202,596	202,596
1.1.6 Reserve Components Predeployment Training	0	0	122,656	100,655	0	0	0	0	122,656	100,655
1.1.7 Other Military Personnel (Special Pay)	0	0	54,955	54,955	0	0	7,162	7,162	62,117	62,117
1.0 Personnel Sub-Total	0	0	1,740,877	1,718,876	22,569	22,569	178,480	178,480	1,941,926	1,919,925
Navy/Marine Corps Total	0	0	370,001	288,539	0	0	25,788	22,225	395,789	310,764
Navy Total	0	0	290,684	288,539	0	0	22,345	22,225	313,029	310,764
1.1.1 Reserve Components Called To Active Duty	0	0	215,338	215,338	0	0	18,975	18,975	234,313	234,313
1.1.2 Imminent Danger or Hostile Fire Pay	0	0	6,038	6,038	0	0	534	534	6,572	6,572
1.1.3 Family Separation Allowance	0	0	17,349	17,349	0	0	1,529	1,529	18,878	18,878
1.1.4 Hardship Duty Pay	0	0	2,945	2,945	0	0	260	260	3,205	3,205
1.1.5 Subsistence	0	0	19,538	19,538	0	0	0	0	19,538	19,538
1.1.6 Reserve Components Predeployment Training	0	0	10,228	9,473	0	0	0	0	10,228	9,473
1.1.7 Other Military Personnel (Special Pay)	0	0	19,248	17,858	0	0	1,047	927	20,295	18,785
1.0 Personnel Sub-Total	0	0	290,684	288,539	0	0	22,345	22,225	313,029	310,764
Marine Corps Total	0	0	79,317	0	0	0	3,443	0	82,760	0
1.1.1 Reserve Components Called To Active Duty	0	0	59,443	0	0	0	3,443	0	62,886	0
1.1.2 Imminent Danger or Hostile Fire Pay	0	0	3,550	0	0	0	0	0	3,550	0
1.1.3 Family Separation Allowance	0	0	5,794	0	0	0	0	0	5,794	0
1.1.4 Hardship Duty Pay	0	0	2,437	0	0	0	0	0	2,437	0
1.1.5 Subsistence	0	0	2,305	0	0	0	0	0	2,305	0
1.1.6 Reserve Components Predeployment Training	0	0	3,473	0	0	0	0	0	3,473	0
1.1.7 Other Military Personnel (Special Pay)	0	0	500	0	0	0	0	0	500	0
1.1.8 Active Component Overstrength	0	0	1,815	0	0	0	0	0	1,815	0
1.0 Personnel Sub-Total	0	0	79,317	0	0	0	3,443	0	82,760	0
Air Force Total	0	0	622,707	617,486	6,983	6,983	103,801	103,801	733,491	728,270
1.1.1 Reserve Components Called To Active Duty	0	0	470,826	470,826	6,786	6,786	73,880	73,880	551,492	551,492
1.1.2 Imminent Danger or Hostile Fire Pay	0	0	16,265	16,265	0	0	3,661	3,661	19,926	19,926
1.1.3 Family Separation Allowance	0	0	19,570	19,570	107	107	4,483	4,483	24,160	24,160
1.1.4 Hardship Duty Pay	0	0	13,606	13,606	0	0	3,131	3,131	16,737	16,737
1.1.5 Subsistence	0	0	69,795	69,795	90	90	15,972	15,972	85,857	85,857
1.1.6 Reserve Components Predeployment Training	0	0	19,369	14,148	0	0	0	0	19,369	14,148
1.1.7 Other Military Personnel (Special Pay)	0	0	13,276	13,276	0	0	2,674	2,674	15,950	15,950
1.0 Personnel Sub-Total	0	0	622,707	617,486	6,983	6,983	103,801	103,801	733,491	728,270

COST OF WAR
Military Personnel (MILPERS) Summary Execution by Operation, Component, Appropriation and Cost Breakdown Structure (CBS)
Beginning Fiscal Year - 2017
(Amounts in Thousands)
As of July 31, 2017

Component and Appropriation	Operation Enduring Freedom		Operation Freedom's Sentinel		Operation Noble Eagle		Operation Inherent Resolve		Summary	
	Obligations Year to Date	Disbursements Year to Date	Obligations Year to Date	Disbursements Year to Date	Obligations Year to Date	Disbursements Year to Date	Obligations Year to Date	Disbursements Year to Date	Obligations Year to Date	Disbursements Year to Date
Grand Total	0	0	2,733,585	2,624,901	29,552	29,552	308,069	304,506	3,071,206	2,958,959
Army Total	0	0	1,740,877	1,718,876	22,569	22,569	178,480	178,480	1,941,926	1,919,925
Army Active Total	0	0	1,618,221	1,618,221	22,569	22,569	178,480	178,480	1,819,270	1,819,270
Military Personnel, Army										
1.1.1 Reserve Components Called To Active Duty	0	0	1,296,873	1,296,873	22,185	22,185	119,996	119,996	1,439,054	1,439,054
1.1.2 Imminent Danger or Hostile Fire Pay	0	0	34,872	34,872	0	0	4,298	4,298	39,170	39,170
1.1.3 Family Separation Allowance	0	0	38,939	38,939	384	384	5,404	5,404	44,727	44,727
1.1.4 Hardship Duty Pay	0	0	27,349	27,349	0	0	4,257	4,257	31,606	31,606
1.1.5 Subsistence	0	0	165,233	165,233	0	0	37,363	37,363	202,596	202,596
1.1.7 Other Military Personnel (Special Pay)	0	0	54,955	54,955	0	0	7,162	7,162	62,117	62,117
1.0 Personnel Sub-Total	0	0	1,618,221	1,618,221	22,569	22,569	178,480	178,480	1,819,270	1,819,270
Army Reserve Total	0	0	13,008	12,100	0	0	0	0	13,008	12,100
Reserve Personnel, Army										
1.1.6 Reserve Components Predeployment Training	0	0	13,008	12,100	0	0	0	0	13,008	12,100
1.0 Personnel Sub-Total	0	0	13,008	12,100	0	0	0	0	13,008	12,100
Army National Guard Total	0	0	109,648	88,555	0	0	0	0	109,648	88,555
National Guard Personnel, Army										
1.1.6 Reserve Components Predeployment Training	0	0	109,648	88,555	0	0	0	0	109,648	88,555
1.0 Personnel Sub-Total	0	0	109,648	88,555	0	0	0	0	109,648	88,555
Navy/Marine Corps Total	0	0	370,001	288,539	0	0	25,788	22,225	395,789	310,764
Navy Total	0	0	290,684	288,539	0	0	22,345	22,225	313,029	310,764
Navy Active Total	0	0	280,447	279,057	0	0	22,345	22,225	302,792	301,282
Military Personnel, Navy										
1.1.1 Reserve Components Called To Active Duty	0	0	215,338	215,338	0	0	18,975	18,975	234,313	234,313
1.1.2 Imminent Danger or Hostile Fire Pay	0	0	6,036	6,036	0	0	534	534	6,570	6,570
1.1.3 Family Separation Allowance	0	0	17,349	17,349	0	0	1,529	1,529	18,878	18,878
1.1.4 Hardship Duty Pay	0	0	2,938	2,938	0	0	260	260	3,198	3,198
1.1.5 Subsistence	0	0	19,538	19,538	0	0	0	0	19,538	19,538
1.1.7 Other Military Personnel (Special Pay)	0	0	19,248	17,858	0	0	1,047	927	20,295	18,785
1.0 Personnel Sub-Total	0	0	280,447	279,057	0	0	22,345	22,225	302,792	301,282
Navy Reserve Total	0	0	10,237	9,482	0	0	0	0	10,237	9,482
Reserve Personnel, Navy										
1.1.2 Imminent Danger or Hostile Fire Pay	0	0	2	2	0	0	0	0	2	2
1.1.4 Hardship Duty Pay	0	0	7	7	0	0	0	0	7	7
1.1.6 Reserve Components Predeployment Training	0	0	10,228	9,473	0	0	0	0	10,228	9,473
1.0 Personnel Sub-Total	0	0	10,237	9,482	0	0	0	0	10,237	9,482
Marine Corps Total	0	0	79,317	0	0	0	3,443	0	82,760	0
Marine Corps Active Total	0	0	75,823	0	0	0	3,443	0	79,266	0
Military Personnel, Marine Corps										
1.1.1 Reserve Components Called To Active Duty	0	0	59,443	0	0	0	3,443	0	62,886	0
1.1.2 Imminent Danger or Hostile Fire Pay	0	0	3,546	0	0	0	0	0	3,546	0

COST OF WAR
Military Personnel (MILPERS) Summary Execution by Operation, Component, Appropriation and Cost Breakdown Structure (CBS)
Beginning Fiscal Year - 2017
(Amounts in Thousands)
As of July 31, 2017

Component and Appropriation	Operation Enduring Freedom		Operation Freedom's Sentinel		Operation Noble Eagle		Operation Inherent Resolve		Summary	
	Obligations Year to Date	Disbursements Year to Date	Obligations Year to Date	Disbursements Year to Date	Obligations Year to Date	Disbursements Year to Date	Obligations Year to Date	Disbursements Year to Date	Obligations Year to Date	Disbursements Year to Date
1.1.3 Family Separation Allowance	0	0	5,782	0	0	0	0	0	5,782	0
1.1.4 Hardship Duty Pay	0	0	2,432	0	0	0	0	0	2,432	0
1.1.5 Subsistence	0	0	2,305	0	0	0	0	0	2,305	0
1.1.7 Other Military Personnel (Special Pay)	0	0	500	0	0	0	0	0	500	0
1.1.8 Active Component Overstrength	0	0	1,815	0	0	0	0	0	1,815	0
1.0 Personnel Sub-Total	0	0	75,823	0	0	0	3,443	0	79,266	0
Marine Corps Reserve Total	0	0	3,494	0	0	0	0	0	3,494	0
Reserve Personnel, Marine Corps										
1.1.2 Imminent Danger or Hostile Fire Pay	0	0	4	0	0	0	0	0	4	0
1.1.3 Family Separation Allowance	0	0	12	0	0	0	0	0	12	0
1.1.4 Hardship Duty Pay	0	0	5	0	0	0	0	0	5	0
1.1.6 Reserve Components Predeployment Training	0	0	3,473	0	0	0	0	0	3,473	0
1.0 Personnel Sub-Total	0	0	3,494	0	0	0	0	0	3,494	0
Air Force Total	0	0	622,707	617,486	6,983	6,983	103,801	103,801	733,491	728,270
Air Force Active Total	0	0	603,338	603,338	6,983	6,983	103,801	103,801	714,122	714,122
Military Personnel, Air Force										
1.1.1 Reserve Components Called To Active Duty	0	0	470,826	470,826	6,786	6,786	73,880	73,880	551,492	551,492
1.1.2 Imminent Danger or Hostile Fire Pay	0	0	16,265	16,265	0	0	3,661	3,661	19,926	19,926
1.1.3 Family Separation Allowance	0	0	19,570	19,570	107	107	4,483	4,483	24,160	24,160
1.1.4 Hardship Duty Pay	0	0	13,606	13,606	0	0	3,131	3,131	16,737	16,737
1.1.5 Subsistence	0	0	69,795	69,795	90	90	15,972	15,972	85,857	85,857
1.1.7 Other Military Personnel (Special Pay)	0	0	13,276	13,276	0	0	2,674	2,674	15,950	15,950
1.0 Personnel Sub-Total	0	0	603,338	603,338	6,983	6,983	103,801	103,801	714,122	714,122
Air Force Reserve Total	0	0	15,429	10,851	0	0	0	0	15,429	10,851
Reserve Personnel, Air Force										
1.1.6 Reserve Components Predeployment Training	0	0	15,429	10,851	0	0	0	0	15,429	10,851
1.0 Personnel Sub-Total	0	0	15,429	10,851	0	0	0	0	15,429	10,851
Air Force National Guard Total	0	0	3,940	3,297	0	0	0	0	3,940	3,297
National Guard Personnel, Air Force										
1.1.6 Reserve Components Predeployment Training	0	0	3,940	3,297	0	0	0	0	3,940	3,297
1.0 Personnel Sub-Total	0	0	3,940	3,297	0	0	0	0	3,940	3,297

**Operation and Maintenance Subsidiary Report
(Cost Breakdown Structure)**

COST OF WAR
Operation and Maintenance (O&M) Summary Execution by Operation and Cost Breakdown Structure (CBS)
Fiscal Year 2007 - 2017
(Amounts in Thousands)
As of July 31, 2017

CBS Summary	Operation New Dawn (OND) / Post-OND Iraq Activities		Operation Enduring Freedom		Operation Freedom's Sentinel		Operation Noble Eagle		Operation Inherent Resolve		Summary	
	Obligations Year to Date	Disbursements Year to Date	Obligations Year to Date	Disbursements Year to Date	Obligations Year to Date	Disbursements Year to Date	Obligations Year to Date	Disbursements Year to Date	Obligations Year to Date	Disbursements Year to Date	Obligations Year to Date	Disbursements Year to Date
O&M CBS Summary Total	-46,053	152,739	-32,084	105,343	26,925,699	18,332,982	46,076	26,797	5,072,355	3,690,326	31,965,993	22,308,187
1.0 Personnel Costs	940	840	3,163	3,772	298,121	262,369	1,520	1,492	23,587	19,076	327,331	287,549
2.0 Personnel Support Costs	-1,542	17,842	-116,837	-11,868	1,268,918	898,225	6,505	5,293	175,024	144,253	1,332,068	953,745
3.0 Operating Support Costs	-35,098	133,366	207,929	143,452	18,847,866	11,722,151	37,495	19,521	3,657,923	2,506,681	22,716,115	14,525,171
4.0 Transportation Costs	-2,206	643	-4,529	2,883	2,831,382	1,970,138	556	491	297,660	196,432	3,122,863	2,170,587
6.0 Investment Costs	0	0	0	0	450	0	0	0	0	0	450	0
7.0 Other Support Costs	-8,147	48	-121,810	67,104	3,678,962	3,480,099	0	0	918,161	823,884	4,467,166	4,371,135
1.2.1 Civilian Premium Pay	795	830	678	864	248,735	214,008	374	346	16,589	12,954	267,171	229,002
1.2.2 Civilian Temporary Hires	145	10	2,485	2,907	49,386	48,362	1,146	1,146	6,998	6,122	60,160	58,547
1.2.3 MRAP Vehicles	0	0	0	1	0	-1	0	0	0	0	0	0
1.0 Personnel Sub-Total	940	840	3,163	3,772	298,121	262,369	1,520	1,492	23,587	19,076	327,331	287,549
2.1 Temporary Duty (TDY)/Additional Duty (TAD)	306	575	26,095	6,861	584,585	492,552	6,428	5,210	52,089	31,706	669,503	536,904
2.2 Clothing and Other Personnel Equipment & Supplies	-1,176	144	52,614	51,338	188,885	29,956	0	58	0	50	240,381	81,488
2.2.1 Organizational Clothing	0	0	258	29	6,939	-29	0	0	0	0	7,197	0
2.3 Medical Support/Health Services	-661	-184	-205,256	-189,023	288,055	228,538	77	83	11,433	8,670	93,648	48,084
2.4 Reserve Component Activation/Deactivation	0	0	4,686	5,120	1,986	-731	0	0	10	32	6,682	4,421
2.5 Other Personnel Support	-11	17,307	3,665	12,695	169,454	140,029	0	0	111,434	103,795	284,542	273,826
2.6 Rest & Recreation	0	0	0	0	4,600	4,600	0	0	0	0	4,600	4,600
2.7 Body Armor	0	0	1,101	1,112	24,414	3,310	0	0	0	0	25,515	4,422
2.0 Personnel Support Sub-Total	-1,542	17,842	-116,837	-11,868	1,268,918	898,225	6,505	5,293	175,024	144,253	1,332,068	953,745
3.1 Training	0	0	981	-3,600	409,070	240,090	0	0	4,633	4,545	414,684	241,035
3.1.0 Care-in-Store	0	0	0	0	10,820	0	0	0	2	0	10,820	0
3.2 Operations (OPTEMPO) (Fuel, Other POL, Parts)	-8,344	-8,049	-33,035	-24,551	2,485,887	1,900,657	10,850	10,589	1,798,297	1,656,991	4,253,655	3,535,637
3.2.1 MRAP Vehicles Operation	0	0	144	57	51,331	17,972	0	0	0	0	51,475	18,029
3.3 Other Supplies & Equipment	7,963	8,688	91,711	108,611	1,273,354	1,002,471	400	186	587,502	256,147	1,960,930	1,376,103
3.4 Facilities/Base Support	-266	543	-9,885	31,541	1,049,392	299,173	1,684	926	101,665	38,965	1,142,590	371,148
3.4.1 MRAP Vehicles Facilities and Base Support	0	0	0	758	0	5,306	0	0	0	0	0	6,064
3.5.1 Organization Level Maintenance	-27	-3	25,740	22,771	105,534	94,486	0	0	8,672	4,055	139,919	121,309
3.5.2 Intermediate Level Maintenance	-13,049	205	-17	31	82,325	54,843	0	0	17,469	9,712	86,728	64,791
3.5.3 Depot Level Maintenance	-10,840	26,508	73,630	162,852	4,813,370	3,174,832	0	0	133,417	45,218	5,009,577	3,409,410
3.5.4 Contractor Logistics Support	-6,234	1,771	14,643	17,915	936,644	417,356	15,680	2,771	66,559	23,981	1,027,292	463,794
3.5.6 MRAP Vehicles Equipment Maintenance	0	0	9,614	10,207	86,011	23,632	0	0	0	0	95,625	33,839
3.6 (C4I)	-142	91,874	558,750	225,452	3,204,892	2,324,589	232	97	275,731	103,991	4,039,463	2,746,003
3.7 Other Services and Miscellaneous Contracts	-4,159	11,829	-524,347	-408,592	4,305,742	2,166,744	8,649	4,952	663,976	363,076	4,449,861	2,138,009
3.8 IED Operation	0	0	0	0	17	0	0	0	0	0	17	0
3.9 Psychological Operations (Information Operations)	0	0	0	0	33,477	0	0	0	0	0	33,477	0
3.0 Operating Support Sub-Total	-35,098	133,366	207,929	143,452	18,847,866	11,722,151	37,495	19,521	3,657,923	2,506,681	22,716,115	14,525,171
4.1 Airlift	0	642	-2,730	2,220	1,640,964	1,212,797	0	0	231,716	188,995	1,869,950	1,404,654
4.2 Sealift	0	0	1,552	4,228	164,339	137,743	0	0	0	0	165,891	141,971
4.4 Port Handling/Inland Transportation	-51	0	-5,249	267	185,722	94,875	556	491	815	327	181,793	95,960
4.5 Other Transportation	-1,697	3	2,968	7,101	267,884	187,277	0	0	5,496	5,391	274,651	199,772
4.6 Second Destination Transportation	0	-2	-1,061	-10,933	569,622	334,838	0	0	59,585	991	628,146	324,894
4.7 MRAP Vehicles Transportation	-458	0	0	0	50	0	0	0	0	0	-408	0
4.8 Retrograde of Personnel and Equipment	0	0	-9	0	2,801	2,608	0	0	48	728	2,840	3,336
4.0 Transportation Sub-Total	-2,206	643	-4,529	2,883	2,831,382	1,970,138	556	491	297,660	196,432	3,122,863	2,170,587
6.2.1 Basic Research	0	0	0	0	450	0	0	0	0	0	450	0
6.0 Investment Sub-Total	0	0	0	0	450	0	0	0	0	0	450	0
7.1.01 Pakistan	0	0	0	0	550,000	550,000	0	0	0	0	550,000	550,000
7.1.12 Jordan (OEF)	0	0	0	0	49,708	49,708	0	0	0	0	49,708	49,708
7.1.26 Coalition support for Mongolia (OEF)	0	0	0	0	674	674	0	0	0	0	674	674
7.1.90 Coalition Readiness Support Program (CRSP)	0	0	0	0	11,357	11,192	0	0	0	0	11,357	11,192
7.2.1 Transportation Support	0	0	0	0	12,000	8,439	0	0	0	0	12,000	8,439
7.2.2 Logistic Support	0	0	0	0	40,200	51,441	0	0	0	0	40,200	51,441
7.3.02 Defense Forces Sustainment	-3,569	0	-17,399	-1,326	1,439,643	1,380,158	0	0	0	0	1,418,675	1,378,832
7.3.03 Defense Forces Infrastructure	0	0	-22,945	19,968	65,175	24,032	0	0	0	0	42,230	44,000
7.3.04 Defense Forces Equipment and Transportation	-4,431	0	-652	-652	835,243	691,567	0	0	0	0	830,160	690,915

COST OF WAR
Operation and Maintenance (O&M) Summary Execution by Operation and Cost Breakdown Structure (CBS)
Fiscal Year 2007 - 2017
(Amounts in Thousands)
As of July 31, 2017

	Operation New Dawn (OND) / Post-OND Iraq Activities		Operation Enduring Freedom		Operation Freedom's Sentinel		Operation Noble Eagle		Operation Inherent Resolve		Summary	
	Obligations Year to Date	Disbursements Year to Date	Obligations Year to Date	Disbursements Year to Date	Obligations Year to Date	Disbursements Year to Date	Obligations Year to Date	Disbursements Year to Date	Obligations Year to Date	Disbursements Year to Date	Obligations Year to Date	Disbursements Year to Date
CBS Summary												
7.3.05 Defense Forces Training and Operations	-147	48	-22,724	-21,669	167,584	147,970	0	0	0	0	144,713	126,349
7.3.07 Interior Forces Sustainment	0	0	-15,313	-1,467	438,056	452,781	0	0	0	0	422,743	451,314
7.3.08 Interior Forces Infrastructure	0	0	-8,690	1,912	11,804	50,919	0	0	0	0	3,114	52,831
7.3.09 Interior Forces Equipment	0	0	-458	-79	-4,441	-1,220	0	0	0	0	-4,899	-1,299
7.3.10 Interior Forces Training and Operations	0	0	-27,385	-21,688	60,287	62,271	0	0	0	0	32,902	40,583
7.3.14 Detainee Operations Sustainment	0	0	-2,820	0	-39	377	0	0	0	0	-2,859	377
7.3.15 Detainee Operations Infrastructure	0	0	-2	0	0	0	0	0	0	0	-2	0
7.3.17 Detainee Operations Training and Operations	0	0	-31	0	0	0	0	0	0	0	-31	0
7.3.20 Other	0	0	-2,855	-8,532	0	-1,551	0	0	0	0	-2,855	-10,083
7.4.1 Afghanistan (CERP)	0	0	-331	0	1,711	1,341	0	0	0	0	1,380	1,341
7.5.1 Afghanistan Infrastructure Fund - Power	0	0	1,240	98,761	0	0	0	0	0	0	1,240	98,761
7.5.2 Afghanistan Infrastructure Fund - Transportation	0	0	-77	2,984	0	0	0	0	0	0	-77	2,984
7.5.3 Afghanistan Infrastructure Fund - Water	0	0	-1,368	-1,108	0	0	0	0	0	0	-1,368	-1,108
7.6.1 Trainee Equip/Support	0	0	0	0	0	0	0	0	207,568	75,557	207,568	75,557
7.6.2 U.S. Trainer/Enabler	0	0	0	0	0	0	0	0	141,267	47,733	141,267	47,733
7.7.1 Defense Forces	0	0	0	0	0	0	0	0	569,326	700,594	569,326	700,594
7.0 Other Support Sub-Total	-8,147	48	-121,810	67,104	3,678,962	3,480,099	0	0	918,161	823,884	4,467,166	4,371,135

COST OF WAR
Operation and Maintenance (O&M) Summary Execution by Operation, Component, and Cost Breakdown Structure (CBS)
Fiscal Year 2007 - 2017
(Amounts in Thousands)
As of July 31, 2017

Component	Operation New Dawn (OND) / Post-OND Iraq Activities		Operation Enduring Freedom		Operation Freedom's Sentinel		Operation Noble Eagle		Operation Inherent Resolve		Summary	
	Obligations Year To Date	Disbursements Year To Date	Obligations Year To Date	Disbursements Year To Date	Obligations Year To Date	Disbursements Year To Date	Obligations Year To Date	Disbursements Year To Date	Obligations Year To Date	Disbursements Year To Date	Obligations Year To Date	Disbursements Year To Date
Grand Total	-46,053	152,739	-32,084	105,343	26,925,699	18,332,982	46,076	26,797	5,072,355	3,690,326	31,965,993	22,308,187
Army Total	-37,535	94,735	-259,901	-372,967	12,782,082	7,839,399	33,732	14,485	2,245,561	1,346,930	14,763,939	8,922,582
1.2.1 Civilian Premium Pay	795	830	64	247	63,460	55,440	374	346	11,929	11,545	76,622	68,408
1.2.2 Civilian Temporary Hires	0	0	-7	-83	975	989	0	0	460	460	1,428	1,366
1.0 Personnel Sub-Total	795	830	57	164	64,435	56,429	374	346	12,389	12,005	78,050	69,774
2.1 Temporary Duty (TDY)/Additional Duty (TAD)	474	497	3,386	-22,781	158,054	135,064	5,347	4,222	22,722	8,769	189,983	125,771
2.2 Clothing and Other Personnel Equipment & Supplies	-1,176	144	0	0	217,865	64,302	0	0	0	0	216,689	64,446
2.2.1 Organizational Clothing	0	0	0	-227	7,198	227	0	0	0	0	7,198	0
2.3 Medical Support/Health Services	0	0	-436	-36	35,488	29,025	0	0	9,616	7,730	44,668	36,719
2.4 Reserve Component Activation/Deactivation	0	0	0	0	5,546	3,444	0	0	0	0	5,546	3,444
2.5 Other Personnel Support	-1	0	-1,016	-10	20,646	8,694	0	0	83,085	83,078	102,714	91,762
2.6 Rest & Recreation	0	0	0	0	4,600	4,600	0	0	0	0	4,600	4,600
2.0 Personnel Support Sub-Total	-703	641	1,934	-23,054	449,397	245,356	5,347	4,222	115,423	99,577	571,398	326,742
3.1 Training	0	0	-61	-76	238,916	121,795	0	0	63	25	238,918	121,744
3.1.0 Care-in-Store	0	0	0	0	10,820	0	0	0	0	0	10,820	0
3.2 Operations (OPTEMPO) (Fuel, Other POL, Parts)	-8	-8	-695	-12	876,690	666,131	764	503	247,908	121,166	1,124,659	787,780
3.2.1 MRAP Vehicles Operation	0	0	0	0	48,029	17,545	0	0	0	0	48,029	17,545
3.3 Other Supplies & Equipment	-232	-3	-2,113	-9,406	480,740	294,160	384	177	505,930	188,601	984,709	473,529
3.4 Facilities/Base Support	-267	542	-16,479	-311	769,908	162,112	1,669	926	49,311	9,150	804,142	172,419
3.5.1 Organization Level Maintenance	-27	-3	-793	-2,746	30,033	19,809	0	0	0	0	29,213	17,060
3.5.2 Intermediate Level Maintenance	-13,049	205	-94	31	218,617	126,534	0	0	0	0	205,474	126,770
3.5.3 Depot Level Maintenance	-1,488	205	-967	-173	793,854	269,938	0	0	679	663	792,078	270,633
3.5.4 Contractor Logistics Support	-6,192	1,769	-10,278	-10,924	679,376	241,436	15,680	2,771	22,770	6,571	701,356	241,623
3.5.6 MRAP Vehicles Equipment Maintenance	0	0	0	0	41,491	3,901	0	0	0	0	41,491	3,901
3.6 (C4I)	-193	90,076	7,560	-345,402	1,696,661	1,318,920	232	97	184,522	42,957	1,888,782	1,106,648
3.7 Other Services and Miscellaneous Contracts	-7,515	435	-109,439	-40,088	2,201,102	839,930	8,726	4,952	337,114	124,159	2,429,988	929,389
3.9 Psychological Operations (Information Operations)	0	0	0	0	30,839	0	0	0	0	0	30,839	0
3.0 Operating Support Sub-Total	-28,971	93,218	-133,359	-409,107	8,117,076	4,082,211	27,455	9,426	1,348,297	493,292	9,330,498	4,269,040
4.1 Airlift	0	0	-517	0	356,556	176,441	0	0	0	0	356,039	176,441
4.2 Sealfit	0	0	-517	0	42,574	41,852	0	0	0	0	42,057	41,852
4.4 Port Handling/Inland Transportation	-51	0	-5,484	3	174,735	88,266	556	491	815	327	170,571	89,087
4.5 Other Transportation	0	0	21	-12	300	21	0	0	0	0	321	9
4.6 Second Destination Transportation	0	-2	-226	-8,065	561,986	340,178	0	0	59,585	991	621,345	333,102
4.7 MRAP Vehicles Transportation	-458	0	0	0	0	0	0	0	0	0	-458	0
4.0 Transportation Sub-Total	-509	-2	-6,723	-8,074	1,136,151	646,758	556	491	60,400	1,318	1,189,875	640,491
7.3.02 Defense Forces Sustainment	-3,569	0	-17,399	-1,326	1,439,643	1,380,158	0	0	0	0	1,418,675	1,378,832
7.3.03 Defense Forces Infrastructure	0	0	-22,945	19,968	65,175	24,032	0	0	0	0	42,230	44,000
7.3.04 Defense Forces Equipment and Transportation	-4,431	0	-652	-652	835,243	691,567	0	0	0	0	830,160	690,915
7.3.05 Defense Forces Training and Operations	-147	48	-22,724	-21,669	167,584	147,970	0	0	0	0	144,713	126,349
7.3.07 Interior Forces Sustainment	0	0	-15,313	-1,467	438,056	452,781	0	0	0	0	422,743	451,314
7.3.08 Interior Forces Infrastructure	0	0	-8,690	1,912	11,804	50,919	0	0	0	0	3,114	52,831
7.3.09 Interior Forces Equipment	0	0	-458	-79	-4,441	-1,220	0	0	0	0	-4,899	-1,299
7.3.10 Interior Forces Training and Operations	0	0	-27,385	-21,688	60,287	62,271	0	0	0	0	32,902	40,583
7.3.14 Detainee Operations Sustainment	0	0	-2,820	0	-39	377	0	0	0	0	-2,859	377
7.3.15 Detainee Operations Infrastructure	0	0	-2	0	0	0	0	0	0	0	-2	0
7.3.17 Detainee Operations Training and Operations	0	0	-31	0	0	0	0	0	0	0	-31	0
7.3.20 Other	0	0	-2,855	-8,532	0	-1,551	0	0	0	0	-2,855	-10,083
7.4.1 Afghanistan (CERP)	0	0	-331	0	1,711	1,341	0	0	0	0	1,380	1,341
7.5.1 Afghanistan Infrastructure Fund - Power	0	0	1,240	98,761	0	0	0	0	0	0	1,240	98,761
7.5.2 Afghanistan Infrastructure Fund - Transportation	0	0	-77	2,984	0	0	0	0	0	0	-77	2,984
7.5.3 Afghanistan Infrastructure Fund - Water	0	0	-1,368	-1,108	0	0	0	0	0	0	-1,368	-1,108
7.6.1 Trainee Equip/Support	0	0	0	0	0	0	0	0	15,011	9,453	15,011	9,453
7.6.2 U.S. Trainer/Enabler	0	0	0	0	0	0	0	0	124,715	30,691	124,715	30,691
7.7.1 Defense Forces	0	0	0	0	0	0	0	0	569,326	700,594	569,326	700,594
7.0 Other Support Sub-Total	-8,147	48	-121,810	67,104	3,015,523	2,808,645	0	0	709,052	740,738	3,594,118	3,616,535
Navy/Marine Corps Total	-8,776	26,267	546,835	510,374	4,583,513	3,236,772	0	0	556,826	362,347	5,678,398	4,135,760
Navy Total	0	0	0	0	4,101,001	2,787,903	0	0	448,990	320,622	4,549,991	3,108,525
1.2.1 Civilian Premium Pay	0	0	0	0	106,014	90,115	0	0	141	141	106,155	90,256

COST OF WAR
Operation and Maintenance (O&M) Summary Execution by Operation, Component, and Cost Breakdown Structure (CBS)
Fiscal Year 2007 - 2017
(Amounts in Thousands)
As of July 31, 2017

Component	Operation New Dawn (OND) / Post-OND Iraq Activities		Operation Enduring Freedom		Operation Freedom's Sentinel		Operation Noble Eagle		Operation Inherent Resolve		Summary	
	Obligations Year To Date	Disbursements Year To Date	Obligations Year To Date	Disbursements Year To Date	Obligations Year To Date	Disbursements Year To Date	Obligations Year To Date	Disbursements Year To Date	Obligations Year To Date	Disbursements Year To Date	Obligations Year To Date	Disbursements Year To Date
1.2.2 Civilian Temporary Hires	0	0	0	0	264	264	0	0	0	0	264	264
1.0 Personnel Sub-Total	0	0	0	0	106,278	90,379	0	0	141	141	106,419	90,520
2.1 Temporary Duty (TDY)/Additional Duty (TAD)	0	0	0	0	91,470	65,266	0	0	1,542	1,469	93,012	66,735
2.2 Clothing and Other Personnel Equipment & Supplies	0	0	0	0	9,126	2,033	0	0	49	47	9,175	2,080
2.3 Medical Support/Health Services	0	0	0	0	3,278	1,144	0	0	250	0	3,528	1,144
2.4 Reserve Component Activation/Deactivation	0	0	0	0	1,689	740	0	0	0	0	1,689	740
2.5 Other Personnel Support	0	0	0	0	4,988	3,917	0	0	0	0	4,988	3,917
2.7 Body Armor	0	0	0	0	1,230	613	0	0	0	0	1,230	613
2.0 Personnel Support Sub-Total	0	0	0	0	111,781	73,713	0	0	1,841	1,516	113,622	75,229
3.1 Training	0	0	0	0	59,958	29,659	0	0	0	0	59,958	29,659
3.2 Operations (OPTEMPO) (Fuel, Other POL, Parts)	0	0	0	0	812,414	649,556	0	0	267,423	267,423	1,079,837	916,979
3.3 Other Supplies & Equipment	0	0	0	0	170,714	122,622	0	0	1,140	113	171,854	122,735
3.4 Facilities/Base Support	0	0	0	0	124,116	3,015	0	0	0	0	124,116	3,015
3.5.1 Organization Level Maintenance	0	0	0	0	78,938	70,249	0	0	8,672	4,055	87,610	74,304
3.5.2 Intermediate Level Maintenance	0	0	0	0	53,316	13,367	0	0	0	0	53,316	13,367
3.5.3 Depot Level Maintenance	0	0	0	0	2,004,959	1,417,115	0	0	53,160	20,277	2,058,119	1,437,392
3.5.4 Contractor Logistics Support	0	0	0	0	10,231	6,098	0	0	0	0	10,231	6,098
3.6 (C4I)	0	0	0	0	41,125	26,101	0	0	0	0	41,125	26,101
3.7 Other Services and Miscellaneous Contracts	0	0	0	0	232,849	92,678	0	0	113,738	24,222	346,587	116,900
3.8 IED Operation	0	0	0	0	17	0	0	0	0	0	17	0
3.0 Operating Support Sub-Total	0	0	0	0	3,588,637	2,430,460	0	0	444,133	316,090	4,032,770	2,746,550
4.1 Airlift	0	0	0	0	130,868	90,389	0	0	2,875	2,875	133,743	93,264
4.2 Sealift	0	0	0	0	117,604	96,095	0	0	0	0	117,604	96,095
4.4 Port Handling/Inland Transportation	0	0	0	0	8,104	4,544	0	0	0	0	8,104	4,544
4.5 Other Transportation	0	0	0	0	34,224	1,246	0	0	0	0	34,224	1,246
4.6 Second Destination Transportation	0	0	0	0	3,455	1,077	0	0	0	0	3,455	1,077
4.7 MRAP Vehicles Transportation	0	0	0	0	50	0	0	0	0	0	50	0
4.0 Transportation Sub-Total	0	0	0	0	294,305	193,351	0	0	2,875	2,875	297,180	196,226
Marine Corps Total	-8,776	26,267	546,835	510,374	482,512	448,869	0	0	107,836	41,725	1,128,407	1,027,235
1.2.1 Civilian Premium Pay	0	0	614	617	373	170	0	0	0	0	987	787
1.2.2 Civilian Temporary Hires	0	0	2,497	2,973	-2,413	-2,884	0	0	0	0	84	89
1.2.3 MRAP Vehicles	0	0	0	1	0	-1	0	0	0	0	0	0
1.0 Personnel Sub-Total	0	0	3,111	3,591	-2,040	-2,715	0	0	0	0	1,071	876
2.1 Temporary Duty (TDY)/Additional Duty (TAD)	8	9	27,841	28,919	31,671	33,632	0	0	2,566	1,915	62,086	64,475
2.2 Clothing and Other Personnel Equipment & Supplies	0	0	52,804	51,411	-43,185	-40,374	0	0	0	0	9,619	11,037
2.2.1 Organizational Clothing	0	0	258	256	-259	-256	0	0	0	0	-1	0
2.3 Medical Support/Health Services	0	0	1,936	1,887	1,814	1,451	0	0	0	0	3,750	3,338
2.4 Reserve Component Activation/Deactivation	0	0	4,686	5,120	-5,249	-4,915	0	0	10	32	-553	237
2.5 Other Personnel Support	0	0	6,175	5,497	14,754	12,078	0	0	0	0	20,929	17,575
2.0 Personnel Support Sub-Total	8	9	93,700	93,090	-454	1,616	0	0	2,576	1,947	95,830	96,662
3.1 Training	0	0	2,298	-3,836	47,704	49,665	0	0	0	17	50,002	45,846
3.2 Operations (OPTEMPO) (Fuel, Other POL, Parts)	0	0	36,778	37,400	213,286	134,683	0	0	706	652	250,770	172,735
3.2.1 MRAP Vehicles Operation	0	0	144	57	3,302	427	0	0	0	0	3,446	484
3.3 Other Supplies & Equipment	0	0	50,393	43,772	61,659	46,724	0	0	1,077	113	113,129	90,609
3.4 Facilities/Base Support	0	0	20,682	21,971	-1,823	-7,694	0	0	28	6	18,887	14,283
3.4.1 MRAP Vehicles Facilities and Base Support	0	0	0	758	0	5,306	0	0	0	0	0	6,064
3.5.1 Organization Level Maintenance	0	0	26,618	25,517	-3,742	4,368	0	0	0	0	22,876	29,885
3.5.2 Intermediate Level Maintenance	0	0	77	0	-192,318	-86,400	0	0	17,469	9,712	-174,772	-76,688
3.5.3 Depot Level Maintenance	-8,610	26,248	14,901	26,240	238,173	256,919	0	0	79,578	24,278	324,042	333,685
3.5.4 Contractor Logistics Support	0	0	30,726	22,902	34,880	19,616	0	0	0	0	65,606	42,518
3.5.6 MRAP Vehicles Equipment Maintenance	0	0	9,614	10,207	-9,603	-3,099	0	0	0	0	11	7,108
3.6 (C4I)	0	0	18,990	16,113	4,451	-9,947	0	0	4,875	968	28,316	7,134
3.7 Other Services and Miscellaneous Contracts	-174	10	233,079	206,878	43,537	16,935	0	0	1,536	4,041	277,978	227,864
3.0 Operating Support Sub-Total	-8,784	26,258	444,300	407,979	439,506	427,503	0	0	105,269	39,787	980,291	901,527
4.1 Airlift	0	0	849	849	-629	-717	0	0	-9	-9	211	123
4.2 Sealift	0	0	431	1,536	-388	-1,536	0	0	0	0	43	0
4.4 Port Handling/Inland Transportation	0	0	179	127	35	33	0	0	0	0	214	160
4.5 Other Transportation	0	0	5,100	6,070	41,982	31,156	0	0	0	0	47,082	37,226

COST OF WAR
Operation and Maintenance (O&M) Summary Execution by Operation, Component, and Cost Breakdown Structure (CBS)
Fiscal Year 2007 - 2017
(Amounts in Thousands)
As of July 31, 2017

Component	Operation New Dawn (OND) / Post-OND Iraq Activities		Operation Enduring Freedom		Operation Freedom's Sentinel		Operation Noble Eagle		Operation Inherent Resolve		Summary	
	Obligations Year To Date	Disbursements Year To Date	Obligations Year To Date	Disbursements Year To Date	Obligations Year To Date	Disbursements Year To Date	Obligations Year To Date	Disbursements Year To Date	Obligations Year To Date	Disbursements Year To Date	Obligations Year To Date	Disbursements Year To Date
4.6 Second Destination Transportation	0	0	-835	-2,868	4,055	-6,471	0	0	0	0	3,220	-9,339
4.8 Retrograde of Personnel and Equipment	0	0	0	0	-5	0	0	0	0	0	-5	0
4.0 Transportation Sub-Total	0	0	5,724	5,714	45,050	22,465	0	0	-9	-9	50,765	28,170
6.2.1 Basic Research	0	0	0	0	450	0	0	0	0	0	450	0
6.0 Investment Sub-Total	0	0	0	0	450	0	0	0	0	0	450	0
Air Force Total	1,117	29,277	-98,743	103,685	6,022,807	4,955,711	12,344	12,312	1,683,356	1,656,231	7,620,881	6,757,216
1.2.2 Civilian Temporary Hires	3	10	-5	17	37,701	38,794	1,146	1,146	3,238	3,224	42,083	43,191
1.0 Personnel Sub-Total	3	10	-5	17	37,701	38,794	1,146	1,146	3,238	3,224	42,083	43,191
2.1 Temporary Duty (TDY)/Additional Duty (TAD)	16	63	-4,865	701	169,781	151,574	1,081	988	21,095	15,933	187,108	169,259
2.2 Clothing and Other Personnel Equipment & Supplies	0	0	-190	-123	2,340	2,402	0	0	0	0	2,150	2,279
2.3 Medical Support/Health Services	0	48	-2,741	53	22,362	25,981	77	83	1,567	940	21,265	27,105
2.5 Other Personnel Support	0	14,707	-392	637	64,083	38,232	0	0	28,349	20,717	92,040	74,293
2.7 Body Armor	0	0	1,117	1,112	23,184	2,697	0	0	0	0	24,301	3,809
2.0 Personnel Support Sub-Total	16	14,818	-7,071	2,380	281,750	220,886	1,158	1,071	51,011	37,590	326,864	276,745
3.1 Training	0	0	-403	-282	34,452	23,818	0	0	3,094	3,287	37,143	26,823
3.2 Operations (OPTEMPO) (Fuel, Other POL, Parts)	-8,336	-8,041	-63,553	-63,270	449,824	363,518	10,086	10,086	1,185,565	1,184,723	1,573,586	1,487,016
3.3 Other Supplies & Equipment	8,221	8,625	44,583	62,672	436,437	451,019	16	9	66,009	63,827	555,266	586,152
3.4 Facilities/Base Support	1	1	-14,039	9,922	152,660	141,083	15	0	52,255	29,787	190,892	180,793
3.5.3 Depot Level Maintenance	-742	55	59,675	136,778	1,765,029	1,229,533	0	0	0	0	1,823,962	1,366,366
3.5.4 Contractor Logistics Support	0	0	-93	-93	-38,329	-22,453	0	0	0	0	-38,422	-22,546
3.6 (C4I)	51	1,798	530,703	552,798	1,156,154	873,347	0	0	23,549	16,882	1,710,457	1,444,825
3.7 Other Services and Miscellaneous Contracts	3,600	11,366	-643,242	-599,352	696,127	712,681	-77	0	139,200	174,637	195,608	299,332
3.0 Operating Support Sub-Total	2,795	13,804	-86,369	99,173	4,652,354	3,772,546	10,040	10,095	1,469,672	1,473,143	6,048,492	5,368,761
4.1 Airlift	0	642	-3,248	1,072	907,726	800,078	0	0	154,200	131,394	1,058,678	933,186
4.2 Sealift	0	0	-8	0	-56	57	0	0	0	0	-64	57
4.5 Other Transportation	-1,697	3	-2,033	1,043	140,526	120,742	0	0	4,703	5,289	141,499	127,077
4.8 Retrograde of Personnel and Equipment	0	0	-9	0	2,806	2,608	0	0	48	728	2,845	3,336
4.0 Transportation Sub-Total	-1,697	645	-5,298	2,115	1,051,002	923,485	0	0	158,951	137,411	1,202,958	1,063,656
7.6.1 Trainee Equip/Support	0	0	0	0	0	0	0	0	0	781	0	781
7.6.2 U.S. Trainer/Enabler	0	0	0	0	0	0	0	0	484	4,082	484	4,082
7.0 Other Support Sub-Total	0	0	0	0	0	0	0	0	484	4,863	484	4,863
Defense Health Program Total	-661	-232	-203,924	-190,965	220,819	168,211	0	0	0	0	16,234	-22,986
2.3 Medical Support/Health Services	-661	-232	-203,924	-190,965	220,819	168,211	0	0	0	0	16,234	-22,986
2.0 Personnel Support Sub-Total	-661	-232	-203,924	-190,965	220,819	168,211	0	0	0	0	16,234	-22,986
DODIG Total	0	0	-176	-1	3,865	1,520	0	0	5,652	2,603	9,341	4,122
1.2.1 Civilian Premium Pay	0	0	0	0	2,792	776	0	0	4,400	1,149	7,192	1,925
1.2.2 Civilian Temporary Hires	0	0	0	0	971	511	0	0	1,558	767	2,529	1,278
1.0 Personnel Sub-Total	0	0	0	0	3,763	1,287	0	0	5,958	1,916	9,721	3,203
2.1 Temporary Duty (TDY)/Additional Duty (TAD)	0	0	1	-1	112	115	0	0	279	378	392	492
2.2 Clothing and Other Personnel Equipment & Supplies	0	0	0	0	4	0	0	0	9	3	13	3
2.0 Personnel Support Sub-Total	0	0	1	-1	116	115	0	0	288	381	405	495
3.1.0 Care-in-Store	0	0	0	0	0	0	0	0	2	0	2	0
3.3 Other Supplies & Equipment	0	0	5	0	0	0	0	0	-1	5	4	5
3.6 (C4I)	0	0	-182	0	0	0	0	0	-671	32	-853	32
3.7 Other Services and Miscellaneous Contracts	0	0	0	0	-14	118	0	0	76	269	62	387
3.0 Operating Support Sub-Total	0	0	-177	0	-14	118	0	0	-594	306	-785	424
Defense Agency Total	-198	2,692	-16,175	55,217	3,312,613	2,131,369	0	0	580,960	322,215	3,877,200	2,511,493
1.2.1 Civilian Premium Pay	0	0	0	0	76,096	67,507	0	0	119	119	76,215	67,626
1.2.2 Civilian Temporary Hires	142	0	0	0	11,888	10,688	0	0	1,742	1,671	13,772	12,359
1.0 Personnel Sub-Total	142	0	0	0	87,984	78,195	0	0	1,861	1,790	89,987	79,985
2.1 Temporary Duty (TDY)/Additional Duty (TAD)	-192	6	-268	23	133,497	106,901	0	0	3,885	3,242	136,922	110,172
2.2 Clothing and Other Personnel Equipment & Supplies	0	0	0	50	2,735	1,593	0	0	0	0	2,735	1,643
2.3 Medical Support/Health Services	0	0	-91	38	4,294	2,726	0	0	0	0	4,203	2,764

COST OF WAR
Operation and Maintenance (O&M) Summary Execution by Operation, Component, and Cost Breakdown Structure (CBS)
Fiscal Year 2007 - 2017
(Amounts in Thousands)
As of July 31, 2017

Component	Operation New Dawn (OND) / Post-OND Iraq Activities		Operation Enduring Freedom		Operation Freedom's Sentinel		Operation Noble Eagle		Operation Inherent Resolve		Summary	
	Obligations Year To Date	Disbursements Year To Date	Obligations Year To Date	Disbursements Year To Date	Obligations Year To Date	Disbursements Year To Date	Obligations Year To Date	Disbursements Year To Date	Obligations Year To Date	Disbursements Year To Date	Obligations Year To Date	Disbursements Year To Date
2.5 Other Personnel Support	-10	2,600	-1,102	6,571	64,983	77,108	0	0	0	0	63,871	86,279
2.7 Body Armor	0	0	-16	0	0	0	0	0	0	0	-16	0
2.0 Personnel Support Sub-Total	-202	2,606	-1,477	6,682	205,509	188,328	0	0	3,885	3,242	207,715	200,858
3.1 Training	0	0	-853	594	28,040	15,153	0	0	1,476	1,216	28,663	16,963
3.2 Operations (OPTEMPO) (Fuel, Other POL, Parts)	0	0	-5,565	1,331	133,673	86,769	0	0	96,695	83,027	224,803	171,127
3.3 Other Supplies & Equipment	-26	66	-1,157	11,573	123,804	87,946	0	0	13,347	3,488	135,968	103,073
3.4 Facilities/Base Support	0	0	-49	-41	4,531	657	0	0	71	22	4,553	638
3.5.1 Organization Level Maintenance	0	0	-85	0	305	60	0	0	0	0	220	60
3.5.2 Intermediate Level Maintenance	0	0	0	0	2,710	1,342	0	0	0	0	2,710	1,342
3.5.3 Depot Level Maintenance	0	0	21	7	11,355	1,327	0	0	0	0	11,376	1,334
3.5.4 Contractor Logistics Support	-42	2	-5,712	6,030	250,486	172,659	0	0	43,789	17,410	288,521	196,101
3.5.6 MRAP Vehicles Equipment Maintenance	0	0	0	0	54,123	22,830	0	0	0	0	54,123	22,830
3.6 (C4I)	0	0	1,679	1,943	306,501	116,168	0	0	63,456	43,152	371,636	161,263
3.7 Other Services and Miscellaneous Contracts	-70	18	-4,745	23,970	1,132,141	504,402	0	0	72,312	35,748	1,199,638	564,138
3.9 Psychological Operations (Information Operations)	0	0	0	0	2,638	0	0	0	0	0	2,638	0
3.0 Operating Support Sub-Total	-138	86	-16,466	45,407	2,050,307	1,009,313	0	0	291,146	184,063	2,324,849	1,238,869
4.1 Airlift	0	0	186	299	246,443	146,606	0	0	74,650	54,735	321,279	201,640
4.2 Sealfift	0	0	1,646	2,692	4,605	1,275	0	0	0	0	6,251	3,967
4.4 Port Handling/Inland Transportation	0	0	56	137	2,848	2,032	0	0	0	0	2,904	2,169
4.5 Other Transportation	0	0	-120	0	50,852	34,112	0	0	793	102	51,525	34,214
4.6 Second Destination Transportation	0	0	0	0	126	54	0	0	0	0	126	54
4.0 Transportation Sub-Total	0	0	1,768	3,128	304,874	184,079	0	0	75,443	54,837	382,085	242,044
7.1.01 Pakistan	0	0	0	0	550,000	550,000	0	0	0	0	550,000	550,000
7.1.12 Jordan (OEF)	0	0	0	0	49,708	49,708	0	0	0	0	49,708	49,708
7.1.26 Coalition support for Mongolia (OEF)	0	0	0	0	674	674	0	0	0	0	674	674
7.1.90 Coalition Readiness Support Program (CRSP)	0	0	0	0	11,357	11,192	0	0	0	0	11,357	11,192
7.2.1 Transportation Support	0	0	0	0	12,000	8,439	0	0	0	0	12,000	8,439
7.2.2 Logistic Support	0	0	0	0	40,200	51,441	0	0	0	0	40,200	51,441
7.6.1 Trainee Equip/Support	0	0	0	0	0	0	0	0	192,557	65,323	192,557	65,323
7.6.2 U.S. Trainer/Enabler	0	0	0	0	0	0	0	0	16,068	12,960	16,068	12,960
7.0 Other Support Sub-Total	0	0	0	0	663,939	671,454	0	0	208,625	78,283	872,564	749,737

COST OF WAR
Operation and Maintenance (O&M) Summary Execution by Operation, Component, Appropriation and Cost Breakdown Structure (CBS)
Fiscal Year 2007 - 2017
(Amounts in Thousands)
As of July 31, 2017

Component and Appropriation	Operation New Dawn (OND) / Post-OND Iraq Activities		Operation Enduring Freedom		Operation Freedom's Sentinel		Operation Noble Eagle		Operation Inherent Resolve		Summary	
	Obligations Year to Date	Disbursements Year to Date	Obligations Year to Date	Disbursements Year to Date	Obligations Year to Date	Disbursements Year to Date	Obligations Year to Date	Disbursements Year to Date	Obligations Year to Date	Disbursements Year to Date	Obligations Year to Date	Disbursements Year to Date
Grand Total	-46,053	152,739	-32,084	105,343	26,925,699	18,332,982	46,076	26,797	5,072,355	3,690,326	31,965,993	22,308,187
Army Total	-37,535	94,735	-259,901	-372,967	12,782,082	7,839,399	33,732	14,485	2,245,561	1,346,930	14,763,939	8,922,582
Army Active Total	-37,535	94,735	-260,164	-372,646	12,717,247	7,806,775	33,732	14,485	2,245,561	1,346,930	14,698,841	8,890,279
Operation and Maintenance, Army												
1.2.1 Civilian Premium Pay	795	830	64	247	63,345	55,333	374	346	11,929	11,545	76,507	68,301
1.2.2 Civilian Temporary Hires	0	0	-7	-83	975	989	0	0	460	460	1,428	1,366
1.0 Personnel Sub-Total	795	830	57	164	64,320	56,322	374	346	12,389	12,005	77,935	69,667
2.1 Temporary Duty (TDY)/Additional Duty (TAD)	474	497	3,386	-22,781	149,991	128,725	5,347	4,222	22,722	8,769	181,920	119,432
2.2 Clothing and Other Personnel Equipment & Supplies	-1,176	144	0	0	217,860	64,300	0	0	0	0	216,684	64,444
2.2.1 Organizational Clothing	0	0	0	-227	7,198	227	0	0	0	0	7,198	0
2.3 Medical Support/Health Services	0	0	-436	-36	34,920	28,547	0	0	9,616	7,730	44,100	36,241
2.5 Other Personnel Support	-1	0	-1,016	-10	14,094	5,802	0	0	83,085	83,078	96,162	88,870
2.6 Rest & Recreation	0	0	0	0	4,600	4,600	0	0	0	0	4,600	4,600
2.0 Personnel Support Sub-Total	-703	641	1,934	-23,054	428,663	232,201	5,347	4,222	115,423	99,577	550,664	313,587
3.1 Training	0	0	-61	-76	238,889	121,768	0	0	63	25	238,891	121,717
3.1.0 Care-in-Store	0	0	0	0	10,820	0	0	0	0	0	10,820	0
3.2 Operations (OPTEMPO) (Fuel, Other POL, Parts)	-8	-8	-695	-12	858,056	657,263	764	503	247,908	121,166	1,106,025	778,912
3.2.1 MRAP Vehicles Operation	0	0	0	0	48,029	17,545	0	0	0	0	48,029	17,545
3.3 Other Supplies & Equipment	-232	-3	-2,113	-9,406	474,008	291,800	384	177	505,930	188,601	977,977	471,169
3.4 Facilities/Base Support	-267	542	-16,479	-311	769,315	161,645	1,669	926	49,311	9,150	803,549	171,952
3.5.1 Organization Level Maintenance	-27	-3	-793	-2,746	30,033	19,809	0	0	0	0	29,213	17,060
3.5.2 Intermediate Level Maintenance	-13,049	205	-94	31	218,617	126,534	0	0	0	0	205,474	126,770
3.5.3 Depot Level Maintenance	-1,488	205	-967	-173	793,854	269,938	0	0	679	663	792,078	270,633
3.5.4 Contractor Logistics Support	-6,192	1,769	-10,278	-10,924	678,818	241,164	15,680	2,771	22,770	6,571	700,798	241,351
3.5.6 MRAP Vehicles Equipment Maintenance	0	0	0	0	41,491	3,901	0	0	0	0	41,491	3,901
3.6 (C4I)	-193	90,076	7,560	-345,400	1,689,615	1,316,266	232	97	184,522	42,957	1,881,736	1,103,996
3.7 Other Services and Miscellaneous Contracts	-7,515	435	-109,702	-39,769	2,193,561	835,794	8,726	4,952	337,114	124,159	2,422,184	925,571
3.9 Psychological Operations (Information Operations)	0	0	0	0	30,839	0	0	0	0	0	30,839	0
3.0 Operating Support Sub-Total	-28,971	93,218	-133,622	-408,786	8,075,945	4,063,427	27,455	9,426	1,348,297	493,292	9,289,104	4,250,577
4.1 Airlift	0	0	-517	0	356,248	176,441	0	0	0	0	355,731	176,441
4.2 Sealift	0	0	-517	0	42,574	41,852	0	0	0	0	42,057	41,852
4.4 Port Handling/Inland Transportation	-51	0	-5,484	3	172,219	87,688	556	491	815	327	168,055	88,509
4.5 Other Transportation	0	0	21	-12	269	21	0	0	0	0	290	9
4.6 Second Destination Transportation	0	-2	-226	-8,065	561,986	340,178	0	0	59,585	991	621,345	333,102
4.7 MRAP Vehicles Transportation	-458	0	0	0	0	0	0	0	0	0	-458	0
4.0 Transportation Sub-Total	-509	-2	-6,723	-8,074	1,133,296	646,180	556	491	60,400	1,318	1,187,020	639,913
7.4.1 Afghanistan (CERP)	0	0	-331	0	1,711	1,341	0	0	0	0	1,380	1,341
7.6.1 Trainee Equip/Support	0	0	0	0	0	0	0	0	15,011	9,453	15,011	9,453
7.6.2 U.S. Trainer/Enabler	0	0	0	0	0	0	0	0	124,715	30,691	124,715	30,691
7.0 Other Support Sub-Total	0	0	-331	0	1,711	1,341	0	0	139,726	40,144	141,106	41,485
Afghanistan Security Forces Fund, Army												
7.3.02 Defense Forces Sustainment	0	0	-17,399	-1,326	1,439,643	1,380,158	0	0	0	0	1,422,244	1,378,832
7.3.03 Defense Forces Infrastructure	0	0	-22,945	19,968	65,175	24,032	0	0	0	0	42,230	44,000
7.3.04 Defense Forces Equipment and Transportation	0	0	-652	-652	835,243	691,567	0	0	0	0	834,591	690,915
7.3.05 Defense Forces Training and Operations	0	0	-22,724	-21,669	167,584	147,970	0	0	0	0	144,860	126,301
7.3.07 Interior Forces Sustainment	0	0	-15,313	-1,467	438,056	452,781	0	0	0	0	422,743	451,314
7.3.08 Interior Forces Infrastructure	0	0	-8,690	1,912	11,804	50,919	0	0	0	0	3,114	52,831
7.3.09 Interior Forces Equipment	0	0	-458	-79	-4,441	-1,220	0	0	0	0	-4,899	-1,299
7.3.10 Interior Forces Training and Operations	0	0	-27,385	-21,688	60,287	62,271	0	0	0	0	32,902	40,583
7.3.14 Detainee Operations Sustainment	0	0	-2,820	0	-39	377	0	0	0	0	-2,859	377
7.3.15 Detainee Operations Infrastructure	0	0	-2	0	0	0	0	0	0	0	-2	0
7.3.17 Detainee Operations Training and Operations	0	0	-31	0	0	0	0	0	0	0	-31	0
7.3.20 Other	0	0	-2,855	-8,532	0	-1,551	0	0	0	0	-2,855	-10,083
7.0 Other Support Sub-Total	0	0	-121,274	-33,533	3,013,312	2,807,304	0	0	0	0	2,892,038	2,773,771
Iraq Security Forces Fund, Army												
7.3.02 Defense Forces Sustainment	-3,569	0	0	0	0	0	0	0	0	0	-3,569	0
7.3.04 Defense Forces Equipment and Transportation	-4,431	0	0	0	0	0	0	0	0	0	-4,431	0

COST OF WAR
Operation and Maintenance (O&M) Summary Execution by Operation, Component, Appropriation and Cost Breakdown Structure (CBS)
Fiscal Year 2007 - 2017
(Amounts in Thousands)
As of July 31, 2017

Component and Appropriation	Operation New Dawn (OND) / Post-OND Iraq Activities		Operation Enduring Freedom		Operation Freedom's Sentinel		Operation Noble Eagle		Operation Inherent Resolve		Summary	
	Obligations Year to Date	Disbursements Year to Date	Obligations Year to Date	Disbursements Year to Date	Obligations Year to Date	Disbursements Year to Date	Obligations Year to Date	Disbursements Year to Date	Obligations Year to Date	Disbursements Year to Date	Obligations Year to Date	Disbursements Year to Date
7.3.05 Defense Forces Training and Operations	-147	48	0	0	0	0	0	0	0	0	-147	48
7.0 Other Support Sub-Total	-8,147	48	0	0	0	0	0	0	0	0	-8,147	48
Afghanistan Infrastructure Fund, Army												
7.5.1 Afghanistan Infrastructure Fund - Power	0	0	1,240	98,761	0	0	0	0	0	0	1,240	98,761
7.5.2 Afghanistan Infrastructure Fund - Transportation	0	0	-77	2,984	0	0	0	0	0	0	-77	2,984
7.5.3 Afghanistan Infrastructure Fund - Water	0	0	-1,368	-1,108	0	0	0	0	0	0	-1,368	-1,108
7.0 Other Support Sub-Total	0	0	-205	100,637	0	0	0	0	0	0	-205	100,637
Iraq Train and Equip Fund												
7.7.1 Defense Forces	0	0	0	0	0	0	0	0	569,326	700,594	569,326	700,594
7.0 Other Support Sub-Total	0	0	0	0	0	0	0	0	569,326	700,594	569,326	700,594
Army Reserve Total	0	0	0	0	18,930	10,027	0	0	0	0	18,930	10,027
Operation and Maintenance, Army Reserve												
2.1 Temporary Duty (TDY)/Additional Duty (TAD)	0	0	0	0	7,950	6,242	0	0	0	0	7,950	6,242
2.3 Medical Support/Health Services	0	0	0	0	6	3	0	0	0	0	6	3
2.5 Other Personnel Support	0	0	0	0	6,018	2,476	0	0	0	0	6,018	2,476
2.0 Personnel Support Sub-Total	0	0	0	0	13,974	8,721	0	0	0	0	13,974	8,721
3.2 Operations (OPTEMPO) (Fuel, Other POL, Parts)	0	0	0	0	252	133	0	0	0	0	252	133
3.3 Other Supplies & Equipment	0	0	0	0	949	191	0	0	0	0	949	191
3.4 Facilities/Base Support	0	0	0	0	26	26	0	0	0	0	26	26
3.6 (C4I)	0	0	0	0	949	41	0	0	0	0	949	41
3.7 Other Services and Miscellaneous Contracts	0	0	0	0	1,617	802	0	0	0	0	1,617	802
3.0 Operating Support Sub-Total	0	0	0	0	3,793	1,193	0	0	0	0	3,793	1,193
4.4 Port Handling/Inland Transportation	0	0	0	0	1,163	113	0	0	0	0	1,163	113
4.0 Transportation Sub-Total	0	0	0	0	1,163	113	0	0	0	0	1,163	113
Army National Guard Total	0	0	263	-321	45,905	22,597	0	0	0	0	46,168	22,276
Operation and Maintenance, Army Natl Guard												
1.2.1 Civilian Premium Pay	0	0	0	0	115	107	0	0	0	0	115	107
1.0 Personnel Sub-Total	0	0	0	0	115	107	0	0	0	0	115	107
2.1 Temporary Duty (TDY)/Additional Duty (TAD)	0	0	0	0	113	97	0	0	0	0	113	97
2.2 Clothing and Other Personnel Equipment & Supplies	0	0	0	0	5	2	0	0	0	0	5	2
2.3 Medical Support/Health Services	0	0	0	0	562	475	0	0	0	0	562	475
2.4 Reserve Component Activation/Deactivation	0	0	0	0	5,546	3,444	0	0	0	0	5,546	3,444
2.5 Other Personnel Support	0	0	0	0	534	416	0	0	0	0	534	416
2.0 Personnel Support Sub-Total	0	0	0	0	6,760	4,434	0	0	0	0	6,760	4,434
3.1 Training	0	0	0	0	27	27	0	0	0	0	27	27
3.2 Operations (OPTEMPO) (Fuel, Other POL, Parts)	0	0	0	0	18,382	8,735	0	0	0	0	18,382	8,735
3.3 Other Supplies & Equipment	0	0	0	0	5,783	2,169	0	0	0	0	5,783	2,169
3.4 Facilities/Base Support	0	0	0	0	567	441	0	0	0	0	567	441
3.5.4 Contractor Logistics Support	0	0	0	0	558	272	0	0	0	0	558	272
3.6 (C4I)	0	0	0	-2	6,097	2,613	0	0	0	0	6,097	2,611
3.7 Other Services and Miscellaneous Contracts	0	0	263	-319	5,924	3,334	0	0	0	0	6,187	3,015
3.0 Operating Support Sub-Total	0	0	263	-321	37,338	17,591	0	0	0	0	37,601	17,270
4.1 Airlift	0	0	0	0	308	0	0	0	0	0	308	0
4.4 Port Handling/Inland Transportation	0	0	0	0	1,353	465	0	0	0	0	1,353	465
4.5 Other Transportation	0	0	0	0	31	0	0	0	0	0	31	0
4.0 Transportation Sub-Total	0	0	0	0	1,692	465	0	0	0	0	1,692	465
Navy/Marine Corps Total	-8,776	26,267	546,835	510,374	4,583,513	3,236,772	0	0	556,826	362,347	5,678,398	4,135,760
Navy Total	0	0	0	0	4,101,001	2,787,903	0	0	448,990	320,622	4,549,991	3,108,525
Navy Active Total	0	0	0	0	4,076,735	2,773,581	0	0	448,990	320,622	4,525,725	3,094,203
Operation and Maintenance, Navy												
1.2.1 Civilian Premium Pay	0	0	0	0	106,014	90,115	0	0	141	141	106,155	90,256
1.2.2 Civilian Temporary Hires	0	0	0	0	264	264	0	0	0	0	264	264

COST OF WAR
Operation and Maintenance (O&M) Summary Execution by Operation, Component, Appropriation and Cost Breakdown Structure (CBS)
Fiscal Year 2007 - 2017
(Amounts in Thousands)
As of July 31, 2017

Component and Appropriation	Operation New Dawn (OND) / Post-OND Iraq Activities		Operation Enduring Freedom		Operation Freedom's Sentinel		Operation Noble Eagle		Operation Inherent Resolve		Summary	
	Obligations Year to Date	Disbursements Year to Date	Obligations Year to Date	Disbursements Year to Date	Obligations Year to Date	Disbursements Year to Date	Obligations Year to Date	Disbursements Year to Date	Obligations Year to Date	Disbursements Year to Date	Obligations Year to Date	Disbursements Year to Date
1.0 Personnel Sub-Total	0	0	0	0	106,278	90,379	0	0	141	141	106,419	90,520
2.1 Temporary Duty (TDY)/Additional Duty (TAD)	0	0	0	0	91,470	65,266	0	0	1,542	1,469	93,012	66,735
2.2 Clothing and Other Personnel Equipment & Supplies	0	0	0	0	8,683	1,808	0	0	49	47	8,732	1,855
2.3 Medical Support/Health Services	0	0	0	0	3,238	1,144	0	0	250	0	3,488	1,144
2.5 Other Personnel Support	0	0	0	0	4,988	3,917	0	0	0	0	4,988	3,917
2.7 Body Armor	0	0	0	0	941	613	0	0	0	0	941	613
2.0 Personnel Support Sub-Total	0	0	0	0	109,320	72,748	0	0	1,841	1,516	111,161	74,264
3.1 Training	0	0	0	0	58,778	29,587	0	0	0	0	58,778	29,587
3.2 Operations (OPTEMPO) (Fuel, Other POL, Parts)	0	0	0	0	812,414	649,556	0	0	267,423	267,423	1,079,837	916,979
3.3 Other Supplies & Equipment	0	0	0	0	169,975	122,610	0	0	1,140	113	171,115	122,723
3.4 Facilities/Base Support	0	0	0	0	124,116	3,015	0	0	0	0	124,116	3,015
3.5.1 Organization Level Maintenance	0	0	0	0	78,938	70,249	0	0	8,672	4,055	87,610	74,304
3.5.2 Intermediate Level Maintenance	0	0	0	0	53,316	13,367	0	0	0	0	53,316	13,367
3.5.3 Depot Level Maintenance	0	0	0	0	1,986,106	1,403,854	0	0	53,160	20,277	2,039,266	1,424,131
3.5.4 Contractor Logistics Support	0	0	0	0	10,231	6,098	0	0	0	0	10,231	6,098
3.6 (C4I)	0	0	0	0	41,125	26,101	0	0	0	0	41,125	26,101
3.7 Other Services and Miscellaneous Contracts	0	0	0	0	231,830	92,678	0	0	113,738	24,222	345,568	116,900
3.8 IED Operation	0	0	0	0	17	0	0	0	0	0	17	0
3.0 Operating Support Sub-Total	0	0	0	0	3,566,846	2,417,115	0	0	444,133	316,090	4,010,979	2,733,205
4.1 Airlift	0	0	0	0	130,868	90,389	0	0	2,875	2,875	133,743	93,264
4.2 Sealift	0	0	0	0	117,604	96,095	0	0	0	0	117,604	96,095
4.4 Port Handling/Inland Transportation	0	0	0	0	8,104	4,544	0	0	0	0	8,104	4,544
4.5 Other Transportation	0	0	0	0	34,224	1,246	0	0	0	0	34,224	1,246
4.6 Second Destination Transportation	0	0	0	0	3,441	1,065	0	0	0	0	3,441	1,065
4.7 MRAP Vehicles Transportation	0	0	0	0	50	0	0	0	0	0	50	0
4.0 Transportation Sub-Total	0	0	0	0	294,291	193,339	0	0	2,875	2,875	297,166	196,214
Navy Reserve Total	0	0	0	0	24,266	14,322	0	0	0	0	24,266	14,322
Operation and Maintenance, Navy Reserve												
2.2 Clothing and Other Personnel Equipment & Supplies	0	0	0	0	443	225	0	0	0	0	443	225
2.3 Medical Support/Health Services	0	0	0	0	40	0	0	0	0	0	40	0
2.4 Reserve Component Activation/Deactivation	0	0	0	0	1,689	740	0	0	0	0	1,689	740
2.7 Body Armor	0	0	0	0	289	0	0	0	0	0	289	0
2.0 Personnel Support Sub-Total	0	0	0	0	2,461	965	0	0	0	0	2,461	965
3.1 Training	0	0	0	0	1,180	72	0	0	0	0	1,180	72
3.3 Other Supplies & Equipment	0	0	0	0	739	12	0	0	0	0	739	12
3.5.3 Depot Level Maintenance	0	0	0	0	18,853	13,261	0	0	0	0	18,853	13,261
3.7 Other Services and Miscellaneous Contracts	0	0	0	0	1,019	0	0	0	0	0	1,019	0
3.0 Operating Support Sub-Total	0	0	0	0	21,791	13,345	0	0	0	0	21,791	13,345
4.6 Second Destination Transportation	0	0	0	0	14	12	0	0	0	0	14	12
4.0 Transportation Sub-Total	0	0	0	0	14	12	0	0	0	0	14	12
Marine Corps Total	-8,776	26,267	546,835	510,374	482,512	448,869	0	0	107,836	41,725	1,128,407	1,027,235
Marine Corps Active Total	-8,776	26,267	546,861	508,825	480,319	444,528	0	0	107,836	41,725	1,126,240	1,021,345
Operation and Maintenance, Marine Corps												
1.2.1 Civilian Premium Pay	0	0	614	617	373	170	0	0	0	0	987	787
1.2.2 Civilian Temporary Hires	0	0	2,497	2,973	-2,413	-2,884	0	0	0	0	84	89
1.2.3 MRAP Vehicles	0	0	0	1	0	-1	0	0	0	0	0	0
1.0 Personnel Sub-Total	0	0	3,111	3,591	-2,040	-2,715	0	0	0	0	1,071	876
2.1 Temporary Duty (TDY)/Additional Duty (TAD)	8	9	27,840	27,747	29,270	29,472	0	0	2,566	1,915	59,684	59,143
2.2 Clothing and Other Personnel Equipment & Supplies	0	0	52,804	51,454	-43,219	-40,452	0	0	0	0	9,585	11,002
2.2.1 Organizational Clothing	0	0	258	256	-259	-256	0	0	0	0	-1	0
2.3 Medical Support/Health Services	0	0	1,936	1,887	1,814	1,451	0	0	0	0	3,750	3,338
2.4 Reserve Component Activation/Deactivation	0	0	4,686	5,120	-5,418	-5,077	0	0	10	32	-722	75
2.5 Other Personnel Support	0	0	6,175	5,497	14,754	12,078	0	0	0	0	20,929	17,575
2.0 Personnel Support Sub-Total	8	9	93,699	91,961	-3,058	-2,784	0	0	2,576	1,947	93,225	91,133
3.1 Training	0	0	2,308	-3,836	47,704	49,665	0	0	0	17	50,012	45,846

COST OF WAR
Operation and Maintenance (O&M) Summary Execution by Operation, Component, Appropriation and Cost Breakdown Structure (CBS)
Fiscal Year 2007 - 2017
(Amounts in Thousands)
As of July 31, 2017

Component and Appropriation	Operation New Dawn (OND) / Post-OND Iraq Activities		Operation Enduring Freedom		Operation Freedom's Sentinel		Operation Noble Eagle		Operation Inherent Resolve		Summary	
	Obligations Year to Date	Disbursements Year to Date	Obligations Year to Date	Disbursements Year to Date	Obligations Year to Date	Disbursements Year to Date	Obligations Year to Date	Disbursements Year to Date	Obligations Year to Date	Disbursements Year to Date	Obligations Year to Date	Disbursements Year to Date
3.2 Operations (OPTEMPO) (Fuel, Other POL, Parts)	0	0	36,776	37,397	214,055	135,447	0	0	706	652	251,537	173,496
3.2.1 MRAP Vehicles Operation	0	0	144	57	3,302	427	0	0	0	0	3,446	484
3.3 Other Supplies & Equipment	0	0	50,393	43,772	61,659	46,724	0	0	1,077	113	113,129	90,609
3.4 Facilities/Base Support	0	0	20,682	21,971	-1,823	-7,694	0	0	28	6	18,887	14,283
3.4.1 MRAP Vehicles Facilities and Base Support	0	0	0	758	0	5,306	0	0	0	0	0	6,064
3.5.1 Organization Level Maintenance	0	0	26,618	25,517	-3,742	4,368	0	0	0	0	22,876	29,885
3.5.2 Intermediate Level Maintenance	0	0	77	0	-192,318	-86,400	0	0	17,469	9,712	-174,772	-76,688
3.5.3 Depot Level Maintenance	-8,610	26,248	14,901	26,240	238,173	256,919	0	0	79,578	24,278	324,042	333,685
3.5.4 Contractor Logistics Support	0	0	30,726	22,902	34,880	19,616	0	0	0	0	65,606	42,518
3.5.6 MRAP Vehicles Equipment Maintenance	0	0	9,614	10,207	-9,603	-3,099	0	0	0	0	11	7,108
3.6 (C4I)	0	0	18,990	16,113	4,063	-10,680	0	0	4,875	968	27,928	6,401
3.7 Other Services and Miscellaneous Contracts	-174	10	233,098	206,461	43,567	16,963	0	0	1,536	4,041	278,027	227,475
3.0 Operating Support Sub-Total	-8,784	26,258	444,327	407,559	439,917	427,562	0	0	105,269	39,787	980,729	901,166
4.1 Airlift	0	0	849	849	-629	-717	0	0	-9	-9	211	123
4.2 Sealift	0	0	431	1,536	-388	-1,536	0	0	0	0	43	0
4.4 Port Handling/Inland Transportation	0	0	179	127	35	33	0	0	0	0	214	160
4.5 Other Transportation	0	0	5,100	6,070	41,982	31,156	0	0	0	0	47,082	37,226
4.6 Second Destination Transportation	0	0	-835	-2,868	4,055	-6,471	0	0	0	0	3,220	-9,339
4.8 Retrograde of Personnel and Equipment	0	0	0	0	-5	0	0	0	0	0	-5	0
4.0 Transportation Sub-Total	0	0	5,724	5,714	45,050	22,465	0	0	-9	-9	50,765	28,170
6.2.1 Basic Research	0	0	0	0	450	0	0	0	0	0	450	0
6.0 Investment Sub-Total	0	0	0	0	450	0	0	0	0	0	450	0
Marine Corps Reserve Total	0	0	-26	1,549	2,193	4,341	0	0	0	0	2,167	5,890
Operation and Maintenance, USMC Reserve												
2.1 Temporary Duty (TDY)/Additional Duty (TAD)	0	0	1	1,172	2,401	4,160	0	0	0	0	2,402	5,332
2.2 Clothing and Other Personnel Equipment & Supplies	0	0	0	-43	34	78	0	0	0	0	34	35
2.4 Reserve Component Activation/Deactivation	0	0	0	0	169	162	0	0	0	0	169	162
2.0 Personnel Support Sub-Total	0	0	1	1,129	2,604	4,400	0	0	0	0	2,605	5,529
3.1 Training	0	0	-10	0	0	0	0	0	0	0	-10	0
3.2 Operations (OPTEMPO) (Fuel, Other POL, Parts)	0	0	2	3	-769	-764	0	0	0	0	-767	-761
3.6 (C4I)	0	0	0	0	388	733	0	0	0	0	388	733
3.7 Other Services and Miscellaneous Contracts	0	0	-19	417	-30	-28	0	0	0	0	-49	389
3.0 Operating Support Sub-Total	0	0	-27	420	-411	-59	0	0	0	0	-438	361
Air Force Total	1,117	29,277	-98,743	103,685	6,022,807	4,955,711	12,344	12,312	1,683,356	1,656,231	7,620,881	6,757,216
Air Force Active Total	1,117	29,277	-81,320	107,882	6,039,324	4,969,763	12,399	12,336	1,683,342	1,656,231	7,654,862	6,775,489
Operation and Maintenance, Air Force												
1.2.2 Civilian Temporary Hires	3	10	-5	17	37,688	38,781	1,146	1,146	3,238	3,224	42,070	43,178
1.0 Personnel Sub-Total	3	10	-5	17	37,688	38,781	1,146	1,146	3,238	3,224	42,070	43,178
2.1 Temporary Duty (TDY)/Additional Duty (TAD)	16	63	-3,736	1,219	170,640	153,313	1,118	1,012	21,095	15,933	189,133	171,540
2.2 Clothing and Other Personnel Equipment & Supplies	0	0	-190	-123	2,340	2,402	0	0	0	0	2,150	2,279
2.3 Medical Support/Health Services	0	48	-2,741	53	22,362	25,981	77	83	1,567	940	21,265	27,105
2.5 Other Personnel Support	0	14,707	-392	637	64,083	38,232	0	0	28,349	20,717	92,040	74,293
2.7 Body Armor	0	0	1,117	1,112	23,184	2,697	0	0	0	0	24,301	3,809
2.0 Personnel Support Sub-Total	16	14,818	-5,942	2,898	282,609	222,625	1,195	1,095	51,011	37,590	328,889	279,026
3.1 Training	0	0	-403	-282	34,449	23,815	0	0	3,094	3,287	37,140	26,820
3.2 Operations (OPTEMPO) (Fuel, Other POL, Parts)	-8,336	-8,041	-63,553	-63,270	449,824	363,518	10,086	10,086	1,185,565	1,184,723	1,573,586	1,487,016
3.3 Other Supplies & Equipment	8,221	8,625	46,003	63,598	436,512	450,890	16	9	65,995	63,827	556,747	586,949
3.4 Facilities/Base Support	1	1	-9,052	10,769	152,237	141,924	25	0	52,255	29,787	195,466	182,481
3.5.3 Depot Level Maintenance	-742	55	59,675	136,778	1,749,297	1,221,942	0	0	0	0	1,808,230	1,358,775
3.5.4 Contractor Logistics Support	0	0	-93	0	0	0	0	0	0	0	-93	-93
3.6 (C4I)	51	1,798	530,710	552,801	1,155,555	872,925	0	0	23,549	16,882	1,709,865	1,444,406
3.7 Other Services and Miscellaneous Contracts	3,600	11,366	-633,338	-597,459	690,151	709,858	-69	0	139,200	174,637	199,544	298,402
3.0 Operating Support Sub-Total	2,795	13,804	-70,051	102,842	4,668,025	3,784,872	10,058	10,095	1,469,658	1,473,143	6,080,485	5,384,756
4.1 Airlift	0	642	-3,301	1,072	907,726	800,078	0	0	154,200	131,394	1,058,625	933,186
4.2 Sealift	0	0	-8	0	-56	57	0	0	0	0	-64	57
4.5 Other Transportation	-1,697	3	-2,004	1,053	140,526	120,742	0	0	4,703	5,289	141,528	127,087

COST OF WAR
Operation and Maintenance (O&M) Summary Execution by Operation, Component, Appropriation and Cost Breakdown Structure (CBS)
Fiscal Year 2007 - 2017
(Amounts in Thousands)
As of July 31, 2017

Component and Appropriation	Operation New Dawn (OND) / Post-OND Iraq Activities		Operation Enduring Freedom		Operation Freedom's Sentinel		Operation Noble Eagle		Operation Inherent Resolve		Summary	
	Obligations Year to Date	Disbursements Year to Date	Obligations Year to Date	Disbursements Year to Date	Obligations Year to Date	Disbursements Year to Date	Obligations Year to Date	Disbursements Year to Date	Obligations Year to Date	Disbursements Year to Date	Obligations Year to Date	Disbursements Year to Date
4.8 Retrograde of Personnel and Equipment	0	0	-9	0	2,806	2,608	0	0	48	728	2,845	3,336
4.0 Transportation Sub-Total	-1,697	645	-5,322	2,125	1,051,002	923,485	0	0	158,951	137,411	1,202,934	1,063,666
7.6.1 Trainee Equip/Support	0	0	0	0	0	0	0	0	0	781	0	781
7.6.2 U.S. Trainer/Enabler	0	0	0	0	0	0	0	0	484	4,082	484	4,082
7.0 Other Support Sub-Total	0	0	0	0	0	0	0	0	484	4,863	484	4,863
Air Force Reserve Total	0	0	0	0	-24,888	-18,557	0	0	14	0	-24,874	-18,557
Operation and Maintenance, Air Force Reserve												
1.2.2 Civilian Temporary Hires	0	0	0	0	13	13	0	0	0	0	13	13
1.0 Personnel Sub-Total	0	0	0	0	13	13	0	0	0	0	13	13
2.1 Temporary Duty (TDY)/Additional Duty (TAD)	0	0	0	0	-1,316	-2,176	0	0	0	0	-1,316	-2,176
2.0 Personnel Support Sub-Total	0	0	0	0	-1,316	-2,176	0	0	0	0	-1,316	-2,176
3.3 Other Supplies & Equipment	0	0	0	0	199	202	0	0	14	0	213	202
3.4 Facilities/Base Support	0	0	0	0	-1,188	-1,735	0	0	0	0	-1,188	-1,735
3.5.3 Depot Level Maintenance	0	0	0	0	15,732	7,591	0	0	0	0	15,732	7,591
3.5.4 Contractor Logistics Support	0	0	0	0	-38,329	-22,453	0	0	0	0	-38,329	-22,453
3.7 Other Services and Miscellaneous Contracts	0	0	0	0	1	1	0	0	0	0	1	1
3.0 Operating Support Sub-Total	0	0	0	0	-23,585	-16,394	0	0	14	0	-23,571	-16,394
Air Force National Guard Total	0	0	-17,423	-4,197	8,371	4,505	-55	-24	0	0	-9,107	284
Operation and Maintenance, Air Natl Guard												
2.1 Temporary Duty (TDY)/Additional Duty (TAD)	0	0	-1,129	-518	457	437	-37	-24	0	0	-709	-105
2.0 Personnel Support Sub-Total	0	0	-1,129	-518	457	437	-37	-24	0	0	-709	-105
3.1 Training	0	0	0	0	3	3	0	0	0	0	3	3
3.3 Other Supplies & Equipment	0	0	-1,420	-926	-274	-73	0	0	0	0	-1,694	-999
3.4 Facilities/Base Support	0	0	-4,987	-847	1,611	894	-10	0	0	0	-3,386	47
3.6 (C4I)	0	0	-7	-3	599	422	0	0	0	0	592	419
3.7 Other Services and Miscellaneous Contracts	0	0	-9,904	-1,893	5,975	2,822	-8	0	0	0	-3,937	929
3.0 Operating Support Sub-Total	0	0	-16,318	-3,669	7,914	4,068	-18	0	0	0	-8,422	399
4.1 Airlift	0	0	53	0	0	0	0	0	0	0	53	0
4.5 Other Transportation	0	0	-29	-10	0	0	0	0	0	0	-29	-10
4.0 Transportation Sub-Total	0	0	24	-10	0	0	0	0	0	0	24	-10
Defense Health Program Total	-661	-232	-203,924	-190,965	220,819	168,211	0	0	0	0	16,234	-22,986
Defense Health Program, Defense												
2.3 Medical Support/Health Services	-661	-232	-203,924	-190,965	220,819	168,211	0	0	0	0	16,234	-22,986
2.0 Personnel Support Sub-Total	-661	-232	-203,924	-190,965	220,819	168,211	0	0	0	0	16,234	-22,986
DODIG Total	0	0	-176	-1	3,865	1,520	0	0	5,652	2,603	9,341	4,122
Office of the Inspector General, Defense												
1.2.1 Civilian Premium Pay	0	0	0	0	2,792	776	0	0	4,400	1,149	7,192	1,925
1.2.2 Civilian Temporary Hires	0	0	0	0	971	511	0	0	1,558	767	2,529	1,278
1.0 Personnel Sub-Total	0	0	0	0	3,763	1,287	0	0	5,958	1,916	9,721	3,203
2.1 Temporary Duty (TDY)/Additional Duty (TAD)	0	0	1	-1	112	115	0	0	279	378	392	492
2.2 Clothing and Other Personnel Equipment & Supplies	0	0	0	0	4	0	0	0	9	3	13	3
2.0 Personnel Support Sub-Total	0	0	1	-1	116	115	0	0	288	381	405	495
3.1.0 Care-in-Store	0	0	0	0	0	0	0	0	2	0	2	0
3.3 Other Supplies & Equipment	0	0	5	0	0	0	0	0	-1	5	4	5
3.6 (C4I)	0	0	-182	0	0	0	0	0	-671	32	-853	32
3.7 Other Services and Miscellaneous Contracts	0	0	0	0	-14	118	0	0	76	269	62	387
3.0 Operating Support Sub-Total	0	0	-177	0	-14	118	0	0	-594	306	-785	424
Defense Agency Total	-198	2,692	-16,175	55,217	3,312,613	2,131,369	0	0	580,960	322,215	3,877,200	2,511,493
Operation and Maintenance, Defense-Wide												
1.2.1 Civilian Premium Pay	0	0	0	0	76,096	67,507	0	0	119	119	76,215	67,626

COST OF WAR
Operation and Maintenance (O&M) Summary Execution by Operation, Component, Appropriation and Cost Breakdown Structure (CBS)
Fiscal Year 2007 - 2017
(Amounts in Thousands)
As of July 31, 2017

Component and Appropriation	Operation New Dawn (OND) / Post-OND Iraq Activities		Operation Enduring Freedom		Operation Freedom's Sentinel		Operation Noble Eagle		Operation Inherent Resolve		Summary	
	Obligations Year to Date	Disbursements Year to Date	Obligations Year to Date	Disbursements Year to Date	Obligations Year to Date	Disbursements Year to Date	Obligations Year to Date	Disbursements Year to Date	Obligations Year to Date	Disbursements Year to Date	Obligations Year to Date	Disbursements Year to Date
1.2.2 Civilian Temporary Hires	142	0	0	0	11,888	10,688	0	0	1,742	1,671	13,772	12,359
1.0 Personnel Sub-Total	142	0	0	0	87,984	78,195	0	0	1,861	1,790	89,987	79,985
2.1 Temporary Duty (TDY)/Additional Duty (TAD)	-192	6	-268	23	133,497	106,901	0	0	3,885	3,242	136,922	110,172
2.2 Clothing and Other Personnel Equipment & Supplies	0	0	0	50	2,735	1,593	0	0	0	0	2,735	1,643
2.3 Medical Support/Health Services	0	0	-91	38	4,294	2,726	0	0	0	0	4,203	2,764
2.5 Other Personnel Support	-10	2,600	-1,102	6,571	64,983	77,108	0	0	0	0	63,871	86,279
2.7 Body Armor	0	0	-16	0	0	0	0	0	0	0	-16	0
2.0 Personnel Support Sub-Total	-202	2,606	-1,477	6,682	205,509	188,328	0	0	3,885	3,242	207,715	200,858
3.1 Training	0	0	-853	594	28,040	15,153	0	0	1,476	1,216	28,663	16,963
3.2 Operations (OPTEMPO) (Fuel, Other POL, Parts)	0	0	-5,565	1,331	133,673	86,769	0	0	96,695	83,027	224,803	171,127
3.3 Other Supplies & Equipment	-26	66	-1,157	11,573	123,804	87,946	0	0	13,347	3,488	135,968	103,073
3.4 Facilities/Base Support	0	0	-49	-41	4,531	657	0	0	71	22	4,553	638
3.5.1 Organization Level Maintenance	0	0	-85	0	305	60	0	0	0	0	220	60
3.5.2 Intermediate Level Maintenance	0	0	0	0	2,710	1,342	0	0	0	0	2,710	1,342
3.5.3 Depot Level Maintenance	0	0	21	7	11,355	1,327	0	0	0	0	11,376	1,334
3.5.4 Contractor Logistics Support	-42	2	-5,712	6,030	250,486	172,659	0	0	43,789	17,410	288,521	196,101
3.5.6 MRAP Vehicles Equipment Maintenance	0	0	0	0	54,123	22,830	0	0	0	0	54,123	22,830
3.6 (C4I)	0	0	1,679	1,943	306,501	116,168	0	0	63,456	43,152	371,636	161,263
3.7 Other Services and Miscellaneous Contracts	-70	18	-4,745	23,970	1,132,141	504,402	0	0	72,312	35,748	1,199,638	564,138
3.9 Psychological Operations (Information Operations)	0	0	0	0	2,638	0	0	0	0	0	2,638	0
3.0 Operating Support Sub-Total	-138	86	-16,466	45,407	2,050,307	1,009,313	0	0	291,146	184,063	2,324,849	1,238,869
4.1 Airlift	0	0	186	299	246,443	146,606	0	0	74,650	54,735	321,279	201,640
4.2 Sealift	0	0	1,646	2,692	4,605	1,275	0	0	0	0	6,251	3,967
4.4 Port Handling/Inland Transportation	0	0	56	137	2,848	2,032	0	0	0	0	2,904	2,169
4.5 Other Transportation	0	0	-120	0	50,852	34,112	0	0	793	102	51,525	34,214
4.6 Second Destination Transportation	0	0	0	0	126	54	0	0	0	0	126	54
4.0 Transportation Sub-Total	0	0	1,768	3,128	304,874	184,079	0	0	75,443	54,837	382,085	242,044
7.1.01 Pakistan	0	0	0	0	550,000	550,000	0	0	0	0	550,000	550,000
7.1.12 Jordan (OEF)	0	0	0	0	49,708	49,708	0	0	0	0	49,708	49,708
7.1.26 Coalition support for Mongolia (OEF)	0	0	0	0	674	674	0	0	0	0	674	674
7.1.90 Coalition Readiness Support Program (CRSP)	0	0	0	0	11,357	11,192	0	0	0	0	11,357	11,192
7.2.1 Transportation Support	0	0	0	0	12,000	8,439	0	0	0	0	12,000	8,439
7.2.2 Logistic Support	0	0	0	0	40,200	51,441	0	0	0	0	40,200	51,441
7.6.1 Trainee Equip/Support	0	0	0	0	0	0	0	0	192,557	65,323	192,557	65,323
7.6.2 U.S. Trainer/Enabler	0	0	0	0	0	0	0	0	16,068	12,960	16,068	12,960
7.0 Other Support Sub-Total	0	0	0	0	663,939	671,454	0	0	208,625	78,283	872,564	749,737

COST OF WAR
Operation and Maintenance (O&M) Summary Execution by Operation and Cost Breakdown Structure (CBS)
Beginning Fiscal Year - 2017
(Amounts in Thousands)
As of July 31, 2017

CBS Summary	Operation New Dawn (OND) / Post-OND Iraq Activities		Operation Enduring Freedom		Operation Freedom's Sentinel		Operation Noble Eagle		Operation Inherent Resolve		Summary	
	Obligations Year to Date	Disbursements Year to Date	Obligations Year to Date	Disbursements Year to Date	Obligations Year to Date	Disbursements Year to Date	Obligations Year to Date	Disbursements Year to Date	Obligations Year to Date	Disbursements Year to Date	Obligations Year to Date	Disbursements Year to Date
O&M CBS Summary Total	0	0	0	0	26,440,018	13,898,661	46,195	26,689	4,762,353	2,947,879	31,248,566	16,873,229
1.0 Personnel Costs	0	0	0	0	302,270	262,487	1,517	1,489	23,479	19,013	327,266	282,989
2.0 Personnel Support Costs	0	0	0	0	1,396,895	860,803	6,540	5,188	174,395	140,939	1,577,830	1,006,930
3.0 Operating Support Costs	0	0	0	0	19,218,172	8,750,122	37,582	19,521	3,646,891	2,247,945	22,902,645	11,017,588
4.0 Transportation Costs	0	0	0	0	2,878,218	1,806,194	556	491	299,811	162,624	3,178,585	1,969,309
6.0 Investment Costs	0	0	0	0	450	0	0	0	0	0	450	0
7.0 Other Support Costs	0	0	0	0	2,644,013	2,219,055	0	0	617,777	377,358	3,261,790	2,596,413
1.2.1 Civilian Premium Pay	0	0	0	0	249,262	212,042	374	346	16,471	12,897	266,107	225,285
1.2.2 Civilian Temporary Hires	0	0	0	0	53,008	50,445	1,143	1,143	7,008	6,116	61,159	57,704
1.0 Personnel Sub-Total	0	0	0	0	302,270	262,487	1,517	1,489	23,479	19,013	327,266	282,989
2.1 Temporary Duty (TDY)/Additional Duty (TAD)	0	0	0	0	604,211	406,766	6,473	5,144	51,474	29,296	662,158	441,206
2.2 Clothing and Other Personnel Equipment & Supplies	0	0	0	0	240,177	71,715	0	0	58	50	240,235	71,765
2.2.1 Organizational Clothing	0	0	0	0	7,198	0	0	0	0	0	7,198	0
2.3 Medical Support/Health Services	0	0	0	0	338,477	276,253	67	44	11,423	8,590	349,967	284,887
2.4 Reserve Component Activation/Deactivation	0	0	0	0	7,351	4,285	0	0	0	0	7,351	4,285
2.5 Other Personnel Support	0	0	0	0	173,073	96,400	0	0	111,440	103,003	284,513	199,403
2.6 Rest & Recreation	0	0	0	0	4,600	4,600	0	0	0	0	4,600	4,600
2.7 Body Armor	0	0	0	0	21,808	784	0	0	0	0	21,808	784
2.0 Personnel Support Sub-Total	0	0	0	0	1,396,895	860,803	6,540	5,188	174,395	140,939	1,577,830	1,006,930
3.1 Training	0	0	0	0	397,099	188,980	0	0	4,633	3,075	401,732	192,055
3.1.0 Care-in-Store	0	0	0	0	10,820	0	0	0	2	0	10,822	0
3.2 Operations (OPTEMPO) (Fuel, Other POL, Parts)	0	0	0	0	2,474,935	1,881,280	10,851	10,590	1,799,384	1,658,137	4,285,170	3,550,007
3.2.1 MRAP Vehicles Operation	0	0	0	0	51,559	17,649	0	0	0	0	51,559	17,649
3.3 Other Supplies & Equipment	0	0	0	0	1,271,836	708,151	399	185	594,337	225,663	1,866,572	933,999
3.4 Facilities/Base Support	0	0	0	0	1,072,090	225,025	1,694	926	99,025	13,955	1,172,809	239,906
3.5.1 Organization Level Maintenance	0	0	0	0	113,281	87,549	0	0	8,672	4,055	121,953	91,604
3.5.2 Intermediate Level Maintenance	0	0	0	0	279,307	144,868	0	0	17,469	9,712	296,776	154,580
3.5.3 Depot Level Maintenance	0	0	0	0	4,602,785	2,395,594	0	0	133,417	45,218	4,736,202	2,440,812
3.5.4 Contractor Logistics Support	0	0	0	0	1,025,651	340,637	15,680	2,771	66,562	23,981	1,107,893	367,389
3.5.6 MRAP Vehicles Equipment Maintenance	0	0	0	0	97,452	27,333	0	0	0	0	97,452	27,333
3.6 (C4I)	0	0	0	0	2,970,796	839,700	232	97	256,610	57,706	3,227,638	897,503
3.7 Other Services and Miscellaneous Contracts	0	0	0	0	4,817,067	1,893,356	8,726	4,952	666,780	206,443	5,492,573	2,104,751
3.8 IED Operation	0	0	0	0	17	0	0	0	0	0	17	0
3.9 Psychological Operations (Information Operations)	0	0	0	0	33,477	0	0	0	0	0	33,477	0
3.0 Operating Support Sub-Total	0	0	0	0	19,218,172	8,750,122	37,582	19,521	3,646,891	2,247,945	22,902,645	11,017,588
4.1 Airlift	0	0	0	0	1,659,557	1,097,464	0	0	232,416	156,932	1,891,973	1,254,396
4.2 Sealift	0	0	0	0	164,854	139,229	0	0	0	0	164,854	139,229
4.4 Port Handling/Inland Transportation	0	0	0	0	185,974	94,868	556	491	815	327	187,345	95,686
4.5 Other Transportation	0	0	0	0	273,421	137,131	0	0	6,703	4,082	280,124	141,213
4.6 Second Destination Transportation	0	0	0	0	591,285	335,147	0	0	59,585	991	650,870	336,138
4.7 MRAP Vehicles Transportation	0	0	0	0	50	0	0	0	0	0	50	0
4.8 Retrograde of Personnel and Equipment	0	0	0	0	3,077	2,355	0	0	292	292	3,369	2,647
4.0 Transportation Sub-Total	0	0	0	0	2,878,218	1,806,194	556	491	299,811	162,624	3,178,585	1,969,309
6.2.1 Basic Research	0	0	0	0	450	0	0	0	0	0	450	0
6.0 Investment Sub-Total	0	0	0	0	450	0	0	0	0	0	450	0
7.1.90 Coalition Readiness Support Program (CRSP)	0	0	0	0	10,400	10,400	0	0	0	0	10,400	10,400
7.2.1 Transportation Support	0	0	0	0	12,000	8,439	0	0	0	0	12,000	8,439
7.2.2 Logistic Support	0	0	0	0	40,200	51,441	0	0	0	0	40,200	51,441
7.3.02 Defense Forces Sustainment	0	0	0	0	1,044,523	869,508	0	0	0	0	1,044,523	869,508
7.3.03 Defense Forces Infrastructure	0	0	0	0	58,158	0	0	0	0	0	58,158	0
7.3.04 Defense Forces Equipment and Transportation	0	0	0	0	830,657	689,398	0	0	0	0	830,657	689,398
7.3.05 Defense Forces Training and Operations	0	0	0	0	152,143	132,520	0	0	0	0	152,143	132,520
7.3.07 Interior Forces Sustainment	0	0	0	0	434,216	349,570	0	0	0	0	434,216	349,570
7.3.08 Interior Forces Infrastructure	0	0	0	0	3,649	32	0	0	0	0	3,649	32
7.3.09 Interior Forces Equipment	0	0	0	0	470	470	0	0	0	0	470	470
7.3.10 Interior Forces Training and Operations	0	0	0	0	55,886	55,869	0	0	0	0	55,886	55,869

COST OF WAR
Operation and Maintenance (O&M) Summary Execution by Operation and Cost Breakdown Structure (CBS)
Beginning Fiscal Year - 2017
(Amounts in Thousands)
As of July 31, 2017

	Operation New Dawn (OND) / Post-OND Iraq Activities		Operation Enduring Freedom		Operation Freedom's Sentinel		Operation Noble Eagle		Operation Inherent Resolve		Summary	
	Obligations Year to Date	Disbursements Year to Date	Obligations Year to Date	Disbursements Year to Date	Obligations Year to Date	Disbursements Year to Date	Obligations Year to Date	Disbursements Year to Date	Obligations Year to Date	Disbursements Year to Date	Obligations Year to Date	Disbursements Year to Date
CBS Summary												
7.3.20 Other	0	0	0	0	0	50,067	0	0	0	0	0	50,067
7.4.1 Afghanistan (CERP)	0	0	0	0	1,711	1,341	0	0	0	0	1,711	1,341
7.6.1 Trainee Equip/Support	0	0	0	0	0	0	0	0	207,568	74,776	207,568	74,776
7.6.2 U.S. Trainer/Enabler	0	0	0	0	0	0	0	0	140,936	43,798	140,936	43,798
7.7.1 Defense Forces	0	0	0	0	0	0	0	0	269,273	258,784	269,273	258,784
7.0 Other Support Sub-Total	0	0	0	0	2,644,013	2,219,055	0	0	617,777	377,358	3,261,790	2,596,413

COST OF WAR
Operation and Maintenance (O&M) Summary Execution by Operation, Component, and Cost Breakdown Structure (CBS)
Beginning Fiscal Year - 2017
(Amounts in Thousands)
As of July 31, 2017

Component	Operation New Dawn (OND) / Post-OND Iraq Activities		Operation Enduring Freedom		Operation Freedom's Sentinel		Operation Noble Eagle		Operation Inherent Resolve		Summary	
	Obligations Year To Date	Disbursements Year To Date	Obligations Year To Date	Disbursements Year To Date	Obligations Year To Date	Disbursements Year To Date	Obligations Year To Date	Disbursements Year To Date	Obligations Year To Date	Disbursements Year To Date	Obligations Year To Date	Disbursements Year To Date
Grand Total	0	0	0	0	26,440,018	13,898,661	46,195	26,689	4,762,353	2,947,879	31,248,566	16,873,229
Army Total	0	0	0	0	12,382,509	6,197,915	33,732	14,485	1,945,507	905,120	14,361,748	7,117,520
1.2.1 Civilian Premium Pay	0	0	0	0	63,528	55,300	374	346	11,929	11,545	75,831	67,191
1.2.2 Civilian Temporary Hires	0	0	0	0	968	906	0	0	460	460	1,428	1,366
1.0 Personnel Sub-Total	0	0	0	0	64,496	56,206	374	346	12,389	12,005	77,259	68,557
2.1 Temporary Duty (TDY)/Additional Duty (TAD)	0	0	0	0	159,548	87,847	5,347	4,222	22,721	8,769	187,616	100,838
2.2 Clothing and Other Personnel Equipment & Supplies	0	0	0	0	217,865	64,302	0	0	0	0	217,865	64,302
2.2.1 Organizational Clothing	0	0	0	0	7,198	0	0	0	0	0	7,198	0
2.3 Medical Support/Health Services	0	0	0	0	35,488	28,989	0	0	9,616	7,730	45,104	36,719
2.4 Reserve Component Activation/Deactivation	0	0	0	0	5,546	3,444	0	0	0	0	5,546	3,444
2.5 Other Personnel Support	0	0	0	0	20,666	8,684	0	0	83,085	83,078	103,751	91,762
2.6 Rest & Recreation	0	0	0	0	4,600	4,600	0	0	0	0	4,600	4,600
2.0 Personnel Support Sub-Total	0	0	0	0	450,911	197,866	5,347	4,222	115,422	99,577	571,680	301,665
3.1 Training	0	0	0	0	238,908	121,696	0	0	63	25	238,971	121,721
3.1.0 Care-in-Store	0	0	0	0	10,820	0	0	0	0	0	10,820	0
3.2 Operations (OPTEMPO) (Fuel, Other POL, Parts)	0	0	0	0	876,681	666,074	764	503	247,908	121,166	1,125,353	787,743
3.2.1 MRAP Vehicles Operation	0	0	0	0	48,029	17,545	0	0	0	0	48,029	17,545
3.3 Other Supplies & Equipment	0	0	0	0	480,302	284,192	384	177	505,930	188,601	986,616	472,970
3.4 Facilities/Base Support	0	0	0	0	769,642	158,475	1,669	926	49,311	9,150	820,622	168,551
3.5.1 Organization Level Maintenance	0	0	0	0	30,125	16,253	0	0	0	0	30,125	16,253
3.5.2 Intermediate Level Maintenance	0	0	0	0	218,617	126,534	0	0	0	0	218,617	126,534
3.5.3 Depot Level Maintenance	0	0	0	0	793,854	269,795	0	0	679	663	794,533	270,458
3.5.4 Contractor Logistics Support	0	0	0	0	686,129	204,521	15,680	2,771	22,770	6,571	724,579	213,863
3.5.6 MRAP Vehicles Equipment Maintenance	0	0	0	0	41,491	3,901	0	0	0	0	41,491	3,901
3.6 (C4I)	0	0	0	0	1,718,706	494,963	232	97	184,522	42,957	1,903,460	538,017
3.7 Other Services and Miscellaneous Contracts	0	0	0	0	2,202,638	799,000	8,726	4,952	337,114	124,159	2,548,478	928,111
3.9 Psychological Operations (Information Operations)	0	0	0	0	30,839	0	0	0	0	0	30,839	0
3.0 Operating Support Sub-Total	0	0	0	0	8,146,781	3,162,949	27,455	9,426	1,348,297	493,292	9,522,533	3,665,667
4.1 Airlift	0	0	0	0	356,556	176,441	0	0	0	0	356,556	176,441
4.2 Sealfit	0	0	0	0	42,574	41,852	0	0	0	0	42,574	41,852
4.4 Port Handling/Inland Transportation	0	0	0	0	174,752	88,246	556	491	815	327	176,123	89,064
4.5 Other Transportation	0	0	0	0	322	1	0	0	0	0	322	1
4.6 Second Destination Transportation	0	0	0	0	564,704	325,579	0	0	59,585	991	624,289	326,570
4.0 Transportation Sub-Total	0	0	0	0	1,138,908	632,119	556	491	60,400	1,318	1,199,864	633,928
7.3.02 Defense Forces Sustainment	0	0	0	0	1,044,523	869,508	0	0	0	0	1,044,523	869,508
7.3.03 Defense Forces Infrastructure	0	0	0	0	58,158	0	0	0	0	0	58,158	0
7.3.04 Defense Forces Equipment and Transportation	0	0	0	0	830,657	689,398	0	0	0	0	830,657	689,398
7.3.05 Defense Forces Training and Operations	0	0	0	0	152,143	132,520	0	0	0	0	152,143	132,520
7.3.07 Interior Forces Sustainment	0	0	0	0	434,216	349,570	0	0	0	0	434,216	349,570
7.3.08 Interior Forces Infrastructure	0	0	0	0	3,649	32	0	0	0	0	3,649	32
7.3.09 Interior Forces Equipment	0	0	0	0	470	470	0	0	0	0	470	470
7.3.10 Interior Forces Training and Operations	0	0	0	0	55,886	55,869	0	0	0	0	55,886	55,869
7.3.20 Other	0	0	0	0	0	50,067	0	0	0	0	0	50,067
7.4.1 Afghanistan (CERP)	0	0	0	0	1,711	1,341	0	0	0	0	1,711	1,341
7.6.1 Trainee Equip/Support	0	0	0	0	0	0	0	0	15,011	9,453	15,011	9,453
7.6.2 U.S. Trainer/Enabler	0	0	0	0	0	0	0	0	124,715	30,691	124,715	30,691
7.7.1 Defense Forces	0	0	0	0	0	0	0	0	269,273	258,784	269,273	258,784
7.0 Other Support Sub-Total	0	0	0	0	2,581,413	2,148,775	0	0	408,999	298,928	2,990,412	2,447,703
Navy/Marine Corps Total	0	0	0	0	4,883,210	3,161,291	0	0	556,818	358,531	5,440,028	3,519,822
Navy Total	0	0	0	0	4,101,001	2,787,903	0	0	448,990	320,622	4,549,991	3,108,525
1.2.1 Civilian Premium Pay	0	0	0	0	106,014	90,115	0	0	141	141	106,155	90,256
1.2.2 Civilian Temporary Hires	0	0	0	0	264	264	0	0	0	0	264	264
1.0 Personnel Sub-Total	0	0	0	0	106,278	90,379	0	0	141	141	106,419	90,520
2.1 Temporary Duty (TDY)/Additional Duty (TAD)	0	0	0	0	91,470	65,266	0	0	1,542	1,469	93,012	66,735
2.2 Clothing and Other Personnel Equipment & Supplies	0	0	0	0	9,126	2,033	0	0	49	47	9,175	2,080
2.3 Medical Support/Health Services	0	0	0	0	3,278	1,144	0	0	250	0	3,528	1,144
2.4 Reserve Component Activation/Deactivation	0	0	0	0	1,689	740	0	0	0	0	1,689	740

COST OF WAR
Operation and Maintenance (O&M) Summary Execution by Operation, Component, and Cost Breakdown Structure (CBS)
Beginning Fiscal Year - 2017
(Amounts in Thousands)
As of July 31, 2017

Component	Operation New Dawn (OND) / Post-OND Iraq Activities		Operation Enduring Freedom		Operation Freedom's Sentinel		Operation Noble Eagle		Operation Inherent Resolve		Summary	
	Obligations Year To Date	Disbursements Year To Date	Obligations Year To Date	Disbursements Year To Date	Obligations Year To Date	Disbursements Year To Date	Obligations Year To Date	Disbursements Year To Date	Obligations Year To Date	Disbursements Year To Date	Obligations Year To Date	Disbursements Year To Date
2.5 Other Personnel Support	0	0	0	0	4,988	3,917	0	0	0	0	4,988	3,917
2.7 Body Armor	0	0	0	0	1,230	613	0	0	0	0	1,230	613
2.0 Personnel Support Sub-Total	0	0	0	0	111,781	73,713	0	0	1,841	1,516	113,622	75,229
3.1 Training	0	0	0	0	59,958	29,659	0	0	0	0	59,958	29,659
3.2 Operations (OPTEMPO) (Fuel, Other POL, Parts)	0	0	0	0	812,414	649,556	0	0	267,423	267,423	1,079,837	916,979
3.3 Other Supplies & Equipment	0	0	0	0	170,714	122,622	0	0	1,140	113	171,854	122,735
3.4 Facilities/Base Support	0	0	0	0	124,116	3,015	0	0	0	0	124,116	3,015
3.5.1 Organization Level Maintenance	0	0	0	0	78,938	70,249	0	0	8,672	4,055	87,610	74,304
3.5.2 Intermediate Level Maintenance	0	0	0	0	53,316	13,367	0	0	0	0	53,316	13,367
3.5.3 Depot Level Maintenance	0	0	0	0	2,004,959	1,417,115	0	0	53,160	20,277	2,058,119	1,437,392
3.5.4 Contractor Logistics Support	0	0	0	0	10,231	6,098	0	0	0	0	10,231	6,098
3.6 (C4I)	0	0	0	0	41,125	26,101	0	0	0	0	41,125	26,101
3.7 Other Services and Miscellaneous Contracts	0	0	0	0	232,849	92,678	0	0	113,738	24,222	346,587	116,900
3.8 IED Operation	0	0	0	0	17	0	0	0	0	0	17	0
3.0 Operating Support Sub-Total	0	0	0	0	3,588,637	2,430,460	0	0	444,133	316,090	4,032,770	2,746,550
4.1 Airlift	0	0	0	0	130,868	90,389	0	0	2,875	2,875	133,743	93,264
4.2 Sealift	0	0	0	0	117,604	96,095	0	0	0	0	117,604	96,095
4.4 Port Handling/Inland Transportation	0	0	0	0	8,104	4,544	0	0	0	0	8,104	4,544
4.5 Other Transportation	0	0	0	0	34,224	1,246	0	0	0	0	34,224	1,246
4.6 Second Destination Transportation	0	0	0	0	3,455	1,077	0	0	0	0	3,455	1,077
4.7 MRAP Vehicles Transportation	0	0	0	0	50	0	0	0	0	0	50	0
4.0 Transportation Sub-Total	0	0	0	0	294,305	193,351	0	0	2,875	2,875	297,180	196,226
Marine Corps Total	0	0	0	0	782,209	373,388	0	0	107,828	37,909	890,037	411,297
1.2.1 Civilian Premium Pay	0	0	0	0	855	657	0	0	0	0	855	657
1.2.2 Civilian Temporary Hires	0	0	0	0	87	88	0	0	0	0	87	88
1.0 Personnel Sub-Total	0	0	0	0	942	745	0	0	0	0	942	745
2.1 Temporary Duty (TDY)/Additional Duty (TAD)	0	0	0	0	42,895	35,353	0	0	2,518	1,708	45,413	37,061
2.2 Clothing and Other Personnel Equipment & Supplies	0	0	0	0	7,742	1,710	0	0	0	0	7,742	1,710
2.3 Medical Support/Health Services	0	0	0	0	1,943	1,358	0	0	0	0	1,943	1,358
2.4 Reserve Component Activation/Deactivation	0	0	0	0	116	101	0	0	0	0	116	101
2.5 Other Personnel Support	0	0	0	0	17,134	12,933	0	0	0	0	17,134	12,933
2.0 Personnel Support Sub-Total	0	0	0	0	69,830	51,455	0	0	2,518	1,708	72,348	53,163
3.1 Training	0	0	0	0	35,680	12,133	0	0	0	0	35,680	12,133
3.2 Operations (OPTEMPO) (Fuel, Other POL, Parts)	0	0	0	0	190,993	106,877	0	0	717	633	191,710	107,510
3.2.1 MRAP Vehicles Operation	0	0	0	0	3,530	104	0	0	0	0	3,530	104
3.3 Other Supplies & Equipment	0	0	0	0	67,433	42,639	0	0	1,108	102	68,541	42,741
3.4 Facilities/Base Support	0	0	0	0	15,935	3,006	0	0	28	6	15,963	3,012
3.5.1 Organization Level Maintenance	0	0	0	0	3,913	987	0	0	0	0	3,913	987
3.5.2 Intermediate Level Maintenance	0	0	0	0	4,664	3,625	0	0	17,469	9,712	22,133	13,337
3.5.3 Depot Level Maintenance	0	0	0	0	34,123	17,606	0	0	79,578	24,278	113,701	41,884
3.5.4 Contractor Logistics Support	0	0	0	0	67,096	18,413	0	0	0	0	67,096	18,413
3.5.6 MRAP Vehicles Equipment Maintenance	0	0	0	0	1,838	602	0	0	0	0	1,838	602
3.6 (C4I)	0	0	0	0	14,857	673	0	0	4,875	968	19,732	1,641
3.7 Other Services and Miscellaneous Contracts	0	0	0	0	207,273	76,205	0	0	1,544	511	208,817	76,716
3.0 Operating Support Sub-Total	0	0	0	0	647,335	282,870	0	0	105,319	36,210	752,654	319,080
4.1 Airlift	0	0	0	0	212	124	0	0	-9	-9	203	115
4.2 Sealift	0	0	0	0	50	0	0	0	0	0	50	0
4.4 Port Handling/Inland Transportation	0	0	0	0	105	51	0	0	0	0	105	51
4.5 Other Transportation	0	0	0	0	40,285	29,692	0	0	0	0	40,285	29,692
4.6 Second Destination Transportation	0	0	0	0	23,000	8,451	0	0	0	0	23,000	8,451
4.0 Transportation Sub-Total	0	0	0	0	63,652	38,318	0	0	-9	-9	63,643	38,309
6.2.1 Basic Research	0	0	0	0	450	0	0	0	0	0	450	0
6.0 Investment Sub-Total	0	0	0	0	450	0	0	0	0	0	450	0
Air Force Total	0	0	0	0	6,176,197	3,071,889	12,463	12,204	1,692,556	1,391,216	7,881,216	4,475,309
1.2.2 Civilian Temporary Hires	0	0	0	0	38,441	37,988	1,143	1,143	3,248	3,218	42,832	42,349
1.0 Personnel Sub-Total	0	0	0	0	38,441	37,988	1,143	1,143	3,248	3,218	42,832	42,349

COST OF WAR
Operation and Maintenance (O&M) Summary Execution by Operation, Component, and Cost Breakdown Structure (CBS)
Beginning Fiscal Year - 2017
(Amounts in Thousands)
As of July 31, 2017

Component	Operation New Dawn (OND) / Post-OND Iraq Activities		Operation Enduring Freedom		Operation Freedom's Sentinel		Operation Noble Eagle		Operation Inherent Resolve		Summary	
	Obligations Year To Date	Disbursements Year To Date	Obligations Year To Date	Disbursements Year To Date	Obligations Year To Date	Disbursements Year To Date	Obligations Year To Date	Disbursements Year To Date	Obligations Year To Date	Disbursements Year To Date	Obligations Year To Date	Disbursements Year To Date
2.1 Temporary Duty (TDY)/Additional Duty (TAD)	0	0	0	0	176,183	117,661	1,126	922	20,578	13,714	197,887	132,297
2.2 Clothing and Other Personnel Equipment & Supplies	0	0	0	0	2,705	2,208	0	0	0	0	2,705	2,208
2.3 Medical Support/Health Services	0	0	0	0	22,559	16,749	67	44	1,557	860	24,183	17,653
2.5 Other Personnel Support	0	0	0	0	64,808	15,318	0	0	28,355	19,925	93,163	35,243
2.7 Body Armor	0	0	0	0	20,578	171	0	0	0	0	20,578	171
2.0 Personnel Support Sub-Total	0	0	0	0	286,833	152,107	1,193	966	50,490	34,499	338,516	187,572
3.1 Training	0	0	0	0	34,513	11,715	0	0	3,094	1,834	37,607	13,549
3.2 Operations (OPTEMPO) (Fuel, Other POL, Parts)	0	0	0	0	461,361	374,320	10,087	10,087	1,186,641	1,185,888	1,658,089	1,570,295
3.3 Other Supplies & Equipment	0	0	0	0	429,315	186,725	15	8	72,812	33,356	502,142	220,089
3.4 Facilities/Base Support	0	0	0	0	157,865	60,373	25	0	49,615	4,777	207,505	65,150
3.5.3 Depot Level Maintenance	0	0	0	0	1,758,494	689,751	0	0	0	0	1,758,494	689,751
3.5.4 Contractor Logistics Support	0	0	0	0	13,304	7,927	0	0	0	0	13,304	7,927
3.6 (C4I)	0	0	0	0	873,453	257,402	0	0	23,529	2,172	896,982	259,574
3.7 Other Services and Miscellaneous Contracts	0	0	0	0	1,042,650	504,934	0	0	141,872	21,722	1,184,522	526,656
3.0 Operating Support Sub-Total	0	0	0	0	4,770,955	2,093,147	10,127	10,095	1,477,563	1,249,749	6,258,645	3,352,991
4.1 Airlift	0	0	0	0	929,160	714,202	0	0	154,900	99,331	1,084,060	813,533
4.2 Sealift	0	0	0	0	21	7	0	0	0	0	21	7
4.5 Other Transportation	0	0	0	0	147,710	72,083	0	0	5,910	3,980	153,620	76,063
4.8 Retrograde of Personnel and Equipment	0	0	0	0	3,077	2,355	0	0	292	292	3,369	2,647
4.0 Transportation Sub-Total	0	0	0	0	1,079,968	788,647	0	0	161,102	103,603	1,241,070	892,250
7.6.2 U.S. Trainer/Enabler	0	0	0	0	0	0	0	0	153	147	153	147
7.0 Other Support Sub-Total	0	0	0	0	0	0	0	0	153	147	153	147
Defense Health Program Total	0	0	0	0	270,916	225,302	0	0	0	0	270,916	225,302
2.3 Medical Support/Health Services	0	0	0	0	270,916	225,302	0	0	0	0	270,916	225,302
2.0 Personnel Support Sub-Total	0	0	0	0	270,916	225,302	0	0	0	0	270,916	225,302
DODIG Total	0	0	0	0	3,992	1,388	0	0	6,409	2,467	10,401	3,855
1.2.1 Civilian Premium Pay	0	0	0	0	2,792	776	0	0	4,339	1,149	7,131	1,925
1.2.2 Civilian Temporary Hires	0	0	0	0	971	511	0	0	1,558	767	2,529	1,278
1.0 Personnel Sub-Total	0	0	0	0	3,763	1,287	0	0	5,897	1,916	9,660	3,203
2.1 Temporary Duty (TDY)/Additional Duty (TAD)	0	0	0	0	123	101	0	0	244	401	367	502
2.2 Clothing and Other Personnel Equipment & Supplies	0	0	0	0	4	0	0	0	9	3	13	3
2.0 Personnel Support Sub-Total	0	0	0	0	127	101	0	0	253	404	380	505
3.1.0 Care-in-Store	0	0	0	0	0	0	0	0	2	0	2	0
3.3 Other Supplies & Equipment	0	0	0	0	0	0	0	0	0	3	0	3
3.6 (C4I)	0	0	0	0	0	0	0	0	60	0	60	0
3.7 Other Services and Miscellaneous Contracts	0	0	0	0	102	0	0	0	197	144	299	144
3.0 Operating Support Sub-Total	0	0	0	0	102	0	0	0	259	147	361	147
Defense Agency Total	0	0	0	0	2,723,194	1,240,876	0	0	561,063	290,545	3,284,257	1,531,421
1.2.1 Civilian Premium Pay	0	0	0	0	76,073	65,194	0	0	62	62	76,135	65,256
1.2.2 Civilian Temporary Hires	0	0	0	0	12,277	10,688	0	0	1,742	1,671	14,019	12,359
1.0 Personnel Sub-Total	0	0	0	0	88,350	75,882	0	0	1,804	1,733	90,154	77,615
2.1 Temporary Duty (TDY)/Additional Duty (TAD)	0	0	0	0	133,992	100,538	0	0	3,871	3,235	137,863	103,773
2.2 Clothing and Other Personnel Equipment & Supplies	0	0	0	0	2,735	1,462	0	0	0	0	2,735	1,462
2.3 Medical Support/Health Services	0	0	0	0	4,293	2,711	0	0	0	0	4,293	2,711
2.5 Other Personnel Support	0	0	0	0	65,477	55,548	0	0	0	0	65,477	55,548
2.0 Personnel Support Sub-Total	0	0	0	0	206,497	160,259	0	0	3,871	3,235	210,368	163,494
3.1 Training	0	0	0	0	28,040	13,777	0	0	1,476	1,216	29,516	14,993
3.2 Operations (OPTEMPO) (Fuel, Other POL, Parts)	0	0	0	0	133,486	84,453	0	0	96,695	83,027	230,181	167,480
3.3 Other Supplies & Equipment	0	0	0	0	124,072	71,973	0	0	13,347	3,488	137,419	75,461
3.4 Facilities/Base Support	0	0	0	0	4,532	156	0	0	71	22	4,603	178
3.5.1 Organization Level Maintenance	0	0	0	0	305	60	0	0	0	0	305	60
3.5.2 Intermediate Level Maintenance	0	0	0	0	2,710	1,342	0	0	0	0	2,710	1,342
3.5.3 Depot Level Maintenance	0	0	0	0	11,355	1,327	0	0	0	0	11,355	1,327
3.5.4 Contractor Logistics Support	0	0	0	0	248,891	103,678	0	0	43,792	17,410	292,683	121,088
3.5.6 MRAP Vehicles Equipment Maintenance	0	0	0	0	54,123	22,830	0	0	0	0	54,123	22,830

COST OF WAR
Operation and Maintenance (O&M) Summary Execution by Operation, Component, and Cost Breakdown Structure (CBS)
Beginning Fiscal Year - 2017
(Amounts in Thousands)
As of July 31, 2017

Component	Operation New Dawn (OND) / Post-OND Iraq Activities		Operation Enduring Freedom		Operation Freedom's Sentinel		Operation Noble Eagle		Operation Inherent Resolve		Summary	
	Obligations Year To Date	Disbursements Year To Date	Obligations Year To Date	Disbursements Year To Date	Obligations Year To Date	Disbursements Year To Date	Obligations Year To Date	Disbursements Year To Date	Obligations Year To Date	Disbursements Year To Date	Obligations Year To Date	Disbursements Year To Date
3.6 (C4I)	0	0	0	0	322,655	60,561	0	0	43,624	11,609	366,279	72,170
3.7 Other Services and Miscellaneous Contracts	0	0	0	0	1,131,555	420,539	0	0	72,315	35,685	1,203,870	456,224
3.9 Psychological Operations (Information Operations)	0	0	0	0	2,638	0	0	0	0	0	2,638	0
3.0 Operating Support Sub-Total	0	0	0	0	2,064,362	780,696	0	0	271,320	152,457	2,335,682	933,153
4.1 Airlift	0	0	0	0	242,761	116,308	0	0	74,650	54,735	317,411	171,043
4.2 Sealfit	0	0	0	0	4,605	1,275	0	0	0	0	4,605	1,275
4.4 Port Handling/Inland Transportation	0	0	0	0	3,013	2,027	0	0	0	0	3,013	2,027
4.5 Other Transportation	0	0	0	0	50,880	34,109	0	0	793	102	51,673	34,211
4.6 Second Destination Transportation	0	0	0	0	126	40	0	0	0	0	126	40
4.0 Transportation Sub-Total	0	0	0	0	301,385	153,759	0	0	75,443	54,837	376,828	208,596
7.1.90 Coalition Readiness Support Program (CRSP)	0	0	0	0	10,400	10,400	0	0	0	0	10,400	10,400
7.2.1 Transportation Support	0	0	0	0	12,000	8,439	0	0	0	0	12,000	8,439
7.2.2 Logistic Support	0	0	0	0	40,200	51,441	0	0	0	0	40,200	51,441
7.6.1 Trainee Equip/Support	0	0	0	0	0	0	0	0	192,557	65,323	192,557	65,323
7.6.2 U.S. Trainer/Enabler	0	0	0	0	0	0	0	0	16,068	12,960	16,068	12,960
7.0 Other Support Sub-Total	0	0	0	0	62,600	70,280	0	0	208,625	78,283	271,225	148,563

COST OF WAR
Operation and Maintenance (O&M) Summary Execution by Operation, Component, Appropriation and Cost Breakdown Structure (CBS)
Beginning Fiscal Year - 2017
(Amounts in Thousands)
As of July 31, 2017

Component and Appropriation	Operation New Dawn (OND) / Post-OND Iraq Activities		Operation Enduring Freedom		Operation Freedom's Sentinel		Operation Noble Eagle		Operation Inherent Resolve		Summary	
	Obligations Year to Date	Disbursements Year to Date	Obligations Year to Date	Disbursements Year to Date	Obligations Year to Date	Disbursements Year to Date	Obligations Year to Date	Disbursements Year to Date	Obligations Year to Date	Disbursements Year to Date	Obligations Year to Date	Disbursements Year to Date
Grand Total	0	0	0	0	26,440,018	13,898,661	46,195	26,689	4,762,353	2,947,879	31,248,566	16,873,229
Army Total	0	0	0	0	12,382,509	6,197,915	33,732	14,485	1,945,507	905,120	14,361,748	7,117,520
Army Active Total	0	0	0	0	12,317,411	6,165,612	33,732	14,485	1,945,507	905,120	14,296,650	7,085,217
Operation and Maintenance, Army												
1.2.1 Civilian Premium Pay	0	0	0	0	63,413	55,193	374	346	11,929	11,545	75,716	67,084
1.2.2 Civilian Temporary Hires	0	0	0	0	968	906	0	0	460	460	1,428	1,366
1.0 Personnel Sub-Total	0	0	0	0	64,381	56,099	374	346	12,389	12,005	77,144	68,450
2.1 Temporary Duty (TDY)/Additional Duty (TAD)	0	0	0	0	151,485	81,508	5,347	4,222	22,721	8,769	179,553	94,499
2.2 Clothing and Other Personnel Equipment & Supplies	0	0	0	0	217,860	64,300	0	0	0	0	217,860	64,300
2.2.1 Organizational Clothing	0	0	0	0	7,198	0	0	0	0	0	7,198	0
2.3 Medical Support/Health Services	0	0	0	0	34,920	28,511	0	0	9,616	7,730	44,536	36,241
2.5 Other Personnel Support	0	0	0	0	14,114	5,792	0	0	83,085	83,078	97,199	88,870
2.6 Rest & Recreation	0	0	0	0	4,600	4,600	0	0	0	0	4,600	4,600
2.0 Personnel Support Sub-Total	0	0	0	0	430,177	184,711	5,347	4,222	115,422	99,577	550,946	288,510
3.1 Training	0	0	0	0	238,881	121,669	0	0	63	25	238,944	121,694
3.1.0 Care-in-Store	0	0	0	0	10,820	0	0	0	0	0	10,820	0
3.2 Operations (OPTEMPO) (Fuel, Other POL, Parts)	0	0	0	0	858,047	657,206	764	503	247,908	121,166	1,106,719	778,875
3.2.1 MRAP Vehicles Operation	0	0	0	0	48,029	17,545	0	0	0	0	48,029	17,545
3.3 Other Supplies & Equipment	0	0	0	0	473,570	281,832	384	177	505,930	188,601	979,884	470,610
3.4 Facilities/Base Support	0	0	0	0	769,049	158,008	1,669	926	49,311	9,150	820,029	168,084
3.5.1 Organization Level Maintenance	0	0	0	0	30,125	16,253	0	0	0	0	30,125	16,253
3.5.2 Intermediate Level Maintenance	0	0	0	0	218,617	126,534	0	0	0	0	218,617	126,534
3.5.3 Depot Level Maintenance	0	0	0	0	793,854	269,795	0	0	679	663	794,533	270,458
3.5.4 Contractor Logistics Support	0	0	0	0	685,571	204,249	15,680	2,771	22,770	6,571	724,021	213,591
3.5.6 MRAP Vehicles Equipment Maintenance	0	0	0	0	41,491	3,901	0	0	0	0	41,491	3,901
3.6 (C4I)	0	0	0	0	1,711,660	492,311	232	97	184,522	42,957	1,896,414	535,365
3.7 Other Services and Miscellaneous Contracts	0	0	0	0	2,194,834	795,183	8,726	4,952	337,114	124,159	2,540,674	924,294
3.9 Psychological Operations (Information Operations)	0	0	0	0	30,839	0	0	0	0	0	30,839	0
3.0 Operating Support Sub-Total	0	0	0	0	8,105,387	3,144,486	27,455	9,426	1,348,297	493,292	9,481,139	3,647,204
4.1 Airlift	0	0	0	0	356,248	176,441	0	0	0	0	356,248	176,441
4.2 Sealift	0	0	0	0	42,574	41,852	0	0	0	0	42,574	41,852
4.4 Port Handling/Inland Transportation	0	0	0	0	172,236	87,668	556	491	815	327	173,607	88,486
4.5 Other Transportation	0	0	0	0	291	1	0	0	0	0	291	1
4.6 Second Destination Transportation	0	0	0	0	564,704	325,579	0	0	59,585	991	624,289	326,570
4.0 Transportation Sub-Total	0	0	0	0	1,136,053	631,541	556	491	60,400	1,318	1,197,009	633,350
7.4.1 Afghanistan (CERP)	0	0	0	0	1,711	1,341	0	0	0	0	1,711	1,341
7.6.1 Trainee Equip/Support	0	0	0	0	0	0	0	0	15,011	9,453	15,011	9,453
7.6.2 U.S. Trainer/Enabler	0	0	0	0	0	0	0	0	124,715	30,691	124,715	30,691
7.0 Other Support Sub-Total	0	0	0	0	1,711	1,341	0	0	139,726	40,144	141,437	41,485
Afghanistan Security Forces Fund, Army												
7.3.02 Defense Forces Sustainment	0	0	0	0	1,044,523	869,508	0	0	0	0	1,044,523	869,508
7.3.03 Defense Forces Infrastructure	0	0	0	0	58,158	0	0	0	0	0	58,158	0
7.3.04 Defense Forces Equipment and Transportation	0	0	0	0	830,657	689,398	0	0	0	0	830,657	689,398
7.3.05 Defense Forces Training and Operations	0	0	0	0	152,143	132,520	0	0	0	0	152,143	132,520
7.3.07 Interior Forces Sustainment	0	0	0	0	434,216	349,570	0	0	0	0	434,216	349,570
7.3.08 Interior Forces Infrastructure	0	0	0	0	3,649	32	0	0	0	0	3,649	32
7.3.09 Interior Forces Equipment	0	0	0	0	470	470	0	0	0	0	470	470
7.3.10 Interior Forces Training and Operations	0	0	0	0	55,886	55,869	0	0	0	0	55,886	55,869
7.3.20 Other	0	0	0	0	0	50,067	0	0	0	0	0	50,067
7.0 Other Support Sub-Total	0	0	0	0	2,579,702	2,147,434	0	0	0	0	2,579,702	2,147,434
Iraq Train and Equip Fund												
7.7.1 Defense Forces	0	0	0	0	0	0	0	0	269,273	258,784	269,273	258,784
7.0 Other Support Sub-Total	0	0	0	0	0	0	0	0	269,273	258,784	269,273	258,784
Army Reserve Total	0	0	0	0	18,930	10,027	0	0	0	0	18,930	10,027
Operation and Maintenance, Army Reserve												

COST OF WAR
Operation and Maintenance (O&M) Summary Execution by Operation, Component, Appropriation and Cost Breakdown Structure (CBS)
Beginning Fiscal Year - 2017
(Amounts in Thousands)
As of July 31, 2017

Component and Appropriation	Operation New Dawn (OND) / Post-OND Iraq Activities		Operation Enduring Freedom		Operation Freedom's Sentinel		Operation Noble Eagle		Operation Inherent Resolve		Summary	
	Obligations Year to Date	Disbursements Year to Date	Obligations Year to Date	Disbursements Year to Date	Obligations Year to Date	Disbursements Year to Date	Obligations Year to Date	Disbursements Year to Date	Obligations Year to Date	Disbursements Year to Date	Obligations Year to Date	Disbursements Year to Date
2.1 Temporary Duty (TDY)/Additional Duty (TAD)	0	0	0	0	7,950	6,242	0	0	0	0	7,950	6,242
2.3 Medical Support/Health Services	0	0	0	0	6	3	0	0	0	0	6	3
2.5 Other Personnel Support	0	0	0	0	6,018	2,476	0	0	0	0	6,018	2,476
2.0 Personnel Support Sub-Total	0	0	0	0	13,974	8,721	0	0	0	0	13,974	8,721
3.2 Operations (OPTEMPO) (Fuel, Other POL, Parts)	0	0	0	0	252	133	0	0	0	0	252	133
3.3 Other Supplies & Equipment	0	0	0	0	949	191	0	0	0	0	949	191
3.4 Facilities/Base Support	0	0	0	0	26	26	0	0	0	0	26	26
3.6 (C4I)	0	0	0	0	949	41	0	0	0	0	949	41
3.7 Other Services and Miscellaneous Contracts	0	0	0	0	1,617	802	0	0	0	0	1,617	802
3.0 Operating Support Sub-Total	0	0	0	0	3,793	1,193	0	0	0	0	3,793	1,193
4.4 Port Handling/Inland Transportation	0	0	0	0	1,163	113	0	0	0	0	1,163	113
4.0 Transportation Sub-Total	0	0	0	0	1,163	113	0	0	0	0	1,163	113
Army National Guard Total	0	0	0	0	46,168	22,276	0	0	0	0	46,168	22,276
Operation and Maintenance, Army Natl Guard												
1.2.1 Civilian Premium Pay	0	0	0	0	115	107	0	0	0	0	115	107
1.0 Personnel Sub-Total	0	0	0	0	115	107	0	0	0	0	115	107
2.1 Temporary Duty (TDY)/Additional Duty (TAD)	0	0	0	0	113	97	0	0	0	0	113	97
2.2 Clothing and Other Personnel Equipment & Supplies	0	0	0	0	5	2	0	0	0	0	5	2
2.3 Medical Support/Health Services	0	0	0	0	562	475	0	0	0	0	562	475
2.4 Reserve Component Activation/Deactivation	0	0	0	0	5,546	3,444	0	0	0	0	5,546	3,444
2.5 Other Personnel Support	0	0	0	0	534	416	0	0	0	0	534	416
2.0 Personnel Support Sub-Total	0	0	0	0	6,760	4,434	0	0	0	0	6,760	4,434
3.1 Training	0	0	0	0	27	27	0	0	0	0	27	27
3.2 Operations (OPTEMPO) (Fuel, Other POL, Parts)	0	0	0	0	18,382	8,735	0	0	0	0	18,382	8,735
3.3 Other Supplies & Equipment	0	0	0	0	5,783	2,169	0	0	0	0	5,783	2,169
3.4 Facilities/Base Support	0	0	0	0	567	441	0	0	0	0	567	441
3.5.4 Contractor Logistics Support	0	0	0	0	558	272	0	0	0	0	558	272
3.6 (C4I)	0	0	0	0	6,097	2,611	0	0	0	0	6,097	2,611
3.7 Other Services and Miscellaneous Contracts	0	0	0	0	6,187	3,015	0	0	0	0	6,187	3,015
3.0 Operating Support Sub-Total	0	0	0	0	37,601	17,270	0	0	0	0	37,601	17,270
4.1 Airlift	0	0	0	0	308	0	0	0	0	0	308	0
4.4 Port Handling/Inland Transportation	0	0	0	0	1,353	465	0	0	0	0	1,353	465
4.5 Other Transportation	0	0	0	0	31	0	0	0	0	0	31	0
4.0 Transportation Sub-Total	0	0	0	0	1,692	465	0	0	0	0	1,692	465
Navy/Marine Corps Total	0	0	0	0	4,883,210	3,161,291	0	0	556,818	358,531	5,440,028	3,519,822
Navy Total	0	0	0	0	4,101,001	2,787,903	0	0	448,990	320,622	4,549,991	3,108,525
Navy Active Total	0	0	0	0	4,076,735	2,773,581	0	0	448,990	320,622	4,525,725	3,094,203
Operation and Maintenance, Navy												
1.2.1 Civilian Premium Pay	0	0	0	0	106,014	90,115	0	0	141	141	106,155	90,256
1.2.2 Civilian Temporary Hires	0	0	0	0	264	264	0	0	0	0	264	264
1.0 Personnel Sub-Total	0	0	0	0	106,278	90,379	0	0	141	141	106,419	90,520
2.1 Temporary Duty (TDY)/Additional Duty (TAD)	0	0	0	0	91,470	65,266	0	0	1,542	1,469	93,012	66,735
2.2 Clothing and Other Personnel Equipment & Supplies	0	0	0	0	8,683	1,808	0	0	49	47	8,732	1,855
2.3 Medical Support/Health Services	0	0	0	0	3,238	1,144	0	0	250	0	3,488	1,144
2.5 Other Personnel Support	0	0	0	0	4,988	3,917	0	0	0	0	4,988	3,917
2.7 Body Armor	0	0	0	0	941	613	0	0	0	0	941	613
2.0 Personnel Support Sub-Total	0	0	0	0	109,320	72,748	0	0	1,841	1,516	111,161	74,264
3.1 Training	0	0	0	0	58,778	29,587	0	0	0	0	58,778	29,587
3.2 Operations (OPTEMPO) (Fuel, Other POL, Parts)	0	0	0	0	812,414	649,556	0	0	267,423	267,423	1,079,837	916,979
3.3 Other Supplies & Equipment	0	0	0	0	169,975	122,610	0	0	1,140	113	171,115	122,723
3.4 Facilities/Base Support	0	0	0	0	124,116	3,015	0	0	0	0	124,116	3,015
3.5.1 Organization Level Maintenance	0	0	0	0	78,938	70,249	0	0	8,672	4,055	87,610	74,304
3.5.2 Intermediate Level Maintenance	0	0	0	0	53,316	13,367	0	0	0	0	53,316	13,367
3.5.3 Depot Level Maintenance	0	0	0	0	1,986,106	1,403,854	0	0	53,160	20,277	2,039,266	1,424,131
3.5.4 Contractor Logistics Support	0	0	0	0	10,231	6,098	0	0	0	0	10,231	6,098

COST OF WAR
Operation and Maintenance (O&M) Summary Execution by Operation, Component, Appropriation and Cost Breakdown Structure (CBS)
Beginning Fiscal Year - 2017
(Amounts in Thousands)
As of July 31, 2017

Component and Appropriation	Operation New Dawn (OND) / Post-OND Iraq Activities		Operation Enduring Freedom		Operation Freedom's Sentinel		Operation Noble Eagle		Operation Inherent Resolve		Summary	
	Obligations Year to Date	Disbursements Year to Date	Obligations Year to Date	Disbursements Year to Date	Obligations Year to Date	Disbursements Year to Date	Obligations Year to Date	Disbursements Year to Date	Obligations Year to Date	Disbursements Year to Date	Obligations Year to Date	Disbursements Year to Date
3.6 (C4I)	0	0	0	0	41,125	26,101	0	0	0	0	41,125	26,101
3.7 Other Services and Miscellaneous Contracts	0	0	0	0	231,830	92,678	0	0	113,738	24,222	345,568	116,900
3.8 IED Operation	0	0	0	0	17	0	0	0	0	0	17	0
3.0 Operating Support Sub-Total	0	0	0	0	3,566,846	2,417,115	0	0	444,133	316,090	4,010,979	2,733,205
4.1 Airlift	0	0	0	0	130,868	90,389	0	0	2,875	2,875	133,743	93,264
4.2 Sealift	0	0	0	0	117,604	96,095	0	0	0	0	117,604	96,095
4.4 Port Handling/Inland Transportation	0	0	0	0	8,104	4,544	0	0	0	0	8,104	4,544
4.5 Other Transportation	0	0	0	0	34,224	1,246	0	0	0	0	34,224	1,246
4.6 Second Destination Transportation	0	0	0	0	3,441	1,065	0	0	0	0	3,441	1,065
4.7 MRAP Vehicles Transportation	0	0	0	0	50	0	0	0	0	0	50	0
4.0 Transportation Sub-Total	0	0	0	0	294,291	193,339	0	0	2,875	2,875	297,166	196,214
Navy Reserve Total	0	0	0	0	24,266	14,322	0	0	0	0	24,266	14,322
Operation and Maintenance, Navy Reserve												
2.2 Clothing and Other Personnel Equipment & Supplies	0	0	0	0	443	225	0	0	0	0	443	225
2.3 Medical Support/Health Services	0	0	0	0	40	0	0	0	0	0	40	0
2.4 Reserve Component Activation/Deactivation	0	0	0	0	1,689	740	0	0	0	0	1,689	740
2.7 Body Armor	0	0	0	0	289	0	0	0	0	0	289	0
2.0 Personnel Support Sub-Total	0	0	0	0	2,461	965	0	0	0	0	2,461	965
3.1 Training	0	0	0	0	1,180	72	0	0	0	0	1,180	72
3.3 Other Supplies & Equipment	0	0	0	0	739	12	0	0	0	0	739	12
3.5.3 Depot Level Maintenance	0	0	0	0	18,853	13,261	0	0	0	0	18,853	13,261
3.7 Other Services and Miscellaneous Contracts	0	0	0	0	1,019	0	0	0	0	0	1,019	0
3.0 Operating Support Sub-Total	0	0	0	0	21,791	13,345	0	0	0	0	21,791	13,345
4.6 Second Destination Transportation	0	0	0	0	14	12	0	0	0	0	14	12
4.0 Transportation Sub-Total	0	0	0	0	14	12	0	0	0	0	14	12
Marine Corps Total	0	0	0	0	782,209	373,388	0	0	107,828	37,909	890,037	411,297
Marine Corps Active Total	0	0	0	0	779,628	370,917	0	0	107,828	37,909	887,456	408,826
Operation and Maintenance, Marine Corps												
1.2.1 Civilian Premium Pay	0	0	0	0	855	657	0	0	0	0	855	657
1.2.2 Civilian Temporary Hires	0	0	0	0	87	88	0	0	0	0	87	88
1.0 Personnel Sub-Total	0	0	0	0	942	745	0	0	0	0	942	745
2.1 Temporary Duty (TDY)/Additional Duty (TAD)	0	0	0	0	40,464	33,017	0	0	2,518	1,708	42,982	34,725
2.2 Clothing and Other Personnel Equipment & Supplies	0	0	0	0	7,708	1,676	0	0	0	0	7,708	1,676
2.3 Medical Support/Health Services	0	0	0	0	1,943	1,358	0	0	0	0	1,943	1,358
2.5 Other Personnel Support	0	0	0	0	17,134	12,933	0	0	0	0	17,134	12,933
2.0 Personnel Support Sub-Total	0	0	0	0	67,249	48,984	0	0	2,518	1,708	69,767	50,692
3.1 Training	0	0	0	0	35,680	12,133	0	0	0	0	35,680	12,133
3.2 Operations (OPTEMPO) (Fuel, Other POL, Parts)	0	0	0	0	190,993	106,877	0	0	717	633	191,710	107,510
3.2.1 MRAP Vehicles Operation	0	0	0	0	3,530	104	0	0	0	0	3,530	104
3.3 Other Supplies & Equipment	0	0	0	0	67,433	42,639	0	0	1,108	102	68,541	42,741
3.4 Facilities/Base Support	0	0	0	0	15,935	3,006	0	0	28	6	15,963	3,012
3.5.1 Organization Level Maintenance	0	0	0	0	3,913	987	0	0	0	0	3,913	987
3.5.2 Intermediate Level Maintenance	0	0	0	0	4,664	3,625	0	0	17,469	9,712	22,133	13,337
3.5.3 Depot Level Maintenance	0	0	0	0	34,123	17,606	0	0	79,578	24,278	113,701	41,884
3.5.4 Contractor Logistics Support	0	0	0	0	67,096	18,413	0	0	0	0	67,096	18,413
3.5.6 MRAP Vehicles Equipment Maintenance	0	0	0	0	1,838	602	0	0	0	0	1,838	602
3.6 (C4I)	0	0	0	0	14,857	673	0	0	4,875	968	19,732	1,641
3.7 Other Services and Miscellaneous Contracts	0	0	0	0	207,273	76,205	0	0	1,544	511	208,817	76,716
3.0 Operating Support Sub-Total	0	0	0	0	647,335	282,870	0	0	105,319	36,210	752,654	319,080
4.1 Airlift	0	0	0	0	212	124	0	0	-9	-9	203	115
4.2 Sealift	0	0	0	0	50	0	0	0	0	0	50	0
4.4 Port Handling/Inland Transportation	0	0	0	0	105	51	0	0	0	0	105	51
4.5 Other Transportation	0	0	0	0	40,285	29,692	0	0	0	0	40,285	29,692
4.6 Second Destination Transportation	0	0	0	0	23,000	8,451	0	0	0	0	23,000	8,451
4.0 Transportation Sub-Total	0	0	0	0	63,652	38,318	0	0	-9	-9	63,643	38,309

COST OF WAR
Operation and Maintenance (O&M) Summary Execution by Operation, Component, Appropriation and Cost Breakdown Structure (CBS)
Beginning Fiscal Year - 2017
(Amounts in Thousands)
As of July 31, 2017

Component and Appropriation	Operation New Dawn (OND) / Post-OND Iraq Activities		Operation Enduring Freedom		Operation Freedom's Sentinel		Operation Noble Eagle		Operation Inherent Resolve		Summary	
	Obligations Year to Date	Disbursements Year to Date	Obligations Year to Date	Disbursements Year to Date	Obligations Year to Date	Disbursements Year to Date	Obligations Year to Date	Disbursements Year to Date	Obligations Year to Date	Disbursements Year to Date	Obligations Year to Date	Disbursements Year to Date
6.2.1 Basic Research	0	0	0	0	450	0	0	0	0	0	450	0
6.0 Investment Sub-Total	0	0	0	0	450	0	0	0	0	0	450	0
Marine Corps Reserve Total	0	0	0	0	2,581	2,471	0	0	0	0	2,581	2,471
Operation and Maintenance, USMC Reserve												
2.1 Temporary Duty (TDY)/Additional Duty (TAD)	0	0	0	0	2,431	2,336	0	0	0	0	2,431	2,336
2.2 Clothing and Other Personnel Equipment & Supplies	0	0	0	0	34	34	0	0	0	0	34	34
2.4 Reserve Component Activation/Deactivation	0	0	0	0	116	101	0	0	0	0	116	101
2.0 Personnel Support Sub-Total	0	0	0	0	2,581	2,471	0	0	0	0	2,581	2,471
Air Force Total	0	0	0	0	6,176,197	3,071,889	12,463	12,204	1,692,556	1,391,216	7,881,216	4,475,309
Air Force Active Total	0	0	0	0	6,118,731	3,033,234	12,463	12,204	1,692,542	1,391,216	7,823,736	4,436,654
Operation and Maintenance, Air Force												
1.2.2 Civilian Temporary Hires	0	0	0	0	38,424	37,971	1,143	1,143	3,248	3,218	42,815	42,332
1.0 Personnel Sub-Total	0	0	0	0	38,424	37,971	1,143	1,143	3,248	3,218	42,815	42,332
2.1 Temporary Duty (TDY)/Additional Duty (TAD)	0	0	0	0	173,579	115,950	1,126	922	20,578	13,714	195,283	130,586
2.2 Clothing and Other Personnel Equipment & Supplies	0	0	0	0	2,705	2,208	0	0	0	0	2,705	2,208
2.3 Medical Support/Health Services	0	0	0	0	22,559	16,749	67	44	1,557	860	24,183	17,653
2.5 Other Personnel Support	0	0	0	0	64,808	15,318	0	0	28,355	19,925	93,163	35,243
2.7 Body Armor	0	0	0	0	20,578	171	0	0	0	0	20,578	171
2.0 Personnel Support Sub-Total	0	0	0	0	284,229	150,396	1,193	966	50,490	34,499	335,912	185,861
3.1 Training	0	0	0	0	34,510	11,712	0	0	3,094	1,834	37,604	13,546
3.2 Operations (OPTEMPO) (Fuel, Other POL, Parts)	0	0	0	0	461,361	374,320	10,087	10,087	1,186,641	1,185,888	1,658,089	1,570,295
3.3 Other Supplies & Equipment	0	0	0	0	427,847	185,607	15	8	72,798	33,356	500,660	218,971
3.4 Facilities/Base Support	0	0	0	0	156,402	59,772	25	0	49,615	4,777	206,042	64,549
3.5.3 Depot Level Maintenance	0	0	0	0	1,725,946	665,343	0	0	0	0	1,725,946	665,343
3.6 (C4I)	0	0	0	0	873,370	257,355	0	0	23,529	2,172	896,899	259,527
3.7 Other Services and Miscellaneous Contracts	0	0	0	0	1,036,674	502,111	0	0	141,872	21,722	1,178,546	523,833
3.0 Operating Support Sub-Total	0	0	0	0	4,716,110	2,056,220	10,127	10,095	1,477,549	1,249,749	6,203,786	3,316,064
4.1 Airlift	0	0	0	0	929,160	714,202	0	0	154,900	99,331	1,084,060	813,533
4.2 Sealift	0	0	0	0	21	7	0	0	0	0	21	7
4.5 Other Transportation	0	0	0	0	147,710	72,083	0	0	5,910	3,980	153,620	76,063
4.8 Retrograde of Personnel and Equipment	0	0	0	0	3,077	2,355	0	0	292	292	3,369	2,647
4.0 Transportation Sub-Total	0	0	0	0	1,079,968	788,647	0	0	161,102	103,603	1,241,070	892,250
7.6.2 U.S. Trainer/Enabler	0	0	0	0	0	0	0	0	153	147	153	147
7.0 Other Support Sub-Total	0	0	0	0	0	0	0	0	153	147	153	147
Air Force Reserve Total	0	0	0	0	49,079	34,151	0	0	14	0	49,093	34,151
Operation and Maintenance, Air Force Reserve												
1.2.2 Civilian Temporary Hires	0	0	0	0	17	17	0	0	0	0	17	17
1.0 Personnel Sub-Total	0	0	0	0	17	17	0	0	0	0	17	17
2.1 Temporary Duty (TDY)/Additional Duty (TAD)	0	0	0	0	2,131	1,274	0	0	0	0	2,131	1,274
2.0 Personnel Support Sub-Total	0	0	0	0	2,131	1,274	0	0	0	0	2,131	1,274
3.3 Other Supplies & Equipment	0	0	0	0	194	188	0	0	14	0	208	188
3.4 Facilities/Base Support	0	0	0	0	884	336	0	0	0	0	884	336
3.5.3 Depot Level Maintenance	0	0	0	0	32,548	24,408	0	0	0	0	32,548	24,408
3.5.4 Contractor Logistics Support	0	0	0	0	13,304	7,927	0	0	0	0	13,304	7,927
3.7 Other Services and Miscellaneous Contracts	0	0	0	0	1	1	0	0	0	0	1	1
3.0 Operating Support Sub-Total	0	0	0	0	46,931	32,860	0	0	14	0	46,945	32,860
Air Force National Guard Total	0	0	0	0	8,387	4,504	0	0	0	0	8,387	4,504
Operation and Maintenance, Air Natl Guard												
2.1 Temporary Duty (TDY)/Additional Duty (TAD)	0	0	0	0	473	437	0	0	0	0	473	437
2.0 Personnel Support Sub-Total	0	0	0	0	473	437	0	0	0	0	473	437
3.1 Training	0	0	0	0	3	3	0	0	0	0	3	3

COST OF WAR
Operation and Maintenance (O&M) Summary Execution by Operation, Component, Appropriation and Cost Breakdown Structure (CBS)
Beginning Fiscal Year - 2017
(Amounts in Thousands)
As of July 31, 2017

Component and Appropriation	Operation New Dawn (OND) / Post-OND Iraq Activities		Operation Enduring Freedom		Operation Freedom's Sentinel		Operation Noble Eagle		Operation Inherent Resolve		Summary	
	Obligations Year to Date	Disbursements Year to Date	Obligations Year to Date	Disbursements Year to Date	Obligations Year to Date	Disbursements Year to Date	Obligations Year to Date	Disbursements Year to Date	Obligations Year to Date	Disbursements Year to Date	Obligations Year to Date	Disbursements Year to Date
3.3 Other Supplies & Equipment	0	0	0	0	1,274	930	0	0	0	0	1,274	930
3.4 Facilities/Base Support	0	0	0	0	579	265	0	0	0	0	579	265
3.6 (C4I)	0	0	0	0	83	47	0	0	0	0	83	47
3.7 Other Services and Miscellaneous Contracts	0	0	0	0	5,975	2,822	0	0	0	0	5,975	2,822
3.0 Operating Support Sub-Total	0	0	0	0	7,914	4,067	0	0	0	0	7,914	4,067
Defense Health Program Total	0	0	0	0	270,916	225,302	0	0	0	0	270,916	225,302
Defense Health Program, Defense												
2.3 Medical Support/Health Services	0	0	0	0	270,916	225,302	0	0	0	0	270,916	225,302
2.0 Personnel Support Sub-Total	0	0	0	0	270,916	225,302	0	0	0	0	270,916	225,302
DODIG Total	0	0	0	0	3,992	1,388	0	0	6,409	2,467	10,401	3,855
Office of the Inspector General, Defense												
1.2.1 Civilian Premium Pay	0	0	0	0	2,792	776	0	0	4,339	1,149	7,131	1,925
1.2.2 Civilian Temporary Hires	0	0	0	0	971	511	0	0	1,558	767	2,529	1,278
1.0 Personnel Sub-Total	0	0	0	0	3,763	1,287	0	0	5,897	1,916	9,660	3,203
2.1 Temporary Duty (TDY)/Additional Duty (TAD)	0	0	0	0	123	101	0	0	244	401	367	502
2.2 Clothing and Other Personnel Equipment & Supplies	0	0	0	0	4	0	0	0	9	3	13	3
2.0 Personnel Support Sub-Total	0	0	0	0	127	101	0	0	253	404	380	505
3.1.0 Care-in-Store	0	0	0	0	0	0	0	0	2	0	2	0
3.3 Other Supplies & Equipment	0	0	0	0	0	0	0	0	0	3	0	3
3.6 (C4I)	0	0	0	0	0	0	0	0	60	0	60	0
3.7 Other Services and Miscellaneous Contracts	0	0	0	0	102	0	0	0	197	144	299	144
3.0 Operating Support Sub-Total	0	0	0	0	102	0	0	0	259	147	361	147
Defense Agency Total	0	0	0	0	2,723,194	1,240,876	0	0	561,063	290,545	3,284,257	1,531,421
Operation and Maintenance, Defense-Wide												
1.2.1 Civilian Premium Pay	0	0	0	0	76,073	65,194	0	0	62	62	76,135	65,256
1.2.2 Civilian Temporary Hires	0	0	0	0	12,277	10,688	0	0	1,742	1,671	14,019	12,359
1.0 Personnel Sub-Total	0	0	0	0	88,350	75,882	0	0	1,804	1,733	90,154	77,615
2.1 Temporary Duty (TDY)/Additional Duty (TAD)	0	0	0	0	133,992	100,538	0	0	3,871	3,235	137,863	103,773
2.2 Clothing and Other Personnel Equipment & Supplies	0	0	0	0	2,735	1,462	0	0	0	0	2,735	1,462
2.3 Medical Support/Health Services	0	0	0	0	4,293	2,711	0	0	0	0	4,293	2,711
2.5 Other Personnel Support	0	0	0	0	65,477	55,548	0	0	0	0	65,477	55,548
2.0 Personnel Support Sub-Total	0	0	0	0	206,497	160,259	0	0	3,871	3,235	210,368	163,494
3.1 Training	0	0	0	0	28,040	13,777	0	0	1,476	1,216	29,516	14,993
3.2 Operations (OPTEMPO) (Fuel, Other POL, Parts)	0	0	0	0	133,486	84,453	0	0	96,695	83,027	230,181	167,480
3.3 Other Supplies & Equipment	0	0	0	0	124,072	71,973	0	0	13,347	3,488	137,419	75,461
3.4 Facilities/Base Support	0	0	0	0	4,532	156	0	0	71	22	4,603	178
3.5.1 Organization Level Maintenance	0	0	0	0	305	60	0	0	0	0	305	60
3.5.2 Intermediate Level Maintenance	0	0	0	0	2,710	1,342	0	0	0	0	2,710	1,342
3.5.3 Depot Level Maintenance	0	0	0	0	11,355	1,327	0	0	0	0	11,355	1,327
3.5.4 Contractor Logistics Support	0	0	0	0	248,891	103,678	0	0	43,792	17,410	292,683	121,088
3.5.6 MRAP Vehicles Equipment Maintenance	0	0	0	0	54,123	22,830	0	0	0	0	54,123	22,830
3.6 (C4I)	0	0	0	0	322,655	60,561	0	0	43,624	11,609	366,279	72,170
3.7 Other Services and Miscellaneous Contracts	0	0	0	0	1,131,555	420,539	0	0	72,315	35,685	1,203,870	456,224
3.9 Psychological Operations (Information Operations)	0	0	0	0	2,638	0	0	0	0	0	2,638	0
3.0 Operating Support Sub-Total	0	0	0	0	2,064,362	780,696	0	0	271,320	152,457	2,335,682	933,153
4.1 Airlift	0	0	0	0	242,761	116,308	0	0	74,650	54,735	317,411	171,043
4.2 Sealift	0	0	0	0	4,605	1,275	0	0	0	0	4,605	1,275
4.4 Port Handling/Inland Transportation	0	0	0	0	3,013	2,027	0	0	0	0	3,013	2,027
4.5 Other Transportation	0	0	0	0	50,880	34,109	0	0	793	102	51,673	34,211
4.6 Second Destination Transportation	0	0	0	0	126	40	0	0	0	0	126	40
4.0 Transportation Sub-Total	0	0	0	0	301,385	153,759	0	0	75,443	54,837	376,828	208,596
7.1.90 Coalition Readiness Support Program (CRSP)	0	0	0	0	10,400	10,400	0	0	0	0	10,400	10,400
7.2.1 Transportation Support	0	0	0	0	12,000	8,439	0	0	0	0	12,000	8,439
7.2.2 Logistic Support	0	0	0	0	40,200	51,441	0	0	0	0	40,200	51,441
7.6.1 Trainee Equip/Support	0	0	0	0	0	0	0	0	192,557	65,323	192,557	65,323

COST OF WAR
Operation and Maintenance (O&M) Summary Execution by Operation, Component, Appropriation and Cost Breakdown Structure (CBS)
Beginning Fiscal Year - 2017
(Amounts in Thousands)
As of July 31, 2017

Component and Appropriation	Operation New Dawn (OND) / Post-OND Iraq Activities		Operation Enduring Freedom		Operation Freedom's Sentinel		Operation Noble Eagle		Operation Inherent Resolve		Summary	
	Obligations Year to Date	Disbursements Year to Date	Obligations Year to Date	Disbursements Year to Date	Obligations Year to Date	Disbursements Year to Date	Obligations Year to Date	Disbursements Year to Date	Obligations Year to Date	Disbursements Year to Date	Obligations Year to Date	Disbursements Year to Date
7.6.2 U.S. Trainer/Enabler	0	0	0	0	0	0	0	0	16,068	12,960	16,068	12,960
7.0 Other Support Sub-Total	0	0	0	0	62,600	70,280	0	0	208,625	78,283	271,225	148,563

FY 2017 Cost of War for FY 2017 Appropriations

**FY 2017 Estimate of Cost of War for FY 2017 Appropriations
(Amounts in Thousands)
As of July 31, 2017**

APPROPRIATION Fiscal Year 2017 Accounts	Notes	Funds Appropriated 1/	Funds Transferred	Funds Available	Obligations July 2017	Obligations CFI 2/	Disbursements CFI 3/	Unpaid Obligations	Unobligated Balance	Percent Obligated
21 2017/2017 2010 Military Personnel, Army		2,042,682	22,092	2,064,774	180,290	1,819,270	1,819,270	0	245,504	88%
21 2017/2017 2070 Reserve Personnel, Army		17,084	0	17,084	807	13,008	12,100	908	4,076	76%
21 2017/2017 2060 National Guard Personnel, Army		131,630	1,232	132,862	15,692	109,648	88,555	21,093	23,214	83%
21 2017/2017 2020 Operation and Maintenance, Army	/5	14,813,205	70,943	14,884,148	1,999,260	11,447,675	4,678,999	6,768,676	3,436,473	77%
21 2017/2017 2080 Operation and Maintenance, Army Reserve	/5	23,910	0	23,910	3,437	18,930	10,027	8,903	4,980	79%
21 2017/2017 2065 Operation and Maintenance, Army Natl Guard	/5	65,250	0	65,250	-9,925	46,168	22,276	23,892	19,082	71%
21 2017/2019 2031 Aircraft Procurement, Army		253,711	0	253,711	4,067	122,134	7,891	114,243	131,577	48%
21 2017/2019 2032 Missile Procurement, Army		324,507	0	324,507	60	2,435	130	2,305	322,072	1%
21 2017/2019 2033 Procurement of Weapons & Tracked Vehicles		22,410	0	22,410	959	22,030	194	21,836	380	98%
21 2017/2019 2034 Procurement of Ammunition, Army		88,460	0	88,460	98	26,807	860	25,947	61,653	30%
21 2017/2019 2035 Other Procurement, Army		926,195	0	926,195	146,612	452,539	17,269	435,270	473,656	49%
21 2017/2018 2040 Research, Development, Test, and Eval, Army		271,789	0	271,789	55089	156,883	8,642	148,241	114,906	58%
21 2017/2021 2050 Military Construction, Army		11,500	0	11,500	0	0	0	0	11,500	0%
17 2017/2017 1453 Military Personnel, Navy		334,781	0	334,781	33,619	302,792	301,282	1,510	31,989	90%
17 2017/2017 1405 Reserve Personnel, Navy		11,929	0	11,929	3,234	10,237	9,482	755	1,692	86%
17 2017/2017 1804 Operation and Maintenance, Navy	/5	5,245,390	1,350	5,246,740	551,802	4,525,725	3,094,203	1,431,522	721,015	86%
17 2017/2017 1806 Operation and Maintenance, Navy Reserve		26,265	0	26,265	3,118	24,266	14,322	9,944	1,999	92%
17 2017/2019 1506 Aircraft Procurement, Navy		419,149	0	419,149	3511	145,051	6,807	138,244	274,098	35%
17 2017/2019 1507 Weapons Procurement, Navy		8,600	0	8,600	0	0	0	0	8,600	0%
17 2017/2019 1508 Procurement of Ammunition, Navy and USMC		123,380	0	123,380	58,533	105,842	0	105,842	17,538	86%
17 2017/2019 1810 Other Procurement, Navy		42,397	0	42,397	6,000	11,501	1,485	10,016	30,896	27%
17 2017/2018 1319 Research, Development, Test, and Eval, Navy		39,407	0	39,407	2,483	6,616	738	5,878	32,791	17%
17 2017/2021 1205 Military Construction, Navy and Marine Corps	6/	0	0	0	22	167	0	167	-167	#DIV/0!
17 2017/2017 1105 Military Personnel, Marine Corps		185,573	0	185,573	8,115	79,266	0	79,266	106,307	43%
17 2017/2017 1108 Reserve Personnel, Marine Corps		3,764	0	3,764	274	3,494	0	3,494	270	93%
17 2017/2017 1106 Operation and Maintenance, Marine Corps	/5	1,056,632	0	1,056,632	180,952	887,456	408,826	478,630	169,176	84%
17 2017/2017 1107 Operation and Maintenance, USMC Reserve		3,304	0	3,304	136	2,581	2,471	110	723	78%
17 2017/2019 1109 Procurement, Marine Corps		147,011	0	147,011	35,181	44,181	8,237	35,944	102,830	30%
57 2017/2017 3500 Military Personnel, Air Force		857,111	0	857,111	70,934	714,122	714,122	0	142,989	83%
57 2017/2017 3700 Reserve Personnel, Air Force		20,535	272	20,807	1,324	15,429	10,851	4,578	5,378	74%
57 2017/2017 3850 National Guard Personnel, Air Force		5,288	52	5,340	0	3,940	3,297	643	1,400	74%
57 2017/2017 3400 Operation and Maintenance, Air Force	/5	9,336,307	60,551	9,396,858	1,094,828	7,823,736	4,436,654	3,387,082	1,573,122	83%
57 2017/2017 3740 Operation and Maintenance, Air Force Reserve		57,586	0	57,586	22	49,093	34,151	14,942	8,493	85%
57 2017/2017 3840 Operation and Maintenance, Air Natl Guard		20,000	0	20,000	607	8,387	4,504	3,883	11,613	42%
57 2017/2019 3010 Aircraft Procurement, Air Force		820,919	0	820,919	14,884	32,925	7,359	25,566	787,994	4%
57 2017/2019 3020 Missile Procurement, Air Force		134,295	0	134,295	0	113	78	35	134,182	0%
57 2017/2019 3011 Procurement of Ammunition, Air Force	6/	151,908	0	151,908	397,088	397,159	0	397,159	-245,251	261%
57 2017/2019 3080 Other Procurement, Air Force		249,576	300	249,876	31	31	0	31	249,845	0%
57 2017/2018 3600 Research, Development, Test and Eval, Air Force		59,740	0	59,740	0	0	0	0	59,740	0%
57 2017/2021 3300 Military Construction, Air Force		20,011	0	20,011	0	0	0	0	20,011	0%
97 2017/2017 0100 Operation and Maintenance, Defense-Wide	/5	6,572,059	-1,428,000	5,144,059	321,347	3,273,857	1,521,021	1,752,836	1,870,202	64%
97 2017/2018 0100 Operation and Maintenance, Defense-Wide		0	1,670,000	1,670,000	10,400	10,400	10,400	0	1,659,600	1%
97 2017/2017 0107 Office of the Inspector General, Defense		22,062	0	22,062	1,300	10,401	3,855	6,546	11,661	47%

**FY 2017 Estimate of Cost of War for FY 2017 Appropriations
(Amounts in Thousands)
As of July 31, 2017**

APPROPRIATION Fiscal Year 2017 Accounts	Notes	Funds Appropriated 1/	Funds Transferred	Funds Available	Obligations July 2017	Obligations CFI 2/	Disbursements CFI 3/	Unpaid Obligations	Unobligated Balance	Percent Obligated
97 2017/2017 0130 Defense Health Program, Defense		322,859	0	322,859	28,546	270,916	225,302	45,614	51,943	84%
97 2017/2019 0300 Procurement, Defense-Wide		351,437	300	351,737	14,667	128,112	32,967	95,145	223,625	36%
97 2017/2018 0400 Research, Development, Test and Eval, Defense	6/	0	0	0	0	1,972	113	1,859	-1,972	#DIV/0!
97 2017/XXXX 4930 Defense Working Capital Funds, Defense		95,481	0	95,481	0	1,109	0	1,109	94,372	1%
21 2017/2018 2091 Afghanistan Security Forces Fund, Army		4,262,715	0	4,262,715	596,713	2,579,702	2,147,434	432,268	1,683,013	61%
21 2017/2019 2093 Joint Improvised Explosive Device Defeat Fund		87,800	0	87,800	1,123	87,208	34,312	52,896	592	99%
21 2017/2018 2097 Iraq Train and Equip Fund		289,500	0	289,500	-44,416	269,273	258,784	10,489	20,227	93%
97 2017/2017 0105 Drug Interdiction & Cntr Drug Activities		191,533	-107,000	84,533	0	0	0	0	84,533	0%
97 2017/2019 2093 Joint Improvised Explosive Device Defeat Fund		339,472	0	339,472	74,612	138,266	1,263	137,003	201,206	41%
21 2017/2018 2099 Counter-ISIL Train and Equip Fund		1,606,400	0	1,606,400	148,836	148,934	0	148,934	1,457,466	9%
Sub-Total		52,514,509	292,092	52,806,601	6,016,272	36,351,787	19,960,533	16,391,254	16,454,814	69%
Non-War Funds		0	0	0	0	0	0	0	0	0%
Operation Noble Eagle - Baseline Funds	2/	0	0	75,747	0	0	0	0	75,747	0%
Grand Total		52,514,509	292,092	52,882,348	6,016,272	36,351,787	19,960,533	16,391,254	16,530,561	20%

**FY 2017 Estimate of Cost of War for FY 2017 Appropriations
(Amounts in Thousands)
As of July 31, 2017**

FY 2017 Status of Funds Footnotes:

1/ Reflects funding provided in Public Law 114-223, the Continuing Resolutions Act, 2017.

2/ Obligations include **\$75,747** for Operation Noble Eagle (ONE) as a cost of war.

3/ CFI is Cumulative From Inception.

4/ Table 2 reflects Non-War funds whose execution is not included in the DoD Cost of War Report.

5/ Table 3 reflects OCO funding that was reduced by **\$355,041** due to a congressional mark that was applied to the Department of Defense Appropriations Act, 2016.

6/ Obligations that exceed funds available reflect cash flowing from baseline operations.

**FY 2017 Estimate of Cost of War for FY 2017 Appropriations
(Amounts in Thousands)
As of July 31, 2017**

Table 1 -- Reprogramming Actions into/out of Cost of War Funds

Reprogramming Action:	1	2
APPROPRIATION		
2017/2017 Military Personnel, Army		22,092
2017/2017 National Guard Personnel, Army	744	
2017/2017 Operation and Maintenance, Army	45,000	
2017/2017 Operation and Maintenance, Navy	850	
2017/2017 Reserve Personnel, Air Force	272	
2017/2017 Operation and Maintenance, Air Force	18,534	
2017/2017 Operation and Maintenance, Defense-Wide	229,000	
2017/2018 Operation and Maintenance, Defense-Wide	11,000	
2017/2017 Drug Interdiction & Cntr Drug Activities	-35,400	
Reprogramming Total	270,000	22,092
Cumulative Reprogramming Total	270,000	292,092

1. FY 17-05 PA; Counterterrorism Partnership Funds for Syria Train & Equip, (220,000)
FY 17-01 PA; Counterterrorism Partnership Funds for Syria Train & Equip, (50,000)
FY 17-01 IR; Drug Interdiction and Counter-Drug Activities, Defense, (Zero Net Change)
FY 17-02 LT; Directed transfer in DoD Appropriation Act, (Zero Net Change)
2. Base to OCO Declaration, Military Personnel, Army, (22,092)

**FY 2017 Estimate of Cost of War for FY 2017 Appropriations
(Amounts in Thousands)
As of July 31, 2017**

Table 2 -- Non-War Programs or Programs Whose Execution Is Not Included in the DoD Cost of War Report

Non-War/Not Reported on the DoD Cost of War Report	Fund Item Description	Military Personnel	Operation & Maintenance	Procurement	Research, Development, Test, & Evaluation	Revolving Funds and Military Construction	Total
21 2017/2017 2020 Operation and Maintenance, Army	Congressional transfer from Title II to Title IX		1,257,708				1,257,708
17 2017/2017 1804 Operation and Maintenance, Navy	Congressional transfer from Title II to Title IX		1,225,000				1,225,000
17 2017/2017 1106 Operation and Maintenance, Marine Corps	Congressional transfer from Title II to Title IX		375,000				375,000
57 2017/2017 3400 Operation and Maintenance, Air Force	Congressional transfer from Title II to Title IX		1,225,000				1,225,000
Operation and Maintenance, Subtotal			4,082,708				4,082,708
97 2016/2018 0350 National Guard and Reserve Equipment, Defense	Baseline Programs funded by Congress in OCO			750,000			750,000
Title X - Additional Appropriations	Baseline Programs funded by Congress in OCO	17,610	4,504,823	4,223,518	599,723	520,233	9,865,907
Bipartisan Budget Agreement of 2015	Baseline Programs funded by Congress in OCO	62,965	3,599,478	1,170,599	38,023	38,409	4,909,474
European Reassurance Initiative		147,549	1,626,493	1,396,952	125,880	46,833	3,343,707
Ukraine Security Assistance Initiative			150,000				150,000
Intelligence, Surveillance, Reconnaissance Task Force			500,000				500,000
Classified Programs			1,575,514	4,134,719	416,081		6,126,314
Non-War Programs Totals			16,039,016	11,675,788	1,179,707	605,475	29,728,110

Table 3 -- Section 8128 Fuel Saving applied to Overseas Contingency Operations

Non-War/Not Reported on the DoD Cost of War Report	Fund Item Description	Operation & Maintenance	Total
21 2017/2017 2020 Operation and Maintenance, Army	Fuel Reduction	179,148	179,148
21 2017/2017 2080 Operation and Maintenance, Army Reserve	Fuel Reduction	210	210
21 2017/2017 2065 Operation and Maintenance, Army National Guard	Fuel Reduction	1,657	1,657
17 2017/2017 1804 Operation and Maintenance, Navy	Fuel Reduction	80,413	80,413
17 2017/2017 1106 Operation and Maintenance, Marine Corps	Fuel Reduction	6,023	6,023
57 2017/2017 3400 Operation and Maintenance, Air Force	Fuel Reduction	75,139	75,139
97 2017/2017 0100 Operation and Maintenance, USSOCOM	Fuel Reduction	11,210	11,210
97 2017/2017 0100 Operation and Maintenance, Other	Fuel Reduction	1,241	1,241
Operation and Maintenance, Total		355,041	355,041

FY 2017 Cost of War for FY 2016 Appropriations

**FY 2017 Estimate of Cost of War for FY 2016 Appropriations
(Amounts in Thousands)
As of July 31, 2017**

APPROPRIATION Fiscal Year 2016 Accounts	Notes	Funds Appropriated	Funds Transferred	Funds Available	Obligations July 2017	Obligations CFI	Disbursements CFI	Unpaid Obligations	Unobligated Balance	Percent Obligated
21 2016/2016 2010 Military Personnel, Army	7/	1,846,356	20,653	1,867,009	0	1,905,673	1,905,673	0	-38,664	102%
21 2016/2016 2070 Reserve Personnel, Army		17,162	0	17,162	0	17,127	16,068	1,059	35	100%
21 2016/2016 2060 National Guard Personnel, Army		149,015	-18,399	130,616	8	125,414	119,830	5,584	5,202	96%
21 2016/2016 2020 Operation and Maintenance, Army	6/ 7/	11,668,548	1,798,038	13,466,586	16,455	13,524,220	6,625,300	6,898,920	-57,634	100%
21 2016/2016 2080 Operation and Maintenance, Army Reserve	6/ 7/	24,554	0	24,554	0	25,611	17,986	7,625	-1,057	104%
21 2016/2016 2065 Operation and Maintenance, Army Natl Guard		60,845	0	60,845	0	51,066	30,163	20,903	9,779	84%
21 2016/2018 2031 Aircraft Procurement, Army		161,987	111,300	273,287	42,848	262,663	124,104	138,559	10,624	96%
21 2016/2018 2032 Missile Procurement, Army		37,260	0	37,260	144	24,662	3,687	20,975	12,598	66%
21 2016/2018 2033 Procurement of Weapons & Tracked Vehicles, Army		486,630	0	486,630	3,956	454,427	167,697	286,730	32,203	93%
21 2016/2018 2034 Procurement of Ammunition, Army		222,040	0	222,040	430	199,795	44,833	154,962	22,245	90%
21 2016/2018 2035 Other Procurement, Army		1,175,596	-24,471	1,151,125	4,012	1,105,967	553,290	552,677	45,158	96%
21 2016/2017 2040 Research, Development, Test, and Eval, Army		1,500	0	1,500	-6	1,490	1,295	195	10	99%
17 2016/2016 1453 Military Personnel, Navy		251,011	92,841	343,852	0	342,551	340,889	1,662	1,301	100%
17 2016/2016 1405 Reserve Personnel, Navy		12,693	0	12,693	0	12,693	12,453	240	0	100%
17 2016/2016 1804 Operation and Maintenance, Navy	6/ 7/	4,789,789	219,669	5,009,458	0	5,062,035	3,628,162	1,433,873	-52,577	101%
17 2016/2016 1806 Operation and Maintenance, Navy Reserve	6/	31,462	0	31,462	0	31,406	22,127	9,279	56	100%
17 2016/2018 1506 Aircraft Procurement, Navy		210,990	0	210,990	18	161,772	68,705	93,067	49,218	77%
17 2016/2018 1508 Procurement of Ammunition, Navy and USMC		117,966	0	117,966	2,331	117,030	39,728	77,302	936	99%
17 2016/2018 1810 Other Procurement, Navy		186	0	186	0	86	86	0	100	46%
17 2016/2016 1105 Military Personnel, Marine Corps		171,079	315	171,394	0	143,857	65,548	78,309	27,537	84%
17 2016/2016 1108 Reserve Personnel, Marine Corps		3,393	0	3,393	0	3,300	2,937	363	93	97%
17 2016/2016 1106 Operation and Maintenance, Marine Corps	6/	914,186	23,000	937,186	2,576	844,413	759,995	84,418	92,773	90%
17 2016/2016 1107 Operation and Maintenance, USMC Reserve		3,455	0	3,455	0	3,225	3,122	103	230	93%
17 2016/2018 1109 Procurement, Marine Corps		56,934	6,800	63,734	0	60,558	41,116	19,442	3,176	95%
57 2016/2016 3500 Military Personnel, Air Force		726,126	157,287	883,413	0	848,344	848,344	0	35,069	96%
57 2016/2016 3700 Reserve Personnel, Air Force	7/	18,710	0	18,710	0	21,047	6,897	14,150	-2,337	112%
57 2016/2016 3850 National Guard Personnel, Air Force		2,828	2,327	5,155	0	5,155	5,012	143	0	100%
57 2016/2016 3400 Operation and Maintenance, Air Force	6/	8,290,224	154,440	8,444,664	-21,324	8,264,027	7,477,901	786,126	180,637	98%
57 2016/2016 3740 Operation and Maintenance, Air Force Reserve		58,106	0	58,106	0	57,152	35,663	21,489	954	98%
57 2016/2016 3840 Operation and Maintenance, Air Natl Guard		19,900	0	19,900	0	11,838	5,745	6,093	8,062	59%
57 2016/2018 3010 Aircraft Procurement, Air Force		128,900	108,200	237,100	18,687	114,617	23,463	91,154	122,483	48%
57 2016/2018 3020 Missile Procurement, Air Force		289,142	0	289,142	0	71	71	0	289,071	0%
57 2016/2018 3011 Procurement of Ammunition, Air Force		228,874	0	228,874	0	217,677	46,931	170,746	11,197	95%
57 2016/2018 3080 Other Procurement, Air Force		127,465	4,197	131,662	62	64,543	22,180	42,363	67,119	49%
57 2016/2017 3600 Research, Development, Test and Eval, Air Force		300	0	300	0	0	0	0	300	0%
97 2016/2016 0100 Operation and Maintenance, Defense-Wide	6/	3,363,389	545,275	3,908,664	-649	3,805,676	2,270,773	1,534,903	102,988	97%
97 2016/2017 0100 Operation and Maintenance, Defense-Wide		860,000	0	860,000	957	624,137	623,972	165	235,863	73%
97 2016/2016 0107 Office of the Inspector General, Defense	9/	10,262	2,900	13,162	65	11,337	11,962	-625	1,825	86%
97 2016/2016 0130 Defense Health Program, Defense		272,704	14,364	287,068	-399	283,620	267,552	16,068	3,448	99%
97 2016/2018 0300 Procurement, Defense-Wide		140,436	73,368	213,804	2,079	193,938	124,349	69,589	19,866	91%
97 2016/2017 0400 Research, Development, Test and Eval, Defense	8/ 9/	8,000	10,559	18,559	0	-146	568	-714	18,705	-1%
97 2016/XXXX 4930 Defense Working Capital Funds, Defense		88,850	0	88,850	0	3,766	2,306	1,460	85,084	4%

**FY 2017 Estimate of Cost of War for FY 2016 Appropriations
(Amounts in Thousands)
As of July 31, 2017**

APPROPRIATION Fiscal Year 2016 Accounts	Notes	Funds Appropriated	Funds Transferred	Funds Available	Obligations July 2017	Obligations CFI	Disbursements CFI	Unpaid Obligations	Unobligated Balance	Percent Obligated
21 2016/2017 2091 Afghanistan Security Forces Fund, Army		3,502,257	0	3,502,257	43,793	3,117,311	2,752,360	364,951	384,946	89%
21 2016/2018 2093 Joint Improvised Explosive Device Defeat Fund		349,464	0	349,464	-1,503	342,235	225,727	116,508	7,229	98%
21 2016/2017 2097 Iraq Train and Equip Fund	9/	715,000	0	715,000	3,614	685,506	703,165	-17,659	29,494	96%
97 2016/2016 0105 Drug Interdiction & Cntr Drug Activities		186,000	-186,000	0	0	0	0	0	0	0%
Sub-Total		41,801,574	3,116,663	44,918,237	118,154	43,152,892	30,049,735	13,103,157	1,765,345	96%
Non-War Funds	5/	15,352,907	0	15,352,907	0	0	0	0	15,352,907	0%
Operation Noble Eagle - Baseline Funds	2/	0	0	95,611	0	0	0	0	95,611	0%
Grand Total		57,154,481	3,116,663	60,366,755	118,154	43,152,892	30,049,735	13,103,157	17,213,863	71%

**FY 2017 Estimate of Cost of War for FY 2016 Appropriations
(Amounts in Thousands)
As of July 31, 2017**

FY 2016 Status of Funds Footnotes:

1/ Reflects funding provided in Public Law 114-53, the Continuing Resolutions Act, 2016.

2/ Obligations include **\$95,611** for Operation Noble Eagle (ONE) as a cost of war.

3/ CFI is Cumulative From Inception.

4/ Table 1 reflects funds transferred into/out of FY 2016 war funds. The appropriation transfer column totals may also include the results of internal reprogrammings within the cost of war funds.

5/ Table 2 reflects Non-War funds whose execution is not included in the DoD Cost of War Report.

6/ Table 3 reflects OCO funding that was reduced by **\$893,519** due to a congressional mark that was applied to the Department of Defense Appropriations Act, 2016.

7/ Obligations that exceed funds available reflect cash flowing from baseline operations.

8/ Obligations with a negative ITD balance indicates a reporting discrepancy and will be corrected in a subsequent period.

9/ Disbursements that exceed obligations represents a reporting discrepancy and will be corrected in a subsequent period.

**FY 2017 Estimate of Cost of War for FY 2016 Appropriations
(Amounts in Thousands)
As of July 31, 2017**

Table 1 -- Reprogramming Actions into/out of Cost of War Funds

Reprogramming Action:	1	2	3	4	5	6	7	8	9	10
APPROPRIATION										
2016/2016 Military Personnel, Army								-54,347	75,000	
2016/2016 National Guard Personnel, Army		672				199		-19,270		
2016/2016 Operation and Maintenance, Army		26,629	4,500		6,625	135,153	1,367,435	83,335	174,361	
2016/2016 Aircraft Procurement, Army					84,000				27,300	
2016/2018 Other Procurement, Army								-24,471		
2016/2016 Military Personnel, Navy							86,041		6,800	
2016/2016 Operation and Maintenance, Navy		396	68,503	11,700	47,600	1,606		89,864		
2016/2016 Military Personnel, Marine Corps		215				78		22		
2016/2016 Operation and Maintenance, Marine Corps							23,000			
2016/2018 Procurement, Marine Corps								6,800		
2016/2016 Military Personnel, Air Force					10,000			147,287		
2016/2016 National Guard Personnel, Air Force									2,327	
2016/2016 Operation and Maintenance, Air Force		11,223	4,500	88,100	8,820	49,988		-8,191		
2016/2018 Aircraft Procurement, Air Force				108,200						
2016/2018 Other Procurement, Air Force						2,435		12,482		-10,720
2016/2016 Operation and Maintenance, Defense-Wide	14,319	1,188	107,453	13,800	46,450	387,348	35,000	-19,374	-40,909	
2016/2016 Office of the Inspector General, Defense									2,900	
2016/2016 Defense Health Program, Defense									14,364	
2016/2018 Procurement, Defense-Wide				36,000	23,400			9,949	4,019	
2016/2017 Research, Development, Test and Eval, Defense						12,000	48,900		-1,441	-48,900
2016/2016 Drug Interdiction & Cntr Drug Activities		-40,323				-145,677				
Reprogramming Total	14,319	0	184,956	257,800	226,895	443,130	1,560,376	224,086	264,721	-59,620
Cumulative Reprogramming Total	14,319	14,319	199,275	457,075	683,970	1,127,100	2,687,476	2,911,562	3,176,283	3,116,663

1. Base to OCO, DCMA Base-to-OCO, (\$14,319)
2. FY16-02 IR, Drug Interdiction and Counter-Drug Activities, (Zero Net Change)
3. FY16-02 PA, Counterterrorism Partnerships Fund for Syria Train & Equip, (\$116,453);
Base to OCO, Restore Fuel Savings, (\$68,503)
4. FY16-10 IR, Intelligence, Surveillance and Reconnaissance Request, (\$257,800)
5. FY16-13 IR, Intelligence, Surveillance and Reconnaissance (ISR) - Part 2, (\$226,895)
6. FY16-09 IR, Drug Interdiction and Counter Drug Activities, (\$Zero Net Change);
FY 16-11 PA, Counterterrorism Partnerships Fund Transfer for Syria Train and Equip, (\$300,000);
FY 16-13 PA, Operation Freedom Sentinel and Other Priorities, (\$143,130)
7. FY16-13 PA, Operation Freedom Sentinel and Other Priorities, (\$1,560,376)
8. FY 16-15 IR Classified Programs & Drug Interdiction and Counter-Drug Activities, Defense, (\$-842)
FY 16-18 PA Intelligence Surveillance and Reconnaissance (ISR) Request - MIP, (Zero Net Change)
FY 16-19 PA April 2016 Prior Approval, (\$133,380)
FY 16-20 IR Classified Programs, (Zero Net Change)
FY 16-21 PA May 2016 Prior Approval, (\$90,728)
FY 16-22 PA Omnibus 2016 Request, (Zero Net Change)
FY 16-25 IR Drug Interdiction and Counter-Drug Activities, Defense, (\$820)
9. FY16-19 PA, April 2016 Prior Approval, (\$163,330)
FY16-23 PA, OMNIBUS 2016 Military Intelligence Program (MIP), (Zero Net Change)
FY16-29 PA, Military Intelligence Program, (Zero Net Change)
FY16-30 PA, August 2016 Prior Approval, (\$6,800)
Base to OCO, (\$94,591)
Below Threshold Reprogramming, (Zero Net Change)
10. FY16-13 PA June 2016, Operation Freedom SENTINAL and Other Priorities, (-\$48,900)
FY 16-25 IR, Drug Interdiction and Counter-Drug Activities, Defense (-\$10,720)

**FY 2017 Estimate of Cost of War for FY 2016 Appropriations
(Amounts in Thousands)
As of July 31, 2017**

Table 2 -- Non-War Programs or Programs Whose Execution Is Not Included in the DoD Cost of War Report					
Non-War/Not Reported on the DoD Cost of War Report	Fund Item Description	Military Personnel	Operation & Maintenance	Procurement	Total
21 2016/2016 2020 Operation and Maintenance, Army	Congressional transfer from Title II to Title IX		2,200,000		2,200,000
17 2016/2016 1804 Operation and Maintenance, Navy	Congressional transfer from Title II to Title IX		2,200,000	-	2,200,000
17 2016/2016 1106 Operation and Maintenance, Marine Corps	Congressional transfer from Title II to Title IX		420,000		420,000
57 2016/2016 3400 Operation and Maintenance, Air Force	Congressional transfer from Title II to Title IX		2,200,000		2,200,000
Operation and Maintenance, Subtotal			7,020,000	-	7,020,000
97 2016/2018 0350 National Guard and Reserve Equipment, Defense	Baseline Programs funded by Congress in OCO			1,000,000	1,000,000
21 2016/2016 2020 Operation and Maintenance, Army	Restore Readiness		336,583		336,583
21 2016/2016 2065 Operation and Maintenance, Army Nat'l Guard	Restore Readiness		75,000		75,000
21 2016/2016 2080 Operation and Maintenance, Army Reserve	Restore Readiness		75,000		75,000
European Reassurance Initiative			789,300		789,300
Counterterrorism Partnerships Fund			1,100,000		1,100,000
Ukraine Security Initiative			250,000		250,000
Classified Programs					4,707,024
Non-War Programs Totals			9,645,883	1,000,000	15,352,907

Table 3 -- Section 8128 Fuel Saving applied to Overseas Contingency Operations			
Non-War/Not Reported on the DoD Cost of War Report	Fund Item Description	Operation & Maintenance	Total
21 2016/2016 2020 Operation and Maintenance, Army	Fuel Reduction	271,349	271,349
21 2016/2016 2080 Operation and Maintenance, Army Reserve	Fuel Reduction	5	5
17 2016/2016 1804 Operation and Maintenance, Navy	Fuel Reduction	164,202	164,202
17 2016/2016 1806 Operation and Maintenance, Navy Reserve	Fuel Reduction	181	181
17 2016/2016 1106 Operation and Maintenance, Marine Corps	Fuel Reduction	11,478	11,478
57 2016/2016 3400 Operation and Maintenance, Air Force	Fuel Reduction	431,226	431,226
97 2016/2016 0100 Operation and Maintenance, USSOCOM	Fuel Reduction	15,078	15,078
Operation and Maintenance, Total		893,519	893,519

FY 2017 Cost of War for FY 2015 Appropriations

**FY 2017 Estimate of Cost of War for FY 2015 Appropriations
(Amounts in Thousands)
As of July 31, 2017**

APPROPRIATION Fiscal Year 2015 Accounts	Notes	Funds Appropriated	Funds Transferred	Funds Available	Obligations July 2017	Obligations CFI 2/2/17	Disbursements CFI 2/2/17	Unpaid Obligations	Unobligated Balance	Percent Obligated
21 2015/2015 2010 Military Personnel, Army		3,258,470	-210,000	3,048,470	0	2,972,442	2,972,442	0	76,028	98%
21 2015/2015 2070 Reserve Personnel, Army		24,990	0	24,990	0	22,409	21,193	1,216	2,581	90%
21 2015/2015 2060 National Guard Personnel, Army		174,778	288	175,066	2	158,589	144,596	13,993	16,477	91%
21 2015/2015 2020 Operation and Maintenance, Army		16,817,765	-249,005	16,568,760	-1,033	16,459,816	7,449,508	9,010,308	108,944	99%
21 2015/2016 2020 Operation and Maintenance, Army		250,000	0	250,000	0	245,060	114,752	130,308	4,940	98%
21 2015/2015 2080 Operation and Maintenance, Army Reserve		41,532	0	41,532	0	33,718	19,645	14,073	7,814	81%
21 2015/2015 2065 Operation and Maintenance, Army National Guard		76,461	0	76,461	0	71,157	41,830	29,327	5,304	93%
21 2015/2017 2031 Aircraft Procurement, Army		196,200	391,511	587,711	4,297	585,698	201,394	384,304	2,013	100%
21 2015/2017 2032 Missile Procurement, Army		32,136	34,465	66,601	6,802	66,137	34,287	31,850	464	99%
21 2015/2017 2033 Procurement of Weapons & Tracked Vehicles		5,000	0	5,000	0	5,000	5,000	0	0	100%
21 2015/2017 2034 Procurement of Ammunition, Army		140,905	27,137	168,042	16,920	152,271	64,494	87,777	15,771	91%
21 2015/2017 2035 Other Procurement, Army		773,583	101,584	875,167	832	809,878	709,480	100,398	65,289	93%
21 2015/2016 2040 Research, Development, Test, and Evaluation, Army		2,000	33,603	35,603	0	35,603	16,058	19,545	0	100%
17 2015/2015 1453 Military Personnel, Navy	7/	332,166	0	332,166	0	351,063	345,084	5,979	-18,897	106%
17 2015/2015 1405 Reserve Personnel, Navy		13,953	0	13,953	0	13,616	13,324	292	337	98%
17 2015/2015 1804 Operation and Maintenance, Navy	7/	5,380,169	511,948	5,892,117	0	5,899,340	4,080,929	1,818,411	-7,223	100%
17 2015/2015 1806 Operation and Maintenance, Navy Reserve		45,876	0	45,876	0	45,856	35,796	10,060	20	100%
17 2015/2017 1506 Aircraft Procurement, Navy		243,359	0	243,359	0	240,125	155,400	84,725	3,234	99%
17 2015/2017 1507 Weapons Procurement, Navy		66,785	0	66,785	704	65,852	6,624	59,228	933	99%
17 2015/2017 1508 Procurement of Ammunition, Navy and Marine Corps		154,519	0	154,519	-5	153,769	74,168	79,601	750	100%
17 2015/2017 1810 Other Procurement, Navy		121,310	0	121,310	56,216	114,635	14,575	100,060	6,675	94%
17 2015/2016 1319 Research, Development, Test, and Evaluation, Navy		940	1,200	2,140	0	2,140	1,911	229	0	100%
17 2015/2015 1105 Military Personnel, Marine Corps		403,311	-51,584	351,727	0	305,911	305,911	0	45,816	87%
17 2015/2015 1108 Reserve Personnel, Marine Corps		5,069	0	5,069	0	3,756	3,756	0	1,313	74%
17 2015/2015 1106 Operation and Maintenance, Marine Corps		1,485,904	-57,478	1,428,426	-659	1,044,236	975,348	68,888	384,190	73%
17 2015/2015 1107 Operation and Maintenance, Marine Corps Reserve	8/	10,540	0	10,540	1	10,111	11,797	-1,686	429	96%
17 2015/2017 1109 Procurement, Marine Corps		65,589	0	65,589	0	58,545	58,504	41	7,044	89%
57 2015/2015 3500 Military Personnel, Air Force		728,334	4,094	732,428	0	719,024	719,024	0	13,404	98%
57 2015/2015 3700 Reserve Personnel, Air Force	7/	19,175	580	19,755	0	19,759	13,554	6,205	-4	100%
57 2015/2015 3850 National Guard Personnel, Air Force		4,894	560	5,454	0	5,454	5,040	414	0	100%
57 2015/2015 3400 Operation and Maintenance, Air Force		9,034,449	165,452	9,199,901	-2,230	9,092,237	8,834,651	257,586	107,664	99%
57 2015/2015 3740 Operation and Maintenance, Air Force Reserve		77,794	0	77,794	0	73,371	67,696	5,675	4,423	94%
57 2015/2015 3840 Operation and Maintenance, Air National Guard		20,300	0	20,300	0	18,466	6,094	12,372	1,834	91%
57 2015/2017 3010 Aircraft Procurement, Air Force		481,019	-59,500	421,519	3,373	305,973	129,353	176,620	115,546	73%
57 2015/2017 3020 Missile Procurement, Air Force		136,189	245,169	381,358	0	356,704	261,941	94,763	24,654	94%
57 2015/2017 3011 Procurement of Ammunition, Air Force		219,785	89,829	309,614	0	242,573	159,372	83,201	67,041	78%
57 2015/2017 3080 Other Procurement, Air Force		286,838	-83,965	202,873	1,084	174,590	114,584	60,006	28,283	86%
57 2015/2016 3600 Research, Development, Test and Eval, Air Force		0	650	650	0	0	0	0	650	0%
97 2015/2015 0100 Operation and Maintenance, Defense-Wide		3,691,007	325,992	4,016,999	-1,145	3,800,564	2,746,834	1,053,730	216,435	95%
97 2015/2016 0100 Operation and Maintenance, Defense-Wide		1,260,000	-510,000	750,000	0	714,196	714,196	0	35,804	95%
97 2015/2015 0107 Office of the Inspector General, Defense	7/	10,623	0	10,623	0	12,554	11,322	1,232	-1,931	118%
97 2015/2015 0130 Defense Health Program, Defense	7/	300,531	0	300,531	-892	337,140	296,660	40,480	-36,609	112%
97 2015/2017 0300 Procurement, Defense-Wide		190,857	105,635	296,492	5,317	282,781	206,265	76,516	13,711	95%
97 2015/2016 0400 Research, Development, Test and Eval, Defense		11,200	24,000	35,200	0	11,200	10,211	989	24,000	32%
97 2015/XXXX 4930 Defense Working Capital Funds, Defense		91,350	0	91,350	40	4,559	4,516	43	86,791	5%
21 2015/2016 2091 Afghanistan Security Forces Fund, Army		4,109,333	-170,000	3,939,333	-5	3,921,420	3,787,822	133,598	17,913	100%

**FY 2017 Estimate of Cost of War for FY 2015 Appropriations
(Amounts in Thousands)
As of July 31, 2017**

APPROPRIATION Fiscal Year 2015 Accounts	Notes	Funds Appropriated	Funds Transferred	Funds Available	Obligations July 2017	Obligations CFI	Disbursements CFI	Unpaid Obligations	Unobligated Balance	Percent Obligated
21 2015/2017 2093 Joint Improvised Explosive Device Defeat Fund		444,464	20,000	464,464	-396	452,536	407,966	44,570	11,928	97%
21 2015/2016 2097 Iraq Train and Equip Fund		1,618,000	0	1,618,000	22	1,612,419	1,561,104	51,315	5,581	100%
97 2015/2016 0105 Drug Interdiction & Counter Drug Activities, Defense		205,000	-141,134	63,866	0	0	0	0	63,866	0%
Sub-Total		53,064,452	551,031	53,615,483	89,245	52,084,253	37,936,011	14,148,242	1,531,230	97%
Non-War Funds	5/ 6/	12,373,710	0	12,373,710	0	0	0	0	12,373,710	0%
Operation Noble Eagle - Baseline Funds	2/	0	0	98,559	0	0	0	0	98,559	0%
Grand Total		65,438,162	551,031	66,087,752	89,245	52,084,253	37,936,011	14,148,242	14,003,499	79%

**FY 2017 Estimate of Cost of War for FY 2015 Appropriations
(Amounts in Thousands)
As of July 31, 2017**

FY 2015 Status of Funds Footnotes:

1/ Reflects funding provided in Public Law 113-164, the Continuing Appropriations Resolution, 2015.

2/ Obligations include **\$98,559** for Operation Noble Eagle (ONE) as a cost of war.

3/ CFI is Cumulative From Inception.

4/ Table 1 reflects funds transferred into/out of FY 2015 war funds. The appropriation transfer column totals may also include the results of internal reprogrammings within the cost of war funds.

5/ Table 2 reflects Non-War funds whose execution is not included in the DoD Cost of War Report.

6/ Table 3 discloses **\$939,298** in obligations related to the Readiness Section 9018 whose execution is not included in the DoD Cost of War Report

7/ Obligations that exceed funds available reflect cash flowing from baseline appropriations.

8/ Disbursements that exceed obligations indicates a reporting discrepancy that will be corrected in the subsequent reporting period.

**FY 2017 Estimate of Cost of War for FY 2015 Appropriations
(Amounts in Thousands)
As of July 31, 2017**

Table 1 -- Reprogramming Actions into/out of Cost of War Funds

Reprogramming Action:	1	2	3	4	5	6	7	8	9
APPROPRIATION									
2015/2015 Military Personnel, Army					-235,000	25,000			
2015/2015 National Guard Personnel, Army	635	-367			20				
2015/2015 Operation and Maintenance, Army	103,023	109,446	15,603		-32,278	-444,799			
2015/2015 Operation and Maintenance, Army National Guard	75	-75							
2015/2017 Aircraft Procurement, Army						391,511			
2015/2017 Missile Procurement, Army								10,465	24,000
2015/2017 Procurement of Ammunition, Army									27,137
2015/2017 Other Procurement, Army		32,000			28,918	40,666			
2015/2016 Research, Development, Test, and Evaluation, Army						33,603			
2015/2015 Reserve Personnel, Navy	60	-60							
2015/2015 Operation and Maintenance, Navy	1,000				419,678	91,270			
2015/2016 Research, Development, Test, and Evaluation, Navy						1,200			
2015/2015 Military Personnel, Marine Corps	153	125			-51,862				
2015/2015 Operation and Maintenance, Marine Corps	22				-57,500				
2015/2015 Military Personnel, Air Force						4,094			
2015/2015 Reserve Personnel, Air Force	250	330							
2015/2015 National Guard Personnel, Air Force	65	-65							560
2015/2015 Operation and Maintenance, Air Force	34,197	103,455	47,947		16,441	-36,588			
2015/2017 Aircraft Procurement, Air Force			-120,000			33,000			
2015/2017 Procurement of Ammunition, Air Force								89,829	
2015/2017 Missile Procurement, Air Force			190,000					55,169	
2015/2017 Other Procurement, Air Force		13,500	-70,000		-2,900	2,935			
2015/2016 Research, Development, Test and Eval, Air Force					650				
2015/2015 Operation and Maintenance, Defense-Wide	2,800	350,364		-1,880	1,200	-26,492			
2015/2016 Operation and Maintenance, Defense-Wide								-486,000	-24,000
2015/2017 Procurement, Defense-Wide		2,190		1,880		48,165			53,400
2015/2016 Research, Development, Test and Eval, Defense		24,000							
2015/2016 Afghanistan Security Forces Fund, Army							-400,000	230,000	
2015/2017 Joint Improvised Explosive Device Defeat Fund									20,000
2015/2016 Drug Interdiction & Cntr Drug Activities					-16,000	-125,134			
Reprogramming Total	142,280	634,843	63,550	0	71,367	38,431	-400,000	-100,537	101,097
Cumulative Reprogramming Total	142,280	777,123	840,673	840,673	912,040	950,471	550,471	449,934	551,031

1. FY 15-01 IR, Drug Interdiction and Counter-Drug Activities, Defense, dated January 31, 2015
2. FY 15-09, LEAP UAS Initiative; FY 15-07 IR and FY 15-10 PA, Syria Train and Equip; FY 15-11 IR, Drug Interdiction and Counter-Drug Activities, Defense, dated April 30, 2015
3. FY 15-11 IR, Drug Interdiction and Counter-Drug Activities, Defense, FY 15-07 PA, Predator Hellfire Missiles, dated May 31, 2015
4. FY 15-14 IR, Classified Programs, Various Appropriations, dated June 29, 2015
5. FY 15-23 PA, OMNIBUS 2015 Prior Approval Request; FY 15-30 IR, Drug Interdiction and Counter-Drug Activities, Defense - PART II OCO ; Various Appropriations, dated June 30, 2015 and August 6, 2015
6. FY 15-28 PA, Joint Urgent Operation Need (JUON); FY 15-24 PA, OMNIBUS 2015 Military Intelligence Programs; FY 15-36 IR, Counterterrorism Partnerships Fund Residuals - Syria Train and Equip; and Below Threshold Reprogramming, dated September 24, 2015; FY 15-23 PA (SEP), OMNIBUS 2015 Prior Approval Request - September Implementation, dated September 30, 2015
7. PL 114-113, Rescission to the Afghanistan Security Forces Fund (ASFF), per the Consolidated Appropriations Act of 2016, dated December 22, 2015
8. FY 16-22 PA Omnibus 2016 Request
9. FY 16-20 PA, Omnibus 2016, dated August 30, 2016; FY 16-22 PA Omnibus 2016 Request, dated August 30, 2016; FY 16-27 PA, Lethal Miniature Aerial Missile Systems (LMAMS), dated September 19, 2016

**FY 2017 Estimate of Cost of War for FY 2015 Appropriations
(Amounts in Thousands)
As of July 31, 2017**

Table 2 -- Non-War Programs or Programs Whose Execution Is Not Included in the DoD Cost of War Report					
Non-War/Not Reported on the DoD Cost of War Report	Fund Item Description	Military Personnel	Operation & Maintenance	Procurement	Total
21 2015/2015 2020 Operation and Maintenance, Army	Congressional transfer from Title II to Title IX		850,000		850,000
17 2015/2015 1804 Operation and Maintenance, Navy	Congressional transfer from Title II to Title IX		850,000	-	850,000
17 2015/2015 1106 Operation and Maintenance, Marine Corps	Congressional transfer from Title II to Title IX		350,000		350,000
57 2015/2015 3400 Operation and Maintenance, Air Force	Congressional transfer from Title II to Title IX		850,000		850,000
Operation and Maintenance, Subtotal			2,900,000	-	2,900,000
97 2015/2017 0350 National Guard and Reserve Equipment, Defense Readiness Section 9018 (1)	Baseline Programs funded by Congress in OCO		1,000,000	1,200,000	1,200,000
European Reassurance Initiative					984,450
Counterterrorism Partnerships Fund					1,300,000
Non-DoD Classified					4,923,973
Medicare Eligible Retiree Healthcare Fund (MERHCF)		65,287			65,287
Non-War Programs Totals		65,287	3,900,000	1,200,000	12,373,710

(1) Obligations related to Readiness Section 9018 are disclosed in Table 3 below.

Table 3-- Readiness Section 9018 Obligations Not Included in the DoD Cost of War Report			
Operation and Maintenance	Budget Line Item Title	Budget Line Item	Total Obligations
21 2015/2015 2020 Operation and Maintenance, Army	Operating Forces	01	163,202
21 2015/2015 2020 Operation and Maintenance, Army	Training and Recruiting	03	26,705
21 2015/2015 2080 Operation and Maintenance, Army Reserve	Operating Forces	01	25,904
21 2015/2015 2065 Operation and Maintenance, Army Natl Guard	Operating Forces	01	80,397
17 2015/2015 1804 Operation and Maintenance, Navy	Operating Forces	01	312,776
17 2015/2015 1806 Operation and Maintenance, Navy Reserve	Operating Forces	01	11,619
17 2015/2015 1106 Operation and Maintenance, Marine Corps	Operating Forces	01	44,958
17 2015/2015 1107 Operation and Maintenance, USMC Reserve	Operating Forces	01	2,633
57 2015/2015 3400 Operation and Maintenance, Air Force	Operating Forces	01	214,607
57 2015/2015 3400 Operation and Maintenance, Air Force	Training and Recruiting	03	17,011
57 2015/2015 3740 Operation and Maintenance, Air Force Reserve	Operating Forces	01	39,486
Military Readiness Totals			939,298