

COST OF WAR Through February 28, 2017

TOTAL COST

Since September 11, 2001, the Department of Defense (DoD) has obligated **\$1,448.7 billion** for war-related costs:

BREAKDOWN BY OPERATION since September 11, 2001

The **\$1,448.7 billion** breakdown by operation is:

	% of Total
<i>Current Contingencies (\$131.6 billion):</i>	
• Operation FREEDOM'S SENTINEL (OFS):	\$89.4 billion (7%)
• Operation INHERENT RESOLVE (OIR):	\$14.6 billion (<1%)
• Operation NOBLE EAGLE (ONE):	\$27.6 billion (2%)
<i>Prior Year Contingencies (\$1,317.1 billion):</i>	
• Operation IRAQI FREEDOM (OIF)/NEW DAWN (OND):	\$731.5 billion (50%)
• Operation ENDURING FREEDOM (OEF):	\$585.6 billion (40%)

AVERAGE MONTHLY SPENDING

• The <u>average monthly spending</u> for <u>all</u> Operations:	\$3.4 billion (during FY 2017)
• The average monthly spending for OFS :	\$3.0 billion (88%)
• The average monthly spending for OIR :	\$0.5 billion (15%)
• The average monthly spending for OIF/OND :	\$0.1 billion (3%)
• The average monthly spending for OEF :	\$-0.2 billion (-6%)
• The average monthly spending for ONE :	\$<0.1billion (<1%)

** The negative average monthly spending amounts result from normal deobligations and adjustments made within the fiscal year to properly align costs to the appropriate contingency operation.*

TALKING POINTS

- Operation FREEDOM'S SENTINEL (OFS) began on January 1, 2015. OFS continues the train, advise, and assist mission of the Afghanistan National Defense and Security Forces (ANDSF) at the corps and Ministry of Defense level, as well as with the Ministry of the Interior. The DoD has approximately 8,400 military personnel in Afghanistan.
 - The focus is on those processes associated with financial management, human resource management, force sustainment (logistics), and command and control. This includes a significant effort to further integrate and enhance aviation capabilities and intelligence support into the operations of the ANDSF.
 - Additionally, about 4,500 North Atlantic Treaty Organization (NATO) troops and 1,700 troops from non-NATO coalition nations remain in Afghanistan after the international combat mission formally ended on December 31, 2014, to conduct the NATO-led Resolute Support (RS) mission.
- Operation INHERENT RESOLVE (OIR) began in August 2014, as a military air power intervention in Iraq and Syria in response to the threat posed by the Islamic State of Iraq and Syria (ISIS). The DoD has approximately 5,600 military personnel in Iraq and Syria.
 - The OIR campaign seeks to deny and degrade ISIS through precision airstrikes and intelligence collection, disrupt the flow of foreign forces, and build partner capacity.
 - Includes working with and through the Government of Iraq's (GoI) Iraqi Security Forces (ISF) in Iraq and Vetted Syrian Opposition (VSO) forces in Syria to build key security force capabilities, help professionalize their security forces, and promote stability in the region.

WHAT IS THE MONEY BEING SPENT ON?

- War-related operational costs, such as operational tempo, training, overseas facilities and base support, equipment maintenance, and communications, and replacement of combat losses and enhancements.
- Support for deployed troops, which includes food, clothing, and health/medical services, special pay and benefits for troops in the field.
- Transportation of personnel and equipment, including airlift and sealift into and out of the theater of operations, and support payments for the ANDSF and coalition partners.

Cost of War Update as of February 28, 2017

Cost Estimate for Report

**The cost to the Department of Defense to prepare and assemble this report
is approximately \$180,000 for FY 2017.**

Reference ID: 9-73F38AB

Department of Defense Cost of War as of February 28, 2017

(Dollars in Billions)

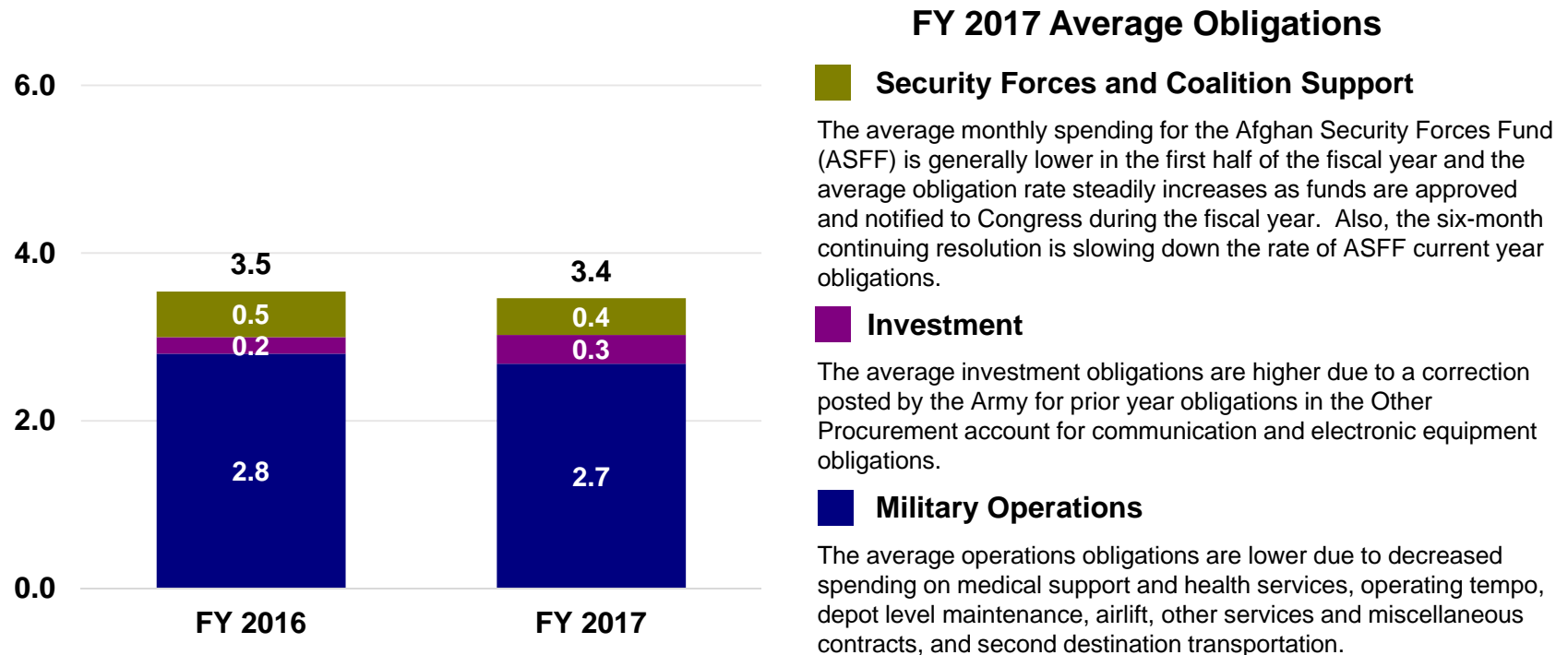
By Operation	Total FY 2016 ⁽¹⁾	FY 2017			Total Since 9/11
		February 2017	Cumulative 2017	Monthly Avg.	
IRAQI FREEDOM (OIF)/NEW DAWN (OND) ⁽¹⁾ /Post-OND Iraq Activities	-2.1	<-0.1	0.7	0.1	731.5
INHERENT RESOLVE (OIR)	6.0	0.8	2.6	0.5	14.6
Subtotal OIF/OND/OIR	3.9	0.8	3.3	0.6	746.1
ENDURING FREEDOM (OEF)	-4.0	0.5	-1.1	-0.2	585.6
FREEDOM'S SENTINEL (OFS)	41.8	2.1	15.1	3.0	89.4
Subtotal OEF/OFS	37.8	2.6	14.0	2.8	675.0
NOBLE EAGLE (ONE)	<0.1	<0.1	<0.1	<0.1	27.6
TOTAL	41.7	3.4	17.3	3.4	1,448.7

Totals may not add due to rounding

⁽¹⁾ The totals in the FY 2016 column for Operation NEW DAWN (OND) and Operation ENDURING FREEDOM (OEF) reflect the cumulative total of downward adjustments posted to prior year accounts and adjustments between operations (e.g., OEF transfers to OFS and OIR for proper alignment).

Source: Defense Finance and Accounting Service, Cost of War Monthly Report
Data as of February 28, 2017

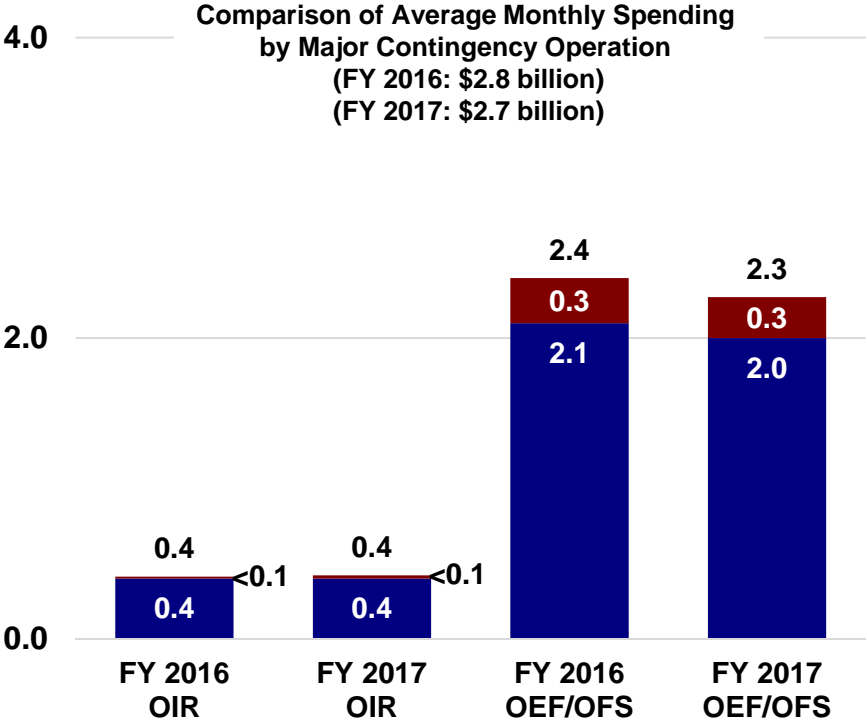
FY 2017 Obligations for Contingency Operations Comparison of OIF/OND/OIR/OEF/OFS “Average Monthly Spending” — All Years (Dollars in Billions)



Totals may not add due to rounding

*Note: Obligation data does not include non-DoD classified programs and less than \$<0.1 billion from base funded Operation NOBLE EAGLE (ONE)
Source: Defense Finance and Accounting Service, Cost of War Monthly Report
Data as of February 28, 2017*

FY 2017 Obligations for Military Operations Comparison of OIF/OND/OIR/OEF/OFS “Average Monthly Spending” — All Years (Dollars in Billions)



FY 2017 Average Obligations

■ Military Personnel
(FY 2016: \$0.3 billion; FY 2017: \$0.3 billion)

OIR: The average obligations are slightly higher due to increased spending in reserve components called to active duty and other military personnel (special pay).

OEF/OFS: The average obligations are slightly higher due to increased spending in reserve components called to active duty and other military personnel (special pay).

■ Operation and Maintenance (includes WCF)
(FY 2016: \$2.5 billion; FY 2017: \$2.4 billion)

OIR: The average obligations are lower due to decreased spending in operating tempo, command, control, communications, computers and intelligence (C4I), depot level maintenance, and other services and miscellaneous contracts.

OEF/OFS: The average obligations are slightly lower due to decreased spending on medical support and health services, operating tempo, depot level maintenance, airlift, other services and miscellaneous contracts, and second destination transportation.

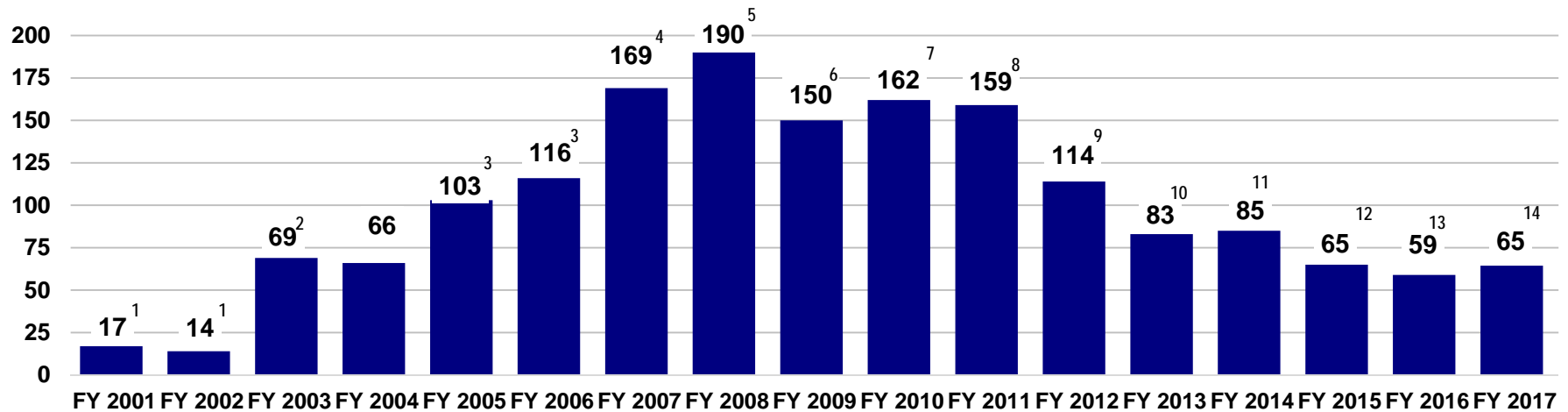
The FY 2017 the average monthly spending is \$2.7 billion, slightly lower than the FY 2016 average \$2.8 billion.

Totals may not add due to rounding

*Note: Obligation data does not include non-DoD classified programs and less than \$<0.1 billion from base funded Operation NOBLE EAGLE (ONE)
Source: Defense Finance and Accounting Service, Cost of War Monthly Report.
Data as of February 28, 2017*

Cost of War Backup Detail

Funding Appropriated through War-related Requests FY 2001 – FY 2017 (\$1,686B) (Dollars in Billions)



- 1/ FY 2001 includes \$3.5B of funds appropriated in the FY 2002 Supplemental (PL 107-117) as that is the year where the obligations were incurred. Authorization for the obligation of these funds was provided in the FY 2001 Supplemental (PL 107-38), which provided \$40B to OMB's Emergency Response Program for response to the 9/11 terrorist attacks on the United States
- 2/ FY 2003 reflects a rescission of \$3.5B of Iraq Freedom Funds enacted in the FY 2004 DoD Appropriations Act (PL 108-87)
- 3/ FY 2005 reflects \$25B appropriated in FY 2004 for FY 2005 war-related costs (Title IX Bridge) (PL 108-287); reflects \$3B appropriated in PLs 108-324, 109-61, and 109-62 for Hurricane Disaster Relief
- 4/ FY 2007 includes \$3B appropriated in GWOT Emergency Supplemental (PL 110-28) for BRAC
- 5/ FY 2008 includes \$16.8B appropriated for the Mine Resistant Ambush Protected Transfer Fund (PL 110-92 (\$5.2B)) and (PL 110-116 (\$11.6B)); also includes \$0.143B rescission enacted in the FY 2009 Supplemental but applicable to the FY 2008 OCO; does not reflect the \$3B rescission in PL 110-252 section 8003 applied to baseline programs
- 6/ FY 2009 does not reflect \$4.5B of rescissions enacted in the FY 2009 Supplemental that were applied to the Department's baseline programs; however, FY 2009 reflects \$0.1B of rescissions enacted in PL 113-6 (see note 10)
- 7/ FY 2010 reflects \$0.5B of rescissions enacted in the FY 2010 Supplemental, Education, Jobs, & Medicaid Assistance (PL 111-226), that were applied to the Department's FY 2010 OCO amounts; also, FY 2010 reflects \$0.6B of rescissions enacted in PL 112-74 (see note 9)
- 8/ FY 2011 reflects the FY 2011 Department of Defense and Full Year Continuing Appropriations Act (PL 112-10); also, FY 2011 reflects \$0.2B of rescissions enacted in PL 113-6 (see note 10) and \$0.1B of FY 2013 sequestered amount
- 9/ FY 2012 reflects the \$116B appropriated in the FY 2012 Consolidated Appropriations Act (PL 112-74) and does not reflect the \$0.6B of rescissions enacted in PL 112-74 that were applied to the Department's FY 2010 OCO programs; however, FY 2012 reflects \$1.7B of rescissions enacted in PL 113-6 (see note 10) and \$0.5B of FY 2013 sequestered amount
- 10/ FY 2013 reflects the Consolidated and Further Continuing Appropriations Act (PL 113-6) and does not reflect the \$0.1B, \$0.2B, and \$1.7B of rescissions enacted in PL 113-6 that were applied to the Department's FYs 2009, 2011, and 2012 OCO programs, respectively; however, FY 2013 reflects \$5.5B of FY 2013 sequestered amount
- 11/ FY 2014 reflects the Consolidated Appropriations Act (PL 113-76) and does not reflect the \$0.1B of rescissions enacted in PL 113-76 that were applied to the Department's FYs 2009 (\$0.05B) and 2013 (\$0.09B) in OCO programs, respectively
- 12/ FY 2015 reflects the Consolidated and Further Continuing Appropriations Act (PL 113-235) and does not reflect the \$1.2B of rescissions enacted in PL 113-235 that were applied to the Department's FYs 2014 (\$1.2B) and FY 2013 (\$0.007B) in OCO programs, respectively. Excludes Ebola emergency supplemental funds received in Title X for \$112 million
- 13/ FY 2016 reflects the Consolidated Appropriations Act, 2016 (PL 114-113) and does not reflect the \$0.4 of recessions enacted in PL 114-113 that were applied to FY 2015 Afghanistan Security Forces Fund
- 14/ FY 2017 reflects the budget request of \$64.6 billion, including the budget amendment, as there has not yet been a full enactment of the FY 2017 appropriations for the DoD.

Note: Includes funding for OIF/OND/OIR, OEF/OFS, and ONE. Beginning in FY 2005, ONE is funded in the DoD baseline.

Totals may not add due to rounding

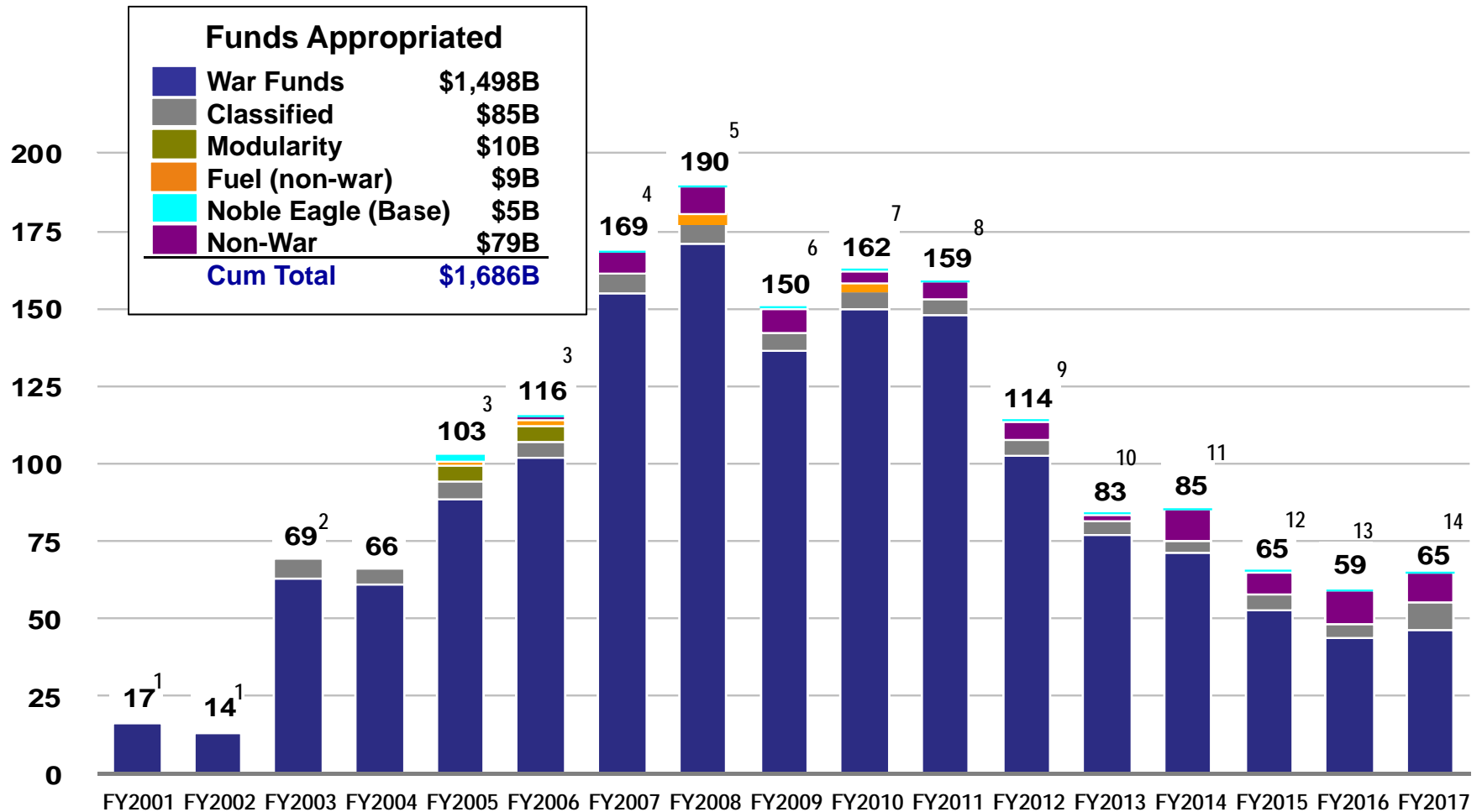
Source: Department of Defense Appropriations Acts

Data as of February 28, 2017

Funding Appropriated through War-related Requests

FY 2001 – FY 2017 (\$1,686B)

(Dollars in Billions)



Explanations for footnotes 1-14 are provided on Slide 15

Note: Includes funding for OIF/OND/OIR, OEF/OFS, and ONE. Beginning in FY 2005, ONE is funded in the DoD baseline.

Source: Department of Defense Appropriations Acts

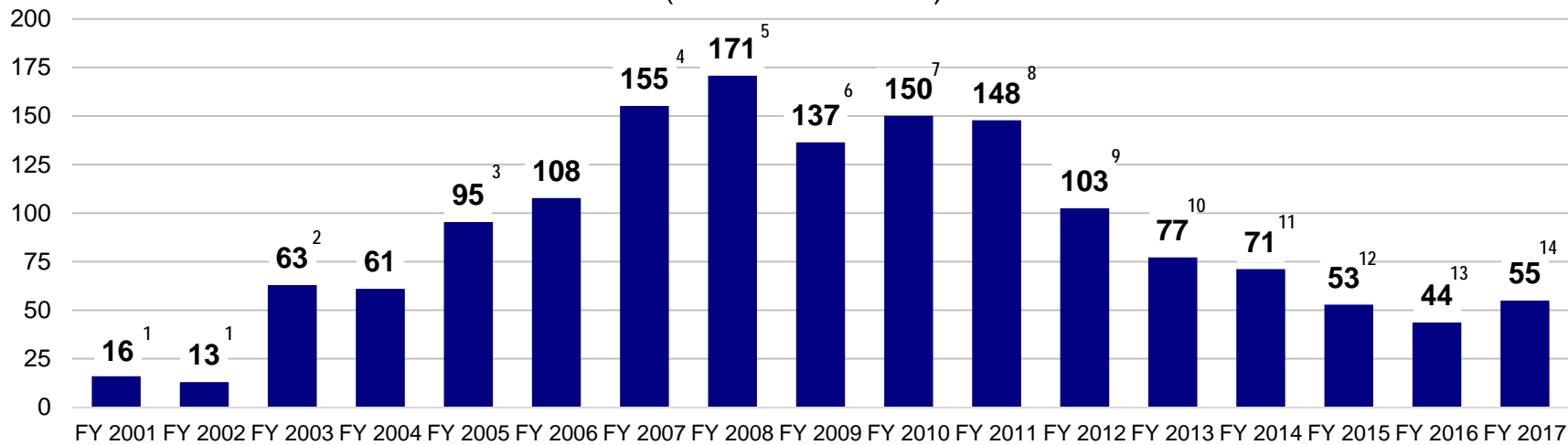
Data as of February 28, 2017

Totals may not add due to rounding

Funding Appropriated through War-related Requests FY 2001 – FY 2017 (\$1,519B)

Excludes Non-DoD Classified and Non-War Costs (\$157B)

(Dollars in Billions)



1/ FY 2001 includes \$3.5B of funds appropriated in the FY 2002 Supplemental (PL 107-117) as that is the year where the obligations were incurred. Authorization for the obligation of these funds was provided in the FY 2001 Supplemental (PL 107-38), which provided \$40B to OMB's Emergency Response Program for response to the 9/11 terrorist attacks on the United States

2/ FY 2003 reflects a rescission of \$3.5B of Iraq Freedom Funds enacted in the FY 2004 DoD Appropriations Act (PL 108-87)

3/ FY 2005 reflects \$25B appropriated in FY 2004 for FY 2005 war-related costs (Title IX Bridge) (PL 108-287); reflects \$3B appropriated in PLs 108-324, 109-61, and 109-62 for Hurricane Disaster Relief

4/ FY 2007 includes \$3B appropriated in GWOT Emergency Supplemental (PL 110-28) for BRAC

5/ FY 2008 includes \$16.8B appropriated for the Mine Resistant Ambush Protected Transfer Fund (PL 110-92 (\$5.2B)) and (PL 110-116 (\$11.6B)); also includes \$0.143B rescission enacted in the FY 2009 Supplemental but applicable to the FY 2008 OCO; does not reflect the \$3B rescission in PL 110-252 section 8003 applied to baseline programs

6/ FY 2009 does not reflect \$4.5B of rescissions enacted in the FY 2009 Supplemental that were applied to the Department's baseline programs; however, FY 2009 reflects \$0.1B of rescissions enacted in PL 113-6 (see note 10)

7/ FY 2010 reflects \$0.5B of rescissions enacted in the FY 2010 Supplemental, Education, Jobs, & Medicaid Assistance (PL 111-226), that were applied to the Department's FY 2010 OCO amounts; also, FY 2010 reflects \$0.6B of rescissions enacted in PL 112-74 (see note 9)

8/ FY 2011 reflects the FY 2011 Department of Defense and Full Year Continuing Appropriations Act (PL 112-10); also, FY 2011 reflects \$0.2B of rescissions enacted in PL 113-6 (see note 10) and \$0.1B of FY 2013 sequestered amount

9/ FY 2012 reflects the \$116B appropriated in the FY 2012 Consolidated Appropriations Act (PL 112-74) and does not reflect the \$0.6B of rescissions enacted in PL 112-74 that were applied to the Department's FY 2010 OCO programs; however, FY 2012 reflects \$1.7B of rescissions enacted in PL 113-6 (see note 10) and \$0.5B of FY 2013 sequestered amount

10/ FY 2013 reflects the Consolidated and Further Continuing Appropriations Act (PL 113-6) and does not reflect the \$0.1B, \$0.2B, and \$1.7B of rescissions enacted in PL 113-6 that were applied to the Department's FYs 2009, 2011, and 2012 OCO programs, respectively; however, FY 2013 reflects \$5.5B of FY 2013 sequestered amount

11/ FY 2014 reflects the Consolidated Appropriations Act (PL 113-76) and does not reflect the \$0.1B of rescissions enacted in PL 113-76 that were applied to the Department's FYs 2009 (\$0.05B) and 2013 (\$0.09B) in OCO programs, respectively

12/ FY 2015 reflects the Consolidated and Further Continuing Appropriations Act (PL 113-235) and does not reflect the \$1.2B of rescissions enacted in PL 113-235 that were applied to the Department's FYs 2014 (\$1.2B) and FY 2013 (\$0.007B) in OCO programs, respectively. Excludes Ebola emergency supplemental funds received in Title X for \$112 million

13/ FY 2016 reflects the Consolidated Appropriations Act, 2016 (PL 114-113) and does not reflect the \$0.4 of recessions enacted in PL 114-113 that were applied to FY 2015 Afghanistan Security Forces Fund

14/ FY 2017 reflects the budget request of \$64.6 billion, including the budget amendment less the Counterterrorism Partnership Fund request, (\$1 billion) the European Reassurance Initiative request (\$3.4 billion), and the Bipartisan Budget Act of 2015 Compliance amount (\$5.2 billion).

Note: Includes funding for OIF/OND/OIR, OEF/OFS, and ONE. Beginning in FY 2005, ONE is funded in the DoD baseline.

Totals may not add due to rounding

Source: Department of Defense Appropriations Acts Data as of February 28, 2017

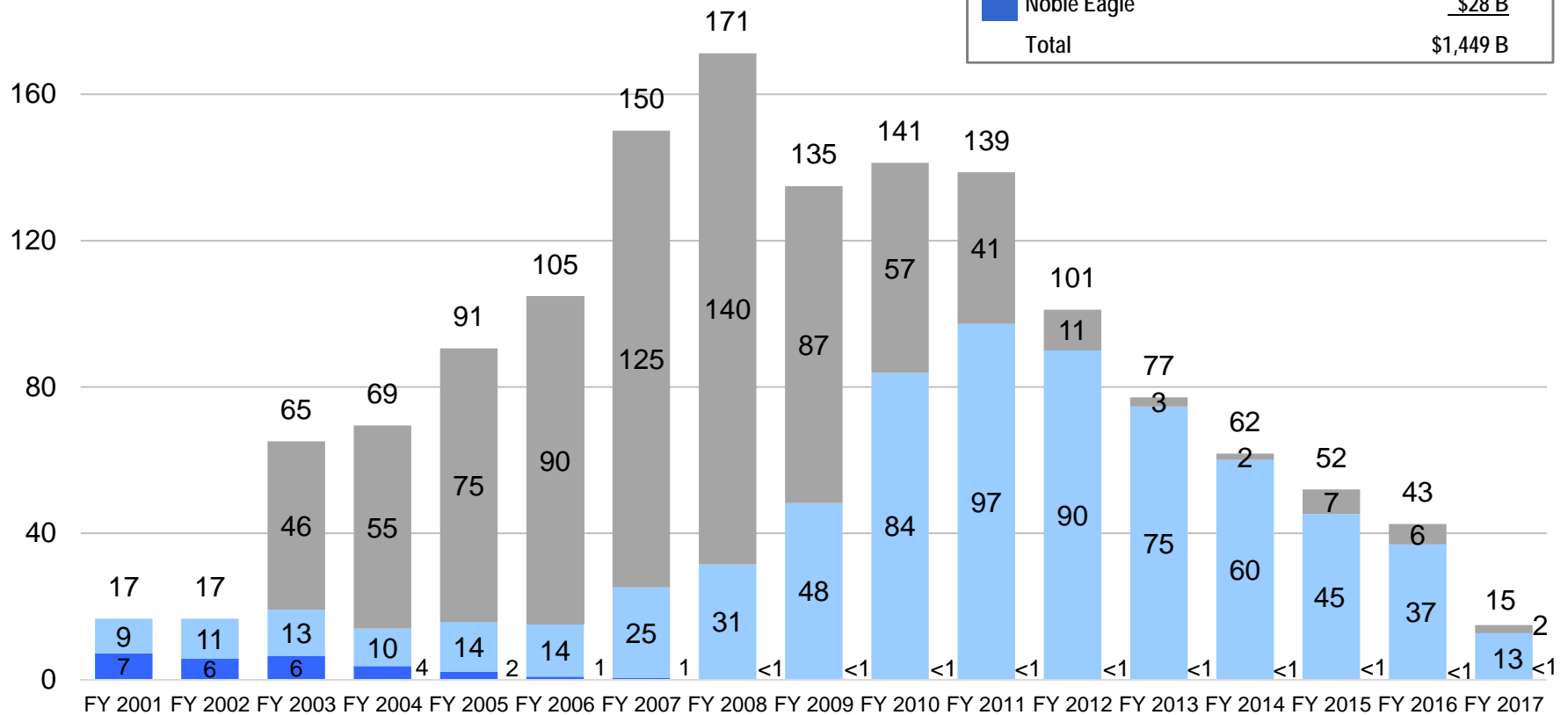
Department of Defense Cost of War

Total War-related Obligations by Year Appropriated

(Dollars in Billions)

War-related Obligations

Iraq (OIF/OND/Post-OND Iraq Activities)/(OIR)	\$746 B
Afghanistan (OEF)/(OFS)	\$675 B
Noble Eagle	\$28 B
Total	\$1,449 B

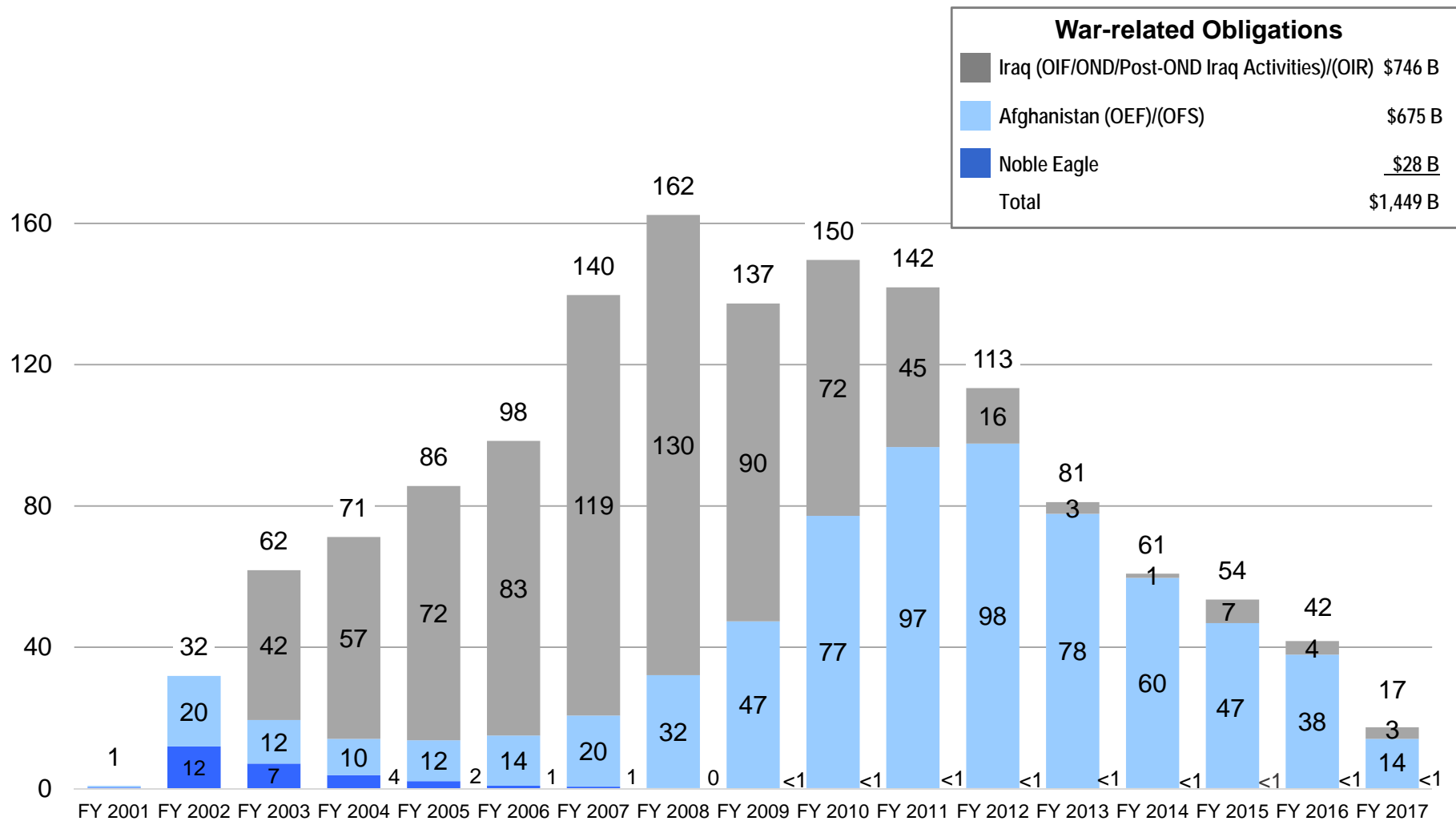


Note: Obligation data shown against year funds obligated. Does not include non-DoD classified programs.
 Source: Defense Finance and Accounting Service, Cost of War Monthly Report
 Data as of February 28, 2017

Totals may not add due to rounding

Department of Defense Cost of War

Total War-related Obligations by Year Incurred



Note: Obligation data shown against year funds obligated. Does not include non-DoD classified programs.
 Source: Defense Finance and Accounting Service, Cost of War Monthly Report
 Data as of February 28, 2017

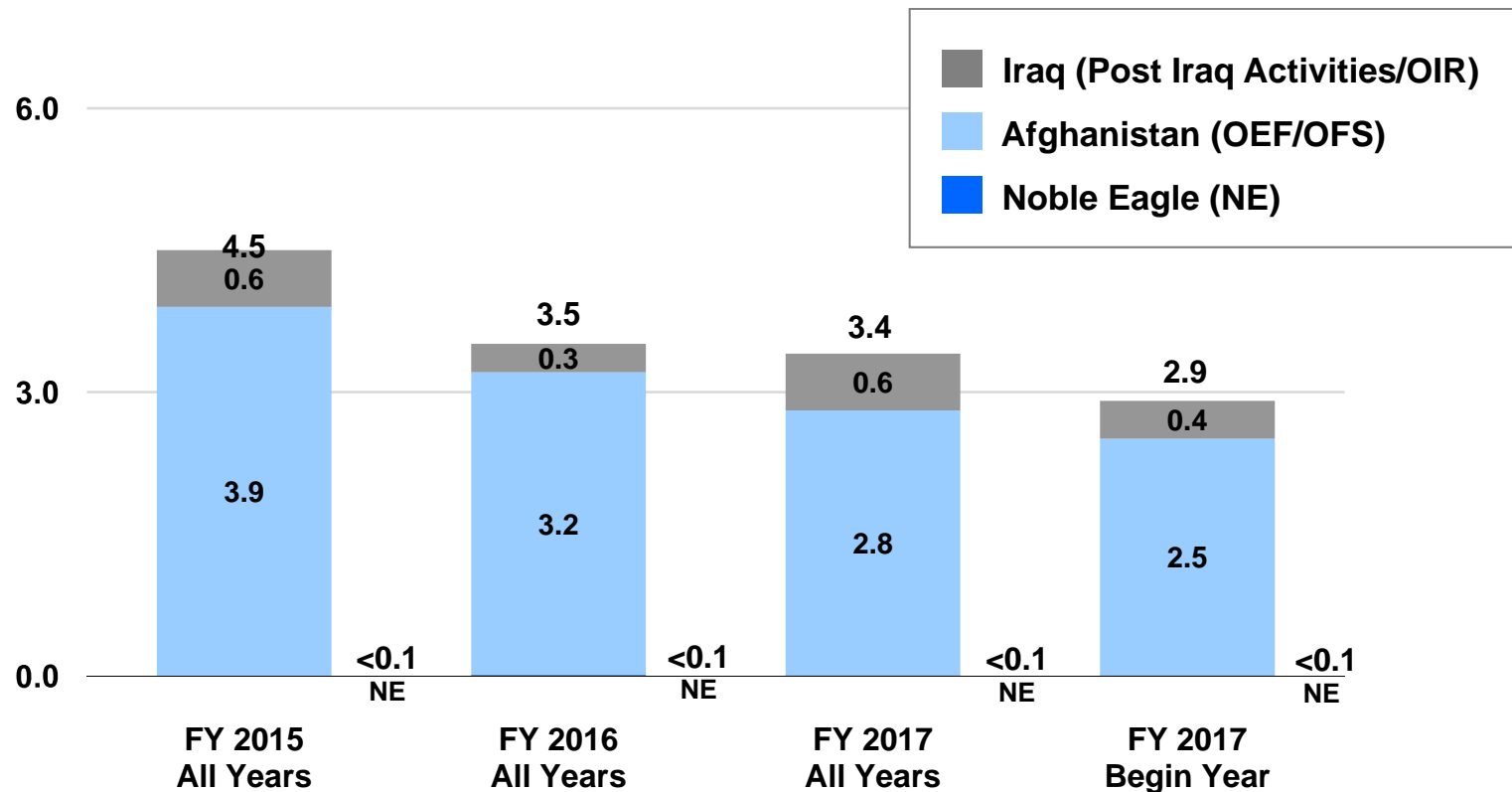
Totals may not add due to rounding

FY 2017 Obligations for Contingency Operations

Comparison of OIF/OND/Post-OND Iraq Activities/OIR OEF/OFS/ONE

“Average Monthly Spending”

(Dollars in Billions)



*Note: Obligation data does not include non-DoD classified programs.
Source: Defense Finance and Accounting Service, Cost of War Monthly Report
Data as of February 28, 2017*

Totals may not add due to rounding

Explanatory Footnotes for Slide 8

1/ FY 2001 includes \$3.5B of funds appropriated in the FY 2002 Supplemental (PL 107-117) as that is the year where the obligations were incurred. Authorization for the obligation of these funds was provided in the FY 2001 Supplemental (PL 107-38), which provided \$40B to OMB's Emergency Response Program for response to the 9/11 terrorist attacks on the United States

2/ FY 2003 reflects a rescission of \$3.5B of Iraq Freedom Funds enacted in the FY 2004 DoD Appropriations Act (PL 108-87)

3/ FY 2005 reflects \$25B appropriated in FY 2004 for FY 2005 war-related costs (Title IX Bridge) (PL 108-287); reflects \$3B appropriated in PLs 108-324, 109-61, and 109-62 for Hurricane Disaster Relief

4/ FY 2007 includes \$3B appropriated in GWOT Emergency Supplemental (PL 110-28) for BRAC

5/ FY 2008 includes \$16.8B appropriated for the Mine Resistant Ambush Protected Transfer Fund (PL 110-92 (\$5.2B)) and (PL 110-116 (\$11.6B)); also includes \$0.143B rescission enacted in the FY 2009 Supplemental but applicable to the FY 2008 OCO; does not reflect the \$3B rescission in PL 110-252 section 8003 applied to baseline programs

6/ FY 2009 does not reflect \$4.5B of rescissions enacted in the FY 2009 Supplemental that were applied to the Department's baseline programs; however, FY 2009 reflects \$0.1B of rescissions enacted in PL 113-6 (see note 10)

7/ FY 2010 reflects \$0.5B of rescissions enacted in the FY 2010 Supplemental, Education, Jobs, & Medicaid Assistance (PL 111-226), that were applied to the Department's FY 2010 OCO amounts; also, FY 2010 reflects \$0.6B of rescissions enacted in PL 112-74 (see note 9)

8/ FY 2011 reflects the FY 2011 Department of Defense and Full Year Continuing Appropriations Act (PL 112-10); also, FY 2011 reflects \$0.2B of rescissions enacted in PL 113-6 (see note 10) and \$0.1B of FY 2013 sequestered amount

9/ FY 2012 reflects the \$116B appropriated in the FY 2012 Consolidated Appropriations Act (PL 112-74) and does not reflect the \$0.6B of rescissions enacted in PL 112-74 that were applied to the Department's FY 2010 OCO programs; however, FY 2012 reflects \$1.7B of rescissions enacted in PL 113-6 (see note 10) and \$0.5B of FY 2013 sequestered amount

10/ FY 2013 reflects the Consolidated and Further Continuing Appropriations Act (PL 113-6) and does not reflect the \$0.1B, \$0.2B, and \$1.7B of rescissions enacted in PL 113-6 that were applied to the Department's FYs 2009, 2011, and 2012 OCO programs, respectively; however, FY 2013 reflects \$5.5B of FY 2013 sequestered amount

11/ FY 2014 reflects the Consolidated Appropriations Act (PL 113-76) and does not reflect the \$0.1B of rescissions enacted in PL 113-76 that were applied to the Department's FYs 2009 (\$0.05B) and 2013 (\$0.09B) in OCO programs, respectively

12/ FY 2015 reflects the Consolidated and Further Continuing Appropriations Act (PL 113-235) and does not reflect the \$1.2B of rescissions enacted in PL 113-235 that were applied to the Department's FYs 2014 (\$1.2B) and FY 2013 (\$0.007B) in OCO programs, respectively. Excludes Ebola emergency supplemental funds received in Title X for \$112 million

13/ FY 2016 reflects the Consolidated Appropriations Act, 2016 (PL 114-113) and does not reflect the \$0.4 of recessions enacted in PL 114-113 that were applied to FY 2015 Afghanistan Security Forces Fund

14/ FY 2017 reflects the budget request of \$64.6 billion, including the budget amendment, as there has not yet been a full enactment of the FY 2017 appropriations for the DoD.

DEPARTMENT OF DEFENSE (DoD)
ESTIMATE OF COST OF WAR REPORT

As of February 28, 2017

Cost Estimate for Report

The cost to the Department of Defense to prepare and assemble this report is approximately \$181,000 for FY 2017.

Reference ID: 9-7F4BED9

**Cost of War Report
February 28, 2017**

Table of Contents

<u>Title of Report</u>	<u>Page</u>
Summary Cost of War Obligations by Component, Appropriation and Operation	1
Military Personnel Subsidiary Report	
Fiscal Years 2007 – 2017 All Appropriations (Cost Breakdown Structure)	11
Fiscal Year 2017 All Appropriations (Cost Breakdown Structure)	17
Operation and Maintenance Subsidiary Report	
Fiscal Years 2007- 2017 All Appropriations (Cost Breakdown Structure)	23
Fiscal Year 2017 All Appropriations (Cost Breakdown Structure)	41
FY 2017 Cost of War for FY 2017 Appropriations	56
FY 2017 Cost of War for FY 2016 Appropriations	60
FY 2017 Cost of War for FY 2015 Appropriations	65

**Summary Cost of War Obligations by Component, Appropriation and
Operation**

COST OF WAR
Summary Obligations by Component, Appropriation and Operation
Fiscal Year 2007 - 2017
(Amounts in Thousands)
As of February 28, 2017

Appropriation	Operation New Dawn (OND) / Post-OND Iraq Activities		Operation Enduring Freedom		Operation Freedom's Sentinel		Operation Noble Eagle		Operation Inherent Resolve		Summary	
	Obligations February 2017	Obligations Year To Date	Obligations February 2017	Obligations Year To Date	Obligations February 2017	Obligations Year To Date	Obligations February 2017	Obligations Year To Date	Obligations February 2017	Obligations Year To Date	Obligations February 2017	Obligations Year To Date
DoD Total	-6,085	739,123	548,361	-1,148,545	2,059,075	15,165,807	8,850	31,753	792,830	2,550,634	3,403,031	17,338,772
Military Personnel	-1	1	-188	-1,360,630	292,204	2,750,790	2,423	12,855	26,987	115,888	321,425	1,518,904
Operation and Maintenance	-6,143	-6,367	490,893	177,277	1,468,208	10,405,015	6,427	18,898	717,439	2,016,689	2,676,824	12,611,512
Afghanistan Security Forces Fund	0	0	99,198	-47,461	86,276	1,195,196	0	0	0	0	185,474	1,147,735
Iraq Security Forces Fund	0	-8,000	0	0	0	0	0	0	0	0	0	-8,000
Afghanistan Infrastructure Fund	0	0	-8,110	4,989	0	0	0	0	0	0	-8,110	4,989
Iraq Train and Equip Fund	0	0	0	0	0	0	0	0	40,134	284,524	40,134	284,524
Procurement	63	753,493	-37,200	60,576	198,097	738,719	0	0	4,354	121,042	165,314	1,673,830
Joint Improvised Explosive Device Defeat Fund	-4	-4	-97	-25,129	12,847	72,051	0	0	0	0	12,746	46,918
Research, Development, Test and Evaluation	0	0	-355	-446	1,322	3,915	0	0	3,916	12,491	4,883	15,960
Revolving and Management Funds	0	0	4,266	35,315	0	0	0	0	0	0	4,266	35,315
Military Construction	0	0	-46	6,964	121	121	0	0	0	0	75	7,085
Army Total	-5,466	751,524	42,924	-1,551,308	1,309,761	8,339,168	6,225	23,971	407,125	1,166,329	1,760,569	8,729,684
Military Personnel	-1	1	-188	-1,360,630	194,153	2,243,227	1,873	9,632	11,492	53,450	207,329	945,680
Operation and Maintenance	-5,461	-4,247	-47,800	-129,997	872,295	4,228,840	4,352	14,339	350,518	810,865	1,173,904	4,919,800
Afghanistan Security Forces Fund	0	0	99,198	-47,461	86,276	1,195,196	0	0	0	0	185,474	1,147,735
Iraq Security Forces Fund	0	-8,000	0	0	0	0	0	0	0	0	0	-8,000
Afghanistan Infrastructure Fund	0	0	-8,110	4,989	0	0	0	0	0	0	-8,110	4,989
Iraq Train and Equip Fund	0	0	0	0	0	0	0	0	40,134	284,524	40,134	284,524
Procurement	0	763,774	0	7,866	143,977	597,406	0	0	1,065	4,999	145,042	1,374,045
Joint Improvised Explosive Device Defeat Fund	-4	-4	-97	-25,129	12,847	72,051	0	0	0	0	12,746	46,918
Research, Development, Test and Evaluation	0	0	0	0	213	2,448	0	0	3,916	12,491	4,129	14,939
Military Construction	0	0	-79	-946	0	0	0	0	0	0	-79	-946
Navy/Marine Corps Total	64	-6,787	562,335	563,990	-711,113	1,986,793	0	0	38,248	283,631	-110,466	2,827,627
Navy Total	63	-546	1,408	8,512	428,616	2,310,512	0	0	39,348	241,439	469,435	2,559,917
Military Personnel	0	0	0	0	25,706	134,653	0	0	2,088	10,827	27,794	145,480
Operation and Maintenance	0	0	0	0	404,407	2,161,696	0	0	36,718	146,677	441,125	2,308,373
Procurement	63	-546	1,802	1,041	-1,618	14,042	0	0	542	83,935	789	98,472
Research, Development, Test and Evaluation	0	0	-427	-439	0	0	0	0	0	0	-427	-439
Military Construction	0	0	33	7,910	121	121	0	0	0	0	154	8,031
Marine Corps Total	1	-6,241	560,927	555,478	-1,139,729	-323,719	0	0	-1,100	42,192	-579,901	267,710
Military Personnel	0	0	0	0	11,835	39,835	0	0	337	1,670	12,172	41,505
Operation and Maintenance	1	-6,149	560,937	558,975	-1,158,362	-371,970	0	0	-1,437	40,522	-598,861	221,378
Procurement	0	-92	-10	-3,497	6,798	8,416	0	0	0	0	6,788	4,827
Air Force Total	-73	-4,339	-55,856	-57,397	672,992	2,970,742	2,625	7,782	296,660	873,773	916,348	3,790,561
Military Personnel	0	0	0	0	60,510	333,075	550	3,223	13,070	49,941	74,130	386,239
Operation and Maintenance	-73	5,304	-14,509	-36,314	569,439	2,554,102	2,075	4,559	280,843	791,724	837,775	3,319,375

COST OF WAR
Summary Obligations by Component, Appropriation and Operation
Fiscal Year 2007 - 2017
(Amounts in Thousands)
As of February 28, 2017

	Operation New Dawn (OND) / Post-OND Iraq Activities		Operation Enduring Freedom		Operation Freedom's Sentinel		Operation Noble Eagle		Operation Inherent Resolve		Summary	
	Obligations February 2017	Obligations Year To Date	Obligations February 2017	Obligations Year To Date	Obligations February 2017	Obligations Year To Date	Obligations February 2017	Obligations Year To Date	Obligations February 2017	Obligations Year To Date	Obligations February 2017	Obligations Year To Date
Appropriation												
Procurement	0	-9,643	-41,419	-21,074	43,043	83,565	0	0	2,747	32,108	4,371	84,956
Research, Development, Test and Evaluation	0	0	72	-9	0	0	0	0	0	0	72	-9
Defense Agencies Total	-610	-1,275	-1,042	-103,830	787,435	1,869,104	0	0	50,797	226,901	836,580	1,990,900
Operation and Maintenance	-610	-1,275	-7,735	-215,387	780,429	1,832,347	0	0	50,797	226,901	822,881	1,842,586
Procurement	0	0	2,427	76,240	5,897	35,290	0	0	0	0	8,324	111,530
Research, Development, Test and Evaluation	0	0	0	2	1,109	1,467	0	0	0	0	1,109	1,469
Revolving and Management Funds	0	0	4,266	35,315	0	0	0	0	0	0	4,266	35,315

COST OF WAR
Obligations by Component, Appropriation and Operation
Fiscal Year 2007 - 2017
(Amounts in Thousands)
As of February 28, 2017

Appropriation	Operation New Dawn (OND) / Post-OND Iraq Activities		Operation Enduring Freedom		Operation Freedom's Sentinel		Operation Noble Eagle		Operation Inherent Resolve		Summary	
	Obligations February 2017	Obligations Year to Date	Obligations February 2017	Obligations Year to Date	Obligations February 2017	Obligations Year to Date	Obligations February 2017	Obligations Year to Date	Obligations February 2017	Obligations Year to Date	Obligations February 2017	Obligations Year to Date
DoD Total	-6,085	739,123	548,361	-1,148,545	2,059,075	15,165,807	8,850	31,753	792,830	2,550,634	3,403,031	17,338,772
Army Total	-5,466	751,524	42,924	-1,551,308	1,309,761	8,339,168	6,225	23,971	407,125	1,166,329	1,760,569	8,729,684
Army Active	-5,465	751,523	43,112	-1,551,217	1,286,505	8,268,220	6,225	23,971	407,125	1,166,329	1,737,502	8,658,826
21 2015/2015 2010 Military Personnel, Army	0	0	0	-1,360,276	0	1,360,276	0	0	0	0	0	0
21 2017/2017 2010 Military Personnel, Army	0	0	0	0	180,003	837,368	1,873	9,632	11,492	53,450	193,368	900,450
21 2012/2012 2020 Operation and Maintenance, Army	-5,324	-6,440	-46,626	-143,396	0	0	0	0	0	0	-51,950	-149,836
21 2013/2013 2020 Operation and Maintenance, Army	0	0	-506	-5,441	0	0	0	0	0	0	-506	-5,441
21 2014/2014 2020 Operation and Maintenance, Army	0	0	-668	1,312	0	0	0	0	0	0	-669	1,311
21 2015/2015 2020 Operation and Maintenance, Army	-24	2,638	0	17,265	-337	-21,012	0	0	0	0	-361	-1,109
21 2016/2016 2020 Operation and Maintenance, Army	-112	-444	0	0	-605	-4,518	0	0	0	0	-717	-4,962
21 2017/2017 2020 Operation and Maintenance, Army	0	0	0	0	864,131	4,229,005	4,352	14,339	350,518	810,865	1,219,001	5,054,209
21 2015/2017 2031 Aircraft Procurement, Army	0	0	0	0	9,207	50,773	0	0	0	0	9,207	50,773
21 2016/2018 2031 Aircraft Procurement, Army	0	0	0	0	6,231	32,333	0	0	0	0	6,231	32,333
21 2017/2019 2031 Aircraft Procurement, Army	0	0	0	0	11,991	49,983	0	0	0	0	11,991	49,983
21 2015/2017 2032 Missile Procurement, Army	0	0	0	0	-528	22,363	0	0	1,065	3,197	537	25,560
21 2016/2018 2032 Missile Procurement, Army	0	0	0	0	0	0	0	0	0	1,802	0	1,802
21 2017/2019 2032 Missile Procurement, Army	0	0	0	0	17	17	0	0	0	0	17	17
21 2016/2018 2033 Procurement of Weapons & Tracked Vehicles	0	0	0	0	507	132,461	0	0	0	0	507	132,461
21 2017/2019 2033 Procurement of Weapons & Tracked Vehicles	0	0	0	0	12,095	12,895	0	0	0	0	12,095	12,895
21 2015/2017 2034 Procurement of Ammunition, Army	0	0	0	0	3,370	7,915	0	0	0	0	3,370	7,915
21 2016/2018 2034 Procurement of Ammunition, Army	0	0	0	0	6,525	21,346	0	0	0	0	6,525	21,346
21 2017/2019 2034 Procurement of Ammunition, Army	0	0	0	0	212	3,121	0	0	0	0	212	3,121
21 2009/2011 2035 Other Procurement, Army	0	763,774	0	7,866	0	0	0	0	0	0	0	771,640
21 2015/2017 2035 Other Procurement, Army	0	0	0	0	7,454	57,910	0	0	0	0	7,454	57,910
21 2016/2018 2035 Other Procurement, Army	0	0	0	0	28,748	137,673	0	0	0	0	28,748	137,673
21 2017/2019 2035 Other Procurement, Army	0	0	0	0	58,148	68,616	0	0	0	0	58,148	68,616
21 2016/2017 2040 Research, Development, Test, and Eval, Army	0	0	0	0	0	0	0	0	-4	-4	-4	-4
21 2017/2018 2040 Research, Development, Test, and Eval, Army	0	0	0	0	213	2,448	0	0	3,920	12,495	4,133	14,943
21 2011/2013 2050 Military Construction, Army	0	0	-79	-946	0	0	0	0	0	0	-79	-946
21 2011/2012 2091 Afghanistan Security Forces Fund, Army	0	0	-13,211	-13,800	0	0	0	0	0	0	-13,211	-13,800
21 2012/2013 2091 Afghanistan Security Forces Fund, Army	0	0	-8,349	-31,052	0	0	0	0	0	0	-8,349	-31,052
21 2013/2014 2091 Afghanistan Security Forces Fund, Army	0	0	0	-2,609	0	0	0	0	0	0	0	-2,609
21 2014/2015 2091 Afghanistan Security Forces Fund, Army	0	0	120,758	0	-120,758	71	0	0	0	0	0	71

COST OF WAR
Obligations by Component, Appropriation and Operation
Fiscal Year 2007 - 2017
(Amounts in Thousands)
As of February 28, 2017

	Operation New Dawn (OND) / Post-OND Iraq Activities		Operation Enduring Freedom		Operation Freedom's Sentinel		Operation Noble Eagle		Operation Inherent Resolve		Summary	
	Obligations February 2017	Obligations Year to Date	Obligations February 2017	Obligations Year to Date	Obligations February 2017	Obligations Year to Date	Obligations February 2017	Obligations Year to Date	Obligations February 2017	Obligations Year to Date	Obligations February 2017	Obligations Year to Date
Appropriation												
21 2015/2016 2091 Afghanistan Security Forces Fund, Army	0	0	0	0	-328	-3,734	0	0	0	0	-328	-3,734
21 2016/2017 2091 Afghanistan Security Forces Fund, Army	0	0	0	0	15,834	558,145	0	0	0	0	15,834	558,145
21 2017/2018 2091 Afghanistan Security Forces Fund, Army	0	0	0	0	191,528	640,714	0	0	0	0	191,528	640,714
21 2011/2012 2092 Iraq Security Forces Fund, Army	0	-8,000	0	0	0	0	0	0	0	0	0	-8,000
21 2011/2013 2093 Joint Improvised Explosive Device Defeat Fund	-4	-4	-4	-4	0	0	0	0	0	0	-8	-8
21 2012/2014 2093 Joint Improvised Explosive Device Defeat Fund	0	0	-94	-413	0	0	0	0	0	0	-94	-413
21 2013/2015 2093 Joint Improvised Explosive Device Defeat Fund	0	0	0	-23,858	0	0	0	0	0	0	0	-23,858
21 2014/2016 2093 Joint Improvised Explosive Device Defeat Fund	0	0	1	-854	0	0	0	0	0	0	1	-854
21 2015/2017 2093 Joint Improvised Explosive Device Defeat Fund	0	0	0	0	5,640	32,401	0	0	0	0	5,640	32,401
21 2016/2018 2093 Joint Improvised Explosive Device Defeat Fund	0	0	0	0	7,207	39,650	0	0	0	0	7,207	39,650
21 2011/2012 2096 Afghanistan Infrastructure Fund, Army	0	0	-8,110	1,890	0	0	0	0	0	0	-8,110	1,890
21 2012/2013 2096 Afghanistan Infrastructure Fund, Army	0	0	0	558	0	0	0	0	0	0	0	558
21 2014/2015 2096 Afghanistan Infrastructure Fund, Army	0	0	0	2,541	0	0	0	0	0	0	0	2,541
21 2015/2016 2097 Iraq Train and Equip Fund	0	0	0	0	0	0	0	0	2,135	-1,982	2,135	-1,982
21 2016/2017 2097 Iraq Train and Equip Fund	0	0	0	0	0	0	0	0	18,530	220,224	18,530	220,224
21 2017/2018 2097 Iraq Train and Equip Fund	0	0	0	0	0	0	0	0	19,469	66,282	19,469	66,282
Army Reserve	0	0	-16	429	5,020	12,744	0	0	0	0	5,004	13,173
21 2012/2012 2070 Reserve Personnel, Army	0	0	-3	-2	0	0	0	0	0	0	-3	-2
21 2013/2013 2070 Reserve Personnel, Army	0	0	-3	-2	0	0	0	0	0	0	-3	-2
21 2014/2014 2070 Reserve Personnel, Army	0	0	-10	-11	0	0	0	0	0	0	-10	-11
21 2015/2015 2070 Reserve Personnel, Army	0	0	0	444	-39	-488	0	0	0	0	-39	-44
21 2016/2016 2070 Reserve Personnel, Army	0	0	0	0	240	246	0	0	0	0	240	246
21 2017/2017 2070 Reserve Personnel, Army	0	0	0	0	1,928	6,387	0	0	0	0	1,928	6,387
21 2017/2017 2080 Operation and Maintenance, Army Reserve	0	0	0	0	2,891	6,599	0	0	0	0	2,891	6,599
Army National Guard	-1	1	-172	-520	18,236	58,204	0	0	0	0	18,063	57,685
21 2012/2012 2060 National Guard Personnel, Army	-1	0	-5	-26	0	0	0	0	0	0	-6	-26
21 2013/2013 2060 National Guard Personnel, Army	0	1	-83	-4,216	0	0	0	0	0	0	-83	-4,215
21 2014/2014 2060 National Guard Personnel, Army	0	0	-84	-119	0	0	0	0	0	0	-84	-119
21 2015/2015 2060 National Guard Personnel, Army	0	0	0	3,578	-147	-3,927	0	0	0	0	-147	-349
21 2016/2016 2060 National Guard Personnel, Army	0	0	0	0	-127	-3,879	0	0	0	0	-127	-3,879
21 2017/2017 2060 National Guard Personnel, Army	0	0	0	0	12,295	47,244	0	0	0	0	12,295	47,244
21 2015/2015 2065 Operation and Maintenance, Army Natl Guard	0	0	0	263	0	-263	0	0	0	0	0	0
21 2017/2017 2065 Operation and Maintenance, Army Natl Guard	0	0	0	0	6,215	19,029	0	0	0	0	6,215	19,029

COST OF WAR
Obligations by Component, Appropriation and Operation
Fiscal Year 2007 - 2017
(Amounts in Thousands)
As of February 28, 2017

Appropriation	Operation New Dawn (OND) / Post-OND Iraq Activities		Operation Enduring Freedom		Operation Freedom's Sentinel		Operation Noble Eagle		Operation Inherent Resolve		Summary	
	Obligations February 2017	Obligations Year to Date	Obligations February 2017	Obligations Year to Date	Obligations February 2017	Obligations Year to Date	Obligations February 2017	Obligations Year to Date	Obligations February 2017	Obligations Year to Date	Obligations February 2017	Obligations Year to Date
Navy/Marine Corps Total	64	-6,787	562,335	563,990	-711,113	1,986,793	0	0	38,248	283,631	-110,466	2,827,627
Navy Total	63	-546	1,408	8,512	428,616	2,310,512	0	0	39,348	241,439	469,435	2,559,917
Navy Active	63	-546	1,408	8,512	424,560	2,289,719	0	0	39,348	241,439	465,379	2,539,124
17 2017/2017 1453 Military Personnel, Navy	0	0	0	0	26,681	132,007	0	0	2,088	10,827	28,769	142,834
17 2017/2017 1804 Operation and Maintenance, Navy	0	0	0	0	399,376	2,143,549	0	0	36,718	146,677	436,094	2,290,226
17 2010/2012 1506 Aircraft Procurement, Navy	-2	-40	-279	-1,416	0	0	0	0	0	0	-281	-1,456
17 2011/2013 1506 Aircraft Procurement, Navy	0	-10	-2	1	0	0	0	0	0	0	-2	-9
17 2012/2014 1506 Aircraft Procurement, Navy	0	0	163	80	0	0	0	0	0	0	163	80
17 2013/2015 1506 Aircraft Procurement, Navy	0	0	-1	-3	0	0	0	0	0	0	-1	-3
17 2014/2016 1506 Aircraft Procurement, Navy	0	0	0	-402	0	0	0	0	0	0	0	-402
17 2015/2017 1506 Aircraft Procurement, Navy	0	0	-1	354	0	0	0	0	0	0	-1	354
17 2016/2018 1506 Aircraft Procurement, Navy	0	0	0	0	269	9,518	0	0	0	298	269	9,816
17 2017/2019 1506 Aircraft Procurement, Navy	0	0	0	0	1,754	2,820	0	0	542	39,350	2,296	42,170
17 2011/2013 1507 Weapons Procurement, Navy	65	72	0	0	0	0	0	0	0	0	65	72
17 2015/2017 1507 Weapons Procurement, Navy	0	0	0	485	0	0	0	0	0	43,768	0	44,253
17 2010/2012 1508 Procurement of Ammunition, Navy and USMC	0	-204	15	-1,517	0	0	0	0	0	0	15	-1,721
17 2011/2013 1508 Procurement of Ammunition, Navy and USMC	0	-12	-1	-1,516	0	0	0	0	0	0	-1	-1,528
17 2012/2014 1508 Procurement of Ammunition, Navy and USMC	0	0	0	-40	0	0	0	0	0	0	0	-40
17 2013/2015 1508 Procurement of Ammunition, Navy and USMC	0	0	0	-32	0	0	0	0	0	0	0	-32
17 2014/2016 1508 Procurement of Ammunition, Navy and USMC	0	0	1,929	1,779	0	0	0	0	0	0	1,929	1,779
17 2015/2017 1508 Procurement of Ammunition, Navy and USMC	0	0	-19	3,418	0	0	0	0	0	0	-19	3,418
17 2016/2018 1508 Procurement of Ammunition, Navy and USMC	0	0	0	0	-3,641	-2,102	0	0	0	0	-3,641	-2,102
17 2017/2019 1508 Procurement of Ammunition, Navy and USMC	0	0	0	0	0	211	0	0	0	0	0	211
17 2010/2012 1810 Other Procurement, Navy	0	-161	0	-137	0	0	0	0	0	0	0	-298
17 2011/2013 1810 Other Procurement, Navy	0	-191	-2	-13	0	0	0	0	0	0	-2	-204
17 2015/2017 1810 Other Procurement, Navy	0	0	0	0	0	0	0	0	0	519	0	519
17 2017/2019 1810 Other Procurement, Navy	0	0	0	0	0	3,595	0	0	0	0	0	3,595
17 2011/2012 1319 Research, Development, Test, and Eval, Navy	0	0	-421	-433	0	0	0	0	0	0	-421	-433
17 2012/2013 1319 Research, Development, Test, and Eval, Navy	0	0	-6	-6	0	0	0	0	0	0	-6	-6
17 2012/2012 1205 Military Construction, Navy and Marine Corps	0	0	4	7,468	0	0	0	0	0	0	4	7,468
17 2013/2013 1205 Military Construction, Navy and Marine Corps	0	0	29	442	0	0	0	0	0	0	29	442
17 2017/2021 1205 Military Construction, Navy and Marine Corps	0	0	0	0	121	121	0	0	0	0	121	121
Navy Reserve	0	0	0	0	4,056	20,793	0	0	0	0	4,056	20,793

COST OF WAR
Obligations by Component, Appropriation and Operation
Fiscal Year 2007 - 2017
(Amounts in Thousands)
As of February 28, 2017

Appropriation	Operation New Dawn (OND) / Post-OND Iraq Activities		Operation Enduring Freedom		Operation Freedom's Sentinel		Operation Noble Eagle		Operation Inherent Resolve		Summary	
	Obligations February 2017	Obligations Year to Date	Obligations February 2017	Obligations Year to Date	Obligations February 2017	Obligations Year to Date	Obligations February 2017	Obligations Year to Date	Obligations February 2017	Obligations Year to Date	Obligations February 2017	Obligations Year to Date
17 2017/2017 1405 Reserve Personnel, Navy	0	0	0	0	-975	2,646	0	0	0	0	-975	2,646
17 2017/2017 1806 Operation and Maintenance, Navy Reserve	0	0	0	0	5,031	18,147	0	0	0	0	5,031	18,147
Marine Corps Total	1	-6,241	560,927	555,478	-1,139,729	-323,719	0	0	-1,100	42,192	-579,901	267,710
Marine Corps Active	1	-6,241	560,928	555,486	-1,139,436	-327,757	0	0	-1,100	42,192	-579,607	263,680
17 2017/2017 1105 Military Personnel, Marine Corps	0	0	0	0	12,265	37,606	0	0	337	1,670	12,602	39,276
17 2012/2012 1106 Operation and Maintenance, Marine Corps	0	0	-196	-1,193	0	0	0	0	0	0	-196	-1,193
17 2013/2013 1106 Operation and Maintenance, Marine Corps	-19	-19	-577	-1,247	0	0	0	0	0	0	-596	-1,266
17 2014/2014 1106 Operation and Maintenance, Marine Corps	0	-9	3,968	2,696	0	0	0	0	0	0	3,968	2,687
17 2015/2015 1106 Operation and Maintenance, Marine Corps	20	-6,129	557,743	558,727	-1,214,595	-527,506	0	0	-1	-20	-656,833	25,072
17 2016/2016 1106 Operation and Maintenance, Marine Corps	0	8	0	0	-1,096	-139	0	0	8	32	-1,088	-99
17 2017/2017 1106 Operation and Maintenance, Marine Corps	0	0	0	0	57,192	153,866	0	0	-1,444	40,510	55,748	194,376
17 2010/2012 1109 Procurement, Marine Corps	0	-77	-1	-380	0	0	0	0	0	0	-1	-457
17 2011/2013 1109 Procurement, Marine Corps	0	-15	-2	-1,471	0	0	0	0	0	0	-2	-1,486
17 2012/2014 1109 Procurement, Marine Corps	0	0	-3	-1,464	0	0	0	0	0	0	-3	-1,464
17 2013/2015 1109 Procurement, Marine Corps	0	0	-4	-177	0	0	0	0	0	0	-4	-177
17 2014/2016 1109 Procurement, Marine Corps	0	0	0	-5	0	0	0	0	0	0	0	-5
17 2015/2017 1109 Procurement, Marine Corps	0	0	0	0	67	371	0	0	0	0	67	371
17 2016/2018 1109 Procurement, Marine Corps	0	0	0	0	6,731	8,045	0	0	0	0	6,731	8,045
Marine Corps Reserve	0	0	-1	-8	-293	4,038	0	0	0	0	-294	4,030
17 2016/2016 1108 Reserve Personnel, Marine Corps	0	0	0	0	0	264	0	0	0	0	0	264
17 2017/2017 1108 Reserve Personnel, Marine Corps	0	0	0	0	-430	1,965	0	0	0	0	-430	1,965
17 2013/2013 1107 Operation and Maintenance, USMC Reserve	0	0	-1	-2	0	0	0	0	0	0	-1	-2
17 2014/2014 1107 Operation and Maintenance, USMC Reserve	0	0	0	-10	0	0	0	0	0	0	0	-10
17 2015/2015 1107 Operation and Maintenance, USMC Reserve	0	0	0	4	-347	-379	0	0	0	0	-347	-375
17 2016/2016 1107 Operation and Maintenance, USMC Reserve	0	0	0	0	-3	-7	0	0	0	0	-3	-7
17 2017/2017 1107 Operation and Maintenance, USMC Reserve	0	0	0	0	487	2,195	0	0	0	0	487	2,195
Air Force Total	-73	-4,339	-55,856	-57,397	672,992	2,970,742	2,625	7,782	296,660	873,773	916,348	3,790,561
Air Force Active	-73	-4,339	-55,856	-57,397	669,047	2,919,634	2,625	7,782	296,660	873,773	912,403	3,739,453
57 2017/2017 3500 Military Personnel, Air Force	0	0	0	0	58,371	319,694	550	3,223	13,070	49,941	71,991	372,858
57 2012/2012 3400 Operation and Maintenance, Air Force	0	5,721	-12,201	-17,194	0	0	0	0	0	0	-12,201	-11,473
57 2013/2013 3400 Operation and Maintenance, Air Force	0	-339	-784	-4,447	0	0	0	-4	0	0	-784	-4,790
57 2014/2014 3400 Operation and Maintenance, Air Force	0	5	-913	-13,587	0	0	0	-61	-1	-1	-914	-13,644
57 2015/2015 3400 Operation and Maintenance, Air Force	-8	-38	-611	-1,086	-1,843	-3,242	0	-13	-5	-5,242	-2,467	-9,621

COST OF WAR
Obligations by Component, Appropriation and Operation
Fiscal Year 2007 - 2017
(Amounts in Thousands)
As of February 28, 2017

Appropriation	Operation New Dawn (OND) / Post-OND Iraq Activities		Operation Enduring Freedom		Operation Freedom's Sentinel		Operation Noble Eagle		Operation Inherent Resolve		Summary	
	Obligations February 2017	Obligations Year to Date	Obligations February 2017	Obligations Year to Date	Obligations February 2017	Obligations Year to Date	Obligations February 2017	Obligations Year to Date	Obligations February 2017	Obligations Year to Date	Obligations February 2017	Obligations Year to Date
57 2016/2016 3400 Operation and Maintenance, Air Force	-65	-45	0	0	484	-26,215	1	29	-886	6,711	-466	-19,520
57 2017/2017 3400 Operation and Maintenance, Air Force	0	0	0	0	568,992	2,545,832	2,074	4,608	281,735	790,256	852,801	3,340,696
57 2010/2012 3010 Aircraft Procurement, Air Force	0	-9,643	0	0	0	0	0	0	0	0	0	-9,643
57 2011/2013 3010 Aircraft Procurement, Air Force	0	0	577	-928	0	0	0	0	0	0	577	-928
57 2012/2014 3010 Aircraft Procurement, Air Force	0	0	10	6	0	0	0	0	0	0	10	6
57 2013/2015 3010 Aircraft Procurement, Air Force	0	0	157	-173	0	0	0	0	0	0	157	-173
57 2014/2016 3010 Aircraft Procurement, Air Force	0	0	0	-86	0	0	0	0	0	0	0	-86
57 2015/2017 3010 Aircraft Procurement, Air Force	0	0	-1,474	22,869	0	0	0	0	0	0	-1,474	22,869
57 2016/2018 3010 Aircraft Procurement, Air Force	0	0	0	0	25,635	31,552	0	0	0	0	25,635	31,552
57 2017/2019 3010 Aircraft Procurement, Air Force	0	0	0	0	-29	25	0	0	0	0	-29	25
57 2012/2014 3020 Missile Procurement, Air Force	0	0	0	-52	0	0	0	0	0	0	0	-52
57 2015/2017 3020 Missile Procurement, Air Force	0	0	1,175	-458	0	0	0	0	2,089	-814	3,264	-1,272
57 2016/2018 3020 Missile Procurement, Air Force	0	0	0	0	8,951	8,951	0	0	0	-2	8,951	8,949
57 2017/2019 3020 Missile Procurement, Air Force	0	0	0	0	0	0	0	0	-25	11	-25	11
57 2010/2012 3011 Procurement of Ammunition, Air Force	0	0	1,353	-1,353	0	0	0	0	0	0	1,353	-1,353
57 2013/2015 3011 Procurement of Ammunition, Air Force	0	0	0	-4	0	0	0	0	0	0	0	-4
57 2014/2016 3011 Procurement of Ammunition, Air Force	0	0	-3	-7	0	-20	0	0	0	0	-3	-27
57 2015/2017 3011 Procurement of Ammunition, Air Force	0	0	600	110	0	0	0	0	720	33,216	1,320	33,326
57 2016/2018 3011 Procurement of Ammunition, Air Force	0	0	0	0	0	8,294	0	0	-20	0	-20	8,294
57 2017/2019 3011 Procurement of Ammunition, Air Force	0	0	0	0	0	0	0	0	-17	20	-17	20
57 2010/2012 3080 Other Procurement, Air Force	0	0	-43,129	-60,585	0	0	0	0	0	0	-43,129	-60,585
57 2011/2013 3080 Other Procurement, Air Force	0	0	9,044	7,766	0	0	0	0	0	0	9,044	7,766
57 2012/2014 3080 Other Procurement, Air Force	0	0	-3	-444	0	0	0	0	0	0	-3	-444
57 2013/2015 3080 Other Procurement, Air Force	0	0	-4	-4	0	0	0	0	0	0	-4	-4
57 2014/2016 3080 Other Procurement, Air Force	0	0	0	-2	0	0	0	0	0	0	0	-2
57 2015/2017 3080 Other Procurement, Air Force	0	0	-9,722	12,271	100	1,160	0	0	0	-323	-9,622	13,108
57 2016/2018 3080 Other Procurement, Air Force	0	0	0	0	8,386	33,603	0	0	0	0	8,386	33,603
57 2011/2012 3600 Research, Development, Test, and Evaluation, Air Force	0	0	34	-34	0	0	0	0	0	0	34	-34
57 2012/2013 3600 Research, Development, Test, and Evaluation, Air Force	0	0	38	25	0	0	0	0	0	0	38	25
Air Force Reserve	0	0	0	0	1,139	45,218	0	0	0	0	1,139	45,218
57 2016/2016 3700 Reserve Personnel, Air Force	0	0	0	0	0	2,350	0	0	0	0	0	2,350
57 2017/2017 3700 Reserve Personnel, Air Force	0	0	0	0	1,126	9,440	0	0	0	0	1,126	9,440
57 2015/2015 3740 Operation and Maintenance, Air Force Reserve	0	0	0	0	0	5	0	0	0	0	0	5

COST OF WAR
Obligations by Component, Appropriation and Operation
Fiscal Year 2007 - 2017
(Amounts in Thousands)
As of February 28, 2017

Appropriation	Operation New Dawn (OND) / Post-OND Iraq Activities		Operation Enduring Freedom		Operation Freedom's Sentinel		Operation Noble Eagle		Operation Inherent Resolve		Summary	
	Obligations February 2017	Obligations Year to Date	Obligations February 2017	Obligations Year to Date	Obligations February 2017	Obligations Year to Date	Obligations February 2017	Obligations Year to Date	Obligations February 2017	Obligations Year to Date	Obligations February 2017	Obligations Year to Date
57 2016/2016 3740 Operation and Maintenance, Air Force Reserve	0	0	0	0	0	8	0	0	0	0	0	8
57 2017/2017 3740 Operation and Maintenance, Air Force Reserve	0	0	0	0	13	33,415	0	0	0	0	13	33,415
Air Force National Guard	0	0	0	0	2,806	5,890	0	0	0	0	2,806	5,890
57 2017/2017 3850 National Guard Personnel, Air Force	0	0	0	0	1,013	1,591	0	0	0	0	1,013	1,591
57 2016/2016 3840 Operation and Maintenance, Air Natl Guard	0	0	0	0	0	1,212	0	0	0	0	0	1,212
57 2017/2017 3840 Operation and Maintenance, Air Natl Guard	0	0	0	0	1,793	3,087	0	0	0	0	1,793	3,087
Defense Agencies Total	-610	-1,275	-1,042	-103,830	787,435	1,869,104	0	0	50,797	226,901	836,580	1,990,900
DCAA Total	-606	-606	0	0	501	2,000	0	0	1,285	1,327	1,180	2,721
97 2012/2012 0100 Operation and Maintenance, Defense-Wide	-606	-606	0	0	0	-510	0	0	606	0	0	-1,116
97 2016/2016 0100 Operation and Maintenance, Defense-Wide	0	0	0	0	0	0	0	0	488	488	488	488
97 2017/2017 0100 Operation and Maintenance, Defense-Wide	0	0	0	0	501	2,510	0	0	191	839	692	3,349
DCMA Total	0	0	0	0	1,368	6,307	0	0	0	0	1,368	6,307
97 2017/2017 0100 Operation and Maintenance, Defense-Wide	0	0	0	0	1,368	6,307	0	0	0	0	1,368	6,307
DHP Total	0	-661	-3,522	-201,143	23,346	90,635	0	0	0	0	19,824	-111,169
97 2011/2011 0130 Defense Health Program, O&M	0	-661	0	-1,150	0	0	0	0	0	0	0	-1,811
97 2012/2012 0130 Defense Health Program, O&M	0	0	-1,764	-192,116	0	0	0	0	0	0	-1,764	-192,116
97 2013/2013 0130 Defense Health Program, O&M	0	0	-254	-4,383	0	0	0	0	0	0	-254	-4,383
97 2014/2014 0130 Defense Health Program, O&M	0	0	-1,269	-3,259	0	0	0	0	0	0	-1,269	-3,259
97 2015/2015 0130 Defense Health Program, O&M	0	0	-235	-235	0	-607	0	0	0	0	-235	-842
97 2016/2016 0130 Defense Health Program, O&M	0	0	0	0	-220	-48,233	0	0	0	0	-220	-48,233
97 2017/2017 0130 Defense Health Program, O&M	0	0	0	0	23,566	139,475	0	0	0	0	23,566	139,475
DHRA Total	0	0	7	-1,720	0	0	0	0	0	0	7	-1,720
97 2013/2013 0100 Operation and Maintenance, Defense-Wide	0	0	0	-1,727	0	0	0	0	0	0	0	-1,727
97 2014/2014 0100 Operation and Maintenance, Defense-Wide	0	0	7	7	0	0	0	0	0	0	7	7
DISA Total	0	0	0	-72	884	10,021	0	0	1,544	1,544	2,428	11,493
97 2015/2015 0100 Operation and Maintenance, Defense-Wide	0	0	0	-72	0	0	0	0	0	0	0	-72
97 2016/2016 0100 Operation and Maintenance, Defense-Wide	0	0	0	0	4	9	0	0	0	0	4	9
97 2017/2017 0100 Operation and Maintenance, Defense-Wide	0	0	0	0	880	10,012	0	0	1,544	1,544	2,424	11,556
DLA Total	0	0	4,266	35,315	0	0	0	0	0	0	4,266	35,315
97 2013/XXXX 4930 Defense Working Capital Funds, Defense (Army)	0	0	0	213	0	0	0	0	0	0	0	213
97 2013/XXXX 4930 Defense Working Capital Funds, Defense	0	0	4,161	4,945	0	0	0	0	0	0	4,161	4,945
97 2014/XXXX 4930 Defense Working Capital Funds, Defense (Army)	0	0	-4	-619	0	0	0	0	0	0	-4	-619
97 2014/XXXX 4930 Defense Working Capital Funds, Defense	0	0	109	30,776	0	0	0	0	0	0	109	30,776

COST OF WAR
Obligations by Component, Appropriation and Operation
Fiscal Year 2007 - 2017
(Amounts in Thousands)
As of February 28, 2017

Appropriation	Operation New Dawn (OND) / Post-OND Iraq Activities		Operation Enduring Freedom		Operation Freedom's Sentinel		Operation Noble Eagle		Operation Inherent Resolve		Summary	
	Obligations February 2017	Obligations Year to Date	Obligations February 2017	Obligations Year to Date	Obligations February 2017	Obligations Year to Date	Obligations February 2017	Obligations Year to Date	Obligations February 2017	Obligations Year to Date	Obligations February 2017	Obligations Year to Date
DLSA Total	0	0	0	0	2,547	27,081	0	0	0	0	2,547	27,081
97 2017/2017 0100 Operation and Maintenance, Defense-Wide	0	0	0	0	2,547	27,081	0	0	0	0	2,547	27,081
DMA Total	0	0	0	-402	0	3,250	0	0	0	0	0	2,848
97 2012/2012 0100 Operation and Maintenance, Defense-Wide	0	0	0	-402	0	0	0	0	0	0	0	-402
97 2017/2017 0100 Operation and Maintenance, Defense-Wide	0	0	0	0	0	3,250	0	0	0	0	0	3,250
DODEA Total	0	0	0	-1	0	25,315	0	0	0	0	0	25,314
97 2013/2013 0100 Operation and Maintenance, Defense-Wide	0	0	0	-1	0	0	0	0	0	0	0	-1
97 2016/2016 0100 Operation and Maintenance, Defense-Wide	0	0	0	0	0	-2	0	0	0	0	0	-2
97 2017/2017 0100 Operation and Maintenance, Defense-Wide	0	0	0	0	0	25,317	0	0	0	0	0	25,317
DSCA Total	0	0	0	0	550,000	651,908	0	0	0	0	550,000	651,908
97 2016/2017 0100 Operation and Maintenance, Defense-Wide	0	0	0	0	550,000	599,708	0	0	0	0	550,000	599,708
97 2017/2017 0100 Operation and Maintenance, Defense-Wide	0	0	0	0	0	52,200	0	0	0	0	0	52,200
DTRA Total	0	0	0	0	3,116	17,231	0	0	0	0	3,116	17,231
97 2016/2016 0100 Operation and Maintenance, Defense-Wide	0	0	0	0	0	-76	0	0	0	0	0	-76
97 2017/2017 0100 Operation and Maintenance, Defense-Wide	0	0	0	0	3,116	17,307	0	0	0	0	3,116	17,307
OSD Total	0	0	0	0	255	2,147	0	0	0	0	255	2,147
97 2017/2017 0100 Operation and Maintenance, Defense-Wide	0	0	0	0	255	2,147	0	0	0	0	255	2,147
Other Total	0	0	34	-712	17,059	86,594	0	0	3,724	16,527	20,817	102,409
97 2012/2012 0100 Operation and Maintenance, Defense-Wide	0	0	0	-112	0	0	0	0	0	0	0	-112
97 2013/2013 0100 Operation and Maintenance, Defense-Wide	0	0	1	-168	0	0	0	0	0	0	1	-168
97 2014/2014 0100 Operation and Maintenance, Defense-Wide	0	0	23	-438	0	0	0	0	0	0	23	-438
97 2015/2015 0100 Operation and Maintenance, Defense-Wide	0	0	0	0	420	-117	0	0	0	0	420	-117
97 2016/2016 0100 Operation and Maintenance, Defense-Wide	0	0	0	0	2	-128	0	0	0	0	2	-128
97 2017/2017 0100 Operation and Maintenance, Defense-Wide	0	0	0	0	13,893	82,225	0	0	3,724	16,527	17,617	98,752
97 2012/2014 0300 Procurement, Defense-Wide	0	0	0	-3	0	0	0	0	0	0	0	-3
97 2013/2015 0300 Procurement, Defense-Wide	0	0	8	5	0	0	0	0	0	0	8	5
97 2014/2016 0300 Procurement, Defense-Wide	0	0	2	2	0	0	0	0	0	0	2	2
97 2015/2017 0300 Procurement, Defense-Wide	0	0	0	0	3	1,655	0	0	0	0	3	1,655
97 2016/2018 0300 Procurement, Defense-Wide	0	0	0	0	132	-8	0	0	0	0	132	-8
97 2017/2019 0300 Procurement, Defense-Wide	0	0	0	0	1,500	1,500	0	0	0	0	1,500	1,500
97 2012/2013 0400 Research, Development, Test, and Evaluation, Defense-Wide	0	0	0	2	0	0	0	0	0	0	0	2
97 2016/2017 0400 Research, Development, Test, and Evaluation, Defense-Wide	0	0	0	0	-146	-146	0	0	0	0	-146	-146
97 2017/2018 0400 Research, Development, Test, and Evaluation, Defense-Wide	0	0	0	0	1,255	1,613	0	0	0	0	1,255	1,613

COST OF WAR
Obligations by Component, Appropriation and Operation
Fiscal Year 2007 - 2017
(Amounts in Thousands)
As of February 28, 2017

Appropriation	Operation New Dawn (OND) / Post-OND Iraq Activities		Operation Enduring Freedom		Operation Freedom's Sentinel		Operation Noble Eagle		Operation Inherent Resolve		Summary	
	Obligations February 2017	Obligations Year to Date	Obligations February 2017	Obligations Year to Date	Obligations February 2017	Obligations Year to Date	Obligations February 2017	Obligations Year to Date	Obligations February 2017	Obligations Year to Date	Obligations February 2017	Obligations Year to Date
SOCOM Total	-4	-8	-1,827	64,905	188,248	946,037	0	0	44,244	207,503	230,661	1,218,437
97 2011/2011 0100 Operation and Maintenance, Defense-Wide	0	0	0	-412	0	0	0	0	0	0	0	-412
97 2012/2012 0100 Operation and Maintenance, Defense-Wide	-4	-5	-541	-5,563	0	0	0	0	0	0	-545	-5,568
97 2013/2013 0100 Operation and Maintenance, Defense-Wide	0	0	-1,186	-1,841	0	0	0	0	0	0	-1,186	-1,841
97 2014/2014 0100 Operation and Maintenance, Defense-Wide	-1	-1	630	-605	0	0	0	0	0	0	629	-606
97 2015/2015 0100 Operation and Maintenance, Defense-Wide	0	0	-3,147	-2,910	3	-14	0	0	0	0	-3,144	-2,924
97 2016/2016 0100 Operation and Maintenance, Defense-Wide	1	-2	0	0	-67	8,381	0	0	-3	-3	-69	8,376
97 2017/2017 0100 Operation and Maintenance, Defense-Wide	0	0	0	0	184,050	905,527	0	0	44,247	207,506	228,297	1,113,033
97 2015/2017 0300 Procurement, Defense-Wide	0	0	2,417	76,236	0	0	0	0	0	0	2,417	76,236
97 2016/2018 0300 Procurement, Defense-Wide	0	0	0	0	4,262	7,724	0	0	0	0	4,262	7,724
97 2017/2019 0300 Procurement, Defense-Wide	0	0	0	0	0	24,419	0	0	0	0	0	24,419
WHS Total	0	0	0	0	111	578	0	0	0	0	111	578
97 2017/2017 0100 Operation and Maintenance, Defense-Wide	0	0	0	0	111	578	0	0	0	0	111	578

**Military Personnel Subsidiary Report
(Cost Breakdown Structure)**

COST OF WAR
Military Personnel (MILPERS) Summary Execution by Operation and Cost Breakdown Structure (CBS)
Fiscal Year 2007 - 2017
(Amounts in Thousands)
As of February 28, 2017

	Operation New Dawn (OND) / Post-OND Iraq Activities		Operation Enduring Freedom		Operation Freedom's Sentinel		Operation Noble Eagle		Operation Inherent Resolve		Summary	
	Obligations Year to Date	Disbursements Year to Date	Obligations Year to Date	Disbursements Year to Date	Obligations Year to Date	Disbursements Year to Date	Obligations Year to Date	Disbursements Year to Date	Obligations Year to Date	Disbursements Year to Date	Obligations Year to Date	Disbursements Year to Date
CBS Summary												
MILPERS CBS Summary Total	1	0	-1,360,630	-1,372,201	2,750,790	2,709,801	12,855	12,855	115,888	114,060	1,518,904	1,464,515
1.0 Personnel Costs	1	0	-1,360,630	-1,372,201	2,750,790	2,709,801	12,855	12,855	115,888	114,060	1,518,904	1,464,515
1.1.1 Reserve Components Called To Active Duty	0	0	-609,553	-609,553	1,675,530	1,646,811	12,454	12,454	89,895	88,225	1,168,326	1,137,937
1.1.2 Imminent Danger or Hostile Fire Pay	0	0	-28,109	-28,109	60,891	59,027	0	0	3,164	3,164	35,946	34,082
1.1.3 Family Separation Allowance	0	0	-15,074	-15,074	56,795	53,532	16	16	3,959	3,959	45,696	42,433
1.1.4 Hardship Duty Pay	0	0	-17,534	-17,534	41,671	40,335	341	341	2,411	2,411	26,889	25,553
1.1.5 Subsistence	0	0	-98,896	-98,896	206,572	205,604	44	44	11,356	11,356	119,076	118,108
1.1.6 Reserve Components Predeployment Training	1	0	-332	-11,898	63,759	62,338	0	0	0	0	63,428	50,440
1.1.7 Other Military Personnel (Special Pay)	0	0	-91,086	-91,091	144,130	142,110	0	0	5,103	4,945	58,147	55,964
1.1.8 Active Component Overstrength	0	0	-500,046	-500,046	501,442	500,044	0	0	0	0	1,396	-2
1.0 Personnel Sub-Total	1	0	-1,360,630	-1,372,201	2,750,790	2,709,801	12,855	12,855	115,888	114,060	1,518,904	1,464,515

COST OF WAR
Military Personnel (MILPERS) Summary Execution by Operation, Component, and Cost Breakdown Structure (CBS)
Fiscal Year 2007 - 2017
(Amounts in Thousands)
As of February 28, 2017

Component	Operation New Dawn (OND) / Post-OND Iraq Activities		Operation Enduring Freedom		Operation Freedom's Sentinel		Operation Noble Eagle		Operation Inherent Resolve		Summary	
	Obligations Year To Date	Disbursements Year To Date	Obligations Year To Date	Disbursements Year To Date	Obligations Year To Date	Disbursements Year To Date	Obligations Year To Date	Disbursements Year To Date	Obligations Year To Date	Disbursements Year To Date	Obligations Year To Date	Disbursements Year To Date
Grand Total	1	0	-1,360,630	-1,372,201	2,750,790	2,709,801	12,855	12,855	115,888	114,060	1,518,904	1,464,515
Army Total	1	0	-1,360,630	-1,372,201	2,243,227	2,250,274	9,632	9,632	53,450	53,450	945,680	941,155
1.1.1 Reserve Components Called To Active Duty	0	0	-609,553	-609,553	1,299,441	1,299,441	9,324	9,324	44,036	44,036	743,248	743,248
1.1.2 Imminent Danger or Hostile Fire Pay	0	0	-28,109	-28,109	47,825	47,825	0	0	1,258	1,258	20,974	20,974
1.1.3 Family Separation Allowance	0	0	-15,074	-15,074	36,721	36,721	-33	-33	1,382	1,382	22,996	22,996
1.1.4 Hardship Duty Pay	0	0	-17,534	-17,534	32,275	32,275	341	341	941	941	16,023	16,023
1.1.5 Subsistence	0	0	-98,896	-98,896	158,053	158,053	0	0	3,776	3,776	62,933	62,933
1.1.6 Reserve Components Predeployment Training	1	0	-332	-11,898	45,550	52,590	0	0	0	0	45,219	40,692
1.1.7 Other Military Personnel (Special Pay)	0	0	-91,086	-91,091	123,318	123,325	0	0	2,057	2,057	34,289	34,291
1.1.8 Active Component Overstrength	0	0	-500,046	-500,046	500,044	500,044	0	0	0	0	-2	-2
1.0 Personnel Sub-Total	1	0	-1,360,630	-1,372,201	2,243,227	2,250,274	9,632	9,632	53,450	53,450	945,680	941,155
Navy/Marine Corps Total	0	0	0	0	174,488	132,080	0	0	12,497	10,669	186,985	142,749
Navy Total	0	0	0	0	134,653	132,080	0	0	10,827	10,669	145,480	142,749
1.1.1 Reserve Components Called To Active Duty	0	0	0	0	103,016	103,016	0	0	9,207	9,207	112,223	112,223
1.1.2 Imminent Danger or Hostile Fire Pay	0	0	0	0	2,918	2,918	0	0	262	262	3,180	3,180
1.1.3 Family Separation Allowance	0	0	0	0	7,305	7,305	0	0	654	654	7,959	7,959
1.1.4 Hardship Duty Pay	0	0	0	0	1,445	1,445	0	0	129	129	1,574	1,574
1.1.5 Subsistence	0	0	0	0	9,811	9,811	0	0	0	0	9,811	9,811
1.1.6 Reserve Components Predeployment Training	0	0	0	0	2,641	1,995	0	0	0	0	2,641	1,995
1.1.7 Other Military Personnel (Special Pay)	0	0	0	0	7,517	5,590	0	0	575	417	8,092	6,007
1.0 Personnel Sub-Total	0	0	0	0	134,653	132,080	0	0	10,827	10,669	145,480	142,749
Marine Corps Total	0	0	0	0	39,835	0	0	0	1,670	0	41,505	0
1.1.1 Reserve Components Called To Active Duty	0	0	0	0	28,719	0	0	0	1,670	0	30,389	0
1.1.2 Imminent Danger or Hostile Fire Pay	0	0	0	0	1,864	0	0	0	0	0	1,864	0
1.1.3 Family Separation Allowance	0	0	0	0	3,263	0	0	0	0	0	3,263	0
1.1.4 Hardship Duty Pay	0	0	0	0	1,336	0	0	0	0	0	1,336	0
1.1.5 Subsistence	0	0	0	0	968	0	0	0	0	0	968	0
1.1.6 Reserve Components Predeployment Training	0	0	0	0	2,187	0	0	0	0	0	2,187	0
1.1.7 Other Military Personnel (Special Pay)	0	0	0	0	100	0	0	0	0	0	100	0
1.1.8 Active Component Overstrength	0	0	0	0	1,398	0	0	0	0	0	1,398	0
1.0 Personnel Sub-Total	0	0	0	0	39,835	0	0	0	1,670	0	41,505	0
Air Force Total	0	0	0	0	333,075	327,447	3,223	3,223	49,941	49,941	386,239	380,611
1.1.1 Reserve Components Called To Active Duty	0	0	0	0	244,354	244,354	3,130	3,130	34,982	34,982	282,466	282,466

COST OF WAR
Military Personnel (MILPERS) Summary Execution by Operation, Component, and Cost Breakdown Structure (CBS)
Fiscal Year 2007 - 2017
(Amounts in Thousands)
As of February 28, 2017

Component	Operation New Dawn (OND) / Post-OND Iraq Activities		Operation Enduring Freedom		Operation Freedom's Sentinel		Operation Noble Eagle		Operation Inherent Resolve		Summary	
	Obligations Year To Date	Disbursements Year To Date	Obligations Year To Date	Disbursements Year To Date	Obligations Year To Date	Disbursements Year To Date	Obligations Year To Date	Disbursements Year To Date	Obligations Year To Date	Disbursements Year To Date	Obligations Year To Date	Disbursements Year To Date
1.1.2 Imminent Danger or Hostile Fire Pay	0	0	0	0	8,284	8,284	0	0	1,644	1,644	9,928	9,928
1.1.3 Family Separation Allowance	0	0	0	0	9,506	9,506	49	49	1,923	1,923	11,478	11,478
1.1.4 Hardship Duty Pay	0	0	0	0	6,615	6,615	0	0	1,341	1,341	7,956	7,956
1.1.5 Subsistence	0	0	0	0	37,740	37,740	44	44	7,580	7,580	45,364	45,364
1.1.6 Reserve Components Predeployment Training	0	0	0	0	13,381	7,753	0	0	0	0	13,381	7,753
1.1.7 Other Military Personnel (Special Pay)	0	0	0	0	13,195	13,195	0	0	2,471	2,471	15,666	15,666
1.0 Personnel Sub-Total	0	0	0	0	333,075	327,447	3,223	3,223	49,941	49,941	386,239	380,611

COST OF WAR
Military Personnel (MILPERS) Summary Execution by Operation, Component, Appropriation and Cost Breakdown Structure (CBS)
Fiscal Year 2007 - 2017
(Amounts in Thousands)
As of February 28, 2017

Component and Appropriation	Operation New Dawn (OND) / Post-OND Iraq Activities		Operation Enduring Freedom		Operation Freedom's Sentinel		Operation Noble Eagle		Operation Inherent Resolve		Summary	
	Obligations Year to Date	Disbursements Year to Date	Obligations Year to Date	Disbursements Year to Date	Obligations Year to Date	Disbursements Year to Date	Obligations Year to Date	Disbursements Year to Date	Obligations Year to Date	Disbursements Year to Date	Obligations Year to Date	Disbursements Year to Date
Grand Total	1	0	-1,360,630	-1,372,201	2,750,790	2,709,801	12,855	12,855	115,888	114,060	1,518,904	1,464,515
Army Total	1	0	-1,360,630	-1,372,201	2,243,227	2,250,274	9,632	9,632	53,450	53,450	945,680	941,155
Army Active Total	0	0	-1,360,276	-1,360,276	2,197,644	2,197,644	9,632	9,632	53,450	53,450	900,450	900,450
Military Personnel, Army												
1.1.1 Reserve Components Called To Active Duty	0	0	-609,553	-609,553	1,299,441	1,299,441	9,324	9,324	44,036	44,036	743,248	743,248
1.1.2 Imminent Danger or Hostile Fire Pay	0	0	-28,109	-28,109	47,825	47,825	0	0	1,258	1,258	20,974	20,974
1.1.3 Family Separation Allowance	0	0	-15,074	-15,074	36,721	36,721	-33	-33	1,382	1,382	22,996	22,996
1.1.4 Hardship Duty Pay	0	0	-17,534	-17,534	32,275	32,275	341	341	941	941	16,023	16,023
1.1.5 Subsistence	0	0	-98,896	-98,896	158,053	158,053	0	0	3,776	3,776	62,933	62,933
1.1.7 Other Military Personnel (Special Pay)	0	0	-91,064	-91,064	123,285	123,285	0	0	2,057	2,057	34,278	34,278
1.1.8 Active Component Overstrength	0	0	-500,046	-500,046	500,044	500,044	0	0	0	0	-2	-2
1.0 Personnel Sub-Total	0	0	-1,360,276	-1,360,276	2,197,644	2,197,644	9,632	9,632	53,450	53,450	900,450	900,450
Army Reserve Total	0	0	429	-1,131	6,145	6,168	0	0	0	0	6,574	5,037
Reserve Personnel, Army												
1.1.6 Reserve Components Predeployment Training	0	0	429	-1,131	6,145	6,168	0	0	0	0	6,574	5,037
1.0 Personnel Sub-Total	0	0	429	-1,131	6,145	6,168	0	0	0	0	6,574	5,037
Army National Guard Total	1	0	-783	-10,794	39,438	46,462	0	0	0	0	38,656	35,668
National Guard Personnel, Army												
1.1.6 Reserve Components Predeployment Training	1	0	-761	-10,767	39,405	46,422	0	0	0	0	38,645	35,655
1.1.7 Other Military Personnel (Special Pay)	0	0	-22	-27	33	40	0	0	0	0	11	13
1.0 Personnel Sub-Total	1	0	-783	-10,794	39,438	46,462	0	0	0	0	38,656	35,668
Navy/Marine Corps Total	0	0	0	0	174,488	132,080	0	0	12,497	10,669	186,985	142,749
Navy Total	0	0	0	0	134,653	132,080	0	0	10,827	10,669	145,480	142,749
Navy Active Total	0	0	0	0	132,007	130,080	0	0	10,827	10,669	142,834	140,749
Military Personnel, Navy												
1.1.1 Reserve Components Called To Active Duty	0	0	0	0	103,016	103,016	0	0	9,207	9,207	112,223	112,223
1.1.2 Imminent Danger or Hostile Fire Pay	0	0	0	0	2,917	2,917	0	0	262	262	3,179	3,179
1.1.3 Family Separation Allowance	0	0	0	0	7,305	7,305	0	0	654	654	7,959	7,959
1.1.4 Hardship Duty Pay	0	0	0	0	1,441	1,441	0	0	129	129	1,570	1,570
1.1.5 Subsistence	0	0	0	0	9,811	9,811	0	0	0	0	9,811	9,811
1.1.7 Other Military Personnel (Special Pay)	0	0	0	0	7,517	5,590	0	0	575	417	8,092	6,007
1.0 Personnel Sub-Total	0	0	0	0	132,007	130,080	0	0	10,827	10,669	142,834	140,749
Navy Reserve Total	0	0	0	0	2,646	2,000	0	0	0	0	2,646	2,000

COST OF WAR
Military Personnel (MILPERS) Summary Execution by Operation, Component, Appropriation and Cost Breakdown Structure (CBS)
Fiscal Year 2007 - 2017
(Amounts in Thousands)
As of February 28, 2017

Component and Appropriation	Operation New Dawn (OND) / Post-OND Iraq Activities		Operation Enduring Freedom		Operation Freedom's Sentinel		Operation Noble Eagle		Operation Inherent Resolve		Summary	
	Obligations Year to Date	Disbursements Year to Date	Obligations Year to Date	Disbursements Year to Date	Obligations Year to Date	Disbursements Year to Date	Obligations Year to Date	Disbursements Year to Date	Obligations Year to Date	Disbursements Year to Date	Obligations Year to Date	Disbursements Year to Date
Reserve Personnel, Navy												
1.1.2 Imminent Danger or Hostile Fire Pay	0	0	0	0	1	1	0	0	0	0	1	1
1.1.4 Hardship Duty Pay	0	0	0	0	4	4	0	0	0	0	4	4
1.1.6 Reserve Components Predeployment Training	0	0	0	0	2,641	1,995	0	0	0	0	2,641	1,995
1.0 Personnel Sub-Total	0	0	0	0	2,646	2,000	0	0	0	0	2,646	2,000
Marine Corps Total	0	0	0	0	39,835	0	0	0	1,670	0	41,505	0
Marine Corps Active Total	0	0	0	0	37,606	0	0	0	1,670	0	39,276	0
Military Personnel, Marine Corps												
1.1.1 Reserve Components Called To Active Duty	0	0	0	0	28,719	0	0	0	1,670	0	30,389	0
1.1.2 Imminent Danger or Hostile Fire Pay	0	0	0	0	1,863	0	0	0	0	0	1,863	0
1.1.3 Family Separation Allowance	0	0	0	0	3,249	0	0	0	0	0	3,249	0
1.1.4 Hardship Duty Pay	0	0	0	0	1,309	0	0	0	0	0	1,309	0
1.1.5 Subsistence	0	0	0	0	968	0	0	0	0	0	968	0
1.1.7 Other Military Personnel (Special Pay)	0	0	0	0	100	0	0	0	0	0	100	0
1.1.8 Active Component Overstrength	0	0	0	0	1,398	0	0	0	0	0	1,398	0
1.0 Personnel Sub-Total	0	0	0	0	37,606	0	0	0	1,670	0	39,276	0
Marine Corps Reserve Total	0	0	0	0	2,229	0	0	0	0	0	2,229	0
Reserve Personnel, Marine Corps												
1.1.2 Imminent Danger or Hostile Fire Pay	0	0	0	0	1	0	0	0	0	0	1	0
1.1.3 Family Separation Allowance	0	0	0	0	14	0	0	0	0	0	14	0
1.1.4 Hardship Duty Pay	0	0	0	0	27	0	0	0	0	0	27	0
1.1.6 Reserve Components Predeployment Training	0	0	0	0	2,187	0	0	0	0	0	2,187	0
1.0 Personnel Sub-Total	0	0	0	0	2,229	0	0	0	0	0	2,229	0
Air Force Total	0	0	0	0	333,075	327,447	3,223	3,223	49,941	49,941	386,239	380,611
Air Force Active Total	0	0	0	0	319,694	319,694	3,223	3,223	49,941	49,941	372,858	372,858
Military Personnel, Air Force												
1.1.1 Reserve Components Called To Active Duty	0	0	0	0	244,354	244,354	3,130	3,130	34,982	34,982	282,466	282,466
1.1.2 Imminent Danger or Hostile Fire Pay	0	0	0	0	8,284	8,284	0	0	1,644	1,644	9,928	9,928
1.1.3 Family Separation Allowance	0	0	0	0	9,506	9,506	49	49	1,923	1,923	11,478	11,478
1.1.4 Hardship Duty Pay	0	0	0	0	6,615	6,615	0	0	1,341	1,341	7,956	7,956
1.1.5 Subsistence	0	0	0	0	37,740	37,740	44	44	7,580	7,580	45,364	45,364
1.1.7 Other Military Personnel (Special Pay)	0	0	0	0	13,195	13,195	0	0	2,471	2,471	15,666	15,666
1.0 Personnel Sub-Total	0	0	0	0	319,694	319,694	3,223	3,223	49,941	49,941	372,858	372,858

COST OF WAR
Military Personnel (MILPERS) Summary Execution by Operation, Component, Appropriation and Cost Breakdown Structure (CBS)
Fiscal Year 2007 - 2017
(Amounts in Thousands)
As of February 28, 2017

Component and Appropriation	Operation New Dawn (OND) / Post-OND Iraq Activities		Operation Enduring Freedom		Operation Freedom's Sentinel		Operation Noble Eagle		Operation Inherent Resolve		Summary	
	Obligations Year to Date	Disbursements Year to Date	Obligations Year to Date	Disbursements Year to Date	Obligations Year to Date	Disbursements Year to Date	Obligations Year to Date	Disbursements Year to Date	Obligations Year to Date	Disbursements Year to Date	Obligations Year to Date	Disbursements Year to Date
Air Force Reserve Total	0	0	0	0	11,790	6,443	0	0	0	0	11,790	6,443
Reserve Personnel, Air Force												
1.1.6 Reserve Components Predeployment Training	0	0	0	0	11,790	6,443	0	0	0	0	11,790	6,443
1.0 Personnel Sub-Total	0	0	0	0	11,790	6,443	0	0	0	0	11,790	6,443
Air Force National Guard Total	0	0	0	0	1,591	1,310	0	0	0	0	1,591	1,310
National Guard Personnel, Air Force												
1.1.6 Reserve Components Predeployment Training	0	0	0	0	1,591	1,310	0	0	0	0	1,591	1,310
1.0 Personnel Sub-Total	0	0	0	0	1,591	1,310	0	0	0	0	1,591	1,310

COST OF WAR
Military Personnel (MILPERS) Summary Execution by Operation and Cost Breakdown Structure (CBS)
Beginning Fiscal Year - 2017
(Amounts in Thousands)
As of February 28, 2017

CBS Summary	Operation Enduring Freedom		Operation Freedom's Sentinel		Operation Noble Eagle		Operation Inherent Resolve		Summary	
	Obligations Year to Date	Disbursements Year to Date	Obligations Year to Date	Disbursements Year to Date	Obligations Year to Date	Disbursements Year to Date	Obligations Year to Date	Disbursements Year to Date	Obligations Year to Date	Disbursements Year to Date
MILPERS CBS Summary Total	0	0	1,395,948	1,333,972	12,855	12,855	115,888	114,060	1,524,691	1,460,887
1.0 Personnel Costs	0	0	1,395,948	1,333,972	12,855	12,855	115,888	114,060	1,524,691	1,460,887
1.1.1 Reserve Components Called To Active Duty	0	0	1,065,976	1,037,257	12,454	12,454	89,895	88,225	1,168,325	1,137,936
1.1.2 Imminent Danger or Hostile Fire Pay	0	0	32,783	30,919	0	0	3,164	3,164	35,947	34,083
1.1.3 Family Separation Allowance	0	0	41,715	38,457	16	16	3,959	3,959	45,690	42,432
1.1.4 Hardship Duty Pay	0	0	24,124	22,801	341	341	2,411	2,411	26,876	25,553
1.1.5 Subsistence	0	0	107,676	106,708	44	44	11,356	11,356	119,076	118,108
1.1.6 Reserve Components Predeployment Training	0	0	69,244	46,825	0	0	0	0	69,244	46,825
1.1.7 Other Military Personnel (Special Pay)	0	0	53,032	51,005	0	0	5,103	4,945	58,135	55,950
1.1.8 Active Component Overstrength	0	0	1,398	0	0	0	0	0	1,398	0
1.0 Personnel Sub-Total	0	0	1,395,948	1,333,972	12,855	12,855	115,888	114,060	1,524,691	1,460,887

COST OF WAR
Military Personnel (MILPERS) Summary Execution by Operation, Component, and Cost Breakdown Structure (CBS)
Beginning Fiscal Year - 2017
(Amounts in Thousands)
As of February 28, 2017

Component	Operation Enduring Freedom		Operation Freedom's Sentinel		Operation Noble Eagle		Operation Inherent Resolve		Summary	
	Obligations Year To Date	Disbursements Year To Date	Obligations Year To Date	Disbursements Year To Date	Obligations Year To Date	Disbursements Year To Date	Obligations Year To Date	Disbursements Year To Date	Obligations Year To Date	Disbursements Year To Date
Grand Total	0	0	1,395,948	1,333,972	12,855	12,855	115,888	114,060	1,524,691	1,460,887
Army Total	0	0	890,999	876,392	9,632	9,632	53,450	53,450	954,081	939,474
1.1.1 Reserve Components Called To Active Duty	0	0	689,887	689,887	9,324	9,324	44,036	44,036	743,247	743,247
1.1.2 Imminent Danger or Hostile Fire Pay	0	0	19,717	19,717	0	0	1,258	1,258	20,975	20,975
1.1.3 Family Separation Allowance	0	0	21,646	21,646	-33	-33	1,382	1,382	22,995	22,995
1.1.4 Hardship Duty Pay	0	0	14,741	14,741	341	341	941	941	16,023	16,023
1.1.5 Subsistence	0	0	59,157	59,157	0	0	3,776	3,776	62,933	62,933
1.1.6 Reserve Components Predeployment Training	0	0	53,631	39,024	0	0	0	0	53,631	39,024
1.1.7 Other Military Personnel (Special Pay)	0	0	32,220	32,220	0	0	2,057	2,057	34,277	34,277
1.0 Personnel Sub-Total	0	0	890,999	876,392	9,632	9,632	53,450	53,450	954,081	939,474
Navy/Marine Corps Total	0	0	174,224	132,080	0	0	12,497	10,669	186,721	142,749
Navy Total	0	0	134,653	132,080	0	0	10,827	10,669	145,480	142,749
1.1.1 Reserve Components Called To Active Duty	0	0	103,016	103,016	0	0	9,207	9,207	112,223	112,223
1.1.2 Imminent Danger or Hostile Fire Pay	0	0	2,918	2,918	0	0	262	262	3,180	3,180
1.1.3 Family Separation Allowance	0	0	7,305	7,305	0	0	654	654	7,959	7,959
1.1.4 Hardship Duty Pay	0	0	1,445	1,445	0	0	129	129	1,574	1,574
1.1.5 Subsistence	0	0	9,811	9,811	0	0	0	0	9,811	9,811
1.1.6 Reserve Components Predeployment Training	0	0	2,641	1,995	0	0	0	0	2,641	1,995
1.1.7 Other Military Personnel (Special Pay)	0	0	7,517	5,590	0	0	575	417	8,092	6,007
1.0 Personnel Sub-Total	0	0	134,653	132,080	0	0	10,827	10,669	145,480	142,749
Marine Corps Total	0	0	39,571	0	0	0	1,670	0	41,241	0
1.1.1 Reserve Components Called To Active Duty	0	0	28,719	0	0	0	1,670	0	30,389	0
1.1.2 Imminent Danger or Hostile Fire Pay	0	0	1,864	0	0	0	0	0	1,864	0
1.1.3 Family Separation Allowance	0	0	3,258	0	0	0	0	0	3,258	0
1.1.4 Hardship Duty Pay	0	0	1,323	0	0	0	0	0	1,323	0
1.1.5 Subsistence	0	0	968	0	0	0	0	0	968	0
1.1.6 Reserve Components Predeployment Training	0	0	1,941	0	0	0	0	0	1,941	0
1.1.7 Other Military Personnel (Special Pay)	0	0	100	0	0	0	0	0	100	0
1.1.8 Active Component Overstrength	0	0	1,398	0	0	0	0	0	1,398	0
1.0 Personnel Sub-Total	0	0	39,571	0	0	0	1,670	0	41,241	0
Air Force Total	0	0	330,725	325,500	3,223	3,223	49,941	49,941	383,889	378,664
1.1.1 Reserve Components Called To Active Duty	0	0	244,354	244,354	3,130	3,130	34,982	34,982	282,466	282,466
1.1.2 Imminent Danger or Hostile Fire Pay	0	0	8,284	8,284	0	0	1,644	1,644	9,928	9,928

COST OF WAR
Military Personnel (MILPERS) Summary Execution by Operation, Component, and Cost Breakdown Structure (CBS)
Beginning Fiscal Year - 2017
(Amounts in Thousands)
As of February 28, 2017

Component	Operation Enduring Freedom		Operation Freedom's Sentinel		Operation Noble Eagle		Operation Inherent Resolve		Summary	
	Obligations Year To Date	Disbursements Year To Date	Obligations Year To Date	Disbursements Year To Date	Obligations Year To Date	Disbursements Year To Date	Obligations Year To Date	Disbursements Year To Date	Obligations Year To Date	Disbursements Year To Date
1.1.3 Family Separation Allowance	0	0	9,506	9,506	49	49	1,923	1,923	11,478	11,478
1.1.4 Hardship Duty Pay	0	0	6,615	6,615	0	0	1,341	1,341	7,956	7,956
1.1.5 Subsistence	0	0	37,740	37,740	44	44	7,580	7,580	45,364	45,364
1.1.6 Reserve Components Predeployment Training	0	0	11,031	5,806	0	0	0	0	11,031	5,806
1.1.7 Other Military Personnel (Special Pay)	0	0	13,195	13,195	0	0	2,471	2,471	15,666	15,666
1.0 Personnel Sub-Total	0	0	330,725	325,500	3,223	3,223	49,941	49,941	383,889	378,664

COST OF WAR
Military Personnel (MILPERS) Summary Execution by Operation, Component, Appropriation and Cost Breakdown Structure (CBS)
Beginning Fiscal Year - 2017
(Amounts in Thousands)
As of February 28, 2017

Component and Appropriation	Operation Enduring Freedom		Operation Freedom's Sentinel		Operation Noble Eagle		Operation Inherent Resolve		Summary	
	Obligations Year to Date	Disbursements Year to Date	Obligations Year to Date	Disbursements Year to Date	Obligations Year to Date	Disbursements Year to Date	Obligations Year to Date	Disbursements Year to Date	Obligations Year to Date	Disbursements Year to Date
Grand Total	0	0	1,395,948	1,333,972	12,855	12,855	115,888	114,060	1,524,691	1,460,887
Army Total	0	0	890,999	876,392	9,632	9,632	53,450	53,450	954,081	939,474
Army Active Total	0	0	837,368	837,368	9,632	9,632	53,450	53,450	900,450	900,450
Military Personnel, Army										
1.1.1 Reserve Components Called To Active Duty	0	0	689,887	689,887	9,324	9,324	44,036	44,036	743,247	743,247
1.1.2 Imminent Danger or Hostile Fire Pay	0	0	19,717	19,717	0	0	1,258	1,258	20,975	20,975
1.1.3 Family Separation Allowance	0	0	21,646	21,646	-33	-33	1,382	1,382	22,995	22,995
1.1.4 Hardship Duty Pay	0	0	14,741	14,741	341	341	941	941	16,023	16,023
1.1.5 Subsistence	0	0	59,157	59,157	0	0	3,776	3,776	62,933	62,933
1.1.7 Other Military Personnel (Special Pay)	0	0	32,220	32,220	0	0	2,057	2,057	34,277	34,277
1.0 Personnel Sub-Total	0	0	837,368	837,368	9,632	9,632	53,450	53,450	900,450	900,450
Army Reserve Total	0	0	6,387	4,786	0	0	0	0	6,387	4,786
Reserve Personnel, Army										
1.1.6 Reserve Components Predeployment Training	0	0	6,387	4,786	0	0	0	0	6,387	4,786
1.0 Personnel Sub-Total	0	0	6,387	4,786	0	0	0	0	6,387	4,786
Army National Guard Total	0	0	47,244	34,238	0	0	0	0	47,244	34,238
National Guard Personnel, Army										
1.1.6 Reserve Components Predeployment Training	0	0	47,244	34,238	0	0	0	0	47,244	34,238
1.0 Personnel Sub-Total	0	0	47,244	34,238	0	0	0	0	47,244	34,238
Navy/Marine Corps Total	0	0	174,224	132,080	0	0	12,497	10,669	186,721	142,749
Navy Total	0	0	134,653	132,080	0	0	10,827	10,669	145,480	142,749
Navy Active Total	0	0	132,007	130,080	0	0	10,827	10,669	142,834	140,749
Military Personnel, Navy										
1.1.1 Reserve Components Called To Active Duty	0	0	103,016	103,016	0	0	9,207	9,207	112,223	112,223
1.1.2 Imminent Danger or Hostile Fire Pay	0	0	2,917	2,917	0	0	262	262	3,179	3,179
1.1.3 Family Separation Allowance	0	0	7,305	7,305	0	0	654	654	7,959	7,959
1.1.4 Hardship Duty Pay	0	0	1,441	1,441	0	0	129	129	1,570	1,570
1.1.5 Subsistence	0	0	9,811	9,811	0	0	0	0	9,811	9,811
1.1.7 Other Military Personnel (Special Pay)	0	0	7,517	5,590	0	0	575	417	8,092	6,007
1.0 Personnel Sub-Total	0	0	132,007	130,080	0	0	10,827	10,669	142,834	140,749
Navy Reserve Total	0	0	2,646	2,000	0	0	0	0	2,646	2,000

COST OF WAR
Military Personnel (MILPERS) Summary Execution by Operation, Component, Appropriation and Cost Breakdown Structure (CBS)
Beginning Fiscal Year - 2017
(Amounts in Thousands)
As of February 28, 2017

Component and Appropriation	Operation Enduring Freedom		Operation Freedom's Sentinel		Operation Noble Eagle		Operation Inherent Resolve		Summary	
	Obligations Year to Date	Disbursements Year to Date	Obligations Year to Date	Disbursements Year to Date	Obligations Year to Date	Disbursements Year to Date	Obligations Year to Date	Disbursements Year to Date	Obligations Year to Date	Disbursements Year to Date
Reserve Personnel, Navy										
1.1.2 Imminent Danger or Hostile Fire Pay	0	0	1	1	0	0	0	0	1	1
1.1.4 Hardship Duty Pay	0	0	4	4	0	0	0	0	4	4
1.1.6 Reserve Components Predeployment Training	0	0	2,641	1,995	0	0	0	0	2,641	1,995
1.0 Personnel Sub-Total	0	0	2,646	2,000	0	0	0	0	2,646	2,000
Marine Corps Total	0	0	39,571	0	0	0	1,670	0	41,241	0
Marine Corps Active Total	0	0	37,606	0	0	0	1,670	0	39,276	0
Military Personnel, Marine Corps										
1.1.1 Reserve Components Called To Active Duty	0	0	28,719	0	0	0	1,670	0	30,389	0
1.1.2 Imminent Danger or Hostile Fire Pay	0	0	1,863	0	0	0	0	0	1,863	0
1.1.3 Family Separation Allowance	0	0	3,249	0	0	0	0	0	3,249	0
1.1.4 Hardship Duty Pay	0	0	1,309	0	0	0	0	0	1,309	0
1.1.5 Subsistence	0	0	968	0	0	0	0	0	968	0
1.1.7 Other Military Personnel (Special Pay)	0	0	100	0	0	0	0	0	100	0
1.1.8 Active Component Overstrength	0	0	1,398	0	0	0	0	0	1,398	0
1.0 Personnel Sub-Total	0	0	37,606	0	0	0	1,670	0	39,276	0
Marine Corps Reserve Total	0	0	1,965	0	0	0	0	0	1,965	0
Reserve Personnel, Marine Corps										
1.1.2 Imminent Danger or Hostile Fire Pay	0	0	1	0	0	0	0	0	1	0
1.1.3 Family Separation Allowance	0	0	9	0	0	0	0	0	9	0
1.1.4 Hardship Duty Pay	0	0	14	0	0	0	0	0	14	0
1.1.6 Reserve Components Predeployment Training	0	0	1,941	0	0	0	0	0	1,941	0
1.0 Personnel Sub-Total	0	0	1,965	0	0	0	0	0	1,965	0
Air Force Total	0	0	330,725	325,500	3,223	3,223	49,941	49,941	383,889	378,664
Air Force Active Total	0	0	319,694	319,694	3,223	3,223	49,941	49,941	372,858	372,858
Military Personnel, Air Force										
1.1.1 Reserve Components Called To Active Duty	0	0	244,354	244,354	3,130	3,130	34,982	34,982	282,466	282,466
1.1.2 Imminent Danger or Hostile Fire Pay	0	0	8,284	8,284	0	0	1,644	1,644	9,928	9,928
1.1.3 Family Separation Allowance	0	0	9,506	9,506	49	49	1,923	1,923	11,478	11,478
1.1.4 Hardship Duty Pay	0	0	6,615	6,615	0	0	1,341	1,341	7,956	7,956
1.1.5 Subsistence	0	0	37,740	37,740	44	44	7,580	7,580	45,364	45,364
1.1.7 Other Military Personnel (Special Pay)	0	0	13,195	13,195	0	0	2,471	2,471	15,666	15,666
1.0 Personnel Sub-Total	0	0	319,694	319,694	3,223	3,223	49,941	49,941	372,858	372,858

COST OF WAR
Military Personnel (MILPERS) Summary Execution by Operation, Component, Appropriation and Cost Breakdown Structure (CBS)
Beginning Fiscal Year - 2017
(Amounts in Thousands)
As of February 28, 2017

Component and Appropriation	Operation Enduring Freedom		Operation Freedom's Sentinel		Operation Noble Eagle		Operation Inherent Resolve		Summary	
	Obligations Year to Date	Disbursements Year to Date	Obligations Year to Date	Disbursements Year to Date	Obligations Year to Date	Disbursements Year to Date	Obligations Year to Date	Disbursements Year to Date	Obligations Year to Date	Disbursements Year to Date
Air Force Reserve Total	0	0	9,440	4,496	0	0	0	0	9,440	4,496
Reserve Personnel, Air Force										
1.1.6 Reserve Components Predeployment Training	0	0	9,440	4,496	0	0	0	0	9,440	4,496
1.0 Personnel Sub-Total	0	0	9,440	4,496	0	0	0	0	9,440	4,496
Air Force National Guard Total	0	0	1,591	1,310	0	0	0	0	1,591	1,310
National Guard Personnel, Air Force										
1.1.6 Reserve Components Predeployment Training	0	0	1,591	1,310	0	0	0	0	1,591	1,310
1.0 Personnel Sub-Total	0	0	1,591	1,310	0	0	0	0	1,591	1,310

**Operation and Maintenance Subsidiary Report
(Cost Breakdown Structure)**

COST OF WAR
Operation and Maintenance (O&M) Summary Execution by Operation and Cost Breakdown Structure (CBS)
Fiscal Year 2007 - 2017
(Amounts in Thousands)
As of February 28, 2017

CBS Summary	Operation New Dawn (OND) / Post-OND Iraq Activities		Operation Enduring Freedom		Operation Freedom's Sentinel		Operation Noble Eagle		Operation Inherent Resolve		Summary	
	Obligations Year to Date	Disbursements Year to Date	Obligations Year to Date	Disbursements Year to Date	Obligations Year to Date	Disbursements Year to Date	Obligations Year to Date	Disbursements Year to Date	Obligations Year to Date	Disbursements Year to Date	Obligations Year to Date	Disbursements Year to Date
O&M CBS Summary Total	-14,367	94,967	134,805	11,360	11,600,211	7,202,925	18,898	7,856	2,301,213	1,530,778	14,040,760	8,847,886
1.0 Personnel Costs	465	812	3,159	3,751	132,688	111,214	613	584	8,922	8,162	145,847	124,523
2.0 Personnel Support Costs	-700	16,967	-109,365	-118,804	459,054	255,341	3,093	2,026	149,309	50,838	501,391	206,368
3.0 Operating Support Costs	-3,977	76,597	283,995	67,390	8,110,241	4,561,042	15,083	5,218	1,611,267	1,034,741	10,016,609	5,744,988
4.0 Transportation Costs	-2,155	611	-181	1,084	1,050,452	580,592	109	28	142,944	101,625	1,191,169	683,940
7.0 Other Support Costs	-8,000	-20	-42,803	57,939	1,847,776	1,694,736	0	0	388,771	335,412	2,185,744	2,088,067
1.2.1 Civilian Premium Pay	806	802	671	857	111,022	90,485	181	152	5,936	5,704	118,616	98,000
1.2.2 Civilian Temporary Hires	-341	10	2,488	2,893	21,666	20,730	432	432	2,986	2,458	27,231	26,523
1.2.3 MRAP Vehicles	0	0	0	1	0	-1	0	0	0	0	0	0
1.0 Personnel Sub-Total	465	812	3,159	3,751	132,688	111,214	613	584	8,922	8,162	145,847	124,523
2.1 Temporary Duty (TDY)/Additional Duty (TAD)	-39	238	29,433	5,788	214,559	175,105	3,099	1,993	98,097	26,911	345,149	210,035
2.2 Clothing and Other Personnel Equipment & Supplies	0	-1	52,671	51,200	39,475	-36,801	0	0	1,407	33	93,553	14,431
2.2.1 Organizational Clothing	0	0	258	29	-259	-29	0	0	0	0	-1	0
2.3 Medical Support/Health Services	-661	-184	-202,365	-191,350	117,966	65,339	-6	33	5,218	3,428	-79,848	-122,734
2.4 Reserve Component Activation/Deactivation	0	0	4,684	5,118	-2,256	-3,227	0	0	10	32	2,438	1,923
2.5 Other Personnel Support	0	16,914	4,853	9,299	84,488	51,587	0	0	44,577	20,434	133,918	98,234
2.6 Rest & Recreation	0	0	0	0	1,718	1,718	0	0	0	0	1,718	1,718
2.7 Body Armor	0	0	1,101	1,112	3,363	1,649	0	0	0	0	4,464	2,761
2.0 Personnel Support Sub-Total	-700	16,967	-109,365	-118,804	459,054	255,341	3,093	2,026	149,309	50,838	501,391	206,368
3.1 Training	0	0	2,220	-3,381	172,427	82,583	46	0	1,669	1,291	176,362	80,493
3.1.0 Care-in-Store	0	0	0	0	368	0	0	0	0	0	368	0
3.2 Operations (OPTEMPO) (Fuel, Other POL, Parts)	-8,336	-8,041	-32,650	-25,618	993,130	766,817	4,156	3,984	925,010	791,684	1,881,310	1,528,826
3.2.1 MRAP Vehicles Operation	0	0	147	57	23,486	4,643	0	0	0	0	23,633	4,700
3.3 Other Supplies & Equipment	8,013	8,662	99,128	105,432	461,787	344,721	117	74	147,745	60,221	716,790	519,110
3.4 Facilities/Base Support	0	542	-1,494	28,416	569,689	84,400	1,612	278	14,540	15,686	584,347	129,322
3.4.1 MRAP Vehicles Facilities and Base Support	0	0	0	758	0	5,306	0	0	0	0	0	6,064
3.5.1 Organization Level Maintenance	-1	1	25,740	22,771	28,318	30,378	0	0	4,552	177	58,609	53,327
3.5.2 Intermediate Level Maintenance	-105	0	-83	31	-24,592	-49,719	0	0	0	0	-24,780	-49,688
3.5.3 Depot Level Maintenance	-8,023	15,851	90,929	126,931	2,935,267	1,658,813	0	0	139,645	4,487	3,157,818	1,806,082
3.5.4 Contractor Logistics Support	-2,620	2,046	21,710	15,614	424,025	99,059	5,310	91	36,827	3,740	485,252	120,550
3.5.6 MRAP Vehicles Equipment Maintenance	0	0	9,794	9,850	64,425	-1,070	0	0	0	0	74,219	8,780
3.6 (C4I)	2,112	51,866	569,994	219,475	1,311,036	1,262,395	84	11	85,597	35,892	1,968,823	1,569,639

COST OF WAR
Operation and Maintenance (O&M) Summary Execution by Operation and Cost Breakdown Structure (CBS)
Fiscal Year 2007 - 2017
(Amounts in Thousands)
As of February 28, 2017

	Operation New Dawn (OND) / Post-OND Iraq Activities		Operation Enduring Freedom		Operation Freedom's Sentinel		Operation Noble Eagle		Operation Inherent Resolve		Summary	
	Obligations Year to Date	Disbursements Year to Date	Obligations Year to Date	Disbursements Year to Date	Obligations Year to Date	Disbursements Year to Date	Obligations Year to Date	Disbursements Year to Date	Obligations Year to Date	Disbursements Year to Date	Obligations Year to Date	Disbursements Year to Date
CBS Summary												
3.7 Other Services and Miscellaneous Contracts	4,983	5,670	-501,440	-432,946	1,085,988	272,716	3,758	780	255,682	121,563	848,971	-32,217
3.9 Psychological Operations (Information Operations)	0	0	0	0	64,887	0	0	0	0	64,887	0	0
3.0 Operating Support Sub-Total	-3,977	76,597	283,995	67,390	8,110,241	4,561,042	15,083	5,218	1,611,267	1,034,741	10,016,609	5,744,988
4.1 Airlift	0	610	-2,316	1,703	574,585	378,931	0	0	106,204	98,183	678,473	479,427
4.2 Sealift	0	0	2,604	4,229	38,560	22,375	0	0	0	0	41,164	26,604
4.4 Port Handling/Inland Transportation	0	0	-5,215	250	133,322	38,702	109	28	721	22	128,937	39,002
4.5 Other Transportation	-1,697	3	3,280	6,140	109,389	70,231	0	0	3,877	2,692	114,849	79,066
4.6 Second Destination Transportation	0	-2	1,466	-11,238	192,206	68,829	0	0	31,850	0	225,522	57,589
4.7 MRAP Vehicles Transportation	-458	0	0	0	50	0	0	0	0	0	-408	0
4.8 Retrograde of Personnel and Equipment	0	0	0	0	2,340	1,524	0	0	292	728	2,632	2,252
4.0 Transportation Sub-Total	-2,155	611	-181	1,084	1,050,452	580,592	109	28	142,944	101,625	1,191,169	683,940
7.1.01 Pakistan	0	0	0	0	550,000	399,708	0	0	0	0	550,000	399,708
7.1.12 Jordan (OEF)	0	0	0	0	49,708	49,708	0	0	0	0	49,708	49,708
7.2.1 Transportation Support	0	0	0	0	12,000	3,483	0	0	0	0	12,000	3,483
7.2.2 Logistic Support	0	0	0	0	40,200	7,780	0	0	0	0	40,200	7,780
7.3.02 Defense Forces Sustainment	-3,569	0	-8,563	-192	751,330	750,540	0	0	0	0	739,198	750,348
7.3.03 Defense Forces Infrastructure	0	0	-20,397	1,411	4,916	19,958	0	0	0	0	-15,481	21,369
7.3.04 Defense Forces Equipment and Transportation	-4,431	0	0	0	90,265	88,840	0	0	0	0	85,834	88,840
7.3.05 Defense Forces Training and Operations	0	-20	-158	0	65,585	65,324	0	0	0	0	65,427	65,304
7.3.07 Interior Forces Sustainment	0	0	-8,497	-17	204,825	241,851	0	0	0	0	196,328	241,834
7.3.08 Interior Forces Infrastructure	0	0	-2,229	1,901	9,580	43,006	0	0	0	0	7,351	44,907
7.3.09 Interior Forces Equipment	0	0	-25	0	20,171	22,537	0	0	0	0	20,146	22,537
7.3.10 Interior Forces Training and Operations	0	0	-4,518	14	48,521	13,593	0	0	0	0	44,003	13,607
7.3.14 Detainee Operations Sustainment	0	0	-218	0	3	273	0	0	0	0	-215	273
7.3.15 Detainee Operations Infrastructure	0	0	-1	0	0	0	0	0	0	0	-1	0
7.3.20 Other	0	0	-2,855	-2,322	0	-12,455	0	0	0	0	-2,855	-14,777
7.4.1 Afghanistan (CERP)	0	0	-331	0	672	590	0	0	0	0	341	590
7.5.1 Afghanistan Infrastructure Fund - Power	0	0	4,431	55,326	0	0	0	0	0	0	4,431	55,326
7.5.2 Afghanistan Infrastructure Fund - Transportation	0	0	-77	2,852	0	0	0	0	0	0	-77	2,852
7.5.3 Afghanistan Infrastructure Fund - Water	0	0	635	-1,034	0	0	0	0	0	0	635	-1,034
7.6.1 Trainee Equip/Support	0	0	0	0	0	0	0	0	75,310	17,180	75,310	17,180
7.6.2 U.S. Trainer/Enabler	0	0	0	0	0	0	0	0	28,937	12,504	28,937	12,504
7.7.1 Defense Forces	0	0	0	0	0	0	0	0	284,524	305,728	284,524	305,728

COST OF WAR
Operation and Maintenance (O&M) Summary Execution by Operation and Cost Breakdown Structure (CBS)
Fiscal Year 2007 - 2017
(Amounts in Thousands)
As of February 28, 2017

	Operation New Dawn (OND) / Post-OND Iraq Activities		Operation Enduring Freedom		Operation Freedom's Sentinel		Operation Noble Eagle		Operation Inherent Resolve		Summary	
	Obligations Year to Date	Disbursements Year to Date	Obligations Year to Date	Disbursements Year to Date	Obligations Year to Date	Disbursements Year to Date	Obligations Year to Date	Disbursements Year to Date	Obligations Year to Date	Disbursements Year to Date	Obligations Year to Date	Disbursements Year to Date
CBS Summary												
7.0 Other Support Sub-Total	-8,000	-20	-42,803	57,939	1,847,776	1,694,736	0	0	388,771	335,412	2,185,744	2,088,067

COST OF WAR
Operation and Maintenance (O&M) Summary Execution by Operation, Component, and Cost Breakdown Structure (CBS)
Fiscal Year 2007 - 2017
(Amounts in Thousands)
As of February 28, 2017

Component	Operation New Dawn (OND) / Post-OND Iraq Activities		Operation Enduring Freedom		Operation Freedom's Sentinel		Operation Noble Eagle		Operation Inherent Resolve		Summary	
	Obligations Year To Date	Disbursements Year To Date	Obligations Year To Date	Disbursements Year To Date	Obligations Year To Date	Disbursements Year To Date	Obligations Year To Date	Disbursements Year To Date	Obligations Year To Date	Disbursements Year To Date	Obligations Year To Date	Disbursements Year To Date
Grand Total	-14,367	94,967	134,805	11,360	11,600,211	7,202,925	18,898	7,856	2,301,213	1,530,778	14,040,760	8,847,886
Army Total	-12,247	55,643	-172,469	-382,976	5,424,036	2,905,906	14,339	3,339	1,095,389	474,632	6,349,048	3,056,544
1.2.1 Civilian Premium Pay	806	802	57	240	37,829	22,629	181	152	5,936	5,704	44,809	29,527
1.2.2 Civilian Temporary Hires	0	0	-7	-83	472	548	0	0	211	211	676	676
1.0 Personnel Sub-Total	806	802	50	157	38,301	23,177	181	152	6,147	5,915	45,485	30,203
2.1 Temporary Duty (TDY)/Additional Duty (TAD)	137	182	2,820	-23,346	29,615	54,763	2,564	1,581	84,018	18,506	119,154	51,686
2.2 Clothing and Other Personnel Equipment & Supplies	0	-1	0	0	88,841	10,929	0	0	1,373	0	90,214	10,928
2.2.1 Organizational Clothing	0	0	0	-227	0	227	0	0	0	0	0	0
2.3 Medical Support/Health Services	0	0	-434	-36	13,553	10,659	0	0	4,402	2,860	17,521	13,483
2.4 Reserve Component Activation/Deactivation	0	0	0	0	2,654	1,472	0	0	0	0	2,654	1,472
2.5 Other Personnel Support	0	0	-696	-12	10,565	1,923	0	0	16,238	16,154	26,107	18,065
2.6 Rest & Recreation	0	0	0	0	1,718	1,718	0	0	0	0	1,718	1,718
2.0 Personnel Support Sub-Total	137	181	1,690	-23,621	146,946	81,691	2,564	1,581	106,031	37,520	257,368	97,352
3.1 Training	0	0	-61	-76	112,973	37,938	46	0	0	0	112,958	37,862
3.1.0 Care-in-Store	0	0	0	0	368	0	0	0	0	0	368	0
3.2 Operations (OPTEMPO) (Fuel, Other POL, Parts)	0	0	-695	-12	386,510	301,435	520	348	250,408	48,385	636,743	350,156
3.2.1 MRAP Vehicles Operation	0	0	0	0	23,634	4,562	0	0	0	0	23,634	4,562
3.3 Other Supplies & Equipment	-232	-3	-2,111	-9,403	206,644	91,325	111	70	119,623	27,232	324,035	109,221
3.4 Facilities/Base Support	0	542	-16,550	-439	482,200	21,054	1,587	278	9,746	2,424	476,983	23,859
3.5.1 Organization Level Maintenance	-1	1	-793	-2,746	9,180	6,091	0	0	0	0	8,386	3,346
3.5.2 Intermediate Level Maintenance	-105	0	-94	31	166,374	44,141	0	0	0	0	166,175	44,172
3.5.3 Depot Level Maintenance	-1,887	52	-967	-173	525,471	55,966	0	0	183	183	522,800	56,028
3.5.4 Contractor Logistics Support	-2,618	2,046	-9,679	-11,060	318,027	60,017	5,310	91	11,645	661	322,685	51,755
3.5.6 MRAP Vehicles Equipment Maintenance	0	0	0	0	35,143	722	0	0	0	0	35,143	722
3.6 (C4I)	2,144	51,736	9,372	-345,443	555,288	668,418	84	11	56,696	11,916	623,584	386,638
3.7 Other Services and Miscellaneous Contracts	-2,033	308	-103,098	-40,039	767,858	135,253	3,827	780	172,118	27,414	838,672	123,716
3.9 Psychological Operations (Information Operations)	0	0	0	0	62,249	0	0	0	0	0	62,249	0
3.0 Operating Support Sub-Total	-4,732	54,682	-124,676	-409,360	3,651,919	1,426,922	11,485	1,578	620,419	118,215	4,154,415	1,192,037
4.1 Airlift	0	0	-517	0	94,821	29,250	0	0	0	0	94,304	29,250
4.2 Sealift	0	0	-517	0	0	0	0	0	0	0	-517	0
4.4 Port Handling/Inland Transportation	0	0	-5,493	-14	95,481	27,046	109	28	721	22	90,818	27,082
4.5 Other Transportation	0	0	21	-12	137	18	0	0	0	0	158	6
4.6 Second Destination Transportation	0	-2	-224	-8,065	200,563	83,745	0	0	31,850	0	232,189	75,678

COST OF WAR
Operation and Maintenance (O&M) Summary Execution by Operation, Component, and Cost Breakdown Structure (CBS)
Fiscal Year 2007 - 2017
(Amounts in Thousands)
As of February 28, 2017

Component	Operation New Dawn (OND) / Post-OND Iraq Activities		Operation Enduring Freedom		Operation Freedom's Sentinel		Operation Noble Eagle		Operation Inherent Resolve		Summary	
	Obligations Year To Date	Disbursements Year To Date	Obligations Year To Date	Disbursements Year To Date	Obligations Year To Date	Disbursements Year To Date	Obligations Year To Date	Disbursements Year To Date	Obligations Year To Date	Disbursements Year To Date	Obligations Year To Date	Disbursements Year To Date
4.7 MRAP Vehicles Transportation	-458	0	0	0	0	0	0	0	0	0	-458	0
4.0 Transportation Sub-Total	-458	-2	-6,730	-8,091	391,002	140,059	109	28	32,571	22	416,494	132,016
7.3.02 Defense Forces Sustainment	-3,569	0	-8,563	-192	751,330	750,540	0	0	0	0	739,198	750,348
7.3.03 Defense Forces Infrastructure	0	0	-20,397	1,411	4,916	19,958	0	0	0	0	-15,481	21,369
7.3.04 Defense Forces Equipment and Transportation	-4,431	0	0	0	90,265	88,840	0	0	0	0	85,834	88,840
7.3.05 Defense Forces Training and Operations	0	-20	-158	0	65,585	65,324	0	0	0	0	65,427	65,304
7.3.07 Interior Forces Sustainment	0	0	-8,497	-17	204,825	241,851	0	0	0	0	196,328	241,834
7.3.08 Interior Forces Infrastructure	0	0	-2,229	1,901	9,580	43,006	0	0	0	0	7,351	44,907
7.3.09 Interior Forces Equipment	0	0	-25	0	20,171	22,537	0	0	0	0	20,146	22,537
7.3.10 Interior Forces Training and Operations	0	0	-4,518	14	48,521	13,593	0	0	0	0	44,003	13,607
7.3.14 Detainee Operations Sustainment	0	0	-218	0	3	273	0	0	0	0	-215	273
7.3.15 Detainee Operations Infrastructure	0	0	-1	0	0	0	0	0	0	0	-1	0
7.3.20 Other	0	0	-2,855	-2,322	0	-12,455	0	0	0	0	-2,855	-14,777
7.4.1 Afghanistan (CERP)	0	0	-331	0	672	590	0	0	0	0	341	590
7.5.1 Afghanistan Infrastructure Fund - Power	0	0	4,431	55,326	0	0	0	0	0	0	4,431	55,326
7.5.2 Afghanistan Infrastructure Fund - Transportation	0	0	-77	2,852	0	0	0	0	0	0	-77	2,852
7.5.3 Afghanistan Infrastructure Fund - Water	0	0	635	-1,034	0	0	0	0	0	0	635	-1,034
7.6.1 Trainee Equip/Support	0	0	0	0	0	0	0	0	25,636	2,064	25,636	2,064
7.6.2 U.S. Trainer/Enabler	0	0	0	0	0	0	0	0	20,061	5,168	20,061	5,168
7.7.1 Defense Forces	0	0	0	0	0	0	0	0	284,524	305,728	284,524	305,728
7.0 Other Support Sub-Total	-8,000	-20	-42,803	57,939	1,195,868	1,234,057	0	0	330,221	312,960	1,475,286	1,604,936
Navy/Marine Corps Total	-6,149	15,803	558,975	496,373	1,789,726	1,170,273	0	0	187,199	114,835	2,529,751	1,797,284
Navy Total	0	0	0	0	2,161,696	1,414,146	0	0	146,677	111,714	2,308,373	1,525,860
1.2.1 Civilian Premium Pay	0	0	0	0	38,572	36,308	0	0	0	0	38,572	36,308
1.2.2 Civilian Temporary Hires	0	0	0	0	142	126	0	0	0	0	142	126
1.0 Personnel Sub-Total	0	0	0	0	38,714	36,434	0	0	0	0	38,714	36,434
2.1 Temporary Duty (TDY)/Additional Duty (TAD)	0	0	0	0	52,234	27,792	0	0	906	852	53,140	28,644
2.2 Clothing and Other Personnel Equipment & Supplies	0	0	0	0	977	244	0	0	34	33	1,011	277
2.3 Medical Support/Health Services	0	0	0	0	492	119	0	0	0	0	492	119
2.4 Reserve Component Activation/Deactivation	0	0	0	0	398	296	0	0	0	0	398	296
2.5 Other Personnel Support	0	0	0	0	3,477	1,689	0	0	0	0	3,477	1,689
2.7 Body Armor	0	0	0	0	613	0	0	0	0	0	613	0
2.0 Personnel Support Sub-Total	0	0	0	0	58,191	30,140	0	0	940	885	59,131	31,025

COST OF WAR
Operation and Maintenance (O&M) Summary Execution by Operation, Component, and Cost Breakdown Structure (CBS)
Fiscal Year 2007 - 2017
(Amounts in Thousands)
As of February 28, 2017

Component	Operation New Dawn (OND) / Post-OND Iraq Activities		Operation Enduring Freedom		Operation Freedom's Sentinel		Operation Noble Eagle		Operation Inherent Resolve		Summary	
	Obligations Year To Date	Disbursements Year To Date	Obligations Year To Date	Disbursements Year To Date	Obligations Year To Date	Disbursements Year To Date	Obligations Year To Date	Disbursements Year To Date	Obligations Year To Date	Disbursements Year To Date	Obligations Year To Date	Disbursements Year To Date
3.1 Training	0	0	0	0	21,536	13,203	0	0	0	0	21,536	13,203
3.2 Operations (OPTEMPO) (Fuel, Other POL, Parts)	0	0	0	0	417,055	310,658	0	0	104,080	104,080	521,135	414,738
3.3 Other Supplies & Equipment	0	0	0	0	75,544	46,778	0	0	73	73	75,617	46,851
3.4 Facilities/Base Support	0	0	0	0	37,180	1,602	0	0	0	0	37,180	1,602
3.5.1 Organization Level Maintenance	0	0	0	0	30,596	25,055	0	0	4,552	177	35,148	25,232
3.5.2 Intermediate Level Maintenance	0	0	0	0	16,712	7,559	0	0	0	0	16,712	7,559
3.5.3 Depot Level Maintenance	0	0	0	0	1,172,799	833,390	0	0	21,350	4,070	1,194,149	837,460
3.5.4 Contractor Logistics Support	0	0	0	0	2,790	2,141	0	0	0	0	2,790	2,141
3.6 (C4I)	0	0	0	0	17,597	12,125	0	0	0	0	17,597	12,125
3.7 Other Services and Miscellaneous Contracts	0	0	0	0	90,199	37,438	0	0	14,900	1,647	105,099	39,085
3.0 Operating Support Sub-Total	0	0	0	0	1,882,008	1,289,949	0	0	144,955	110,047	2,026,963	1,399,996
4.1 Airlift	0	0	0	0	92,670	21,862	0	0	782	782	93,452	22,644
4.2 Sealift	0	0	0	0	38,777	23,911	0	0	0	0	38,777	23,911
4.4 Port Handling/Inland Transportation	0	0	0	0	36,700	11,345	0	0	0	0	36,700	11,345
4.5 Other Transportation	0	0	0	0	12,582	181	0	0	0	0	12,582	181
4.6 Second Destination Transportation	0	0	0	0	2,004	324	0	0	0	0	2,004	324
4.7 MRAP Vehicles Transportation	0	0	0	0	50	0	0	0	0	0	50	0
4.0 Transportation Sub-Total	0	0	0	0	182,783	57,623	0	0	782	782	183,565	58,405
Marine Corps Total	-6,149	15,803	558,975	496,373	-371,970	-243,873	0	0	40,522	3,121	221,378	271,424
1.2.1 Civilian Premium Pay	0	0	614	617	-343	-388	0	0	0	0	271	229
1.2.2 Civilian Temporary Hires	0	0	2,497	2,973	-2,406	-2,881	0	0	0	0	91	92
1.2.3 MRAP Vehicles	0	0	0	1	0	-1	0	0	0	0	0	0
1.0 Personnel Sub-Total	0	0	3,111	3,591	-2,749	-3,270	0	0	0	0	362	321
2.1 Temporary Duty (TDY)/Additional Duty (TAD)	8	9	27,828	28,741	-22,335	-18,462	0	0	2,096	880	7,597	11,168
2.2 Clothing and Other Personnel Equipment & Supplies	0	0	52,847	51,318	-52,182	-48,913	0	0	0	0	665	2,405
2.2.1 Organizational Clothing	0	0	258	256	-259	-256	0	0	0	0	-1	0
2.3 Medical Support/Health Services	0	0	1,936	1,887	-950	-1,354	0	0	0	0	986	533
2.4 Reserve Component Activation/Deactivation	0	0	4,684	5,118	-5,308	-4,995	0	10	32	0	-614	155
2.5 Other Personnel Support	0	0	6,175	5,487	13,718	-552	0	0	0	0	19,893	4,935
2.0 Personnel Support Sub-Total	8	9	93,728	92,807	-67,316	-74,532	0	0	2,106	912	28,526	19,196
3.1 Training	0	0	3,060	-3,842	15,466	18,786	0	0	0	2	18,526	14,946
3.2 Operations (OPTEMPO) (Fuel, Other POL, Parts)	0	0	36,794	36,834	-34,944	-29,541	0	0	-79,580	-441	-77,730	6,852
3.2.1 MRAP Vehicles Operation	0	0	147	57	-148	81	0	0	0	0	-1	138

COST OF WAR
Operation and Maintenance (O&M) Summary Execution by Operation, Component, and Cost Breakdown Structure (CBS)
Fiscal Year 2007 - 2017
(Amounts in Thousands)
As of February 28, 2017

Component	Operation New Dawn (OND) / Post-OND Iraq Activities		Operation Enduring Freedom		Operation Freedom's Sentinel		Operation Noble Eagle		Operation Inherent Resolve		Summary	
	Obligations Year To Date	Disbursements Year To Date	Obligations Year To Date	Disbursements Year To Date	Obligations Year To Date	Disbursements Year To Date	Obligations Year To Date	Disbursements Year To Date	Obligations Year To Date	Disbursements Year To Date	Obligations Year To Date	Disbursements Year To Date
3.3 Other Supplies & Equipment	0	0	50,421	43,797	-31,415	-26,514	0	0	-108	14	18,898	17,297
3.4 Facilities/Base Support	0	0	21,462	21,573	-20,861	-18,163	0	0	0	0	601	3,410
3.4.1 MRAP Vehicles Facilities and Base Support	0	0	0	758	0	5,306	0	0	0	0	0	6,064
3.5.1 Organization Level Maintenance	0	0	26,618	25,517	-11,475	-768	0	0	0	0	15,143	24,749
3.5.2 Intermediate Level Maintenance	0	0	11	0	-208,989	-101,795	0	0	0	0	-208,978	-101,795
3.5.3 Depot Level Maintenance	-6,157	15,787	14,796	18,009	223,498	175,351	0	0	118,112	234	350,249	209,381
3.5.4 Contractor Logistics Support	0	0	32,909	22,568	-29,027	-12,034	0	0	0	0	3,882	10,534
3.5.6 MRAP Vehicles Equipment Maintenance	0	0	9,794	9,850	-11,077	-6,363	0	0	0	0	-1,283	3,487
3.6 (C4I)	0	0	19,036	16,113	-18,532	-14,959	0	0	0	0	504	1,154
3.7 Other Services and Miscellaneous Contracts	0	7	238,835	203,333	-160,142	-135,291	0	0	-8	2,400	78,685	70,449
3.0 Operating Support Sub-Total	-6,157	15,794	453,883	394,567	-287,646	-145,904	0	0	38,416	2,209	198,496	266,666
4.1 Airlift	0	0	849	849	-720	-808	0	0	0	0	129	41
4.2 Sealift	0	0	431	1,536	-431	-1,536	0	0	0	0	0	0
4.4 Port Handling/Inland Transportation	0	0	179	127	-175	-123	0	0	0	0	4	4
4.5 Other Transportation	0	0	5,104	6,069	-2,487	-2,433	0	0	0	0	2,617	3,636
4.6 Second Destination Transportation	0	0	1,690	-3,173	-10,441	-15,267	0	0	0	0	-8,751	-18,440
4.8 Retrograde of Personnel and Equipment	0	0	0	0	-5	0	0	0	0	0	-5	0
4.0 Transportation Sub-Total	0	0	8,253	5,408	-14,259	-20,167	0	0	0	0	-6,006	-14,759
Air Force Total	5,304	21,428	-36,314	62,620	2,554,102	2,142,492	4,559	4,517	791,724	838,106	3,319,375	3,069,163
1.2.2 Civilian Temporary Hires	5	10	-2	3	18,169	18,413	432	432	1,504	1,499	20,108	20,357
1.0 Personnel Sub-Total	5	10	-2	3	18,169	18,413	432	432	1,504	1,499	20,108	20,357
2.1 Temporary Duty (TDY)/Additional Duty (TAD)	17	49	-1,110	381	87,676	75,396	535	412	9,250	5,506	96,368	81,744
2.2 Clothing and Other Personnel Equipment & Supplies	0	0	-176	-124	134	551	0	0	0	0	-42	427
2.3 Medical Support/Health Services	0	48	-2,722	53	12,350	13,416	-6	33	816	568	10,438	14,118
2.5 Other Personnel Support	0	14,707	-349	617	31,413	20,402	0	0	28,339	4,280	59,403	40,006
2.7 Body Armor	0	0	1,117	1,112	2,750	1,649	0	0	0	0	3,867	2,761
2.0 Personnel Support Sub-Total	17	14,804	-3,240	2,039	134,323	111,414	529	445	38,405	10,354	170,034	139,056
3.1 Training	0	0	-302	4	8,168	8,927	0	0	293	879	8,159	9,810
3.2 Operations (OPTEMPO) (Fuel, Other POL, Parts)	-8,336	-8,041	-63,553	-63,270	161,051	160,095	3,636	3,636	609,643	609,097	702,441	701,517
3.3 Other Supplies & Equipment	8,246	8,574	50,727	60,288	162,066	211,311	6	4	19,129	32,420	240,174	312,597
3.4 Facilities/Base Support	0	0	-6,396	7,280	67,147	79,869	25	0	4,794	13,262	65,570	100,411
3.5.3 Depot Level Maintenance	21	12	77,079	109,089	1,008,599	593,930	0	0	0	0	1,085,699	703,031
3.5.4 Contractor Logistics Support	0	0	-93	-93	8,263	3,083	0	0	0	0	8,170	2,990

COST OF WAR
Operation and Maintenance (O&M) Summary Execution by Operation, Component, and Cost Breakdown Structure (CBS)
Fiscal Year 2007 - 2017
(Amounts in Thousands)
As of February 28, 2017

Component	Operation New Dawn (OND) / Post-OND Iraq Activities		Operation Enduring Freedom		Operation Freedom's Sentinel		Operation Noble Eagle		Operation Inherent Resolve		Summary	
	Obligations Year To Date	Disbursements Year To Date	Obligations Year To Date	Disbursements Year To Date	Obligations Year To Date	Disbursements Year To Date	Obligations Year To Date	Disbursements Year To Date	Obligations Year To Date	Disbursements Year To Date	Obligations Year To Date	Disbursements Year To Date
3.6 (C4I)	-32	130	542,368	547,326	646,995	536,543	0	0	10,829	6,599	1,200,160	1,090,598
3.7 Other Services and Miscellaneous Contracts	7,080	5,326	-628,570	-600,974	-24,760	95,048	-69	0	35,047	81,948	-611,272	-418,652
3.0 Operating Support Sub-Total	6,979	6,001	-28,740	59,650	2,037,529	1,688,806	3,598	3,640	679,735	744,205	2,699,101	2,502,302
4.1 Airlift	0	610	-2,608	844	292,328	268,990	0	0	68,422	75,273	358,142	345,717
4.2 Sealift	0	0	1	1	14	0	0	0	0	0	15	1
4.5 Other Transportation	-1,697	3	-1,725	83	69,394	53,345	0	0	2,797	2,692	68,769	56,123
4.8 Retrograde of Personnel and Equipment	0	0	0	0	2,345	1,524	0	0	292	728	2,637	2,252
4.0 Transportation Sub-Total	-1,697	613	-4,332	928	364,081	323,859	0	0	71,511	78,693	429,563	404,093
7.6.2 U.S. Trainer/Enabler	0	0	0	0	0	0	0	0	569	3,355	569	3,355
7.0 Other Support Sub-Total	0	0	0	0	0	0	0	0	569	3,355	569	3,355
Defense Health Program Total	-661	-232	-201,143	-193,292	90,635	42,101	0	0	0	0	-111,169	-151,423
2.3 Medical Support/Health Services	-661	-232	-201,143	-193,292	90,635	42,101	0	0	0	0	-111,169	-151,423
2.0 Personnel Support Sub-Total	-661	-232	-201,143	-193,292	90,635	42,101	0	0	0	0	-111,169	-151,423
Defense Agency Total	-614	2,325	-14,244	28,635	1,741,712	942,153	0	0	226,901	103,205	1,953,755	1,076,318
1.2.1 Civilian Premium Pay	0	0	0	0	34,964	31,936	0	0	0	0	34,964	31,936
1.2.2 Civilian Temporary Hires	-346	0	0	0	5,289	4,524	0	0	1,271	748	6,214	5,272
1.0 Personnel Sub-Total	-346	0	0	0	40,253	36,460	0	0	1,271	748	41,178	37,208
2.1 Temporary Duty (TDY)/Additional Duty (TAD)	-201	-2	-105	12	67,369	35,616	0	0	1,827	1,167	68,890	36,793
2.2 Clothing and Other Personnel Equipment & Supplies	0	0	0	6	1,705	388	0	0	0	0	1,705	394
2.3 Medical Support/Health Services	0	0	-2	38	1,886	398	0	0	0	0	1,884	436
2.5 Other Personnel Support	0	2,207	-277	3,207	25,315	28,125	0	0	0	0	25,038	33,539
2.7 Body Armor	0	0	-16	0	0	0	0	0	0	0	-16	0
2.0 Personnel Support Sub-Total	-201	2,205	-400	3,263	96,275	64,527	0	0	1,827	1,167	97,501	71,162
3.1 Training	0	0	-477	533	14,284	3,729	0	0	1,376	410	15,183	4,672
3.2 Operations (OPTEMPO) (Fuel, Other POL, Parts)	0	0	-5,196	830	63,458	24,170	0	0	40,459	30,563	98,721	55,563
3.3 Other Supplies & Equipment	-1	91	91	10,750	48,948	21,821	0	0	9,028	482	58,066	33,144
3.4 Facilities/Base Support	0	0	-10	2	4,023	38	0	0	0	0	4,013	40
3.5.1 Organization Level Maintenance	0	0	-85	0	17	0	0	0	0	0	-68	0
3.5.2 Intermediate Level Maintenance	0	0	0	0	1,311	376	0	0	0	0	1,311	376
3.5.3 Depot Level Maintenance	0	0	21	6	4,900	176	0	0	0	0	4,921	182
3.5.4 Contractor Logistics Support	-2	0	-1,427	4,199	123,972	45,852	0	0	25,182	3,079	147,725	53,130
3.5.6 MRAP Vehicles Equipment Maintenance	0	0	0	0	40,359	4,571	0	0	0	0	40,359	4,571
3.6 (C4I)	0	0	-782	1,479	109,688	60,268	0	0	18,072	17,377	126,978	79,124

COST OF WAR
Operation and Maintenance (O&M) Summary Execution by Operation, Component, and Cost Breakdown Structure (CBS)
Fiscal Year 2007 - 2017
(Amounts in Thousands)
As of February 28, 2017

Component	Operation New Dawn (OND) / Post-OND Iraq Activities		Operation Enduring Freedom		Operation Freedom's Sentinel		Operation Noble Eagle		Operation Inherent Resolve		Summary	
	Obligations Year To Date	Disbursements Year To Date	Obligations Year To Date	Disbursements Year To Date	Obligations Year To Date	Disbursements Year To Date	Obligations Year To Date	Disbursements Year To Date	Obligations Year To Date	Disbursements Year To Date	Obligations Year To Date	Disbursements Year To Date
3.7 Other Services and Miscellaneous Contracts	-64	29	-8,607	4,734	412,833	140,268	0	0	33,625	8,154	437,787	153,185
3.9 Psychological Operations (Information Operations)	0	0	0	0	2,638	0	0	0	0	0	2,638	0
3.0 Operating Support Sub-Total	-67	120	-16,472	22,533	826,431	301,269	0	0	127,742	60,065	937,634	383,987
4.1 Airlift	0	0	-40	10	95,486	59,637	0	0	37,000	22,128	132,446	81,775
4.2 Sealift	0	0	2,689	2,692	200	0	0	0	0	0	2,889	2,692
4.4 Port Handling/Inland Transportation	0	0	99	137	1,316	434	0	0	0	0	1,415	571
4.5 Other Transportation	0	0	-120	0	29,763	19,120	0	0	1,080	0	30,723	19,120
4.6 Second Destination Transportation	0	0	0	0	80	27	0	0	0	0	80	27
4.0 Transportation Sub-Total	0	0	2,628	2,839	126,845	79,218	0	0	38,080	22,128	167,553	104,185
7.1.01 Pakistan	0	0	0	0	550,000	399,708	0	0	0	0	550,000	399,708
7.1.12 Jordan (OEF)	0	0	0	0	49,708	49,708	0	0	0	0	49,708	49,708
7.2.1 Transportation Support	0	0	0	0	12,000	3,483	0	0	0	0	12,000	3,483
7.2.2 Logistic Support	0	0	0	0	40,200	7,780	0	0	0	0	40,200	7,780
7.6.1 Trainee Equip/Support	0	0	0	0	0	0	0	0	49,674	15,116	49,674	15,116
7.6.2 U.S. Trainer/Enabler	0	0	0	0	0	0	0	0	8,307	3,981	8,307	3,981
7.0 Other Support Sub-Total	0	0	0	0	651,908	460,679	0	0	57,981	19,097	709,889	479,776

COST OF WAR
Operation and Maintenance (O&M) Summary Execution by Operation, Component, Appropriation and Cost Breakdown Structure (CBS)
Fiscal Year 2007 - 2017
(Amounts in Thousands)
As of February 28, 2017

Component and Appropriation	Operation New Dawn (OND) / Post-OND Iraq Activities		Operation Enduring Freedom		Operation Freedom's Sentinel		Operation Noble Eagle		Operation Inherent Resolve		Summary	
	Obligations Year to Date	Disbursements Year to Date	Obligations Year to Date	Disbursements Year to Date	Obligations Year to Date	Disbursements Year to Date	Obligations Year to Date	Disbursements Year to Date	Obligations Year to Date	Disbursements Year to Date	Obligations Year to Date	Disbursements Year to Date
Grand Total	-14,367	94,967	134,805	11,360	11,600,211	7,202,925	18,898	7,856	2,301,213	1,530,778	14,040,760	8,847,886
Army Total	-12,247	55,643	-172,469	-382,976	5,424,036	2,905,906	14,339	3,339	1,095,389	474,632	6,349,048	3,056,544
Army Active Total	-12,247	55,643	-172,732	-382,655	5,398,671	2,897,592	14,339	3,339	1,095,389	474,632	6,323,420	3,048,551
Operation and Maintenance, Army												
1.2.1 Civilian Premium Pay	806	802	57	240	37,797	22,601	181	152	5,936	5,704	44,777	29,499
1.2.2 Civilian Temporary Hires	0	0	-7	-83	472	548	0	0	211	211	676	676
1.0 Personnel Sub-Total	806	802	50	157	38,269	23,149	181	152	6,147	5,915	45,453	30,175
2.1 Temporary Duty (TDY)/Additional Duty (TAD)	137	182	2,820	-23,346	26,397	53,117	2,564	1,581	84,018	18,506	115,936	50,040
2.2 Clothing and Other Personnel Equipment & Supplies	0	-1	0	0	88,732	10,926	0	0	1,373	0	90,105	10,925
2.2.1 Organizational Clothing	0	0	0	-227	0	227	0	0	0	0	0	0
2.3 Medical Support/Health Services	0	0	-434	-36	13,492	10,643	0	0	4,402	2,860	17,460	13,467
2.5 Other Personnel Support	0	0	-696	-12	7,648	1,126	0	0	16,238	16,154	23,190	17,268
2.6 Rest & Recreation	0	0	0	0	1,718	1,718	0	0	0	0	1,718	1,718
2.0 Personnel Support Sub-Total	137	181	1,690	-23,621	137,987	77,757	2,564	1,581	106,031	37,520	248,409	93,418
3.1 Training	0	0	-61	-76	112,914	37,914	46	0	0	0	112,899	37,838
3.1.0 Care-in-Store	0	0	0	0	368	0	0	0	0	0	368	0
3.2 Operations (OPTEMPO) (Fuel, Other POL, Parts)	0	0	-695	-12	382,130	299,679	520	348	250,408	48,385	632,363	348,400
3.2.1 MRAP Vehicles Operation	0	0	0	0	23,634	4,562	0	0	0	0	23,634	4,562
3.3 Other Supplies & Equipment	-232	-3	-2,111	-9,403	202,407	90,544	111	70	119,623	27,232	319,798	108,440
3.4 Facilities/Base Support	0	542	-16,550	-439	481,824	20,816	1,587	278	9,746	2,424	476,607	23,621
3.5.1 Organization Level Maintenance	-1	1	-793	-2,746	9,180	6,091	0	0	0	0	8,386	3,346
3.5.2 Intermediate Level Maintenance	-105	0	-94	31	166,374	44,141	0	0	0	0	166,175	44,172
3.5.3 Depot Level Maintenance	-1,887	52	-967	-173	525,471	55,966	0	0	183	183	522,800	56,028
3.5.4 Contractor Logistics Support	-2,618	2,046	-9,679	-11,060	318,026	60,017	5,310	91	11,645	661	322,684	51,755
3.5.6 MRAP Vehicles Equipment Maintenance	0	0	0	0	35,143	722	0	0	0	0	35,143	722
3.6 (C4I)	2,144	51,736	9,372	-345,441	552,359	667,677	84	11	56,696	11,916	620,655	385,899
3.7 Other Services and Miscellaneous Contracts	-2,033	308	-103,361	-39,720	763,960	134,640	3,827	780	172,118	27,414	834,511	123,422
3.9 Psychological Operations (Information Operations)	0	0	0	0	62,249	0	0	0	0	0	62,249	0
3.0 Operating Support Sub-Total	-4,732	54,682	-124,939	-409,039	3,636,039	1,422,769	11,485	1,578	620,419	118,215	4,138,272	1,188,205
4.1 Airlift	0	0	-517	0	94,821	29,250	0	0	0	0	94,304	29,250
4.2 Sealift	0	0	-517	0	0	0	0	0	0	0	-517	0
4.4 Port Handling/Inland Transportation	0	0	-5,493	-14	94,987	26,847	109	28	721	22	90,324	26,883
4.5 Other Transportation	0	0	21	-12	137	18	0	0	0	0	158	6

COST OF WAR
Operation and Maintenance (O&M) Summary Execution by Operation, Component, Appropriation and Cost Breakdown Structure (CBS)
Fiscal Year 2007 - 2017
(Amounts in Thousands)
As of February 28, 2017

Component and Appropriation	Operation New Dawn (OND) / Post-OND Iraq Activities		Operation Enduring Freedom		Operation Freedom's Sentinel		Operation Noble Eagle		Operation Inherent Resolve		Summary	
	Obligations Year to Date	Disbursements Year to Date	Obligations Year to Date	Disbursements Year to Date	Obligations Year to Date	Disbursements Year to Date	Obligations Year to Date	Disbursements Year to Date	Obligations Year to Date	Disbursements Year to Date	Obligations Year to Date	Disbursements Year to Date
4.6 Second Destination Transportation	0	-2	-224	-8,065	200,563	83,745	0	0	31,850	0	232,189	75,678
4.7 MRAP Vehicles Transportation	-458	0	0	0	0	0	0	0	0	0	-458	0
4.0 Transportation Sub-Total	-458	-2	-6,730	-8,091	390,508	139,860	109	28	32,571	22	416,000	131,817
7.4.1 Afghanistan (CERP)	0	0	-331	0	672	590	0	0	0	0	341	590
7.6.1 Trainee Equip/Support	0	0	0	0	0	0	0	0	25,636	2,064	25,636	2,064
7.6.2 U.S. Trainer/Enabler	0	0	0	0	0	0	0	0	20,061	5,168	20,061	5,168
7.0 Other Support Sub-Total	0	0	-331	0	672	590	0	0	45,697	7,232	46,038	7,822
Afghanistan Security Forces Fund, Army												
7.3.02 Defense Forces Sustainment	0	0	-8,563	-192	751,330	750,540	0	0	0	0	742,767	750,348
7.3.03 Defense Forces Infrastructure	0	0	-20,397	1,411	4,916	19,958	0	0	0	0	-15,481	21,369
7.3.04 Defense Forces Equipment and Transportation	0	0	0	0	90,265	88,840	0	0	0	0	90,265	88,840
7.3.05 Defense Forces Training and Operations	0	0	-158	0	65,585	65,324	0	0	0	0	65,427	65,324
7.3.07 Interior Forces Sustainment	0	0	-8,497	-17	204,825	241,851	0	0	0	0	196,328	241,834
7.3.08 Interior Forces Infrastructure	0	0	-2,229	1,901	9,580	43,006	0	0	0	0	7,351	44,907
7.3.09 Interior Forces Equipment	0	0	-25	0	20,171	22,537	0	0	0	0	20,146	22,537
7.3.10 Interior Forces Training and Operations	0	0	-4,518	14	48,521	13,593	0	0	0	0	44,003	13,607
7.3.14 Detainee Operations Sustainment	0	0	-218	0	3	273	0	0	0	0	-215	273
7.3.15 Detainee Operations Infrastructure	0	0	-1	0	0	0	0	0	0	0	-1	0
7.3.20 Other	0	0	-2,855	-2,322	0	-12,455	0	0	0	0	-2,855	-14,777
7.0 Other Support Sub-Total	0	0	-47,461	795	1,195,196	1,233,467	0	0	0	0	1,147,735	1,234,262
Iraq Security Forces Fund, Army												
7.3.02 Defense Forces Sustainment	-3,569	0	0	0	0	0	0	0	0	0	-3,569	0
7.3.04 Defense Forces Equipment and Transportation	-4,431	0	0	0	0	0	0	0	0	0	-4,431	0
7.3.05 Defense Forces Training and Operations	0	-20	0	0	0	0	0	0	0	0	0	-20
7.0 Other Support Sub-Total	-8,000	-20	0	0	0	0	0	0	0	0	-8,000	-20
Afghanistan Infrastructure Fund, Army												
7.5.1 Afghanistan Infrastructure Fund - Power	0	0	4,431	55,326	0	0	0	0	0	0	4,431	55,326
7.5.2 Afghanistan Infrastructure Fund - Transportation	0	0	-77	2,852	0	0	0	0	0	0	-77	2,852
7.5.3 Afghanistan Infrastructure Fund - Water	0	0	635	-1,034	0	0	0	0	0	0	635	-1,034
7.0 Other Support Sub-Total	0	0	4,989	57,144	0	0	0	0	0	0	4,989	57,144
Iraq Train and Equip Fund												
7.7.1 Defense Forces	0	0	0	0	0	0	0	0	284,524	305,728	284,524	305,728
7.0 Other Support Sub-Total	0	0	0	0	0	0	0	0	284,524	305,728	284,524	305,728

COST OF WAR
Operation and Maintenance (O&M) Summary Execution by Operation, Component, Appropriation and Cost Breakdown Structure (CBS)
Fiscal Year 2007 - 2017
(Amounts in Thousands)
As of February 28, 2017

Component and Appropriation	Operation New Dawn (OND) / Post-OND Iraq Activities		Operation Enduring Freedom		Operation Freedom's Sentinel		Operation Noble Eagle		Operation Inherent Resolve		Summary	
	Obligations Year to Date	Disbursements Year to Date	Obligations Year to Date	Disbursements Year to Date	Obligations Year to Date	Disbursements Year to Date	Obligations Year to Date	Disbursements Year to Date	Obligations Year to Date	Disbursements Year to Date	Obligations Year to Date	Disbursements Year to Date
Army Reserve Total	0	0	0	0	6,599	2,122	0	0	0	0	6,599	2,122
Operation and Maintenance, Army Reserve												
2.1 Temporary Duty (TDY)/Additional Duty (TAD)	0	0	0	0	3,184	1,619	0	0	0	0	3,184	1,619
2.5 Other Personnel Support	0	0	0	0	2,295	481	0	0	0	0	2,295	481
2.0 Personnel Support Sub-Total	0	0	0	0	5,479	2,100	0	0	0	0	5,479	2,100
3.3 Other Supplies & Equipment	0	0	0	0	63	22	0	0	0	0	63	22
3.4 Facilities/Base Support	0	0	0	0	1	0	0	0	0	0	1	0
3.7 Other Services and Miscellaneous Contracts	0	0	0	0	945	0	0	0	0	0	945	0
3.0 Operating Support Sub-Total	0	0	0	0	1,009	22	0	0	0	0	1,009	22
4.4 Port Handling/Inland Transportation	0	0	0	0	111	0	0	0	0	0	111	0
4.0 Transportation Sub-Total	0	0	0	0	111	0	0	0	0	0	111	0
Army National Guard Total	0	0	263	-321	18,766	6,192	0	0	0	0	19,029	5,871
Operation and Maintenance, Army Natl Guard												
1.2.1 Civilian Premium Pay	0	0	0	0	32	28	0	0	0	0	32	28
1.0 Personnel Sub-Total	0	0	0	0	32	28	0	0	0	0	32	28
2.1 Temporary Duty (TDY)/Additional Duty (TAD)	0	0	0	0	34	27	0	0	0	0	34	27
2.2 Clothing and Other Personnel Equipment & Supplies	0	0	0	0	109	3	0	0	0	0	109	3
2.3 Medical Support/Health Services	0	0	0	0	61	16	0	0	0	0	61	16
2.4 Reserve Component Activation/Deactivation	0	0	0	0	2,654	1,472	0	0	0	0	2,654	1,472
2.5 Other Personnel Support	0	0	0	0	622	316	0	0	0	0	622	316
2.0 Personnel Support Sub-Total	0	0	0	0	3,480	1,834	0	0	0	0	3,480	1,834
3.1 Training	0	0	0	0	59	24	0	0	0	0	59	24
3.2 Operations (OPTEMPO) (Fuel, Other POL, Parts)	0	0	0	0	4,380	1,756	0	0	0	0	4,380	1,756
3.3 Other Supplies & Equipment	0	0	0	0	4,174	759	0	0	0	0	4,174	759
3.4 Facilities/Base Support	0	0	0	0	375	238	0	0	0	0	375	238
3.5.4 Contractor Logistics Support	0	0	0	0	1	0	0	0	0	0	1	0
3.6 (C4I)	0	0	0	-2	2,929	741	0	0	0	0	2,929	739
3.7 Other Services and Miscellaneous Contracts	0	0	263	-319	2,953	613	0	0	0	0	3,216	294
3.0 Operating Support Sub-Total	0	0	263	-321	14,871	4,131	0	0	0	0	15,134	3,810
4.4 Port Handling/Inland Transportation	0	0	0	0	383	199	0	0	0	0	383	199
4.0 Transportation Sub-Total	0	0	0	0	383	199	0	0	0	0	383	199
Navy/Marine Corps Total	-6,149	15,803	558,975	496,373	1,789,726	1,170,273	0	0	187,199	114,835	2,529,751	1,797,284
Navy Total	0	0	0	0	2,161,696	1,414,146	0	0	146,677	111,714	2,308,373	1,525,860

COST OF WAR
Operation and Maintenance (O&M) Summary Execution by Operation, Component, Appropriation and Cost Breakdown Structure (CBS)
Fiscal Year 2007 - 2017
(Amounts in Thousands)
As of February 28, 2017

Component and Appropriation	Operation New Dawn (OND) / Post-OND Iraq Activities		Operation Enduring Freedom		Operation Freedom's Sentinel		Operation Noble Eagle		Operation Inherent Resolve		Summary	
	Obligations Year to Date	Disbursements Year to Date	Obligations Year to Date	Disbursements Year to Date	Obligations Year to Date	Disbursements Year to Date	Obligations Year to Date	Disbursements Year to Date	Obligations Year to Date	Disbursements Year to Date	Obligations Year to Date	Disbursements Year to Date
Navy Active Total	0	0	0	0	2,143,549	1,412,313	0	0	146,677	111,714	2,290,226	1,524,027
Operation and Maintenance, Navy												
1.2.1 Civilian Premium Pay	0	0	0	0	38,572	36,308	0	0	0	0	38,572	36,308
1.2.2 Civilian Temporary Hires	0	0	0	0	142	126	0	0	0	0	142	126
1.0 Personnel Sub-Total	0	0	0	0	38,714	36,434	0	0	0	0	38,714	36,434
2.1 Temporary Duty (TDY)/Additional Duty (TAD)	0	0	0	0	52,234	27,792	0	0	906	852	53,140	28,644
2.2 Clothing and Other Personnel Equipment & Supplies	0	0	0	0	886	244	0	0	34	33	920	277
2.3 Medical Support/Health Services	0	0	0	0	452	119	0	0	0	0	452	119
2.5 Other Personnel Support	0	0	0	0	3,477	1,689	0	0	0	0	3,477	1,689
2.7 Body Armor	0	0	0	0	613	0	0	0	0	0	613	0
2.0 Personnel Support Sub-Total	0	0	0	0	57,662	29,844	0	0	940	885	58,602	30,729
3.1 Training	0	0	0	0	21,409	13,203	0	0	0	0	21,409	13,203
3.2 Operations (OPTEMPO) (Fuel, Other POL, Parts)	0	0	0	0	417,055	310,658	0	0	104,080	104,080	521,135	414,738
3.3 Other Supplies & Equipment	0	0	0	0	75,544	46,778	0	0	73	73	75,617	46,851
3.4 Facilities/Base Support	0	0	0	0	37,180	1,602	0	0	0	0	37,180	1,602
3.5.1 Organization Level Maintenance	0	0	0	0	30,596	25,055	0	0	4,552	177	35,148	25,232
3.5.2 Intermediate Level Maintenance	0	0	0	0	16,712	7,559	0	0	0	0	16,712	7,559
3.5.3 Depot Level Maintenance	0	0	0	0	1,156,242	831,859	0	0	21,350	4,070	1,177,592	835,929
3.5.4 Contractor Logistics Support	0	0	0	0	2,790	2,141	0	0	0	0	2,790	2,141
3.6 (C4I)	0	0	0	0	17,597	12,125	0	0	0	0	17,597	12,125
3.7 Other Services and Miscellaneous Contracts	0	0	0	0	89,284	37,438	0	0	14,900	1,647	104,184	39,085
3.0 Operating Support Sub-Total	0	0	0	0	1,864,409	1,288,418	0	0	144,955	110,047	2,009,364	1,398,465
4.1 Airlift	0	0	0	0	92,670	21,862	0	0	782	782	93,452	22,644
4.2 Sealift	0	0	0	0	38,777	23,911	0	0	0	0	38,777	23,911
4.4 Port Handling/Inland Transportation	0	0	0	0	36,700	11,345	0	0	0	0	36,700	11,345
4.5 Other Transportation	0	0	0	0	12,582	181	0	0	0	0	12,582	181
4.6 Second Destination Transportation	0	0	0	0	1,985	318	0	0	0	0	1,985	318
4.7 MRAP Vehicles Transportation	0	0	0	0	50	0	0	0	0	0	50	0
4.0 Transportation Sub-Total	0	0	0	0	182,764	57,617	0	0	782	782	183,546	58,399
Navy Reserve Total	0	0	0	0	18,147	1,833	0	0	0	0	18,147	1,833
Operation and Maintenance, Navy Reserve												
2.2 Clothing and Other Personnel Equipment & Supplies	0	0	0	0	91	0	0	0	0	0	91	0
2.3 Medical Support/Health Services	0	0	0	0	40	0	0	0	0	0	40	0

COST OF WAR
Operation and Maintenance (O&M) Summary Execution by Operation, Component, Appropriation and Cost Breakdown Structure (CBS)
Fiscal Year 2007 - 2017
(Amounts in Thousands)
As of February 28, 2017

Component and Appropriation	Operation New Dawn (OND) / Post-OND Iraq Activities		Operation Enduring Freedom		Operation Freedom's Sentinel		Operation Noble Eagle		Operation Inherent Resolve		Summary	
	Obligations Year to Date	Disbursements Year to Date	Obligations Year to Date	Disbursements Year to Date	Obligations Year to Date	Disbursements Year to Date	Obligations Year to Date	Disbursements Year to Date	Obligations Year to Date	Disbursements Year to Date	Obligations Year to Date	Disbursements Year to Date
2.4 Reserve Component Activation/Deactivation	0	0	0	0	398	296	0	0	0	0	398	296
2.0 Personnel Support Sub-Total	0	0	0	0	529	296	0	0	0	0	529	296
3.1 Training	0	0	0	0	127	0	0	0	0	0	127	0
3.5.3 Depot Level Maintenance	0	0	0	0	16,557	1,531	0	0	0	0	16,557	1,531
3.7 Other Services and Miscellaneous Contracts	0	0	0	0	915	0	0	0	0	0	915	0
3.0 Operating Support Sub-Total	0	0	0	0	17,599	1,531	0	0	0	0	17,599	1,531
4.6 Second Destination Transportation	0	0	0	0	19	6	0	0	0	0	19	6
4.0 Transportation Sub-Total	0	0	0	0	19	6	0	0	0	0	19	6
Marine Corps Total	-6,149	15,803	558,975	496,373	-371,970	-243,873	0	0	40,522	3,121	221,378	271,424
Marine Corps Active Total	-6,149	15,803	558,983	495,093	-373,779	-247,361	0	0	40,522	3,121	219,577	266,656
Operation and Maintenance, Marine Corps												
1.2.1 Civilian Premium Pay	0	0	614	617	-343	-388	0	0	0	0	271	229
1.2.2 Civilian Temporary Hires	0	0	2,497	2,973	-2,406	-2,881	0	0	0	0	91	92
1.2.3 MRAP Vehicles	0	0	0	1	0	-1	0	0	0	0	0	0
1.0 Personnel Sub-Total	0	0	3,111	3,591	-2,749	-3,270	0	0	0	0	362	321
2.1 Temporary Duty (TDY)/Additional Duty (TAD)	8	9	27,827	27,721	-24,423	-21,848	0	0	2,096	880	5,508	6,762
2.2 Clothing and Other Personnel Equipment & Supplies	0	0	52,847	51,361	-52,233	-49,008	0	0	0	0	614	2,353
2.2.1 Organizational Clothing	0	0	258	256	-259	-256	0	0	0	0	-1	0
2.3 Medical Support/Health Services	0	0	1,936	1,887	-950	-1,354	0	0	0	0	986	533
2.4 Reserve Component Activation/Deactivation	0	0	4,684	5,118	-5,389	-5,077	0	0	10	32	-695	73
2.5 Other Personnel Support	0	0	6,175	5,487	13,718	-552	0	0	0	0	19,893	4,935
2.0 Personnel Support Sub-Total	8	9	93,727	91,830	-69,536	-78,095	0	0	2,106	912	26,305	14,656
3.1 Training	0	0	3,070	-3,842	15,466	18,786	0	0	0	2	18,536	14,946
3.2 Operations (OPTEMPO) (Fuel, Other POL, Parts)	0	0	36,792	36,832	-34,175	-28,761	0	0	-79,580	-441	-76,963	7,630
3.2.1 MRAP Vehicles Operation	0	0	147	57	-148	81	0	0	0	0	-1	138
3.3 Other Supplies & Equipment	0	0	50,421	43,797	-31,415	-26,514	0	0	-108	14	18,898	17,297
3.4 Facilities/Base Support	0	0	21,462	21,573	-20,861	-18,163	0	0	0	0	601	3,410
3.4.1 MRAP Vehicles Facilities and Base Support	0	0	0	758	0	5,306	0	0	0	0	0	6,064
3.5.1 Organization Level Maintenance	0	0	26,618	25,517	-11,475	-768	0	0	0	0	15,143	24,749
3.5.2 Intermediate Level Maintenance	0	0	11	0	-208,989	-101,795	0	0	0	0	-208,978	-101,795
3.5.3 Depot Level Maintenance	-6,157	15,787	14,796	18,009	223,498	175,351	0	0	118,112	234	350,249	209,381
3.5.4 Contractor Logistics Support	0	0	32,909	22,568	-29,027	-12,034	0	0	0	0	3,882	10,534
3.5.6 MRAP Vehicles Equipment Maintenance	0	0	9,794	9,850	-11,077	-6,363	0	0	0	0	-1,283	3,487

COST OF WAR
Operation and Maintenance (O&M) Summary Execution by Operation, Component, Appropriation and Cost Breakdown Structure (CBS)
Fiscal Year 2007 - 2017
(Amounts in Thousands)
As of February 28, 2017

Component and Appropriation	Operation New Dawn (OND) / Post-OND Iraq Activities		Operation Enduring Freedom		Operation Freedom's Sentinel		Operation Noble Eagle		Operation Inherent Resolve		Summary	
	Obligations Year to Date	Disbursements Year to Date	Obligations Year to Date	Disbursements Year to Date	Obligations Year to Date	Disbursements Year to Date	Obligations Year to Date	Disbursements Year to Date	Obligations Year to Date	Disbursements Year to Date	Obligations Year to Date	Disbursements Year to Date
3.6 (C4I)	0	0	19,036	16,113	-18,920	-15,692	0	0	0	0	116	421
3.7 Other Services and Miscellaneous Contracts	0	7	238,836	203,032	-160,112	-135,263	0	0	-8	2,400	78,716	70,176
3.0 Operating Support Sub-Total	-6,157	15,794	453,892	394,264	-287,235	-145,829	0	0	38,416	2,209	198,916	266,438
4.1 Airlift	0	0	849	849	-720	-808	0	0	0	0	129	41
4.2 Sealift	0	0	431	1,536	-431	-1,536	0	0	0	0	0	0
4.4 Port Handling/Inland Transportation	0	0	179	127	-175	-123	0	0	0	0	4	4
4.5 Other Transportation	0	0	5,104	6,069	-2,487	-2,433	0	0	0	0	2,617	3,636
4.6 Second Destination Transportation	0	0	1,690	-3,173	-10,441	-15,267	0	0	0	0	-8,751	-18,440
4.8 Retrograde of Personnel and Equipment	0	0	0	0	-5	0	0	0	0	0	-5	0
4.0 Transportation Sub-Total	0	0	8,253	5,408	-14,259	-20,167	0	0	0	0	-6,006	-14,759
Marine Corps Reserve Total	0	0	-8	1,280	1,809	3,488	0	0	0	0	1,801	4,768
Operation and Maintenance, USMC Reserve												
2.1 Temporary Duty (TDY)/Additional Duty (TAD)	0	0	1	1,020	2,088	3,386	0	0	0	0	2,089	4,406
2.2 Clothing and Other Personnel Equipment & Supplies	0	0	0	-43	51	95	0	0	0	0	51	52
2.4 Reserve Component Activation/Deactivation	0	0	0	0	81	82	0	0	0	0	81	82
2.0 Personnel Support Sub-Total	0	0	1	977	2,220	3,563	0	0	0	0	2,221	4,540
3.1 Training	0	0	-10	0	0	0	0	0	0	0	-10	0
3.2 Operations (OPTEMPO) (Fuel, Other POL, Parts)	0	0	2	2	-769	-780	0	0	0	0	-767	-778
3.6 (C4I)	0	0	0	0	388	733	0	0	0	0	388	733
3.7 Other Services and Miscellaneous Contracts	0	0	-1	301	-30	-28	0	0	0	0	-31	273
3.0 Operating Support Sub-Total	0	0	-9	303	-411	-75	0	0	0	0	-420	228
Air Force Total	5,304	21,428	-36,314	62,620	2,554,102	2,142,492	4,559	4,517	791,724	838,106	3,319,375	3,069,163
Air Force Active Total	5,304	21,428	-36,314	62,620	2,516,375	2,136,342	4,559	4,517	791,724	838,106	3,281,648	3,063,013
Operation and Maintenance, Air Force												
1.2.2 Civilian Temporary Hires	5	10	-2	3	18,165	18,409	432	432	1,504	1,499	20,104	20,353
1.0 Personnel Sub-Total	5	10	-2	3	18,165	18,409	432	432	1,504	1,499	20,104	20,353
2.1 Temporary Duty (TDY)/Additional Duty (TAD)	17	49	-1,110	381	86,375	74,738	535	412	9,250	5,506	95,067	81,086
2.2 Clothing and Other Personnel Equipment & Supplies	0	0	-176	-124	134	551	0	0	0	0	-42	427
2.3 Medical Support/Health Services	0	48	-2,722	53	12,350	13,416	-6	33	816	568	10,438	14,118
2.5 Other Personnel Support	0	14,707	-349	617	31,413	20,402	0	0	28,339	4,280	59,403	40,006
2.7 Body Armor	0	0	1,117	1,112	2,750	1,649	0	0	0	0	3,867	2,761
2.0 Personnel Support Sub-Total	17	14,804	-3,240	2,039	133,022	110,756	529	445	38,405	10,354	168,733	138,398
3.1 Training	0	0	-302	4	8,168	8,927	0	0	293	879	8,159	9,810

COST OF WAR
Operation and Maintenance (O&M) Summary Execution by Operation, Component, Appropriation and Cost Breakdown Structure (CBS)
Fiscal Year 2007 - 2017
(Amounts in Thousands)
As of February 28, 2017

Component and Appropriation	Operation New Dawn (OND) / Post-OND Iraq Activities		Operation Enduring Freedom		Operation Freedom's Sentinel		Operation Noble Eagle		Operation Inherent Resolve		Summary	
	Obligations Year to Date	Disbursements Year to Date	Obligations Year to Date	Disbursements Year to Date	Obligations Year to Date	Disbursements Year to Date	Obligations Year to Date	Disbursements Year to Date	Obligations Year to Date	Disbursements Year to Date	Obligations Year to Date	Disbursements Year to Date
3.2 Operations (OPTEMPO) (Fuel, Other POL, Parts)	-8,336	-8,041	-63,553	-63,270	161,051	160,095	3,636	3,636	609,643	609,097	702,441	701,517
3.3 Other Supplies & Equipment	8,246	8,574	50,727	60,288	161,583	211,032	6	4	19,129	32,420	239,691	312,318
3.4 Facilities/Base Support	0	0	-6,396	7,280	66,234	79,820	25	0	4,794	13,262	64,657	100,362
3.5.3 Depot Level Maintenance	21	12	77,079	109,089	985,327	593,930	0	0	0	0	1,062,427	703,031
3.5.4 Contractor Logistics Support	0	0	-93	-93	0	0	0	0	0	0	-93	-93
3.6 (C4I)	-32	130	542,368	547,326	646,945	536,519	0	0	10,829	6,599	1,200,110	1,090,574
3.7 Other Services and Miscellaneous Contracts	7,080	5,326	-628,570	-600,974	-28,201	92,995	-69	0	35,047	81,948	-614,713	-420,705
3.0 Operating Support Sub-Total	6,979	6,001	-28,740	59,650	2,001,107	1,683,318	3,598	3,640	679,735	744,205	2,662,679	2,496,814
4.1 Airlift	0	610	-2,608	844	292,328	268,990	0	0	68,422	75,273	358,142	345,717
4.2 Sealift	0	0	1	1	14	0	0	0	0	0	15	1
4.5 Other Transportation	-1,697	3	-1,725	83	69,394	53,345	0	0	2,797	2,692	68,769	56,123
4.8 Retrograde of Personnel and Equipment	0	0	0	0	2,345	1,524	0	0	292	728	2,637	2,252
4.0 Transportation Sub-Total	-1,697	613	-4,332	928	364,081	323,859	0	0	71,511	78,693	429,563	404,093
7.6.2 U.S. Trainer/Enabler	0	0	0	0	0	0	0	0	569	3,355	569	3,355
7.0 Other Support Sub-Total	0	0	0	0	0	0	0	0	569	3,355	569	3,355
Air Force Reserve Total	0	0	0	0	33,428	3,552	0	0	0	0	33,428	3,552
Operation and Maintenance, Air Force Reserve												
1.2.2 Civilian Temporary Hires	0	0	0	0	4	4	0	0	0	0	4	4
1.0 Personnel Sub-Total	0	0	0	0	4	4	0	0	0	0	4	4
2.1 Temporary Duty (TDY)/Additional Duty (TAD)	0	0	0	0	990	421	0	0	0	0	990	421
2.0 Personnel Support Sub-Total	0	0	0	0	990	421	0	0	0	0	990	421
3.3 Other Supplies & Equipment	0	0	0	0	56	29	0	0	0	0	56	29
3.4 Facilities/Base Support	0	0	0	0	843	15	0	0	0	0	843	15
3.5.3 Depot Level Maintenance	0	0	0	0	23,272	0	0	0	0	0	23,272	0
3.5.4 Contractor Logistics Support	0	0	0	0	8,263	3,083	0	0	0	0	8,263	3,083
3.0 Operating Support Sub-Total	0	0	0	0	32,434	3,127	0	0	0	0	32,434	3,127
Air Force National Guard Total	0	0	0	0	4,299	2,598	0	0	0	0	4,299	2,598
Operation and Maintenance, Air Natl Guard												
2.1 Temporary Duty (TDY)/Additional Duty (TAD)	0	0	0	0	311	237	0	0	0	0	311	237
2.0 Personnel Support Sub-Total	0	0	0	0	311	237	0	0	0	0	311	237
3.3 Other Supplies & Equipment	0	0	0	0	427	250	0	0	0	0	427	250
3.4 Facilities/Base Support	0	0	0	0	70	34	0	0	0	0	70	34
3.6 (C4I)	0	0	0	0	50	24	0	0	0	0	50	24

COST OF WAR
Operation and Maintenance (O&M) Summary Execution by Operation, Component, Appropriation and Cost Breakdown Structure (CBS)
Fiscal Year 2007 - 2017
(Amounts in Thousands)
As of February 28, 2017

Component and Appropriation	Operation New Dawn (OND) / Post-OND Iraq Activities		Operation Enduring Freedom		Operation Freedom's Sentinel		Operation Noble Eagle		Operation Inherent Resolve		Summary	
	Obligations Year to Date	Disbursements Year to Date	Obligations Year to Date	Disbursements Year to Date	Obligations Year to Date	Disbursements Year to Date	Obligations Year to Date	Disbursements Year to Date	Obligations Year to Date	Disbursements Year to Date	Obligations Year to Date	Disbursements Year to Date
3.7 Other Services and Miscellaneous Contracts	0	0	0	0	3,441	2,053	0	0	0	0	3,441	2,053
3.0 Operating Support Sub-Total	0	0	0	0	3,988	2,361	0	0	0	0	3,988	2,361
Defense Health Program Total	-661	-232	-201,143	-193,292	90,635	42,101	0	0	0	0	-111,169	-151,423
Defense Health Program, Defense												
2.3 Medical Support/Health Services	-661	-232	-201,143	-193,292	90,635	42,101	0	0	0	0	-111,169	-151,423
2.0 Personnel Support Sub-Total	-661	-232	-201,143	-193,292	90,635	42,101	0	0	0	0	-111,169	-151,423
Defense Agency Total	-614	2,325	-14,244	28,635	1,741,712	942,153	0	0	226,901	103,205	1,953,755	1,076,318
Operation and Maintenance, Defense-Wide												
1.2.1 Civilian Premium Pay	0	0	0	0	34,964	31,936	0	0	0	0	34,964	31,936
1.2.2 Civilian Temporary Hires	-346	0	0	0	5,289	4,524	0	0	1,271	748	6,214	5,272
1.0 Personnel Sub-Total	-346	0	0	0	40,253	36,460	0	0	1,271	748	41,178	37,208
2.1 Temporary Duty (TDY)/Additional Duty (TAD)	-201	-2	-105	12	67,369	35,616	0	0	1,827	1,167	68,890	36,793
2.2 Clothing and Other Personnel Equipment & Supplies	0	0	0	6	1,705	388	0	0	0	0	1,705	394
2.3 Medical Support/Health Services	0	0	-2	38	1,886	398	0	0	0	0	1,884	436
2.5 Other Personnel Support	0	2,207	-277	3,207	25,315	28,125	0	0	0	0	25,038	33,539
2.7 Body Armor	0	0	-16	0	0	0	0	0	0	0	-16	0
2.0 Personnel Support Sub-Total	-201	2,205	-400	3,263	96,275	64,527	0	0	1,827	1,167	97,501	71,162
3.1 Training	0	0	-477	533	14,284	3,729	0	0	1,376	410	15,183	4,672
3.2 Operations (OPTEMPO) (Fuel, Other POL, Parts)	0	0	-5,196	830	63,458	24,170	0	0	40,459	30,563	98,721	55,563
3.3 Other Supplies & Equipment	-1	91	91	10,750	48,948	21,821	0	0	9,028	482	58,066	33,144
3.4 Facilities/Base Support	0	0	-10	2	4,023	38	0	0	0	0	4,013	40
3.5.1 Organization Level Maintenance	0	0	-85	0	17	0	0	0	0	0	-68	0
3.5.2 Intermediate Level Maintenance	0	0	0	0	1,311	376	0	0	0	0	1,311	376
3.5.3 Depot Level Maintenance	0	0	21	6	4,900	176	0	0	0	0	4,921	182
3.5.4 Contractor Logistics Support	-2	0	-1,427	4,199	123,972	45,852	0	0	25,182	3,079	147,725	53,130
3.5.6 MRAP Vehicles Equipment Maintenance	0	0	0	0	40,359	4,571	0	0	0	0	40,359	4,571
3.6 (C4)	0	0	-782	1,479	109,688	60,268	0	0	18,072	17,377	126,978	79,124
3.7 Other Services and Miscellaneous Contracts	-64	29	-8,607	4,734	412,833	140,268	0	0	33,625	8,154	437,787	153,185
3.9 Psychological Operations (Information Operations)	0	0	0	0	2,638	0	0	0	0	0	2,638	0
3.0 Operating Support Sub-Total	-67	120	-16,472	22,533	826,431	301,269	0	0	127,742	60,065	937,634	383,987
4.1 Airlift	0	0	-40	10	95,486	59,637	0	0	37,000	22,128	132,446	81,775
4.2 Sealift	0	0	2,689	2,692	200	0	0	0	0	0	2,889	2,692
4.4 Port Handling/Inland Transportation	0	0	99	137	1,316	434	0	0	0	0	1,415	571

COST OF WAR
Operation and Maintenance (O&M) Summary Execution by Operation, Component, Appropriation and Cost Breakdown Structure (CBS)
Fiscal Year 2007 - 2017
(Amounts in Thousands)
As of February 28, 2017

Component and Appropriation	Operation New Dawn (OND) / Post-OND Iraq Activities		Operation Enduring Freedom		Operation Freedom's Sentinel		Operation Noble Eagle		Operation Inherent Resolve		Summary	
	Obligations Year to Date	Disbursements Year to Date	Obligations Year to Date	Disbursements Year to Date	Obligations Year to Date	Disbursements Year to Date	Obligations Year to Date	Disbursements Year to Date	Obligations Year to Date	Disbursements Year to Date	Obligations Year to Date	Disbursements Year to Date
4.5 Other Transportation	0	0	-120	0	29,763	19,120	0	0	1,080	0	30,723	19,120
4.6 Second Destination Transportation	0	0	0	0	80	27	0	0	0	0	80	27
4.0 Transportation Sub-Total	0	0	2,628	2,839	126,845	79,218	0	0	38,080	22,128	167,553	104,185
7.1.01 Pakistan	0	0	0	0	550,000	399,708	0	0	0	0	550,000	399,708
7.1.12 Jordan (OEF)	0	0	0	0	49,708	49,708	0	0	0	0	49,708	49,708
7.2.1 Transportation Support	0	0	0	0	12,000	3,483	0	0	0	0	12,000	3,483
7.2.2 Logistic Support	0	0	0	0	40,200	7,780	0	0	0	0	40,200	7,780
7.6.1 Trainee Equip/Support	0	0	0	0	0	0	0	0	49,674	15,116	49,674	15,116
7.6.2 U.S. Trainer/Enabler	0	0	0	0	0	0	0	0	8,307	3,981	8,307	3,981
7.0 Other Support Sub-Total	0	0	0	0	651,908	460,679	0	0	57,981	19,097	709,889	479,776

COST OF WAR
Operation and Maintenance (O&M) Summary Execution by Operation and Cost Breakdown Structure (CBS)
Beginning Fiscal Year - 2017
(Amounts in Thousands)
As of February 28, 2017

CBS Summary	Operation New Dawn (OND) / Post-OND Iraq Activities		Operation Enduring Freedom		Operation Freedom's Sentinel		Operation Noble Eagle		Operation Inherent Resolve		Summary	
	Obligations Year to Date	Disbursements Year to Date	Obligations Year to Date	Disbursements Year to Date	Obligations Year to Date	Disbursements Year to Date	Obligations Year to Date	Disbursements Year to Date	Obligations Year to Date	Disbursements Year to Date	Obligations Year to Date	Disbursements Year to Date
O&M CBS Summary Total	0	0	0	0	11,069,374	4,127,703	18,947	7,767	2,081,006	1,105,579	13,169,327	5,241,049
1.0 Personnel Costs	0	0	0	0	136,493	110,616	610	581	8,434	8,156	145,537	119,353
2.0 Personnel Support Costs	0	0	0	0	597,149	285,291	3,076	1,940	148,636	48,032	748,861	335,263
3.0 Operating Support Costs	0	0	0	0	8,541,089	2,783,227	15,152	5,218	1,612,493	907,720	10,168,734	3,696,165
4.0 Transportation Costs	0	0	0	0	1,101,057	446,955	109	28	141,383	70,125	1,242,549	517,108
7.0 Other Support Costs	0	0	0	0	693,586	501,614	0	0	170,060	71,546	863,646	573,160
1.2.1 Civilian Premium Pay	0	0	0	0	111,687	87,579	181	152	5,936	5,704	117,804	93,435
1.2.2 Civilian Temporary Hires	0	0	0	0	24,806	23,037	429	429	2,498	2,452	27,733	25,918
1.0 Personnel Sub-Total	0	0	0	0	136,493	110,616	610	581	8,434	8,156	145,537	119,353
2.1 Temporary Duty (TDY)/Additional Duty (TAD)	0	0	0	0	239,480	123,651	3,076	1,940	97,444	24,677	340,000	150,268
2.2 Clothing and Other Personnel Equipment & Supplies	0	0	0	0	92,531	11,957	0	0	1,407	33	93,938	11,990
2.3 Medical Support/Health Services	0	0	0	0	168,887	124,979	0	0	5,208	3,348	174,095	128,327
2.4 Reserve Component Activation/Deactivation	0	0	0	0	3,077	1,790	0	0	0	0	3,077	1,790
2.5 Other Personnel Support	0	0	0	0	90,699	21,196	0	0	44,577	19,974	135,276	41,170
2.6 Rest & Recreation	0	0	0	0	1,718	1,718	0	0	0	0	1,718	1,718
2.7 Body Armor	0	0	0	0	757	0	0	0	0	0	757	0
2.0 Personnel Support Sub-Total	0	0	0	0	597,149	285,291	3,076	1,940	148,636	48,032	748,861	335,263
3.1 Training	0	0	0	0	172,439	55,769	46	0	1,669	582	174,154	56,351
3.1.0 Care-in-Store	0	0	0	0	368	0	0	0	0	0	368	0
3.2 Operations (OPTEMPO) (Fuel, Other POL, Parts)	0	0	0	0	1,041,519	806,504	4,157	3,985	926,082	792,790	1,971,758	1,603,279
3.2.1 MRAP Vehicles Operation	0	0	0	0	23,634	4,562	0	0	0	0	23,634	4,562
3.3 Other Supplies & Equipment	0	0	0	0	475,328	201,495	116	73	147,199	40,693	622,643	242,261
3.4 Facilities/Base Support	0	0	0	0	592,822	47,568	1,612	278	14,505	3,127	608,939	50,973
3.5.1 Organization Level Maintenance	0	0	0	0	39,096	27,029	0	0	4,552	177	43,648	27,206
3.5.2 Intermediate Level Maintenance	0	0	0	0	186,393	53,123	0	0	0	0	186,393	53,123
3.5.3 Depot Level Maintenance	0	0	0	0	2,713,793	1,089,719	0	0	139,645	4,487	2,853,438	1,094,206
3.5.4 Contractor Logistics Support	0	0	0	0	454,012	51,514	5,310	91	36,830	3,740	496,152	55,345
3.5.6 MRAP Vehicles Equipment Maintenance	0	0	0	0	75,837	5,306	0	0	0	0	75,837	5,306
3.6 (C4I)	0	0	0	0	1,063,923	161,454	84	11	85,580	18,693	1,149,587	180,158
3.7 Other Services and Miscellaneous Contracts	0	0	0	0	1,637,038	279,184	3,827	780	256,431	43,431	1,897,296	323,395
3.9 Psychological Operations (Information Operations)	0	0	0	0	64,887	0	0	0	0	0	64,887	0
3.0 Operating Support Sub-Total	0	0	0	0	8,541,089	2,783,227	15,152	5,218	1,612,493	907,720	10,168,734	3,696,165

COST OF WAR
Operation and Maintenance (O&M) Summary Execution by Operation and Cost Breakdown Structure (CBS)
Beginning Fiscal Year - 2017
(Amounts in Thousands)
As of February 28, 2017

	Operation New Dawn (OND) / Post-OND Iraq Activities		Operation Enduring Freedom		Operation Freedom's Sentinel		Operation Noble Eagle		Operation Inherent Resolve		Summary	
	Obligations Year to Date	Disbursements Year to Date	Obligations Year to Date	Disbursements Year to Date	Obligations Year to Date	Disbursements Year to Date	Obligations Year to Date	Disbursements Year to Date	Obligations Year to Date	Disbursements Year to Date	Obligations Year to Date	Disbursements Year to Date
CBS Summary												
4.1 Airlift	0	0	0	0	589,344	280,431	0	0	104,661	68,287	694,005	348,718
4.2 Sealift	0	0	0	0	38,998	23,911	0	0	0	0	38,998	23,911
4.4 Port Handling/Inland Transportation	0	0	0	0	133,512	38,800	109	28	721	22	134,342	38,850
4.5 Other Transportation	0	0	0	0	119,500	33,060	0	0	3,859	1,524	123,359	34,584
4.6 Second Destination Transportation	0	0	0	0	217,365	69,481	0	0	31,850	0	249,215	69,481
4.7 MRAP Vehicles Transportation	0	0	0	0	50	0	0	0	0	0	50	0
4.8 Retrograde of Personnel and Equipment	0	0	0	0	2,288	1,272	0	0	292	292	2,580	1,564
4.0 Transportation Sub-Total	0	0	0	0	1,101,057	446,955	109	28	141,383	70,125	1,242,549	517,108
7.2.1 Transportation Support	0	0	0	0	12,000	3,483	0	0	0	0	12,000	3,483
7.2.2 Logistic Support	0	0	0	0	40,200	7,780	0	0	0	0	40,200	7,780
7.3.02 Defense Forces Sustainment	0	0	0	0	444,344	330,894	0	0	0	0	444,344	330,894
7.3.03 Defense Forces Infrastructure	0	0	0	0	4,743	0	0	0	0	0	4,743	0
7.3.04 Defense Forces Equipment and Transportation	0	0	0	0	54,644	54,644	0	0	0	0	54,644	54,644
7.3.05 Defense Forces Training and Operations	0	0	0	0	42,719	42,719	0	0	0	0	42,719	42,719
7.3.07 Interior Forces Sustainment	0	0	0	0	50,553	42,034	0	0	0	0	50,553	42,034
7.3.10 Interior Forces Training and Operations	0	0	0	0	43,711	10,815	0	0	0	0	43,711	10,815
7.3.20 Other	0	0	0	0	0	8,655	0	0	0	0	0	8,655
7.4.1 Afghanistan (CERP)	0	0	0	0	672	590	0	0	0	0	672	590
7.6.1 Trainee Equip/Support	0	0	0	0	0	0	0	0	75,310	17,180	75,310	17,180
7.6.2 U.S. Trainer/Enabler	0	0	0	0	0	0	0	0	28,468	9,227	28,468	9,227
7.7.1 Defense Forces	0	0	0	0	0	0	0	0	66,282	45,139	66,282	45,139
7.0 Other Support Sub-Total	0	0	0	0	693,586	501,614	0	0	170,060	71,546	863,646	573,160

COST OF WAR
Operation and Maintenance (O&M) Summary Execution by Operation, Component, and Cost Breakdown Structure (CBS)
Beginning Fiscal Year - 2017
(Amounts in Thousands)
As of February 28, 2017

Component	Operation New Dawn (OND) / Post-OND Iraq Activities		Operation Enduring Freedom		Operation Freedom's Sentinel		Operation Noble Eagle		Operation Inherent Resolve		Summary	
	Obligations Year To Date	Disbursements Year To Date	Obligations Year To Date	Disbursements Year To Date	Obligations Year To Date	Disbursements Year To Date	Obligations Year To Date	Disbursements Year To Date	Obligations Year To Date	Disbursements Year To Date	Obligations Year To Date	Disbursements Year To Date
Grand Total	0	0	0	0	11,069,374	4,127,703	18,947	7,767	2,081,006	1,105,579	13,169,327	5,241,049
Army Total	0	0	0	0	4,895,347	1,436,075	14,339	3,339	877,147	214,043	5,786,833	1,653,457
1.2.1 Civilian Premium Pay	0	0	0	0	37,886	22,486	181	152	5,936	5,704	44,003	28,342
1.2.2 Civilian Temporary Hires	0	0	0	0	465	465	0	0	211	676	676	676
1.0 Personnel Sub-Total	0	0	0	0	38,351	22,951	181	152	6,147	5,915	44,679	29,018
2.1 Temporary Duty (TDY)/Additional Duty (TAD)	0	0	0	0	30,279	16,544	2,564	1,581	84,018	18,506	116,861	36,631
2.2 Clothing and Other Personnel Equipment & Supplies	0	0	0	0	88,841	10,929	0	0	1,373	0	90,214	10,929
2.3 Medical Support/Health Services	0	0	0	0	13,553	10,623	0	0	4,402	2,860	17,955	13,483
2.4 Reserve Component Activation/Deactivation	0	0	0	0	2,654	1,472	0	0	0	0	2,654	1,472
2.5 Other Personnel Support	0	0	0	0	10,585	1,914	0	0	16,238	16,154	26,823	18,068
2.6 Rest & Recreation	0	0	0	0	1,718	1,718	0	0	0	0	1,718	1,718
2.0 Personnel Support Sub-Total	0	0	0	0	147,630	43,200	2,564	1,581	106,031	37,520	256,225	82,301
3.1 Training	0	0	0	0	112,954	37,862	46	0	0	0	113,000	37,862
3.1.0 Care-in-Store	0	0	0	0	368	0	0	0	0	0	368	0
3.2 Operations (OPTEMPO) (Fuel, Other POL, Parts)	0	0	0	0	386,501	301,424	520	348	250,408	48,385	637,429	350,157
3.2.1 MRAP Vehicles Operation	0	0	0	0	23,634	4,562	0	0	0	0	23,634	4,562
3.3 Other Supplies & Equipment	0	0	0	0	206,437	81,973	111	70	119,623	27,232	326,171	109,275
3.4 Facilities/Base Support	0	0	0	0	481,832	20,578	1,587	278	9,746	2,424	493,165	23,280
3.5.1 Organization Level Maintenance	0	0	0	0	9,214	2,550	0	0	0	0	9,214	2,550
3.5.2 Intermediate Level Maintenance	0	0	0	0	166,374	44,141	0	0	0	0	166,374	44,141
3.5.3 Depot Level Maintenance	0	0	0	0	525,471	55,823	0	0	183	183	525,654	56,006
3.5.4 Contractor Logistics Support	0	0	0	0	318,030	30,582	5,310	91	11,645	661	334,985	31,334
3.5.6 MRAP Vehicles Equipment Maintenance	0	0	0	0	35,143	722	0	0	0	0	35,143	722
3.6 (C4I)	0	0	0	0	576,928	76,139	84	11	56,696	11,916	633,708	88,066
3.7 Other Services and Miscellaneous Contracts	0	0	0	0	769,085	97,794	3,827	780	172,118	27,414	945,030	125,988
3.9 Psychological Operations (Information Operations)	0	0	0	0	62,249	0	0	0	0	0	62,249	0
3.0 Operating Support Sub-Total	0	0	0	0	3,674,220	754,150	11,485	1,578	620,419	118,215	4,306,124	873,943
4.1 Airlift	0	0	0	0	94,821	29,250	0	0	0	0	94,821	29,250
4.4 Port Handling/Inland Transportation	0	0	0	0	95,496	27,026	109	28	721	22	96,326	27,076
4.5 Other Transportation	0	0	0	0	162	1	0	0	0	0	162	1
4.6 Second Destination Transportation	0	0	0	0	203,281	69,146	0	0	31,850	0	235,131	69,146
4.0 Transportation Sub-Total	0	0	0	0	393,760	125,423	109	28	32,571	22	426,440	125,473
7.3.02 Defense Forces Sustainment	0	0	0	0	444,344	330,894	0	0	0	0	444,344	330,894

COST OF WAR
Operation and Maintenance (O&M) Summary Execution by Operation, Component, and Cost Breakdown Structure (CBS)
Beginning Fiscal Year - 2017
(Amounts in Thousands)
As of February 28, 2017

Component	Operation New Dawn (OND) / Post-OND Iraq Activities		Operation Enduring Freedom		Operation Freedom's Sentinel		Operation Noble Eagle		Operation Inherent Resolve		Summary	
	Obligations Year To Date	Disbursements Year To Date	Obligations Year To Date	Disbursements Year To Date	Obligations Year To Date	Disbursements Year To Date	Obligations Year To Date	Disbursements Year To Date	Obligations Year To Date	Disbursements Year To Date	Obligations Year To Date	Disbursements Year To Date
7.3.03 Defense Forces Infrastructure	0	0	0	0	4,743	0	0	0	0	0	4,743	0
7.3.04 Defense Forces Equipment and Transportation	0	0	0	0	54,644	54,644	0	0	0	0	54,644	54,644
7.3.05 Defense Forces Training and Operations	0	0	0	0	42,719	42,719	0	0	0	0	42,719	42,719
7.3.07 Interior Forces Sustainment	0	0	0	0	50,553	42,034	0	0	0	0	50,553	42,034
7.3.10 Interior Forces Training and Operations	0	0	0	0	43,711	10,815	0	0	0	0	43,711	10,815
7.3.20 Other	0	0	0	0	0	8,655	0	0	0	0	0	8,655
7.4.1 Afghanistan (CERP)	0	0	0	0	672	590	0	0	0	0	672	590
7.6.1 Trainee Equip/Support	0	0	0	0	0	0	0	0	25,636	2,064	25,636	2,064
7.6.2 U.S. Trainer/Enabler	0	0	0	0	0	0	0	0	20,061	5,168	20,061	5,168
7.7.1 Defense Forces	0	0	0	0	0	0	0	0	66,282	45,139	66,282	45,139
7.0 Other Support Sub-Total	0	0	0	0	641,386	490,351	0	0	111,979	52,371	753,365	542,722
Navy/Marine Corps Total	0	0	0	0	2,317,757	1,441,386	0	0	187,187	112,166	2,504,944	1,553,552
Navy Total	0	0	0	0	2,161,696	1,414,146	0	0	146,677	111,714	2,308,373	1,525,860
1.2.1 Civilian Premium Pay	0	0	0	0	38,572	36,308	0	0	0	0	38,572	36,308
1.2.2 Civilian Temporary Hires	0	0	0	0	142	126	0	0	0	0	142	126
1.0 Personnel Sub-Total	0	0	0	0	38,714	36,434	0	0	0	0	38,714	36,434
2.1 Temporary Duty (TDY)/Additional Duty (TAD)	0	0	0	0	52,234	27,792	0	0	906	852	53,140	28,644
2.2 Clothing and Other Personnel Equipment & Supplies	0	0	0	0	977	244	0	0	34	33	1,011	277
2.3 Medical Support/Health Services	0	0	0	0	492	119	0	0	0	0	492	119
2.4 Reserve Component Activation/Deactivation	0	0	0	0	398	296	0	0	0	0	398	296
2.5 Other Personnel Support	0	0	0	0	3,477	1,689	0	0	0	0	3,477	1,689
2.7 Body Armor	0	0	0	0	613	0	0	0	0	0	613	0
2.0 Personnel Support Sub-Total	0	0	0	0	58,191	30,140	0	0	940	885	59,131	31,025
3.1 Training	0	0	0	0	21,536	13,203	0	0	0	0	21,536	13,203
3.2 Operations (OPTEMPO) (Fuel, Other POL, Parts)	0	0	0	0	417,055	310,658	0	0	104,080	104,080	521,135	414,738
3.3 Other Supplies & Equipment	0	0	0	0	75,544	46,778	0	0	73	73	75,617	46,851
3.4 Facilities/Base Support	0	0	0	0	37,180	1,602	0	0	0	0	37,180	1,602
3.5.1 Organization Level Maintenance	0	0	0	0	30,596	25,055	0	0	4,552	177	35,148	25,232
3.5.2 Intermediate Level Maintenance	0	0	0	0	16,712	7,559	0	0	0	0	16,712	7,559
3.5.3 Depot Level Maintenance	0	0	0	0	1,172,799	833,390	0	0	21,350	4,070	1,194,149	837,460
3.5.4 Contractor Logistics Support	0	0	0	0	2,790	2,141	0	0	0	0	2,790	2,141
3.6 (C4I)	0	0	0	0	17,597	12,125	0	0	0	0	17,597	12,125
3.7 Other Services and Miscellaneous Contracts	0	0	0	0	90,199	37,438	0	0	14,900	1,647	105,099	39,085

COST OF WAR
Operation and Maintenance (O&M) Summary Execution by Operation, Component, and Cost Breakdown Structure (CBS)
Beginning Fiscal Year - 2017
(Amounts in Thousands)
As of February 28, 2017

Component	Operation New Dawn (OND) / Post-OND Iraq Activities		Operation Enduring Freedom		Operation Freedom's Sentinel		Operation Noble Eagle		Operation Inherent Resolve		Summary	
	Obligations Year To Date	Disbursements Year To Date	Obligations Year To Date	Disbursements Year To Date	Obligations Year To Date	Disbursements Year To Date	Obligations Year To Date	Disbursements Year To Date	Obligations Year To Date	Disbursements Year To Date	Obligations Year To Date	Disbursements Year To Date
3.0 Operating Support Sub-Total	0	0	0	0	1,882,008	1,289,949	0	0	144,955	110,047	2,026,963	1,399,996
4.1 Airlift	0	0	0	0	92,670	21,862	0	0	782	782	93,452	22,644
4.2 Sealift	0	0	0	0	38,777	23,911	0	0	0	0	38,777	23,911
4.4 Port Handling/Inland Transportation	0	0	0	0	36,700	11,345	0	0	0	0	36,700	11,345
4.5 Other Transportation	0	0	0	0	12,582	181	0	0	0	0	12,582	181
4.6 Second Destination Transportation	0	0	0	0	2,004	324	0	0	0	0	2,004	324
4.7 MRAP Vehicles Transportation	0	0	0	0	50	0	0	0	0	0	50	0
4.0 Transportation Sub-Total	0	0	0	0	182,783	57,623	0	0	782	782	183,565	58,405
Marine Corps Total	0	0	0	0	156,061	27,240	0	0	40,510	452	196,571	27,692
1.2.1 Civilian Premium Pay	0	0	0	0	272	227	0	0	0	0	272	227
1.2.2 Civilian Temporary Hires	0	0	0	0	94	91	0	0	0	0	94	91
1.0 Personnel Sub-Total	0	0	0	0	366	318	0	0	0	0	366	318
2.1 Temporary Duty (TDY)/Additional Duty (TAD)	0	0	0	0	2,327	1,699	0	0	2,048	676	4,375	2,375
2.2 Clothing and Other Personnel Equipment & Supplies	0	0	0	0	496	51	0	0	0	0	496	51
2.3 Medical Support/Health Services	0	0	0	0	915	222	0	0	0	0	915	222
2.4 Reserve Component Activation/Deactivation	0	0	0	0	25	22	0	0	0	0	25	22
2.5 Other Personnel Support	0	0	0	0	19,396	3,775	0	0	0	0	19,396	3,775
2.0 Personnel Support Sub-Total	0	0	0	0	23,159	5,769	0	0	2,048	676	25,207	6,445
3.1 Training	0	0	0	0	15,521	946	0	0	0	0	15,521	946
3.2 Operations (OPTEMPO) (Fuel, Other POL, Parts)	0	0	0	0	2,082	1,580	0	0	-79,571	-460	-77,489	1,120
3.3 Other Supplies & Equipment	0	0	0	0	245	231	0	0	-79	2	166	233
3.4 Facilities/Base Support	0	0	0	0	173	12	0	0	0	0	173	12
3.5.1 Organization Level Maintenance	0	0	0	0	-731	-576	0	0	0	0	-731	-576
3.5.2 Intermediate Level Maintenance	0	0	0	0	1,996	1,047	0	0	0	0	1,996	1,047
3.5.3 Depot Level Maintenance	0	0	0	0	24,307	1,451	0	0	118,112	234	142,419	1,685
3.5.4 Contractor Logistics Support	0	0	0	0	3,938	0	0	0	0	0	3,938	0
3.5.6 MRAP Vehicles Equipment Maintenance	0	0	0	0	335	13	0	0	0	0	335	13
3.6 (C4)	0	0	0	0	48	0	0	0	0	0	48	0
3.7 Other Services and Miscellaneous Contracts	0	0	0	0	71,126	15,884	0	0	0	0	71,126	15,884
3.0 Operating Support Sub-Total	0	0	0	0	119,040	20,588	0	0	38,462	-224	157,502	20,364
4.1 Airlift	0	0	0	0	129	41	0	0	0	0	129	41
4.5 Other Transportation	0	0	0	0	1,367	524	0	0	0	0	1,367	524
4.6 Second Destination Transportation	0	0	0	0	12,000	0	0	0	0	0	12,000	0

COST OF WAR
Operation and Maintenance (O&M) Summary Execution by Operation, Component, and Cost Breakdown Structure (CBS)
Beginning Fiscal Year - 2017
(Amounts in Thousands)
As of February 28, 2017

Component	Operation New Dawn (OND) / Post-OND Iraq Activities		Operation Enduring Freedom		Operation Freedom's Sentinel		Operation Noble Eagle		Operation Inherent Resolve		Summary	
	Obligations Year To Date	Disbursements Year To Date	Obligations Year To Date	Disbursements Year To Date	Obligations Year To Date	Disbursements Year To Date	Obligations Year To Date	Disbursements Year To Date	Obligations Year To Date	Disbursements Year To Date	Obligations Year To Date	Disbursements Year To Date
4.0 Transportation Sub-Total	0	0	0	0	13,496	565	0	0	0	0	13,496	565
Air Force Total	0	0	0	0	2,582,334	825,551	4,608	4,428	790,256	687,380	3,377,198	1,517,359
1.2.2 Civilian Temporary Hires	0	0	0	0	18,427	17,831	429	429	1,504	1,493	20,360	19,753
1.0 Personnel Sub-Total	0	0	0	0	18,427	17,831	429	429	1,504	1,493	20,360	19,753
2.1 Temporary Duty (TDY)/Additional Duty (TAD)	0	0	0	0	87,069	43,458	512	359	8,645	3,469	96,226	47,286
2.2 Clothing and Other Personnel Equipment & Supplies	0	0	0	0	512	400	0	0	0	0	512	400
2.3 Medical Support/Health Services	0	0	0	0	12,567	5,755	0	0	806	488	13,373	6,243
2.5 Other Personnel Support	0	0	0	0	31,924	118	0	0	28,339	3,820	60,263	3,938
2.7 Body Armor	0	0	0	0	144	0	0	0	0	0	144	0
2.0 Personnel Support Sub-Total	0	0	0	0	132,216	49,731	512	359	37,790	7,777	170,518	57,867
3.1 Training	0	0	0	0	8,144	1,005	0	0	293	172	8,437	1,177
3.2 Operations (OPTEMPO) (Fuel, Other POL, Parts)	0	0	0	0	172,588	170,897	3,637	3,637	610,706	610,222	786,931	784,756
3.3 Other Supplies & Equipment	0	0	0	0	143,980	57,078	5	3	18,554	12,904	162,539	69,985
3.4 Facilities/Base Support	0	0	0	0	69,614	25,355	25	0	4,759	703	74,398	26,058
3.5.3 Depot Level Maintenance	0	0	0	0	986,316	198,879	0	0	0	0	986,316	198,879
3.5.4 Contractor Logistics Support	0	0	0	0	8,263	3,083	0	0	0	0	8,263	3,083
3.6 (C4I)	0	0	0	0	363,357	59,527	0	0	10,812	622	374,169	60,149
3.7 Other Services and Miscellaneous Contracts	0	0	0	0	295,031	39,914	0	0	35,788	6,216	330,819	46,130
3.0 Operating Support Sub-Total	0	0	0	0	2,047,293	555,738	3,667	3,640	680,912	630,839	2,731,872	1,190,217
4.1 Airlift	0	0	0	0	306,476	187,742	0	0	66,879	45,377	373,355	233,119
4.2 Sealift	0	0	0	0	21	0	0	0	0	0	21	0
4.5 Other Transportation	0	0	0	0	75,613	13,237	0	0	2,779	1,524	78,392	14,761
4.8 Retrograde of Personnel and Equipment	0	0	0	0	2,288	1,272	0	0	292	292	2,580	1,564
4.0 Transportation Sub-Total	0	0	0	0	384,398	202,251	0	0	69,950	47,193	454,348	249,444
7.6.2 U.S. Trainer/Enabler	0	0	0	0	0	0	0	0	100	78	100	78
7.0 Other Support Sub-Total	0	0	0	0	0	0	0	0	100	78	100	78
Defense Health Program Total	0	0	0	0	139,475	107,877	0	0	0	0	139,475	107,877
2.3 Medical Support/Health Services	0	0	0	0	139,475	107,877	0	0	0	0	139,475	107,877
2.0 Personnel Support Sub-Total	0	0	0	0	139,475	107,877	0	0	0	0	139,475	107,877
Defense Agency Total	0	0	0	0	1,134,461	316,814	0	0	226,416	91,990	1,360,877	408,804
1.2.1 Civilian Premium Pay	0	0	0	0	34,957	28,558	0	0	0	0	34,957	28,558
1.2.2 Civilian Temporary Hires	0	0	0	0	5,678	4,524	0	0	783	748	6,461	5,272
1.0 Personnel Sub-Total	0	0	0	0	40,635	33,082	0	0	783	748	41,418	33,830

COST OF WAR
Operation and Maintenance (O&M) Summary Execution by Operation, Component, and Cost Breakdown Structure (CBS)
Beginning Fiscal Year - 2017
(Amounts in Thousands)
As of February 28, 2017

Component	Operation New Dawn (OND) / Post-OND Iraq Activities		Operation Enduring Freedom		Operation Freedom's Sentinel		Operation Noble Eagle		Operation Inherent Resolve		Summary	
	Obligations Year To Date	Disbursements Year To Date	Obligations Year To Date	Disbursements Year To Date	Obligations Year To Date	Disbursements Year To Date	Obligations Year To Date	Disbursements Year To Date	Obligations Year To Date	Disbursements Year To Date	Obligations Year To Date	Disbursements Year To Date
2.1 Temporary Duty (TDY)/Additional Duty (TAD)	0	0	0	0	67,571	34,158	0	0	1,827	1,174	69,398	35,332
2.2 Clothing and Other Personnel Equipment & Supplies	0	0	0	0	1,705	333	0	0	0	0	1,705	333
2.3 Medical Support/Health Services	0	0	0	0	1,885	383	0	0	0	0	1,885	383
2.5 Other Personnel Support	0	0	0	0	25,317	13,700	0	0	0	0	25,317	13,700
2.0 Personnel Support Sub-Total	0	0	0	0	96,478	48,574	0	0	1,827	1,174	98,305	49,748
3.1 Training	0	0	0	0	14,284	2,753	0	0	1,376	410	15,660	3,163
3.2 Operations (OPTEMPO) (Fuel, Other POL, Parts)	0	0	0	0	63,293	21,945	0	0	40,459	30,563	103,752	52,508
3.3 Other Supplies & Equipment	0	0	0	0	49,122	15,435	0	0	9,028	482	58,150	15,917
3.4 Facilities/Base Support	0	0	0	0	4,023	21	0	0	0	0	4,023	21
3.5.1 Organization Level Maintenance	0	0	0	0	17	0	0	0	0	0	17	0
3.5.2 Intermediate Level Maintenance	0	0	0	0	1,311	376	0	0	0	0	1,311	376
3.5.3 Depot Level Maintenance	0	0	0	0	4,900	176	0	0	0	0	4,900	176
3.5.4 Contractor Logistics Support	0	0	0	0	120,991	15,708	0	0	25,185	3,079	146,176	18,787
3.5.6 MRAP Vehicles Equipment Maintenance	0	0	0	0	40,359	4,571	0	0	0	0	40,359	4,571
3.6 (C4I)	0	0	0	0	105,993	13,663	0	0	18,072	6,155	124,065	19,818
3.7 Other Services and Miscellaneous Contracts	0	0	0	0	411,597	88,154	0	0	33,625	8,154	445,222	96,308
3.9 Psychological Operations (Information Operations)	0	0	0	0	2,638	0	0	0	0	0	2,638	0
3.0 Operating Support Sub-Total	0	0	0	0	818,528	162,802	0	0	127,745	48,843	946,273	211,645
4.1 Airlift	0	0	0	0	95,248	41,536	0	0	37,000	22,128	132,248	63,664
4.2 Sealift	0	0	0	0	200	0	0	0	0	0	200	0
4.4 Port Handling/Inland Transportation	0	0	0	0	1,316	429	0	0	0	0	1,316	429
4.5 Other Transportation	0	0	0	0	29,776	19,117	0	0	1,080	0	30,856	19,117
4.6 Second Destination Transportation	0	0	0	0	80	11	0	0	0	0	80	11
4.0 Transportation Sub-Total	0	0	0	0	126,620	61,093	0	0	38,080	22,128	164,700	83,221
7.2.1 Transportation Support	0	0	0	0	12,000	3,483	0	0	0	0	12,000	3,483
7.2.2 Logistic Support	0	0	0	0	40,200	7,780	0	0	0	0	40,200	7,780
7.6.1 Trainee Equip/Support	0	0	0	0	0	0	0	0	49,674	15,116	49,674	15,116
7.6.2 U.S. Trainer/Enabler	0	0	0	0	0	0	0	0	8,307	3,981	8,307	3,981
7.0 Other Support Sub-Total	0	0	0	0	52,200	11,263	0	0	57,981	19,097	110,181	30,360

COST OF WAR
Operation and Maintenance (O&M) Summary Execution by Operation, Component, Appropriation and Cost Breakdown Structure (CBS)
Beginning Fiscal Year - 2017
(Amounts in Thousands)
As of February 28, 2017

Component and Appropriation	Operation New Dawn (OND) / Post-OND Iraq Activities		Operation Enduring Freedom		Operation Freedom's Sentinel		Operation Noble Eagle		Operation Inherent Resolve		Summary	
	Obligations Year to Date	Disbursements Year to Date	Obligations Year to Date	Disbursements Year to Date	Obligations Year to Date	Disbursements Year to Date	Obligations Year to Date	Disbursements Year to Date	Obligations Year to Date	Disbursements Year to Date	Obligations Year to Date	Disbursements Year to Date
Grand Total	0	0	0	0	11,069,374	4,127,703	18,947	7,767	2,081,006	1,105,579	13,169,327	5,241,049
Army Total	0	0	0	0	4,895,347	1,436,075	14,339	3,339	877,147	214,043	5,786,833	1,653,457
Army Active Total	0	0	0	0	4,869,719	1,428,082	14,339	3,339	877,147	214,043	5,761,205	1,645,464
Operation and Maintenance, Army												
1.2.1 Civilian Premium Pay	0	0	0	0	37,854	22,458	181	152	5,936	5,704	43,971	28,314
1.2.2 Civilian Temporary Hires	0	0	0	0	465	465	0	0	211	211	676	676
1.0 Personnel Sub-Total	0	0	0	0	38,319	22,923	181	152	6,147	5,915	44,647	28,990
2.1 Temporary Duty (TDY)/Additional Duty (TAD)	0	0	0	0	27,061	14,898	2,564	1,581	84,018	18,506	113,643	34,985
2.2 Clothing and Other Personnel Equipment & Supplies	0	0	0	0	88,732	10,926	0	0	1,373	0	90,105	10,926
2.3 Medical Support/Health Services	0	0	0	0	13,492	10,607	0	0	4,402	2,860	17,894	13,467
2.5 Other Personnel Support	0	0	0	0	7,668	1,117	0	0	16,238	16,154	23,906	17,271
2.6 Rest & Recreation	0	0	0	0	1,718	1,718	0	0	0	0	1,718	1,718
2.0 Personnel Support Sub-Total	0	0	0	0	138,671	39,266	2,564	1,581	106,031	37,520	247,266	78,367
3.1 Training	0	0	0	0	112,895	37,838	46	0	0	0	112,941	37,838
3.1.0 Care-in-Store	0	0	0	0	368	0	0	0	0	0	368	0
3.2 Operations (OPTEMPO) (Fuel, Other POL, Parts)	0	0	0	0	382,121	299,668	520	348	250,408	48,385	633,049	348,401
3.2.1 MRAP Vehicles Operation	0	0	0	0	23,634	4,562	0	0	0	0	23,634	4,562
3.3 Other Supplies & Equipment	0	0	0	0	202,200	81,192	111	70	119,623	27,232	321,934	108,494
3.4 Facilities/Base Support	0	0	0	0	481,456	20,340	1,587	278	9,746	2,424	492,789	23,042
3.5.1 Organization Level Maintenance	0	0	0	0	9,214	2,550	0	0	0	0	9,214	2,550
3.5.2 Intermediate Level Maintenance	0	0	0	0	166,374	44,141	0	0	0	0	166,374	44,141
3.5.3 Depot Level Maintenance	0	0	0	0	525,471	55,823	0	0	183	183	525,654	56,006
3.5.4 Contractor Logistics Support	0	0	0	0	318,029	30,582	5,310	91	11,645	661	334,984	31,334
3.5.6 MRAP Vehicles Equipment Maintenance	0	0	0	0	35,143	722	0	0	0	0	35,143	722
3.6 (C4I)	0	0	0	0	573,999	75,400	84	11	56,696	11,916	630,779	87,327
3.7 Other Services and Miscellaneous Contracts	0	0	0	0	764,924	97,500	3,827	780	172,118	27,414	940,869	125,694
3.9 Psychological Operations (Information Operations)	0	0	0	0	62,249	0	0	0	0	0	62,249	0
3.0 Operating Support Sub-Total	0	0	0	0	3,658,077	750,318	11,485	1,578	620,419	118,215	4,289,981	870,111
4.1 Airlift	0	0	0	0	94,821	29,250	0	0	0	0	94,821	29,250
4.4 Port Handling/Inland Transportation	0	0	0	0	95,002	26,827	109	28	721	22	95,832	26,877
4.5 Other Transportation	0	0	0	0	162	1	0	0	0	0	162	1
4.6 Second Destination Transportation	0	0	0	0	203,281	69,146	0	0	31,850	0	235,131	69,146
4.0 Transportation Sub-Total	0	0	0	0	393,266	125,224	109	28	32,571	22	425,946	125,274

COST OF WAR
Operation and Maintenance (O&M) Summary Execution by Operation, Component, Appropriation and Cost Breakdown Structure (CBS)
Beginning Fiscal Year - 2017
(Amounts in Thousands)
As of February 28, 2017

Component and Appropriation	Operation New Dawn (OND) / Post-OND Iraq Activities		Operation Enduring Freedom		Operation Freedom's Sentinel		Operation Noble Eagle		Operation Inherent Resolve		Summary	
	Obligations Year to Date	Disbursements Year to Date	Obligations Year to Date	Disbursements Year to Date	Obligations Year to Date	Disbursements Year to Date	Obligations Year to Date	Disbursements Year to Date	Obligations Year to Date	Disbursements Year to Date	Obligations Year to Date	Disbursements Year to Date
7.4.1 Afghanistan (CERP)	0	0	0	0	672	590	0	0	0	0	672	590
7.6.1 Trainee Equip/Support	0	0	0	0	0	0	0	0	25,636	2,064	25,636	2,064
7.6.2 U.S. Trainer/Enabler	0	0	0	0	0	0	0	0	20,061	5,168	20,061	5,168
7.0 Other Support Sub-Total	0	0	0	0	672	590	0	0	45,697	7,232	46,369	7,822
Afghanistan Security Forces Fund, Army												
7.3.02 Defense Forces Sustainment	0	0	0	0	444,344	330,894	0	0	0	0	444,344	330,894
7.3.03 Defense Forces Infrastructure	0	0	0	0	4,743	0	0	0	0	0	4,743	0
7.3.04 Defense Forces Equipment and Transportation	0	0	0	0	54,644	54,644	0	0	0	0	54,644	54,644
7.3.05 Defense Forces Training and Operations	0	0	0	0	42,719	42,719	0	0	0	0	42,719	42,719
7.3.07 Interior Forces Sustainment	0	0	0	0	50,553	42,034	0	0	0	0	50,553	42,034
7.3.10 Interior Forces Training and Operations	0	0	0	0	43,711	10,815	0	0	0	0	43,711	10,815
7.3.20 Other	0	0	0	0	0	8,655	0	0	0	0	0	8,655
7.0 Other Support Sub-Total	0	0	0	0	640,714	489,761	0	0	0	0	640,714	489,761
Iraq Train and Equip Fund												
7.7.1 Defense Forces	0	0	0	0	0	0	0	0	66,282	45,139	66,282	45,139
7.0 Other Support Sub-Total	0	0	0	0	0	0	0	0	66,282	45,139	66,282	45,139
Army Reserve Total	0	0	0	0	6,599	2,122	0	0	0	0	6,599	2,122
Operation and Maintenance, Army Reserve												
2.1 Temporary Duty (TDY)/Additional Duty (TAD)	0	0	0	0	3,184	1,619	0	0	0	0	3,184	1,619
2.5 Other Personnel Support	0	0	0	0	2,295	481	0	0	0	0	2,295	481
2.0 Personnel Support Sub-Total	0	0	0	0	5,479	2,100	0	0	0	0	5,479	2,100
3.3 Other Supplies & Equipment	0	0	0	0	63	22	0	0	0	0	63	22
3.4 Facilities/Base Support	0	0	0	0	1	0	0	0	0	0	1	0
3.7 Other Services and Miscellaneous Contracts	0	0	0	0	945	0	0	0	0	0	945	0
3.0 Operating Support Sub-Total	0	0	0	0	1,009	22	0	0	0	0	1,009	22
4.4 Port Handling/Inland Transportation	0	0	0	0	111	0	0	0	0	0	111	0
4.0 Transportation Sub-Total	0	0	0	0	111	0	0	0	0	0	111	0
Army National Guard Total	0	0	0	0	19,029	5,871	0	0	0	0	19,029	5,871
Operation and Maintenance, Army Natl Guard												
1.2.1 Civilian Premium Pay	0	0	0	0	32	28	0	0	0	0	32	28
1.0 Personnel Sub-Total	0	0	0	0	32	28	0	0	0	0	32	28
2.1 Temporary Duty (TDY)/Additional Duty (TAD)	0	0	0	0	34	27	0	0	0	0	34	27
2.2 Clothing and Other Personnel Equipment & Supplies	0	0	0	0	109	3	0	0	0	0	109	3

COST OF WAR
Operation and Maintenance (O&M) Summary Execution by Operation, Component, Appropriation and Cost Breakdown Structure (CBS)
Beginning Fiscal Year - 2017
(Amounts in Thousands)
As of February 28, 2017

Component and Appropriation	Operation New Dawn (OND) / Post-OND Iraq Activities		Operation Enduring Freedom		Operation Freedom's Sentinel		Operation Noble Eagle		Operation Inherent Resolve		Summary	
	Obligations Year to Date	Disbursements Year to Date	Obligations Year to Date	Disbursements Year to Date	Obligations Year to Date	Disbursements Year to Date	Obligations Year to Date	Disbursements Year to Date	Obligations Year to Date	Disbursements Year to Date	Obligations Year to Date	Disbursements Year to Date
2.3 Medical Support/Health Services	0	0	0	0	61	16	0	0	0	0	61	16
2.4 Reserve Component Activation/Deactivation	0	0	0	0	2,654	1,472	0	0	0	0	2,654	1,472
2.5 Other Personnel Support	0	0	0	0	622	316	0	0	0	0	622	316
2.0 Personnel Support Sub-Total	0	0	0	0	3,480	1,834	0	0	0	0	3,480	1,834
3.1 Training	0	0	0	0	59	24	0	0	0	0	59	24
3.2 Operations (OPTEMPO) (Fuel, Other POL, Parts)	0	0	0	0	4,380	1,756	0	0	0	0	4,380	1,756
3.3 Other Supplies & Equipment	0	0	0	0	4,174	759	0	0	0	0	4,174	759
3.4 Facilities/Base Support	0	0	0	0	375	238	0	0	0	0	375	238
3.5.4 Contractor Logistics Support	0	0	0	0	1	0	0	0	0	0	1	0
3.6 (C4I)	0	0	0	0	2,929	739	0	0	0	0	2,929	739
3.7 Other Services and Miscellaneous Contracts	0	0	0	0	3,216	294	0	0	0	0	3,216	294
3.0 Operating Support Sub-Total	0	0	0	0	15,134	3,810	0	0	0	0	15,134	3,810
4.4 Port Handling/Inland Transportation	0	0	0	0	383	199	0	0	0	0	383	199
4.0 Transportation Sub-Total	0	0	0	0	383	199	0	0	0	0	383	199
Navy/Marine Corps Total	0	0	0	0	2,317,757	1,441,386	0	0	187,187	112,166	2,504,944	1,553,552
Navy Total	0	0	0	0	2,161,696	1,414,146	0	0	146,677	111,714	2,308,373	1,525,860
Navy Active Total	0	0	0	0	2,143,549	1,412,313	0	0	146,677	111,714	2,290,226	1,524,027
Operation and Maintenance, Navy												
1.2.1 Civilian Premium Pay	0	0	0	0	38,572	36,308	0	0	0	0	38,572	36,308
1.2.2 Civilian Temporary Hires	0	0	0	0	142	126	0	0	0	0	142	126
1.0 Personnel Sub-Total	0	0	0	0	38,714	36,434	0	0	0	0	38,714	36,434
2.1 Temporary Duty (TDY)/Additional Duty (TAD)	0	0	0	0	52,234	27,792	0	0	906	852	53,140	28,644
2.2 Clothing and Other Personnel Equipment & Supplies	0	0	0	0	886	244	0	0	34	33	920	277
2.3 Medical Support/Health Services	0	0	0	0	452	119	0	0	0	0	452	119
2.5 Other Personnel Support	0	0	0	0	3,477	1,689	0	0	0	0	3,477	1,689
2.7 Body Armor	0	0	0	0	613	0	0	0	0	0	613	0
2.0 Personnel Support Sub-Total	0	0	0	0	57,662	29,844	0	0	940	885	58,602	30,729
3.1 Training	0	0	0	0	21,409	13,203	0	0	0	0	21,409	13,203
3.2 Operations (OPTEMPO) (Fuel, Other POL, Parts)	0	0	0	0	417,055	310,658	0	0	104,080	104,080	521,135	414,738
3.3 Other Supplies & Equipment	0	0	0	0	75,544	46,778	0	0	73	73	75,617	46,851
3.4 Facilities/Base Support	0	0	0	0	37,180	1,602	0	0	0	0	37,180	1,602
3.5.1 Organization Level Maintenance	0	0	0	0	30,596	25,055	0	0	4,552	177	35,148	25,232
3.5.2 Intermediate Level Maintenance	0	0	0	0	16,712	7,559	0	0	0	0	16,712	7,559

COST OF WAR
Operation and Maintenance (O&M) Summary Execution by Operation, Component, Appropriation and Cost Breakdown Structure (CBS)
Beginning Fiscal Year - 2017
(Amounts in Thousands)
As of February 28, 2017

Component and Appropriation	Operation New Dawn (OND) / Post-OND Iraq Activities		Operation Enduring Freedom		Operation Freedom's Sentinel		Operation Noble Eagle		Operation Inherent Resolve		Summary	
	Obligations Year to Date	Disbursements Year to Date	Obligations Year to Date	Disbursements Year to Date	Obligations Year to Date	Disbursements Year to Date	Obligations Year to Date	Disbursements Year to Date	Obligations Year to Date	Disbursements Year to Date	Obligations Year to Date	Disbursements Year to Date
3.5.3 Depot Level Maintenance	0	0	0	0	1,156,242	831,859	0	0	21,350	4,070	1,177,592	835,929
3.5.4 Contractor Logistics Support	0	0	0	0	2,790	2,141	0	0	0	0	2,790	2,141
3.6 (C4I)	0	0	0	0	17,597	12,125	0	0	0	0	17,597	12,125
3.7 Other Services and Miscellaneous Contracts	0	0	0	0	89,284	37,438	0	0	14,900	1,647	104,184	39,085
3.0 Operating Support Sub-Total	0	0	0	0	1,864,409	1,288,418	0	0	144,955	110,047	2,009,364	1,398,465
4.1 Airlift	0	0	0	0	92,670	21,862	0	0	782	782	93,452	22,644
4.2 Sealift	0	0	0	0	38,777	23,911	0	0	0	0	38,777	23,911
4.4 Port Handling/Inland Transportation	0	0	0	0	36,700	11,345	0	0	0	0	36,700	11,345
4.5 Other Transportation	0	0	0	0	12,582	181	0	0	0	0	12,582	181
4.6 Second Destination Transportation	0	0	0	0	1,985	318	0	0	0	0	1,985	318
4.7 MRAP Vehicles Transportation	0	0	0	0	50	0	0	0	0	0	50	0
4.0 Transportation Sub-Total	0	0	0	0	182,764	57,617	0	0	782	782	183,546	58,399
Navy Reserve Total	0	0	0	0	18,147	1,833	0	0	0	0	18,147	1,833
Operation and Maintenance, Navy Reserve												
2.2 Clothing and Other Personnel Equipment & Supplies	0	0	0	0	91	0	0	0	0	0	91	0
2.3 Medical Support/Health Services	0	0	0	0	40	0	0	0	0	0	40	0
2.4 Reserve Component Activation/Deactivation	0	0	0	0	398	296	0	0	0	0	398	296
2.0 Personnel Support Sub-Total	0	0	0	0	529	296	0	0	0	0	529	296
3.1 Training	0	0	0	0	127	0	0	0	0	0	127	0
3.5.3 Depot Level Maintenance	0	0	0	0	16,557	1,531	0	0	0	0	16,557	1,531
3.7 Other Services and Miscellaneous Contracts	0	0	0	0	915	0	0	0	0	0	915	0
3.0 Operating Support Sub-Total	0	0	0	0	17,599	1,531	0	0	0	0	17,599	1,531
4.6 Second Destination Transportation	0	0	0	0	19	6	0	0	0	0	19	6
4.0 Transportation Sub-Total	0	0	0	0	19	6	0	0	0	0	19	6
Marine Corps Total	0	0	0	0	156,061	27,240	0	0	40,510	452	196,571	27,692
Marine Corps Active Total	0	0	0	0	153,866	25,604	0	0	40,510	452	194,376	26,056
Operation and Maintenance, Marine Corps												
1.2.1 Civilian Premium Pay	0	0	0	0	272	227	0	0	0	0	272	227
1.2.2 Civilian Temporary Hires	0	0	0	0	94	91	0	0	0	0	94	91
1.0 Personnel Sub-Total	0	0	0	0	366	318	0	0	0	0	366	318
2.1 Temporary Duty (TDY)/Additional Duty (TAD)	0	0	0	0	208	136	0	0	2,048	676	2,256	812
2.2 Clothing and Other Personnel Equipment & Supplies	0	0	0	0	445	0	0	0	0	0	445	0
2.3 Medical Support/Health Services	0	0	0	0	915	222	0	0	0	0	915	222

COST OF WAR
Operation and Maintenance (O&M) Summary Execution by Operation, Component, Appropriation and Cost Breakdown Structure (CBS)
Beginning Fiscal Year - 2017
(Amounts in Thousands)
As of February 28, 2017

Component and Appropriation	Operation New Dawn (OND) / Post-OND Iraq Activities		Operation Enduring Freedom		Operation Freedom's Sentinel		Operation Noble Eagle		Operation Inherent Resolve		Summary	
	Obligations Year to Date	Disbursements Year to Date	Obligations Year to Date	Disbursements Year to Date	Obligations Year to Date	Disbursements Year to Date	Obligations Year to Date	Disbursements Year to Date	Obligations Year to Date	Disbursements Year to Date	Obligations Year to Date	Disbursements Year to Date
2.5 Other Personnel Support	0	0	0	0	19,396	3,775	0	0	0	0	19,396	3,775
2.0 Personnel Support Sub-Total	0	0	0	0	20,964	4,133	0	0	2,048	676	23,012	4,809
3.1 Training	0	0	0	0	15,521	946	0	0	0	0	15,521	946
3.2 Operations (OPTEMPO) (Fuel, Other POL, Parts)	0	0	0	0	2,082	1,580	0	0	-79,571	-460	-77,489	1,120
3.3 Other Supplies & Equipment	0	0	0	0	245	231	0	0	-79	2	166	233
3.4 Facilities/Base Support	0	0	0	0	173	12	0	0	0	0	173	12
3.5.1 Organization Level Maintenance	0	0	0	0	-731	-576	0	0	0	0	-731	-576
3.5.2 Intermediate Level Maintenance	0	0	0	0	1,996	1,047	0	0	0	0	1,996	1,047
3.5.3 Depot Level Maintenance	0	0	0	0	24,307	1,451	0	0	118,112	234	142,419	1,685
3.5.4 Contractor Logistics Support	0	0	0	0	3,938	0	0	0	0	0	3,938	0
3.5.6 MRAP Vehicles Equipment Maintenance	0	0	0	0	335	13	0	0	0	0	335	13
3.6 (C4I)	0	0	0	0	48	0	0	0	0	0	48	0
3.7 Other Services and Miscellaneous Contracts	0	0	0	0	71,126	15,884	0	0	0	0	71,126	15,884
3.0 Operating Support Sub-Total	0	0	0	0	119,040	20,588	0	0	38,462	-224	157,502	20,364
4.1 Airlift	0	0	0	0	129	41	0	0	0	0	129	41
4.5 Other Transportation	0	0	0	0	1,367	524	0	0	0	0	1,367	524
4.6 Second Destination Transportation	0	0	0	0	12,000	0	0	0	0	0	12,000	0
4.0 Transportation Sub-Total	0	0	0	0	13,496	565	0	0	0	0	13,496	565
Marine Corps Reserve Total	0	0	0	0	2,195	1,636	0	0	0	0	2,195	1,636
Operation and Maintenance, USMC Reserve												
2.1 Temporary Duty (TDY)/Additional Duty (TAD)	0	0	0	0	2,119	1,563	0	0	0	0	2,119	1,563
2.2 Clothing and Other Personnel Equipment & Supplies	0	0	0	0	51	51	0	0	0	0	51	51
2.4 Reserve Component Activation/Deactivation	0	0	0	0	25	22	0	0	0	0	25	22
2.0 Personnel Support Sub-Total	0	0	0	0	2,195	1,636	0	0	0	0	2,195	1,636
Air Force Total	0	0	0	0	2,582,334	825,551	4,608	4,428	790,256	687,380	3,377,198	1,517,359
Air Force Active Total	0	0	0	0	2,545,832	820,011	4,608	4,428	790,256	687,380	3,340,696	1,511,819
Operation and Maintenance, Air Force												
1.2.2 Civilian Temporary Hires	0	0	0	0	18,420	17,824	429	429	1,504	1,493	20,353	19,746
1.0 Personnel Sub-Total	0	0	0	0	18,420	17,824	429	429	1,504	1,493	20,353	19,746
2.1 Temporary Duty (TDY)/Additional Duty (TAD)	0	0	0	0	85,838	42,859	512	359	8,645	3,469	94,995	46,687
2.2 Clothing and Other Personnel Equipment & Supplies	0	0	0	0	512	400	0	0	0	0	512	400
2.3 Medical Support/Health Services	0	0	0	0	12,567	5,755	0	0	806	488	13,373	6,243
2.5 Other Personnel Support	0	0	0	0	31,924	118	0	0	28,339	3,820	60,263	3,938

COST OF WAR
Operation and Maintenance (O&M) Summary Execution by Operation, Component, Appropriation and Cost Breakdown Structure (CBS)
Beginning Fiscal Year - 2017
(Amounts in Thousands)
As of February 28, 2017

Component and Appropriation	Operation New Dawn (OND) / Post-OND Iraq Activities		Operation Enduring Freedom		Operation Freedom's Sentinel		Operation Noble Eagle		Operation Inherent Resolve		Summary	
	Obligations Year to Date	Disbursements Year to Date	Obligations Year to Date	Disbursements Year to Date	Obligations Year to Date	Disbursements Year to Date	Obligations Year to Date	Disbursements Year to Date	Obligations Year to Date	Disbursements Year to Date	Obligations Year to Date	Disbursements Year to Date
2.7 Body Armor	0	0	0	0	144	0	0	0	0	0	144	0
2.0 Personnel Support Sub-Total	0	0	0	0	130,985	49,132	512	359	37,790	7,777	169,287	57,268
3.1 Training	0	0	0	0	8,144	1,005	0	0	293	172	8,437	1,177
3.2 Operations (OPTEMPO) (Fuel, Other POL, Parts)	0	0	0	0	172,588	170,897	3,637	3,637	610,706	610,222	786,931	784,756
3.3 Other Supplies & Equipment	0	0	0	0	143,555	56,851	5	3	18,554	12,904	162,114	69,758
3.4 Facilities/Base Support	0	0	0	0	68,704	25,310	25	0	4,759	703	73,488	26,013
3.5.3 Depot Level Maintenance	0	0	0	0	963,044	198,879	0	0	0	0	963,044	198,879
3.6 (C4I)	0	0	0	0	363,332	59,504	0	0	10,812	622	374,144	60,126
3.7 Other Services and Miscellaneous Contracts	0	0	0	0	292,662	38,358	0	0	35,788	6,216	328,450	44,574
3.0 Operating Support Sub-Total	0	0	0	0	2,012,029	550,804	3,667	3,640	680,912	630,839	2,696,608	1,185,283
4.1 Airlift	0	0	0	0	306,476	187,742	0	0	66,879	45,377	373,355	233,119
4.2 Sealift	0	0	0	0	21	0	0	0	0	0	21	0
4.5 Other Transportation	0	0	0	0	75,613	13,237	0	0	2,779	1,524	78,392	14,761
4.8 Retrograde of Personnel and Equipment	0	0	0	0	2,288	1,272	0	0	292	292	2,580	1,564
4.0 Transportation Sub-Total	0	0	0	0	384,398	202,251	0	0	69,950	47,193	454,348	249,444
7.6.2 U.S. Trainer/Enabler	0	0	0	0	0	0	0	0	100	78	100	78
7.0 Other Support Sub-Total	0	0	0	0	0	0	0	0	100	78	100	78
Air Force Reserve Total	0	0	0	0	33,415	3,541	0	0	0	0	33,415	3,541
Operation and Maintenance, Air Force Reserve												
1.2.2 Civilian Temporary Hires	0	0	0	0	7	7	0	0	0	0	7	7
1.0 Personnel Sub-Total	0	0	0	0	7	7	0	0	0	0	7	7
2.1 Temporary Duty (TDY)/Additional Duty (TAD)	0	0	0	0	985	415	0	0	0	0	985	415
2.0 Personnel Support Sub-Total	0	0	0	0	985	415	0	0	0	0	985	415
3.3 Other Supplies & Equipment	0	0	0	0	45	21	0	0	0	0	45	21
3.4 Facilities/Base Support	0	0	0	0	843	15	0	0	0	0	843	15
3.5.3 Depot Level Maintenance	0	0	0	0	23,272	0	0	0	0	0	23,272	0
3.5.4 Contractor Logistics Support	0	0	0	0	8,263	3,083	0	0	0	0	8,263	3,083
3.0 Operating Support Sub-Total	0	0	0	0	32,423	3,119	0	0	0	0	32,423	3,119
Air Force National Guard Total	0	0	0	0	3,087	1,999	0	0	0	0	3,087	1,999
Operation and Maintenance, Air Natl Guard												
2.1 Temporary Duty (TDY)/Additional Duty (TAD)	0	0	0	0	246	184	0	0	0	0	246	184
2.0 Personnel Support Sub-Total	0	0	0	0	246	184	0	0	0	0	246	184
3.3 Other Supplies & Equipment	0	0	0	0	380	206	0	0	0	0	380	206

COST OF WAR
Operation and Maintenance (O&M) Summary Execution by Operation, Component, Appropriation and Cost Breakdown Structure (CBS)
Beginning Fiscal Year - 2017
(Amounts in Thousands)
As of February 28, 2017

Component and Appropriation	Operation New Dawn (OND) / Post-OND Iraq Activities		Operation Enduring Freedom		Operation Freedom's Sentinel		Operation Noble Eagle		Operation Inherent Resolve		Summary	
	Obligations Year to Date	Disbursements Year to Date	Obligations Year to Date	Disbursements Year to Date	Obligations Year to Date	Disbursements Year to Date	Obligations Year to Date	Disbursements Year to Date	Obligations Year to Date	Disbursements Year to Date	Obligations Year to Date	Disbursements Year to Date
3.4 Facilities/Base Support	0	0	0	0	67	30	0	0	0	0	67	30
3.6 (C4I)	0	0	0	0	25	23	0	0	0	0	25	23
3.7 Other Services and Miscellaneous Contracts	0	0	0	0	2,369	1,556	0	0	0	0	2,369	1,556
3.0 Operating Support Sub-Total	0	0	0	0	2,841	1,815	0	0	0	0	2,841	1,815
Defense Health Program Total	0	0	0	0	139,475	107,877	0	0	0	0	139,475	107,877
Defense Health Program, Defense												
2.3 Medical Support/Health Services	0	0	0	0	139,475	107,877	0	0	0	0	139,475	107,877
2.0 Personnel Support Sub-Total	0	0	0	0	139,475	107,877	0	0	0	0	139,475	107,877
Defense Agency Total	0	0	0	0	1,134,461	316,814	0	0	226,416	91,990	1,360,877	408,804
Operation and Maintenance, Defense-Wide												
1.2.1 Civilian Premium Pay	0	0	0	0	34,957	28,558	0	0	0	0	34,957	28,558
1.2.2 Civilian Temporary Hires	0	0	0	0	5,678	4,524	0	0	783	748	6,461	5,272
1.0 Personnel Sub-Total	0	0	0	0	40,635	33,082	0	0	783	748	41,418	33,830
2.1 Temporary Duty (TDY)/Additional Duty (TAD)	0	0	0	0	67,571	34,158	0	0	1,827	1,174	69,398	35,332
2.2 Clothing and Other Personnel Equipment & Supplies	0	0	0	0	1,705	333	0	0	0	0	1,705	333
2.3 Medical Support/Health Services	0	0	0	0	1,885	383	0	0	0	0	1,885	383
2.5 Other Personnel Support	0	0	0	0	25,317	13,700	0	0	0	0	25,317	13,700
2.0 Personnel Support Sub-Total	0	0	0	0	96,478	48,574	0	0	1,827	1,174	98,305	49,748
3.1 Training	0	0	0	0	14,284	2,753	0	0	1,376	410	15,660	3,163
3.2 Operations (OPTEMPO) (Fuel, Other POL, Parts)	0	0	0	0	63,293	21,945	0	0	40,459	30,563	103,752	52,508
3.3 Other Supplies & Equipment	0	0	0	0	49,122	15,435	0	0	9,028	482	58,150	15,917
3.4 Facilities/Base Support	0	0	0	0	4,023	21	0	0	0	0	4,023	21
3.5.1 Organization Level Maintenance	0	0	0	0	17	0	0	0	0	0	17	0
3.5.2 Intermediate Level Maintenance	0	0	0	0	1,311	376	0	0	0	0	1,311	376
3.5.3 Depot Level Maintenance	0	0	0	0	4,900	176	0	0	0	0	4,900	176
3.5.4 Contractor Logistics Support	0	0	0	0	120,991	15,708	0	0	25,185	3,079	146,176	18,787
3.5.6 MRAP Vehicles Equipment Maintenance	0	0	0	0	40,359	4,571	0	0	0	0	40,359	4,571
3.6 (C4I)	0	0	0	0	105,993	13,663	0	0	18,072	6,155	124,065	19,818
3.7 Other Services and Miscellaneous Contracts	0	0	0	0	411,597	88,154	0	0	33,625	8,154	445,222	96,308
3.9 Psychological Operations (Information Operations)	0	0	0	0	2,638	0	0	0	0	0	2,638	0
3.0 Operating Support Sub-Total	0	0	0	0	818,528	162,802	0	0	127,745	48,843	946,273	211,645
4.1 Airlift	0	0	0	0	95,248	41,536	0	0	37,000	22,128	132,248	63,664
4.2 Sealift	0	0	0	0	200	0	0	0	0	0	200	0

COST OF WAR
Operation and Maintenance (O&M) Summary Execution by Operation, Component, Appropriation and Cost Breakdown Structure (CBS)
Beginning Fiscal Year - 2017
(Amounts in Thousands)
As of February 28, 2017

Component and Appropriation	Operation New Dawn (OND) / Post-OND Iraq Activities		Operation Enduring Freedom		Operation Freedom's Sentinel		Operation Noble Eagle		Operation Inherent Resolve		Summary	
	Obligations Year to Date	Disbursements Year to Date	Obligations Year to Date	Disbursements Year to Date	Obligations Year to Date	Disbursements Year to Date	Obligations Year to Date	Disbursements Year to Date	Obligations Year to Date	Disbursements Year to Date	Obligations Year to Date	Disbursements Year to Date
4.4 Port Handling/Inland Transportation	0	0	0	0	1,316	429	0	0	0	0	1,316	429
4.5 Other Transportation	0	0	0	0	29,776	19,117	0	0	1,080	0	30,856	19,117
4.6 Second Destination Transportation	0	0	0	0	80	11	0	0	0	0	80	11
4.0 Transportation Sub-Total	0	0	0	0	126,620	61,093	0	0	38,080	22,128	164,700	83,221
7.2.1 Transportation Support	0	0	0	0	12,000	3,483	0	0	0	0	12,000	3,483
7.2.2 Logistic Support	0	0	0	0	40,200	7,780	0	0	0	0	40,200	7,780
7.6.1 Trainee Equip/Support	0	0	0	0	0	0	0	0	49,674	15,116	49,674	15,116
7.6.2 U.S. Trainer/Enabler	0	0	0	0	0	0	0	0	8,307	3,981	8,307	3,981
7.0 Other Support Sub-Total	0	0	0	0	52,200	11,263	0	0	57,981	19,097	110,181	30,360

FY 2017 Cost of War for FY 2017 Appropriations

**FY 2017 Estimate of Cost of War for FY 2017 Appropriations
(Amounts in Thousands)
As of February 28, 2017**

APPROPRIATION Fiscal Year 2017 Accounts	Notes	Funds Appropriated 1/	Funds Transferred	Funds Available	Obligations February 2017	Obligations CFI 2/	Disbursements CFI 3/	Unpaid Obligations	Unobligated Balance	Percent Obligated
21 2017/2017 2010 Military Personnel, Army		1,240,420	0	1,240,420	193,368	900,450	900,450	0	339,970	73%
21 2017/2017 2070 Reserve Personnel, Army		9,800	0	9,800	1,928	6,387	4,786	1,601	3,413	65%
21 2017/2017 2060 National Guard Personnel, Army		195,756	744	196,500	12,295	47,244	34,238	13,006	149,256	24%
21 2017/2017 2020 Operation and Maintenance, Army		11,087,410	45,000	11,132,410	1,219,001	5,054,209	1,110,564	3,943,645	6,078,201	45%
21 2017/2017 2080 Operation and Maintenance, Army Reserve		21,300	0	21,300	2,891	6,599	2,122	4,477	14,701	31%
21 2017/2017 2065 Operation and Maintenance, Army Natl Guard		127,000	0	127,000	6,215	19,029	5,871	13,158	107,971	15%
21 2017/2019 2031 Aircraft Procurement, Army		114,511	0	114,511	11,991	49,983	4,646	45,337	64,528	44%
21 2017/2019 2032 Missile Procurement, Army		229,100	0	229,100	17	17	0	17	229,083	0%
21 2017/2019 2033 Procurement of Weapons & Tracked Vehicles		22,060	0	22,060	12,095	12,895	0	12,895	9,165	58%
21 2017/2019 2034 Procurement of Ammunition, Army		54,826	0	54,826	212	3,121	0	3,121	51,705	6%
21 2017/2019 2035 Other Procurement, Army		251,832	0	251,832	58,148	68,616	4,663	63,953	183,216	27%
21 2017/2018 2040 Research, Development, Test, and Eval, Army		143,981	0	143,981	4133	14,943	84	14,859	129,038	10%
17 2017/2017 1453 Military Personnel, Navy		196,640	0	196,640	28,769	142,834	140,749	2,085	53,806	73%
17 2017/2017 1405 Reserve Personnel, Navy		7,296	0	7,296	-975	2,646	2,000	646	4,650	36%
17 2017/2017 1804 Operation and Maintenance, Navy		4,217,369	850	4,218,219	436,094	2,290,226	1,524,027	766,199	1,927,993	54%
17 2017/2017 1806 Operation and Maintenance, Navy Reserve		20,434	0	20,434	5,031	18,147	1,833	16,314	2,287	89%
17 2017/2019 1506 Aircraft Procurement, Navy		392,713	0	392,713	2,296	42,170	1,147	41,023	350,543	11%
17 2017/2019 1508 Procurement of Ammunition, Navy and USMC		62,508	0	62,508	0	211	0	211	62,297	0%
17 2017/2019 1810 Other Procurement, Navy		7,005	0	7,005	0	3,595	85	3,510	3,410	51%
17 2017/2018 1319 Research, Development, Test, and Eval, Navy		19,202	0	19,202	0	0	0	0	19,202	0%
17 2017/2021 1205 Military Construction, Navy and Marine Corps	5/	0	0	0	121	121	0	121	-121	#DIV/0!
17 2017/2017 1105 Military Personnel, Marine Corps		104,180	0	104,180	12,602	39,276	0	39,276	64,904	38%
17 2017/2017 1108 Reserve Personnel, Marine Corps	5/	1,950	0	1,950	-430	1,965	0	1,965	-15	101%
17 2017/2017 1106 Operation and Maintenance, Marine Corps		957,553	0	957,553	55,748	194,376	26,056	168,320	763,177	20%
17 2017/2017 1107 Operation and Maintenance, USMC Reserve	5/	1,986	0	1,986	487	2,195	1,636	559	-209	111%
17 2017/2019 1109 Procurement, Marine Corps		32,728	0	32,728	0	0	0	0	32,728	0%
57 2017/2017 3500 Military Personnel, Air Force		455,037	0	455,037	71,991	372,858	372,858	0	82,179	82%
57 2017/2017 3700 Reserve Personnel, Air Force		11,339	272	11,611	1,126	9,440	4,496	4,944	2,171	81%
57 2017/2017 3850 National Guard Personnel, Air Force		1,626	0	1,626	1,013	1,591	1,310	281	35	98%
57 2017/2017 3400 Operation and Maintenance, Air Force		6,781,081	18,534	6,799,615	852,801	3,340,696	1,511,819	1,828,877	3,458,919	49%
57 2017/2017 3740 Operation and Maintenance, Air Force Reserve	5/	33,401	0	33,401	13	33,415	3,541	29,874	-14	100%
57 2017/2017 3840 Operation and Maintenance, Air Natl Guard		11,439	0	11,439	1,793	3,087	1,999	1,088	8,352	27%
57 2017/2019 3010 Aircraft Procurement, Air Force		71,741	0	71,741	-29	25	4	21	71,716	0%
57 2017/2019 3020 Missile Procurement, Air Force	4/	231,777	0	231,777	-25	11	23	-12	231,766	0%
57 2017/2019 3011 Procurement of Ammunition, Air Force		333,138	0	333,138	-17	20	13	7	333,118	0%
57 2017/2019 3080 Other Procurement, Air Force		2,048,241	0	2,048,241	0	0	0	0	2,048,241	0%
57 2017/2018 3600 Research, Development, Test and Eval, Air Force		9,829	0	9,829	0	0	0	0	9,829	0%
97 2017/2017 0100 Operation and Maintenance, Defense-Wide		4,164,149	229,000	4,393,149	256,427	1,360,877	408,804	952,073	3,032,272	31%
97 2017/2018 0100 Operations and Maintenance, Defense-Wide		0	11,000	11,000	0	0	0	0	11,000	0%
97 2017/2017 0107 Office of the Inspector General, Defense		5,899	0	5,899	0	0	0	0	5,899	0%
97 2017/2017 0130 Defense Health Program, Defense		259,951	0	259,951	23,566	139,475	107,877	31,598	120,476	54%
97 2017/2019 0300 Procurement, Defense-Wide		273,791	0	273,791	1,500	25,919	1,067	24,852	247,872	9%

**FY 2017 Estimate of Cost of War for FY 2017 Appropriations
(Amounts in Thousands)
As of February 28, 2017**

APPROPRIATION Fiscal Year 2017 Accounts	Notes	Funds Appropriated 1/	Funds Transferred	Funds Available	Obligations February 2017	Obligations CFI 2/	Disbursements CFI 3/	Unpaid Obligations	Unobligated Balance	Percent Obligated
97 2017/2018 0400 Research, Development, Test and Eval, Defense		36,961	0	36,961	1,255	1,613	32	1,581	35,348	4%
21 2017/2018 2091 Afghanistan Security Forces Fund, Army		1,869,311	0	1,869,311	191,528	640,714	489,761	150,953	1,228,597	34%
21 2017/2019 2093 Joint Improvised Explosive Device Defeat Fund	4/	288,882	0	288,882	0	0	1,034	-1,034	288,882	0%
21 2017/2018 2097 Iraq Train and Equip Fund		642,002	0	642,002	19,469	66,282	45,139	21,143	575,720	10%
97 2017/2017 0105 Drug Interdiction & Cntr Drug Activities		106,932	-35,400	71,532	0	0	0	0	71,532	0%
Sub-Total		37,156,087	270,000	37,426,087	3,484,448	14,917,278	6,714,734	8,202,544	22,508,809	40%
Non-War Funds		0	0	0	0	0	0	0	0	0%
Operation Noble Eagle - Baseline Funds	2/	0	0	31,802	0	0	0	0	31,802	0%
Grand Total		37,156,087	270,000	37,457,889	3,484,448	14,917,278	6,714,734	8,202,544	22,540,611	20%

**FY 2017 Estimate of Cost of War for FY 2017 Appropriations
(Amounts in Thousands)
As of February 28, 2017**

FY 2017 Status of Funds Footnotes:

- 1/ Reflects funding provided in Public Law 114-223, the Continuing Resolutions Act, 2017.
- 2/ Obligations include **\$31,802** for Operation Noble Eagle (ONE) as a cost of war.
- 3/ CFI is Cumulative From Inception.
- 4/ Disbursements that exceed obligations indicates a reporting discrepancy and will be corrected in a subsequent period.
- 5/ Obligations that exceed funds available reflect cash flowing from baseline operations.

**FY 2017 Estimate of Cost of War for FY 2017 Appropriations
(Amounts in Thousands)
As of February 28, 2017**

Table 1 -- Reprogramming Actions into/out of Cost of War Funds

Reprogramming Action:	1
APPROPRIATION	
2017/2017 National Guard Personnel, Army	744
2017/2017 Operation and Maintenance, Army	45,000
2017/2017 Operation and Maintenance, Navy	850
2017/2017 Reserve Personnel, Air Force	272
2017/2017 Operation and Maintenance, Air Force	18,534
2017/2017 Operation and Maintenance, Defense-Wide	229,000
2017/2018 Operation and Maintenance, Defense-Wide	11,000
2017/2017 Drug Interdiction & Cntr Drug Activities	-35,400
Reprogramming Total	270,000
Cumulative Reprogramming Total	270,000

1. FY 17-05 PA; Counterterrorism Partnership Funds for Syria Train & Equip, (220,000)
 FY 17-01 PA; Counterterrorism Partnership Funds for Syria Train & Equip, (50,000)
 FY 17-01 IR; Drug Interdiction and Counter-Drug Activities, Defense, (Zero Net Change)
 FY 17-02 LT; Directed transfer in DoD Appropriation Act, (Zero Net Change)

FY 2017 Cost of War for FY 2016 Appropriations

**FY 2017 Estimate of Cost of War for FY 2016 Appropriations
(Amounts in Thousands)
As of February 28, 2017**

APPROPRIATION Fiscal Year 2016 Accounts	Notes	Funds Appropriated 1/ 6/	Funds Transferred 4/	Funds Available	Obligations February 2017	Obligations CFI 2/	Disbursements CFI 3/	Unpaid Obligations	Unobligated Balance	Percent Obligated
21 2016/2016 2010 Military Personnel, Army	7/	1,846,356	20,653	1,867,009	0	1,905,673	1,905,673	0	-38,664	102%
21 2016/2016 2070 Reserve Personnel, Army		17,162	0	17,162	240	16,871	15,810	1,061	291	98%
21 2016/2016 2060 National Guard Personnel, Army		149,015	-18,399	130,616	-127	125,797	119,921	5,876	4,819	96%
21 2016/2016 2020 Operation and Maintenance, Army	6/ 7/	11,668,548	1,798,038	13,466,586	-717	13,520,138	6,347,852	7,172,286	-53,552	100%
21 2016/2016 2080 Operation and Maintenance, Army Reserve	6/ 7/	24,554	0	24,554	0	25,611	17,986	7,625	-1,057	104%
21 2016/2016 2065 Operation and Maintenance, Army Natl Guard		60,845	0	60,845	0	51,066	30,163	20,903	9,779	84%
21 2016/2018 2031 Aircraft Procurement, Army		161,987	111,300	273,287	6,231	199,710	74,964	124,746	73,577	73%
21 2016/2018 2032 Missile Procurement, Army		37,260	0	37,260	0	5,189	1,674	3,515	32,071	14%
21 2016/2018 2033 Procurement of Weapons & Tracked Vehicles, Army		486,630	0	486,630	507	326,936	50,373	276,563	159,694	67%
21 2016/2018 2034 Procurement of Ammunition, Army		222,040	0	222,040	6,525	193,287	24,047	169,240	28,753	0%
21 2016/2018 2035 Other Procurement, Army		1,175,596	-24,471	1,151,125	28,748	948,589	214,820	733,769	202,536	82%
21 2016/2017 2040 Research, Development, Test, and Eval, Army		1,500	0	1,500	-4	1,496	1,246	250	4	100%
17 2016/2016 1453 Military Personnel, Navy		251,011	92,841	343,852	0	342,551	340,889	1,662	1,301	100%
17 2016/2016 1405 Reserve Personnel, Navy		12,693	0	12,693	0	12,693	12,453	240	0	100%
17 2016/2016 1804 Operation and Maintenance, Navy	6/ 7/	4,789,789	219,669	5,009,458	0	5,062,035	3,628,162	1,433,873	-52,577	101%
17 2016/2016 1806 Operation and Maintenance, Navy Reserve	6/	31,462	0	31,462	0	31,406	22,127	9,279	56	100%
17 2016/2018 1506 Aircraft Procurement, Navy		210,990	0	210,990	269	141,676	21,407	120,269	69,314	67%
17 2016/2018 1508 Procurement of Ammunition, Navy and USMC		117,966	0	117,966	-3,641	109,012	3,241	105,771	8,954	92%
17 2016/2018 1810 Other Procurement, Navy		186	0	186	0	86	86	0	100	46%
17 2016/2016 1105 Military Personnel, Marine Corps		171,079	315	171,394	0	143,857	65,548	78,309	27,537	84%
17 2016/2016 1108 Reserve Personnel, Marine Corps		3,393	0	3,393	0	3,300	2,937	363	93	97%
17 2016/2016 1106 Operation and Maintenance, Marine Corps	6/	914,186	23,000	937,186	-1,088	614,040	450,915	163,125	323,146	66%
17 2016/2016 1107 Operation and Maintenance, USMC Reserve		3,455	0	3,455	-3	3,228	3,121	107	227	93%
17 2016/2018 1109 Procurement, Marine Corps		56,934	6,800	63,734	6,731	60,271	37,423	22,848	3,463	95%
57 2016/2016 3500 Military Personnel, Air Force		726,126	157,287	883,413	0	848,344	848,344	0	35,069	96%
57 2016/2016 3700 Reserve Personnel, Air Force	7/	18,710	0	18,710	0	21,047	6,897	14,150	-2,337	112%
57 2016/2016 3850 National Guard Personnel, Air Force		2,828	2,327	5,155	0	5,155	5,012	143	0	100%
57 2016/2016 3400 Operation and Maintenance, Air Force	6/	8,290,224	154,440	8,444,664	-466	8,313,312	6,787,785	1,525,527	131,352	98%
57 2016/2016 3740 Operation and Maintenance, Air Force Reserve		58,106	0	58,106	0	57,159	35,658	21,501	947	98%
57 2016/2016 3840 Operation and Maintenance, Air Natl Guard		19,900	0	19,900	0	13,050	6,343	6,707	6,850	66%
57 2016/2018 3010 Aircraft Procurement, Air Force		128,900	108,200	237,100	25,635	62,128	9,527	52,601	174,972	26%
57 2016/2018 3020 Missile Procurement, Air Force		289,142	0	289,142	8,951	9,022	71	8,951	280,120	3%
57 2016/2018 3011 Procurement of Ammunition, Air Force		228,874	0	228,874	-20	217,685	1,077	216,608	11,189	95%
57 2016/2018 3080 Other Procurement, Air Force		127,465	4,197	131,662	8,386	68,307	15,625	52,682	63,355	52%
57 2016/2017 3600 Research, Development, Test and Eval, Air Force		300	0	300	0	0	0	0	300	0%
97 2016/2016 0100 Operation and Maintenance, Defense-Wide	6/	3,363,389	545,275	3,908,664	425	3,804,708	2,137,092	1,667,616	103,956	97%
97 2016/2017 0100 Operation and Maintenance, Defense-Wide		1,160,000	0	1,160,000	550,000	622,506	472,214	150,292	537,494	54%
97 2016/2016 0107 Office of the Inspector General, Defense		10,262	2,900	13,162	0	12,221	11,694	527	941	93%
97 2016/2016 0130 Defense Health Program, Defense		272,704	14,364	287,068	-220	284,370	259,244	25,126	2,698	99%
97 2016/2018 0300 Procurement, Defense-Wide		140,436	73,368	213,804	4,394	184,855	81,111	103,744	28,949	86%
97 2016/2017 0400 Research, Development, Test and Eval, Defense	8/	8,000	10,559	18,559	-146	-146	447	-593	18,705	-1%
97 2016/XXXX 4930 Defense Working Capital Funds, Defense		88,850	0	88,850	0	1,109	184	925	87,741	1%

**FY 2017 Estimate of Cost of War for FY 2016 Appropriations
(Amounts in Thousands)
As of February 28, 2017**

APPROPRIATION Fiscal Year 2016 Accounts	Notes	Funds Appropriated 1/ 6/	Funds Transferred 4/	Funds Available	Obligations February 2017	Obligations CFI 2/	Disbursements CFI 3/	Unpaid Obligations	Unobligated Balance	Percent Obligated
21 2016/2017 2091 Afghanistan Security Forces Fund, Army		3,652,257	0	3,652,257	15,834	3,223,782	2,883,933	339,849	428,475	88%
21 2016/2018 2093 Joint Improvised Explosive Device Defeat Fund		349,464	0	349,464	7,207	326,879	167,702	159,177	22,585	94%
21 2016/2017 2097 Iraq Train and Equip Fund		715,000	0	715,000	18,530	600,115	542,823	57,292	114,885	84%
97 2016/2016 0105 Drug Interdiction & Cntr Drug Activities		186,000	-186,000	0	0	0	0	0	0	0%
Sub-Total		42,251,574	3,116,663	45,368,237	682,181	42,520,126	27,665,621	14,854,505	2,848,111	94%
Non-War Funds	5/	15,352,907	0	15,352,907	0	0	0	0	15,352,907	0%
Operation Noble Eagle - Baseline Funds	2/	0	0	95,611	0	0	0	0	95,611	0%
Grand Total		57,604,481	3,116,663	60,816,755	682,181	42,520,126	27,665,621	14,854,505	18,296,629	20%

**FY 2017 Estimate of Cost of War for FY 2016 Appropriations
(Amounts in Thousands)
As of February 28, 2017**

FY 2016 Status of Funds Footnotes:

1/ Reflects funding provided in Public Law 114-53, the Continuing Resolutions Act, 2016.

2/ Obligations include **\$95,611** for Operation Noble Eagle (ONE) as a cost of war.

3/ CFI is Cumulative From Inception.

4/ Table 1 reflects funds transferred into/out of FY 2016 war funds. The appropriation transfer column totals may also include the results of internal reprogrammings within the cost of war funds.

5/ Table 2 reflects Non-War funds whose execution is not included in the DoD Cost of War Report.

6/ Table 3 reflects OCO funding that was reduced by **\$893,519** due to a congressional mark that was applied to the Department of Defense Appropriations Act, 2016.

7/ Obligations that exceed funds available reflect cash flowing from baseline operations.

8/ Obligations with a negative ITD balance indicates a reporting discrepancy and will be corrected in a subsequent period.

**FY 2017 Estimate of Cost of War for FY 2016 Appropriations
(Amounts in Thousands)
As of February 28, 2017**

Table 1 -- Reprogramming Actions into/out of Cost of War Funds

Reprogramming Action:	1	2	3	4	5	6	7	8	9	10
APPROPRIATION										
2016/2016 Military Personnel, Army								-54,347	75,000	
2016/2016 National Guard Personnel, Army		672				199		-19,270		
2016/2016 Operation and Maintenance, Army		26,629	4,500		6,625	135,153	1,367,435	83,335	174,361	
2016/2016 Aircraft Procurement, Army					84,000				27,300	
2016/2018 Other Procurement, Army								-24,471		
2016/2016 Military Personnel, Navy							86,041		6,800	
2016/2016 Operation and Maintenance, Navy		396	68,503	11,700	47,600	1,606		89,864		
2016/2016 Military Personnel, Marine Corps		215				78		22		
2016/2016 Operation and Maintenance, Marine Corps							23,000			
2016/2018 Procurement, Marine Corps								6,800		
2016/2016 Military Personnel, Air Force					10,000			147,287		
2016/2016 National Guard Personnel, Air Force									2,327	
2016/2016 Operation and Maintenance, Air Force		11,223	4,500	88,100	8,820	49,988		-8,191		
2016/2018 Aircraft Procurement, Air Force				108,200						
2016/2018 Other Procurement, Air Force						2,435		12,482		-10,720
2016/2016 Operation and Maintenance, Defense-Wide	14,319	1,188	107,453	13,800	46,450	387,348	35,000	-19,374	-40,909	
2016/2016 Office of the Inspector General, Defense									2,900	
2016/2016 Defense Health Program, Defense									14,364	
2016/2018 Procurement, Defense-Wide				36,000	23,400			9,949	4,019	
2016/2017 Research, Development, Test and Eval, Defense						12,000	48,900		-1,441	-48,900
2016/2016 Drug Interdiction & Cntr Drug Activities		-40,323				-145,677				
Reprogramming Total	14,319	0	184,956	257,800	226,895	443,130	1,560,376	224,086	264,721	-59,620
Cumulative Reprogramming Total	14,319	14,319	199,275	457,075	683,970	1,127,100	2,687,476	2,911,562	3,176,283	3,116,663

1. Base to OCO, DCMA Base-to-OCO, (\$14,319)
2. FY16-02 IR, Drug Interdiction and Counter-Drug Activities, (Zero Net Change)
3. FY16-02 PA, Counterterrorism Partnerships Fund for Syria Train & Equip, (\$116,453);
Base to OCO, Restore Fuel Savings, (\$68,503)
4. FY16-10 IR, Intelligence, Surveillance and Reconnaissance Request, (\$257,800)
5. FY16-13 IR, Intelligence, Surveillance and Reconnaissance (ISR) - Part 2, (\$226,895)
6. FY16-09 IR, Drug Interdiction and Counter Drug Activities, (\$Zero Net Change):
FY 16-11 PA, Counterterrorism Partnerships Fund Transfer for Syria Train and Equip, (\$300,000);
FY 16-13 PA, Operation Freedom Sentinel and Other Priorities, (\$143,130)
7. FY16-13 PA, Operation Freedom Sentinel and Other Priorities, (\$1,560,376)
8. FY 16-15 IR Classified Programs & Drug Interdiction and Counter-Drug Activities, Defense, (\$-842)
FY 16-18 PA Intelligence Surveillance and Reconnaissance (ISR) Request - MIP, (Zero Net Change)
FY 16-19 PA April 2016 Prior Approval, (\$133,380)
FY 16-20 IR Classified Programs, (Zero Net Change)
FY 16-21 PA May 2016 Prior Approval, (\$90,728)
FY 16-22 PA Omnibus 2016 Request, (Zero Net Change)
FY 16-25 IR Drug Interdiction and Counter-Drug Activities, Defense, (\$820)
9. FY16-19 PA, April 2016 Prior Approval, (\$163,330)
FY16-23 PA, OMNIBUS 2016 Military Intelligence Program (MIP), (Zero Net Change)
FY16-29 PA, Military Intelligence Program, (Zero Net Change)
FY16-30 PA, August 2016 Prior Approval, (\$6,800)
Base to OCO, (\$94,591)
Below Threshold Reprogramming, (Zero Net Change)
10. FY16-13 PA June 2016, Operation Freedom SENTINAL and Other Priorities, (-\$48,900)
FY 16-25 IR, Drug Interdiction and Counter-Drug Activities, Defense (-\$10,720)

**FY 2017 Estimate of Cost of War for FY 2016 Appropriations
(Amounts in Thousands)
As of February 28, 2017**

Table 2 -- Non-War Programs or Programs Whose Execution Is Not Included in the DoD Cost of War Report					
Non-War/Not Reported on the DoD Cost of War Report	Fund Item Description	Military Personnel	Operation & Maintenance	Procurement	Total
21 2016/2016 2020 Operation and Maintenance, Army	Congressional transfer from Title II to Title IX		2,200,000		2,200,000
17 2016/2016 1804 Operation and Maintenance, Navy	Congressional transfer from Title II to Title IX		2,200,000	-	2,200,000
17 2016/2016 1106 Operation and Maintenance, Marine Corps	Congressional transfer from Title II to Title IX		420,000		420,000
57 2016/2016 3400 Operation and Maintenance, Air Force	Congressional transfer from Title II to Title IX		2,200,000		2,200,000
Operation and Maintenance, Subtotal			7,020,000	-	7,020,000
97 2016/2018 0350 National Guard and Reserve Equipment, Defense	Baseline Programs funded by Congress in OCO			1,000,000	1,000,000
21 2016/2016 2020 Operation and Maintenance, Army	Restore Readiness		336,583		336,583
21 2016/2016 2065 Operation and Maintenance, Army Nat'l Guard	Restore Readiness		75,000		75,000
21 2016/2016 2080 Operation and Maintenance, Army Reserve	Restore Readiness		75,000		75,000
European Reassurance Initiative			789,300		789,300
Counterterrorism Partnerships Fund			1,100,000		1,100,000
Ukraine Security Initiative			250,000		250,000
Classified Programs					4,707,024
Non-War Programs Totals			9,645,883	1,000,000	15,352,907

Table 3 -- Section 8128 Fuel Saving applied to Overseas Contingency Operations			
Non-War/Not Reported on the DoD Cost of War Report	Fund Item Description	Operation & Maintenance	Total
21 2016/2016 2020 Operation and Maintenance, Army	Fuel Reduction	271,349	271,349
21 2016/2016 2080 Operation and Maintenance, Army Reserve	Fuel Reduction	5	5
17 2016/2016 1804 Operation and Maintenance, Navy	Fuel Reduction	164,202	164,202
17 2016/2016 1806 Operation and Maintenance, Navy Reserve	Fuel Reduction	181	181
17 2016/2016 1106 Operation and Maintenance, Marine Corps	Fuel Reduction	11,478	11,478
57 2016/2016 3400 Operation and Maintenance, Air Force	Fuel Reduction	431,226	431,226
97 2016/2016 0100 Operation and Maintenance, USSOCOM	Fuel Reduction	15,078	15,078
Operation and Maintenance, Total		893,519	893,519

FY 2017 Cost of War for FY 2015 Appropriations

**FY 2017 Estimate of Cost of War for FY 2015 Appropriations
(Amounts in Thousands)
As of February 28, 2017**

APPROPRIATION Fiscal Year 2015 Accounts	Notes	Funds Appropriated 1/	Funds Transferred 4/	Funds Available	Obligations February 2017	Obligations CFI 2/ 3/	Disbursements CFI 3/	Unpaid Obligations	Unobligated Balance	Percent Obligated
21 2015/2015 2010 Military Personnel, Army		3,258,470	-210,000	3,048,470	0	2,972,442	2,972,442	0	76,028	98%
21 2015/2015 2070 Reserve Personnel, Army		24,990	0	24,990	-39	22,406	21,190	1,216	2,584	90%
21 2015/2015 2060 National Guard Personnel, Army		174,778	288	175,066	-147	158,617	144,613	14,004	16,449	91%
21 2015/2015 2020 Operation and Maintenance, Army		16,817,765	-249,005	16,568,760	-361	16,472,750	7,433,090	9,039,660	96,010	99%
21 2015/2016 2020 Operation and Maintenance, Army		250,000	0	250,000	0	245,060	114,752	130,308	4,940	98%
21 2015/2015 2080 Operation and Maintenance, Army Reserve		41,532	0	41,532	0	33,718	19,645	14,073	7,814	81%
21 2015/2015 2065 Operation and Maintenance, Army National Guard		76,461	0	76,461	0	71,157	41,830	29,327	5,304	93%
21 2015/2017 2031 Aircraft Procurement, Army		196,200	391,511	587,711	9,207	546,954	160,262	386,692	40,757	93%
21 2015/2017 2032 Missile Procurement, Army		32,136	34,465	66,601	537	50,632	20,017	30,615	15,969	76%
21 2015/2017 2033 Procurement of Weapons & Tracked Vehicles		5,000	0	5,000	0	5,000	3,899	1,101	0	100%
21 2015/2017 2034 Procurement of Ammunition, Army		140,905	27,137	168,042	3,370	133,605	46,598	87,007	34,437	80%
21 2015/2017 2035 Other Procurement, Army		773,583	101,584	875,167	7,454	801,842	666,197	135,645	73,325	92%
21 2015/2016 2040 Research, Development, Test, and Evaluation, Army		2,000	33,603	35,603	0	35,603	15,949	19,654	0	100%
17 2015/2015 1453 Military Personnel, Navy	7/	332,166	0	332,166	0	351,063	345,084	5,979	-18,897	106%
17 2015/2015 1405 Reserve Personnel, Navy		13,953	0	13,953	0	13,616	13,324	292	337	98%
17 2015/2015 1804 Operation and Maintenance, Navy	7/	5,380,169	511,948	5,892,117	0	5,899,340	4,080,929	1,818,411	-7,223	100%
17 2015/2015 1806 Operation and Maintenance, Navy Reserve		45,876	0	45,876	0	45,856	35,796	10,060	20	100%
17 2015/2017 1506 Aircraft Procurement, Navy		243,359	0	243,359	-1	237,106	109,966	127,140	6,253	97%
17 2015/2017 1507 Weapons Procurement, Navy		66,785	0	66,785	0	64,916	6,416	58,500	1,869	97%
17 2015/2017 1508 Procurement of Ammunition, Navy and Marine Corps		154,519	0	154,519	-19	152,793	58,069	94,724	1,726	99%
17 2015/2017 1810 Other Procurement, Navy		121,310	0	121,310	0	59,545	5,129	54,416	61,765	49%
17 2015/2016 1319 Research, Development, Test, and Evaluation, Navy		940	1,200	2,140	0	2,111	1,878	233	29	99%
17 2015/2015 1105 Military Personnel, Marine Corps		403,311	-51,584	351,727	0	305,911	305,911	0	45,816	87%
17 2015/2015 1108 Reserve Personnel, Marine Corps		5,069	0	5,069	0	3,756	3,756	0	1,313	74%
17 2015/2015 1106 Operation and Maintenance, Marine Corps		1,485,904	-57,478	1,428,426	-656,833	1,048,730	926,241	122,489	379,696	73%
17 2015/2015 1107 Operation and Maintenance, Marine Corps Reserve	8/	10,540	0	10,540	-347	10,110	11,780	-1,670	430	96%
17 2015/2017 1109 Procurement, Marine Corps		65,589	0	65,589	67	58,545	44,980	13,565	7,044	89%
57 2015/2015 3500 Military Personnel, Air Force		728,334	4,094	732,428	0	719,024	719,024	0	13,404	98%
57 2015/2015 3700 Reserve Personnel, Air Force	7/	19,175	580	19,755	0	19,759	13,554	6,205	-4	100%
57 2015/2015 3850 National Guard Personnel, Air Force	7/	4,894	0	4,894	0	5,454	5,040	414	-560	111%
57 2015/2015 3400 Operation and Maintenance, Air Force		9,034,449	165,452	9,199,901	-2,467	9,107,276	8,771,483	335,793	92,625	99%
57 2015/2015 3740 Operation and Maintenance, Air Force Reserve	7/	77,794	0	77,794	0	147,344	120,420	26,924	-69,550	189%
57 2015/2015 3840 Operation and Maintenance, Air National Guard	7/	20,300	0	20,300	0	35,960	10,315	25,645	-15,660	177%
57 2015/2017 3010 Aircraft Procurement, Air Force		481,019	-87,000	394,019	-1,474	300,047	105,966	194,081	93,972	76%
57 2015/2017 3020 Missile Procurement, Air Force		136,189	245,169	381,358	3,264	270,440	139,675	130,765	110,918	71%
57 2015/2017 3011 Procurement of Ammunition, Air Force		219,785	89,829	309,614	1,320	242,576	149,255	93,321	67,038	78%
57 2015/2017 3080 Other Procurement, Air Force		286,838	-56,465	230,373	-9,622	169,774	88,227	81,547	60,599	74%
57 2015/2016 3600 Research, Development, Test and Eval, Air Force		0	650	650	0	0	0	0	650	0%
97 2015/2015 0100 Operation and Maintenance, Defense-Wide		3,691,007	325,992	4,016,999	-2,724	3,801,200	2,731,110	1,070,090	215,799	95%
97 2015/2016 0100 Operation and Maintenance, Defense-Wide		1,260,000	-510,000	750,000	0	714,196	714,196	0	35,804	95%
97 2015/2015 0107 Office of the Inspector General, Defense	7/	10,623	0	10,623	0	12,553	11,323	1,230	-1,930	118%
97 2015/2015 0130 Defense Health Program, Defense	7/	300,531	0	300,531	-235	337,272	295,887	41,385	-36,741	112%
97 2015/2017 0300 Procurement, Defense-Wide		190,857	105,635	296,492	2,420	253,708	150,522	103,186	42,784	86%
97 2015/2016 0400 Research, Development, Test and Eval, Defense		11,200	24,000	35,200	0	11,200	10,211	989	24,000	32%
97 2015/XXXX 4930 Defense Working Capital Funds, Defense		91,350	0	91,350	0	4,516	3,160	1,356	86,834	5%
21 2015/2016 2091 Afghanistan Security Forces Fund, Army		4,109,333	-170,000	3,939,333	-328	3,935,494	3,744,477	191,017	3,839	100%

**FY 2017 Estimate of Cost of War for FY 2015 Appropriations
(Amounts in Thousands)
As of February 28, 2017**

APPROPRIATION Fiscal Year 2015 Accounts	Notes	Funds Appropriated 1/	Funds Transferred 4/	Funds Available	Obligations February 2017	Obligations CFI 2/ 3/	Disbursements CFI 3/	Unpaid Obligations	Unobligated Balance	Percent Obligated
21 2015/2017 2093 Joint Improvised Explosive Device Defeat Fund		444,464	20,000	464,464	5,640	460,324	371,101	89,223	4,140	99%
21 2015/2016 2097 Iraq Train and Equip Fund		1,618,000	0	1,618,000	2,135	1,615,999	1,540,225	75,774	2,001	100%
97 2015/2016 0105 Drug Interdiction & Counter Drug Activities, Defense		205,000	-141,134	63,866	0	0	0	0	63,866	0%
Sub-Total		53,064,452	550,471	53,614,923	-639,183	51,967,300	37,304,914	14,662,386	1,647,623	97%
Non-War Funds	5/ 6/	12,373,710	0	12,373,710	0	0	0	0	12,373,710	0%
Operation Noble Eagle - Baseline Funds	2/	0	0	98,596	0	0	0	0	98,596	0%
Grand Total		65,438,162	550,471	66,087,229	-639,183	51,967,300	37,304,914	14,662,386	14,119,929	79%

**FY 2017 Estimate of Cost of War for FY 2015 Appropriations
(Amounts in Thousands)
As of February 28, 2017**

FY 2015 Status of Funds Footnotes:

1/ Reflects funding provided in Public Law 113-164, the Continuing Appropriations Resolution, 2015.

2/ Obligations include **\$98,596** for Operation Noble Eagle (ONE) as a cost of war.

3/ CFI is Cumulative From Inception.

4/ Table 1 reflects funds transferred into/out of FY 2015 war funds. The appropriation transfer column totals may also include the results of internal reprogrammings within the cost of war funds.

5/ Table 2 reflects Non-War funds whose execution is not included in the DoD Cost of War Report.

6/ Table 3 discloses **\$942,190** in obligations related to the Readiness Section 9018 whose execution is not included in the DoD Cost of War Report

7/ Obligations that exceed funds available reflect cash flowing from baseline appropriations.

8/ Disbursements that exceed obligations indicates a reporting discrepancy that will be corrected in the subsequent reporting period.

**FY 2017 Estimate of Cost of War for FY 2015 Appropriations
(Amounts in Thousands)
As of February 28, 2017**

Table 1 -- Reprogramming Actions into/out of Cost of War Funds										
Reprogramming Action:	1	2	3	4	5	6	7	8	9	
APPROPRIATION										
2015/2015 Military Personnel, Army					-235,000	25,000				
2015/2015 National Guard Personnel, Army	635	-367				20				
2015/2015 Operation and Maintenance, Army	103,023	109,446	15,603		-32,278	-444,799				
2015/2015 Operation and Maintenance, Army National Guard	75	-75								
2015/2017 Aircraft Procurement, Army						391,511				
2015/2017 Missile Procurement, Army								10,465	24,000	
2015/2017 Procurement of Ammunition, Army									27,137	
2015/2017 Other Procurement, Army		32,000			28,918	40,666				
2015/2016 Research, Development, Test, and Evaluation, Army						33,603				
2015/2015 Reserve Personnel, Navy	60	-60								
2015/2015 Operation and Maintenance, Navy	1,000				419,678	91,270				
2015/2016 Research, Development, Test, and Evaluation, Navy						1,200				
2015/2015 Military Personnel, Marine Corps	153	125			-51,862					
2015/2015 Operation and Maintenance, Marine Corps	22				-57,500					
2015/2015 Military Personnel, Air Force						4,094				
2015/2015 Reserve Personnel, Air Force	250	330								
2015/2015 National Guard Personnel, Air Force	65	-65								
2015/2015 Operation and Maintenance, Air Force	34,197	103,455	47,947		16,441	-36,588				
2015/2017 Aircraft Procurement, Air Force			-120,000			33,000				
2015/2017 Procurement of Ammunition, Air Force								89,829		
2015/2017 Missile Procurement, Air Force			190,000					55,169		
2015/2017 Other Procurement, Air Force		13,500	-70,000		-2,900	2,935				
2015/2016 Research, Development, Test and Eval, Air Force					650					
2015/2015 Operation and Maintenance, Defense-Wide	2,800	350,364		-1,880	1,200	-26,492				
2015/2016 Operation and Maintenance, Defense-Wide								-486,000	-24,000	
2015/2017 Procurement, Defense-Wide		2,190		1,880		48,165				53,400
2015/2016 Research, Development, Test and Eval, Defense		24,000								
2015/2016 Afghanistan Security Forces Fund, Army							-400,000	230,000		
2015/2017 Joint Improvised Explosive Device Defeat Fund										20,000
2015/2016 Drug Interdiction & Cntr Drug Activities					-16,000	-125,134				
Reprogramming Total	142,280	634,843	63,550	0	71,367	38,431	-400,000	-100,537	100,537	
Cumulative Reprogramming Total	142,280	777,123	840,673	840,673	912,040	950,471	550,471	449,934	550,471	

1. FY 15-01 IR, Drug Interdiction and Counter-Drug Activities, Defense, dated January 31, 2015
2. FY 15-09, LEAP UAS Initiative: FY 15-07 IR and FY 15-10 PA, Syria Train and Equip; FY 15-11 IR, Drug Interdiction and Counter-Drug Activities, Defense, dated April 30, 2015
3. FY 15-11 IR, Drug Interdiction and Counter-Drug Activities, Defense, FY 15-07 PA, Predator Hellfire Missiles, dated May 31, 2015
4. FY 15-14 IR, Classified Programs, Various Appropriations, dated June 29, 2015
5. FY 15-23 PA, OMNIBUS 2015 Prior Approval Request; FY 15-30 IR, Drug Interdiction and Counter-Drug Activities, Defense - PART II OCO : Various Appropriations, dated June 30, 2015 and August 6, 2015
6. FY 15-28 PA, Joint Urgent Operation Need (JUON); FY 15-24 PA, OMNIBUS 2015 Military Intelligence Programs; FY 15-36 IR, Counterterrorism Partnerships Fund Residuals - Syria Train and Equip; and Below Threshold Reprogramming, dated September 24, 2015; FY 15-23 PA (SEP), OMNIBUS 2015 Prior Approval Request - September Implementation, dated September 30, 2015
7. PL 114-113, Rescission to the Afghanistan Security Forces Fund (ASFF), per the Consolidated Appropriations Act of 2016, dated December 22, 2015
8. FY 16-22 PA Omnibus 2016 Request
9. FY 16-20 PA, Omnibus 2016, dated August 30, 2016; FY 16-22 PA Omnibus 2016 Request, dated August 30, 2016; FY 16-27 PA, Lethal Miniature Aerial Missile Systems (LMAMS), dated September 19, 2016

**FY 2017 Estimate of Cost of War for FY 2015 Appropriations
(Amounts in Thousands)
As of February 28, 2017**

Table 2 -- Non-War Programs or Programs Whose Execution Is Not Included in the DoD Cost of War Report					
Non-War/Not Reported on the DoD Cost of War Report	Fund Item Description	Military Personnel	Operation & Maintenance	Procurement	Total
21 2015/2015 2020 Operation and Maintenance, Army	Congressional transfer from Title II to Title IX		850,000		850,000
17 2015/2015 1804 Operation and Maintenance, Navy	Congressional transfer from Title II to Title IX		850,000	-	850,000
17 2015/2015 1106 Operation and Maintenance, Marine Corps	Congressional transfer from Title II to Title IX		350,000		350,000
57 2015/2015 3400 Operation and Maintenance, Air Force	Congressional transfer from Title II to Title IX		850,000		850,000
Operation and Maintenance, Subtotal			2,900,000	-	2,900,000
97 2015/2017 0350 National Guard and Reserve Equipment, Defense	Baseline Programs funded by Congress in OCO			1,200,000	1,200,000
Readiness Section 9018 (1)			1,000,000		1,000,000
European Reassurance Initiative					984,450
Counterterrorism Partnerships Fund					1,300,000
Non-DoD Classified					4,923,973
Medicare Eligible Retiree Healthcare Fund (MERHCF)		65,287			65,287
Non-War Programs Totals		65,287	3,900,000	1,200,000	12,373,710

(1) Obligations related to Readiness Section 9018 are disclosed in Table 3 below.

Table 3-- Readiness Section 9018 Obligations Not Included in the DoD Cost of War Report			
Operation and Maintenance	Budget Line Item Title	Budget Line Item	Total Obligations
21 2015/2015 2020 Operation and Maintenance, Army	Operating Forces	01	163,504
21 2015/2015 2020 Operation and Maintenance, Army	Training and Recruiting	03	26,710
21 2015/2015 2080 Operation and Maintenance, Army Reserve	Operating Forces	01	25,904
21 2015/2015 2065 Operation and Maintenance, Army Natl Guard	Operating Forces	01	80,347
17 2015/2015 1804 Operation and Maintenance, Navy	Operating Forces	01	312,776
17 2015/2015 1806 Operation and Maintenance, Navy Reserve	Operating Forces	01	11,619
17 2015/2015 1106 Operation and Maintenance, Marine Corps	Operating Forces	01	47,593
17 2015/2015 1107 Operation and Maintenance, USMC Reserve	Operating Forces	01	2,633
57 2015/2015 3400 Operation and Maintenance, Air Force	Operating Forces	01	214,607
57 2015/2015 3400 Operation and Maintenance, Air Force	Training and Recruiting	03	17,011
57 2015/2015 3740 Operation and Maintenance, Air Force Reserve	Operating Forces	01	39,486
Military Readiness Totals			942,190