

## COST OF WAR Through January 31, 2017

### TOTAL COST

Since September 11, 2001, the Department of Defense (DoD) has obligated **\$1,445.2 billion** for war-related costs:

### BREAKDOWN BY OPERATION since September 11, 2001

The **\$1,445.2 billion** breakdown by operation is:

	<b>% of Total</b>
<b><i>Current Contingencies (\$128.7 billion):</i></b>	
• Operation FREEDOM'S SENTINEL (OFS):	<b>\$87.3 billion ( 7%)</b>
• Operation INHERENT RESOLVE (OIR):	<b>\$13.8 billion (&lt;1%)</b>
• Operation NOBLE EAGLE (ONE):	<b>\$27.6 billion ( 2%)</b>
<b><i>Prior Year Contingencies (\$1,316.5 billion):</i></b>	
• Operation IRAQI FREEDOM (OIF)/NEW DAWN (OND):	<b>\$731.5 billion (51%)</b>
• Operation ENDURING FREEDOM (OEF):	<b>\$585.0 billion (40%)</b>

### AVERAGE MONTHLY SPENDING

• The <u>average monthly spending</u> for <u>all</u> Operations:	<b>\$3.5 billion (during FY 2017)</b>
• The average monthly spending for <b>OFS</b> :	<b>\$3.3 billion (94%)</b>
• The average monthly spending for <b>OIR</b> :	<b>\$0.4 billion (13%)</b>
• The average monthly spending for <b>OIF/OND</b> :	<b>\$0.2 billion (5%)</b>
• The average monthly spending for <b>OEF</b> :	<b>-\$0.4 billion (-12%)</b>
• The average monthly spending for <b>ONE</b> :	<b>-\$&lt;0.1billion (&lt;1%)</b>

\* The negative average monthly spending amounts result from normal deobligations and adjustments made within the fiscal year to properly align costs to the appropriate contingency operation.

### TALKING POINTS

- Operation FREEDOM'S SENTINEL (OFS) began on January 1, 2015. OFS continues the train, advise, and assist mission of the Afghanistan National Defense and Security Forces (ANDSF) at the corps and Ministry of Defense level, as well as with the Ministry of the Interior. The DoD has approximately 8,400 military personnel in Afghanistan.
  - The focus is on those processes associated with financial management, human resource management, force sustainment (logistics), and command and control. This includes a significant effort to further integrate and enhance aviation capabilities and intelligence support into the operations of the ANDSF.
  - Additionally, about 4,500 North Atlantic Treaty Organization (NATO) troops and 1,700 troops from non-NATO coalition nations remain in Afghanistan after the international combat mission formally ended on December 31, 2014, to conduct the NATO-led Resolute Support (RS) mission.
- Operation INHERENT RESOLVE (OIR) began in August 2014, as a military air power intervention in Iraq and Syria in response to the threat posed by the Islamic State of Iraq and Syria (ISIS). The DoD has approximately 5,500 military personnel in Iraq and Syria.
  - The OIR campaign seeks to deny and degrade ISIS through precision airstrikes and intelligence collection, disrupt the flow of foreign forces, and build partner capacity.
  - Includes working with and through the Government of Iraq's (GoI) Iraqi Security Forces (ISF) in Iraq and Vetted Syrian Opposition (VSO) forces in Syria to build key security force capabilities, help professionalize their security forces, and promote stability in the region.

### WHAT IS THE MONEY BEING SPENT ON?

- War-related operational costs, such as operational tempo, training, overseas facilities and base support, equipment maintenance, and communications, and replacement of combat losses and enhancements.
- Support for deployed troops, which includes food, clothing, and health/medical services, special pay and benefits for troops in the field.
- Transportation of personnel and equipment, including airlift and sealift into and out of the theater of operations, and support payments for the ANDSF and coalition partners.

# **Cost of War Update as of January 31, 2017**

## **Cost Estimate for Report**

**The cost to the Department of Defense to prepare and assemble this report  
is approximately \$180,000 for FY 2017.**

**Reference ID: 9-73F38AB**

# Department of Defense Cost of War as of January 31, 2017

(Dollars in Billions)

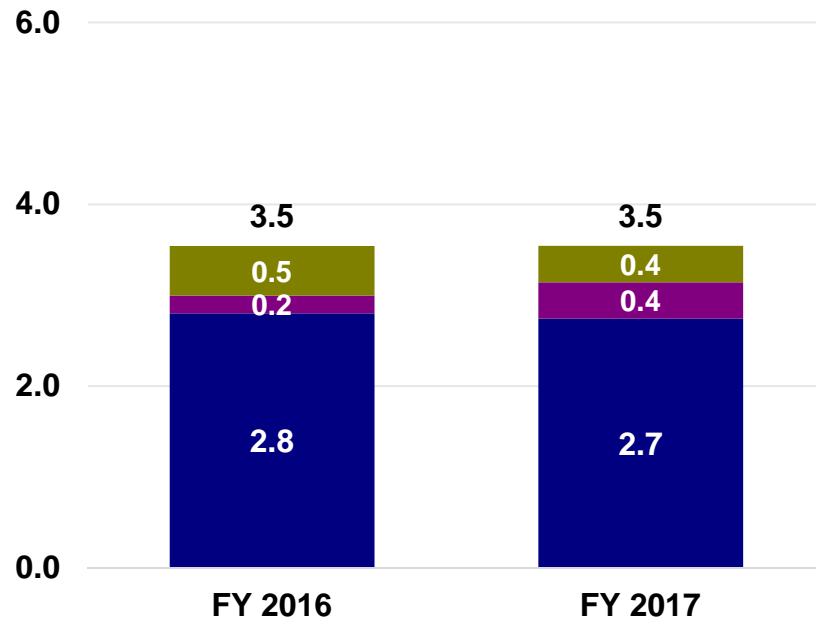
By Operation	Total FY 2016 <sup>(1)</sup>	FY 2017			Total Since 9/11
		January 2017	Cumulative 2017	Monthly Avg.	
IRAQI FREEDOM (OIF)/NEW DAWN (OND) <sup>(1)</sup> /Post-OND Iraq Activities	-2.1	0.8	0.7	0.2	731.5
INHERENT RESOLVE (OIR)	6.0	0.5	1.8	0.4	13.8
<b>Subtotal OIF/OND/OIR</b>	<b>3.9</b>	<b>1.3</b>	<b>2.5</b>	<b>0.6</b>	<b>745.3</b>
ENDURING FREEDOM (OEF)	-4.0	-0.1	-1.7	-0.4	585.0
FREEDOM'S SENTINEL (OFS)	41.8	3.6	13.1	3.3	87.3
<b>Subtotal OEF/OFS</b>	<b>37.8</b>	<b>3.5</b>	<b>11.4</b>	<b>2.9</b>	<b>672.3</b>
NOBLE EAGLE (ONE)	<0.1	<0.1	<0.1	<0.1	27.6
<b>TOTAL</b>	<b>41.7</b>	<b>4.8</b>	<b>13.9</b>	<b>3.5</b>	<b>1,445.2</b>

*Totals may not add due to rounding*

<sup>(1)</sup> The totals in the FY 2016 column for Operation NEW DAWN (OND) and Operation ENDURING FREEDOM (OEF) reflect the cumulative total of downward adjustments posted to prior year accounts and adjustments between operations (e.g., OEF transfers to OFS and OIR for proper alignment).

Source: Defense Finance and Accounting Service, Cost of War Monthly Report  
Data as of January 31, 2017

# FY 2017 Obligations for Contingency Operations Comparison of OIF/OND/OIR/OEF/OFS “Average Monthly Spending” — All Years (Dollars in Billions)



## FY 2017 Average Obligations

### ■ Security Forces and Coalition Support

The average obligations are lower due to two pending quarterly reimbursements to Pakistan. These reimbursements are expected to be processed in February 2017. The average monthly spending for the Afghan Security Forces Fund is generally lower in the first half of the fiscal year and the average obligation rate steadily increases as funds are approved and notified to Congress during the fiscal year.

### ■ Investment

The average investment obligations are higher due to a correction posted by Army for prior year obligations in the Other Procurement account for communication and electronic equipment procurement obligations.

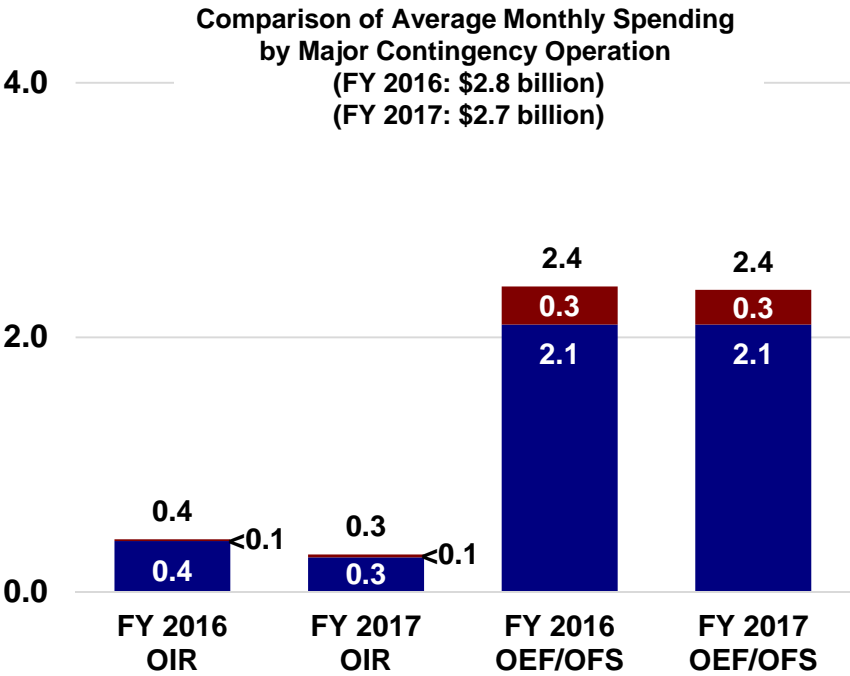
### ■ Military Operations

The average operations obligations are lower due to decreased spending on civilian premium pay, medical support and health services, operating tempo, depot level maintenance, airlift, other services and miscellaneous contracts, and second destination transportation.

*Totals may not add due to rounding*

*Note: Obligation data does not include non-DoD classified programs and less than \$<0.1 billion from base funded Operation NOBLE EAGLE (ONE)  
Source: Defense Finance and Accounting Service, Cost of War Monthly Report  
Data as of January 31, 2017*

# FY 2017 Obligations for Military Operations Comparison of OIF/OND/OIR/OEF/OFS “Average Monthly Spending” — All Years (Dollars in Billions)



## FY 2017 Average Obligations

**■ Military Personnel**

(FY 2016: \$0.3 billion; FY 2017: \$0.3 billion)

**OIR:** The average obligations are slightly higher due to increased spending in reserve components called to active duty and other military personnel (special pay).

**OEF/OFS:** The average obligations are slightly higher due to increased spending in reserve components called to active duty and other military personnel (special pay).

**■ Operation and Maintenance (includes WCF)**

(FY 2016: \$2.5 billion; FY 2017: \$2.4 billion)

**OIR:** The average obligations are lower due to decreased spending in operating tempo, command, control, communications, computers and intelligence (C4I), depot level maintenance, and other services and miscellaneous contracts.

**OEF/OFS:** The average obligations are slightly lower due to decreased spending on civilian premium pay, medical support and health services, operating tempo, depot level maintenance, airlift, other services and miscellaneous contracts, and second destination transportation.

The FY 2017 the average monthly spending is \$2.7 billion, slightly lower than the FY 2016 average \$2.8 billion.

*Totals may not add due to rounding*

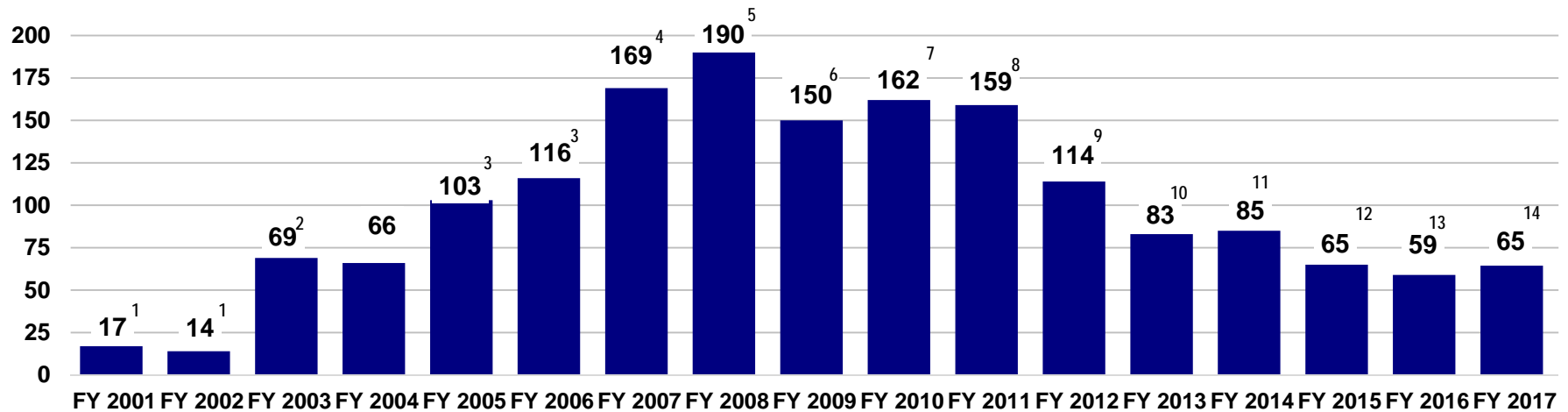
*Note: Obligation data does not include non-DoD classified programs and less than \$<0.1 billion from base funded Operation NOBLE EAGLE (ONE)  
Source: Defense Finance and Accounting Service, Cost of War Monthly Report.  
Data as of January 31, 2017*

# **Cost of War Backup Detail**

# Funding Appropriated through War-related Requests

## FY 2001 – FY 2017 (\$1,686B)

(Dollars in Billions)



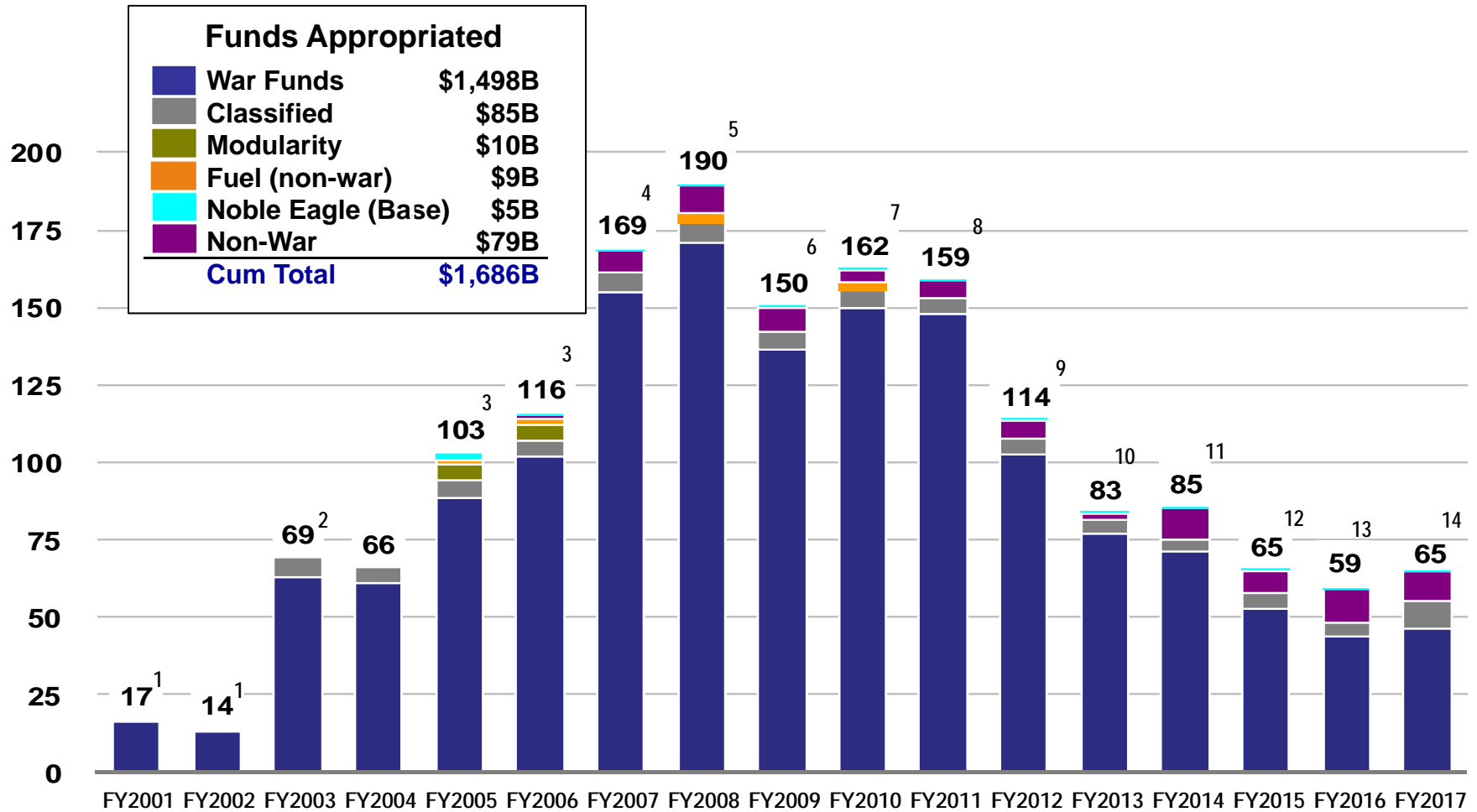
- 1/ FY 2001 includes \$3.5B of funds appropriated in the FY 2002 Supplemental (PL 107-117) as that is the year where the obligations were incurred. Authorization for the obligation of these funds was provided in the FY 2001 Supplemental (PL 107-38), which provided \$40B to OMB's Emergency Response Program for response to the 9/11 terrorist attacks on the United States
- 2/ FY 2003 reflects a rescission of \$3.5B of Iraq Freedom Funds enacted in the FY 2004 DoD Appropriations Act (PL 108-87)
- 3/ FY 2005 reflects \$25B appropriated in FY 2004 for FY 2005 war-related costs (Title IX Bridge) (PL 108-287); reflects \$3B appropriated in PLs 108-324, 109-61, and 109-62 for Hurricane Disaster Relief
- 4/ FY 2007 includes \$3B appropriated in GWOT Emergency Supplemental (PL 110-28) for BRAC
- 5/ FY 2008 includes \$16.8B appropriated for the Mine Resistant Ambush Protected Transfer Fund (PL 110-92 (\$5.2B)) and (PL 110-116 (\$11.6B)); also includes \$0.143B rescission enacted in the FY 2009 Supplemental but applicable to the FY 2008 OCO; does not reflect the \$3B rescission in PL 110-252 section 8003 applied to baseline programs
- 6/ FY 2009 does not reflect \$4.5B of rescissions enacted in the FY 2009 Supplemental that were applied to the Department's baseline programs; however, FY 2009 reflects \$0.1B of rescissions enacted in PL 113-6 (see note 10)
- 7/ FY 2010 reflects \$0.5B of rescissions enacted in the FY 2010 Supplemental, Education, Jobs, & Medicaid Assistance (PL 111-226), that were applied to the Department's FY 2010 OCO amounts; also, FY 2010 reflects \$0.6B of rescissions enacted in PL 112-74 (see note 9)
- 8/ FY 2011 reflects the FY 2011 Department of Defense and Full Year Continuing Appropriations Act (PL 112-10); also, FY 2011 reflects \$0.2B of rescissions enacted in PL 113-6 (see note 10) and \$0.1B of FY 2013 sequestered amount
- 9/ FY 2012 reflects the \$116B appropriated in the FY 2012 Consolidated Appropriations Act (PL 112-74) and does not reflect the \$0.6B of rescissions enacted in PL 112-74 that were applied to the Department's FY 2010 OCO programs; however, FY 2012 reflects \$1.7B of rescissions enacted in PL 113-6 (see note 10) and \$0.5B of FY 2013 sequestered amount
- 10/ FY 2013 reflects the Consolidated and Further Continuing Appropriations Act (PL 113-6) and does not reflect the \$0.1B, \$0.2B, and \$1.7B of rescissions enacted in PL 113-6 that were applied to the Department's FYs 2009, 2011, and 2012 OCO programs, respectively; however, FY 2013 reflects \$5.5B of FY 2013 sequestered amount
- 11/ FY 2014 reflects the Consolidated Appropriations Act (PL 113-76) and does not reflect the \$0.1B of rescissions enacted in PL 113-76 that were applied to the Department's FYs 2009 (\$0.05B) and 2013 (\$0.09B) in OCO programs, respectively
- 12/ FY 2015 reflects the Consolidated and Further Continuing Appropriations Act (PL 113-235) and does not reflect the \$1.2B of rescissions enacted in PL 113-235 that were applied to the Department's FYs 2014 (\$1.2B) and FY 2013 (\$0.007B) in OCO programs, respectively. Excludes Ebola emergency supplemental funds received in Title X for \$112 million
- 13/ FY 2016 reflects the Consolidated Appropriations Act, 2016 (PL 114-113) and does not reflect the \$0.4 of recessions enacted in PL 114-113 that were applied to FY 2015 Afghanistan Security Forces Fund
- 14/ FY 2017 reflects the budget request of \$64.6 billion, including the budget amendment, as there has not yet been a full enactment of the FY 2017 appropriations for the DoD.

Note: Includes funding for OIF/OND/OIR, OEF/OFS, and ONE. Beginning in FY 2005, ONE is funded in the DoD baseline. Totals may not add due to rounding  
 Source: Department of Defense Appropriations Acts  
 Data as of January 31, 2017

# Funding Appropriated through War-related Requests

## FY 2001 – FY 2017 (\$1,686B)

(Dollars in Billions)



**Explanations for footnotes 1-14 are provided on Slide 15**

Totals may not add due to rounding

Note: Includes funding for OIF/OND/OIR, OEF/OFS, and ONE. Beginning in FY 2005, ONE is funded in the DoD baseline.

Source: Department of Defense Appropriations Acts

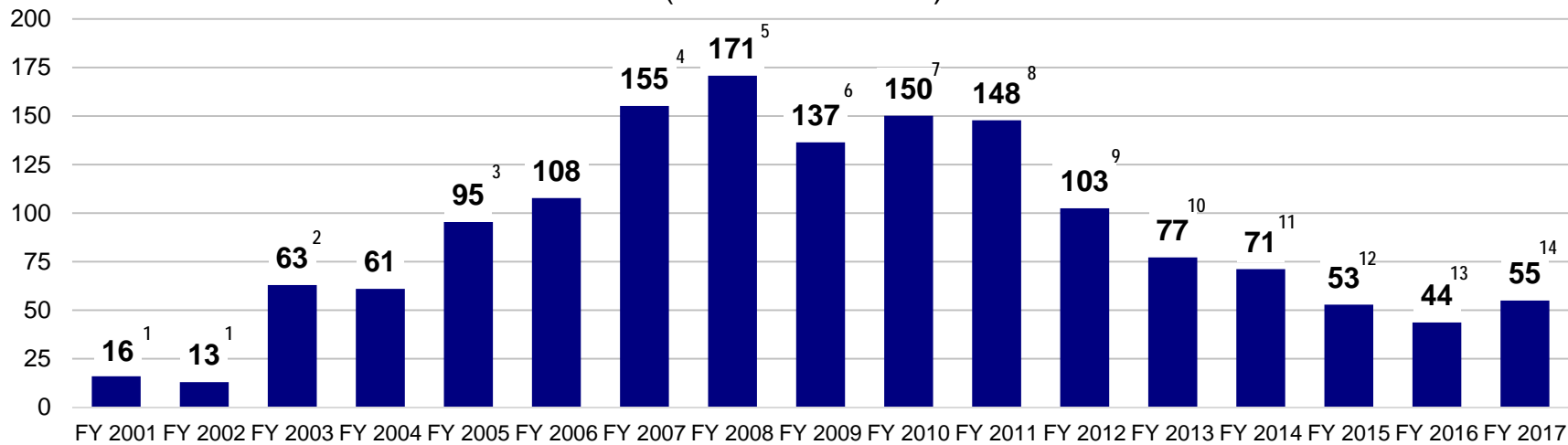
Data as of January 31, 2017



# Funding Appropriated through War-related Requests FY 2001 – FY 2017 (\$1,519B)

Excludes Non-DoD Classified and Non-War Costs (\$157B)

(Dollars in Billions)



1/ FY 2001 includes \$3.5B of funds appropriated in the FY 2002 Supplemental (PL 107-117) as that is the year where the obligations were incurred. Authorization for the obligation of these funds was provided in the FY 2001 Supplemental (PL 107-38), which provided \$40B to OMB's Emergency Response Program for response to the 9/11 terrorist attacks on the United States

2/ FY 2003 reflects a rescission of \$3.5B of Iraq Freedom Funds enacted in the FY 2004 DoD Appropriations Act (PL 108-87)

3/ FY 2005 reflects \$25B appropriated in FY 2004 for FY 2005 war-related costs (Title IX Bridge) (PL 108-287); reflects \$3B appropriated in PLs 108-324, 109-61, and 109-62 for Hurricane Disaster Relief

4/ FY 2007 includes \$3B appropriated in GWOT Emergency Supplemental (PL 110-28) for BRAC

5/ FY 2008 includes \$16.8B appropriated for the Mine Resistant Ambush Protected Transfer Fund (PL 110-92 (\$5.2B)) and (PL 110-116 (\$11.6B)); also includes \$0.143B rescission enacted in the FY 2009 Supplemental but applicable to the FY 2008 OCO; does not reflect the \$3B rescission in PL 110-252 section 8003 applied to baseline programs

6/ FY 2009 does not reflect \$4.5B of rescissions enacted in the FY 2009 Supplemental that were applied to the Department's baseline programs; however, FY 2009 reflects \$0.1B of rescissions enacted in PL 113-6 (see note 10)

7/ FY 2010 reflects \$0.5B of rescissions enacted in the FY 2010 Supplemental, Education, Jobs, & Medicaid Assistance (PL 111-226), that were applied to the Department's FY 2010 OCO amounts; also, FY 2010 reflects \$0.6B of rescissions enacted in PL 112-74 (see note 9)

8/ FY 2011 reflects the FY 2011 Department of Defense and Full Year Continuing Appropriations Act (PL 112-10); also, FY 2011 reflects \$0.2B of rescissions enacted in PL 113-6 (see note 10) and \$0.1B of FY 2013 sequestered amount

9/ FY 2012 reflects the \$116B appropriated in the FY 2012 Consolidated Appropriations Act (PL 112-74) and does not reflect the \$0.6B of rescissions enacted in PL 112-74 that were applied to the Department's FY 2010 OCO programs; however, FY 2012 reflects \$1.7B of rescissions enacted in PL 113-6 (see note 10) and \$0.5B of FY 2013 sequestered amount

10/ FY 2013 reflects the Consolidated and Further Continuing Appropriations Act (PL 113-6) and does not reflect the \$0.1B, \$0.2B, and \$1.7B of rescissions enacted in PL 113-6 that were applied to the Department's FYs 2009, 2011, and 2012 OCO programs, respectively; however, FY 2013 reflects \$5.5B of FY 2013 sequestered amount

11/ FY 2014 reflects the Consolidated Appropriations Act (PL 113-76) and does not reflect the \$0.1B of rescissions enacted in PL 113-76 that were applied to the Department's FYs 2009 (\$0.05B) and 2013 (\$0.09B) in OCO programs, respectively

12/ FY 2015 reflects the Consolidated and Further Continuing Appropriations Act (PL 113-235) and does not reflect the \$1.2B of rescissions enacted in PL 113-235 that were applied to the Department's FYs 2014 (\$1.2B) and FY 2013 (\$0.007B) in OCO programs, respectively. Excludes Ebola emergency supplemental funds received in Title X for \$112 million

13/ FY 2016 reflects the Consolidated Appropriations Act, 2016 (PL 114-113) and does not reflect the \$0.4 of recessions enacted in PL 114-113 that were applied to FY 2015 Afghanistan Security Forces Fund

14/ FY 2017 reflects the budget request of \$64.6 billion, including the budget amendment less the Counterterrorism Partnership Fund request, (\$1 billion) the European Reassurance Initiative request (\$3.4 billion), and the Bipartisan Budget Act of 2015 Compliance amount (\$5.2 billion).

Note: Includes funding for OIF/OND/OIR, OEF/OFS, and ONE. Beginning in FY 2005, ONE is funded in the DoD baseline.

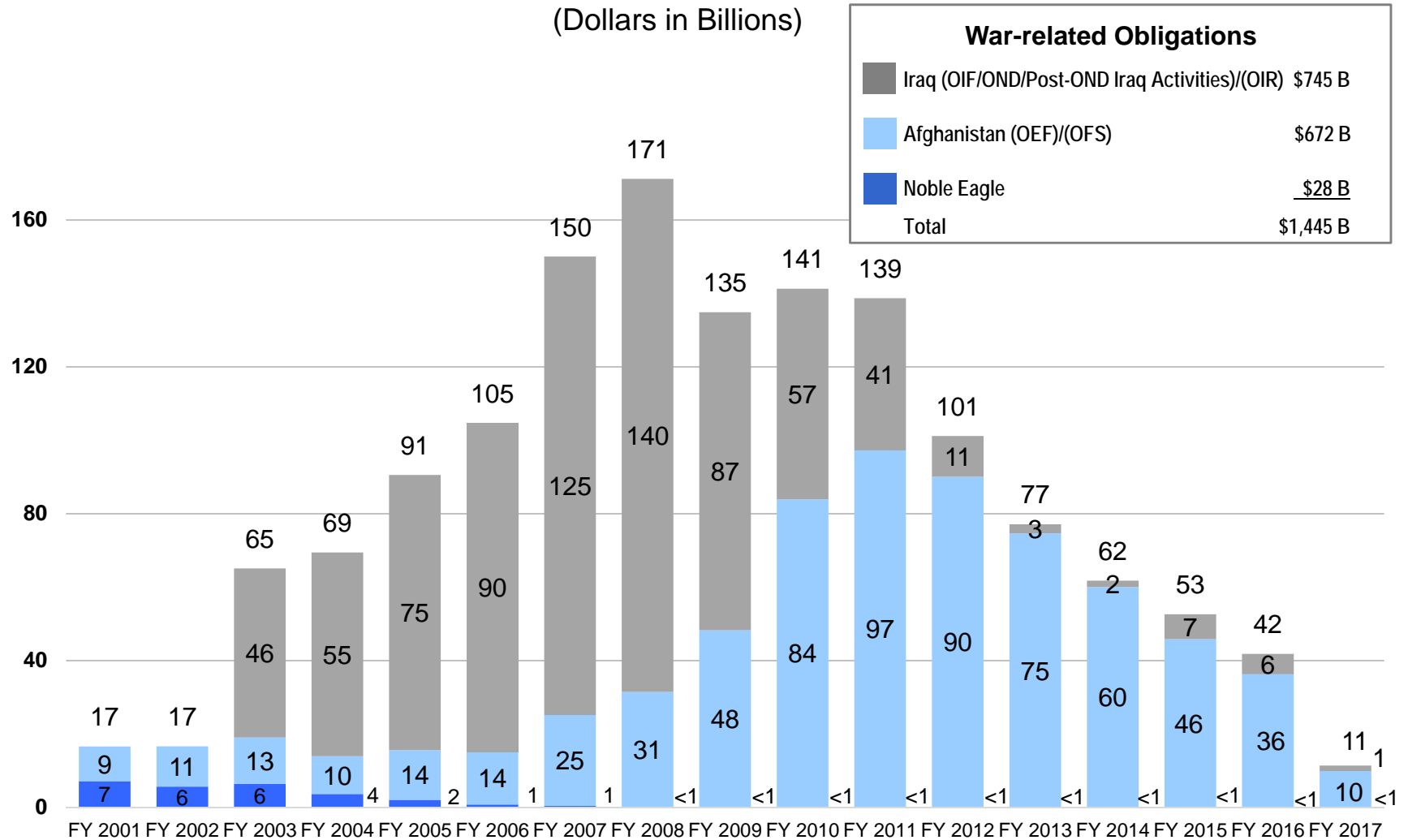
Totals may not add due to rounding

Source: Department of Defense Appropriations Acts Data as of January 31, 2017

# Department of Defense Cost of War

## Total War-related Obligations by Year Appropriated

(Dollars in Billions)



War-related Obligations	
Iraq (OIF/OND/Post-OND Iraq Activities)/(OIR)	\$745 B
Afghanistan (OEF)/(OFS)	\$672 B
Noble Eagle	\$28 B
<b>Total</b>	<b>\$1,445 B</b>

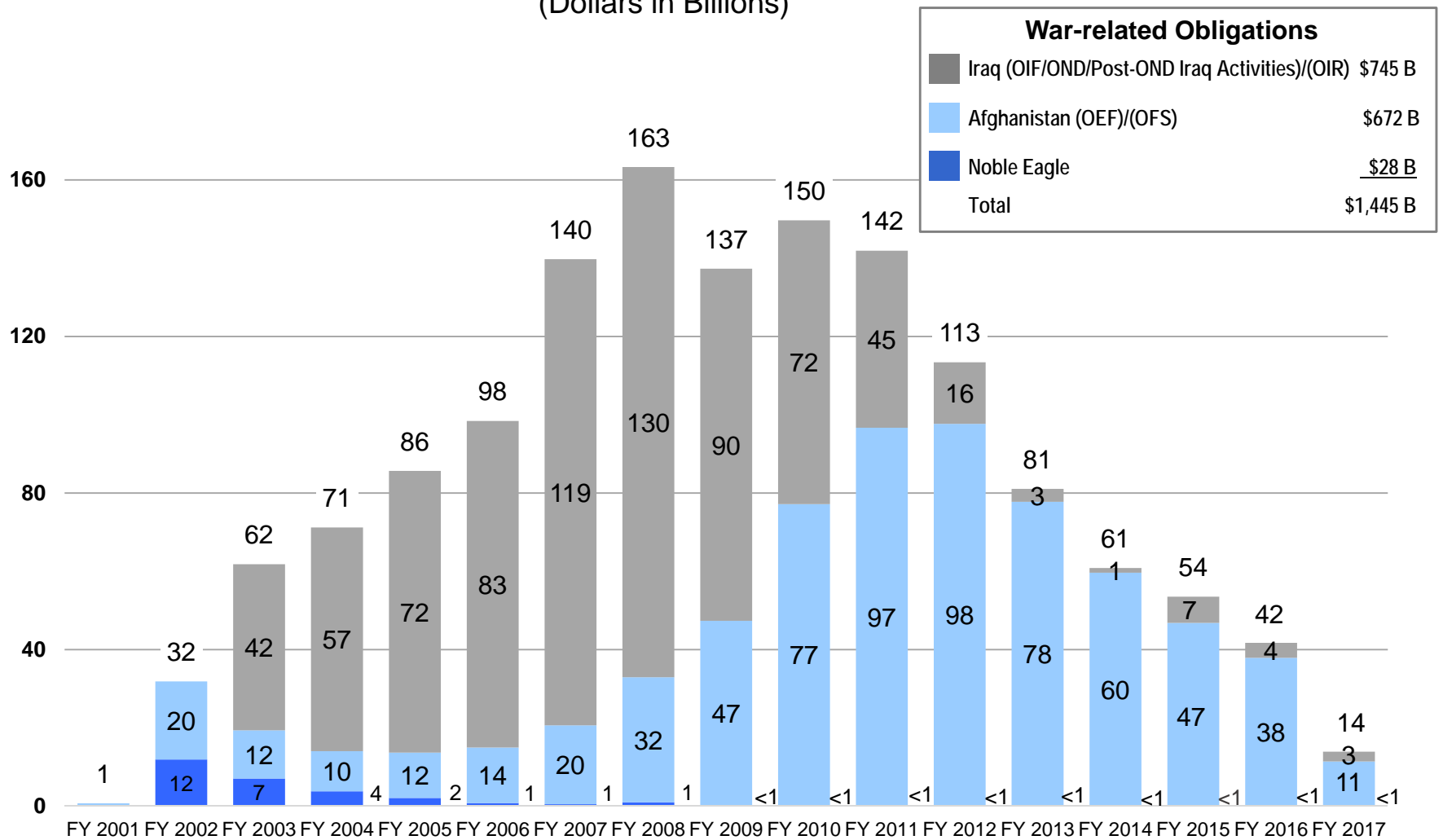
Note: Obligation data shown against year funds obligated. Does not include non-DoD classified programs.  
 Source: Defense Finance and Accounting Service, Cost of War Monthly Report  
 Data as of January 31, 2017

Totals may not add due to rounding

# Department of Defense Cost of War

## Total War-related Obligations by Year Incurred

(Dollars in Billions)



Note: Obligation data shown against year funds obligated. Does not include non-DoD classified programs.

Totals may not add due to rounding

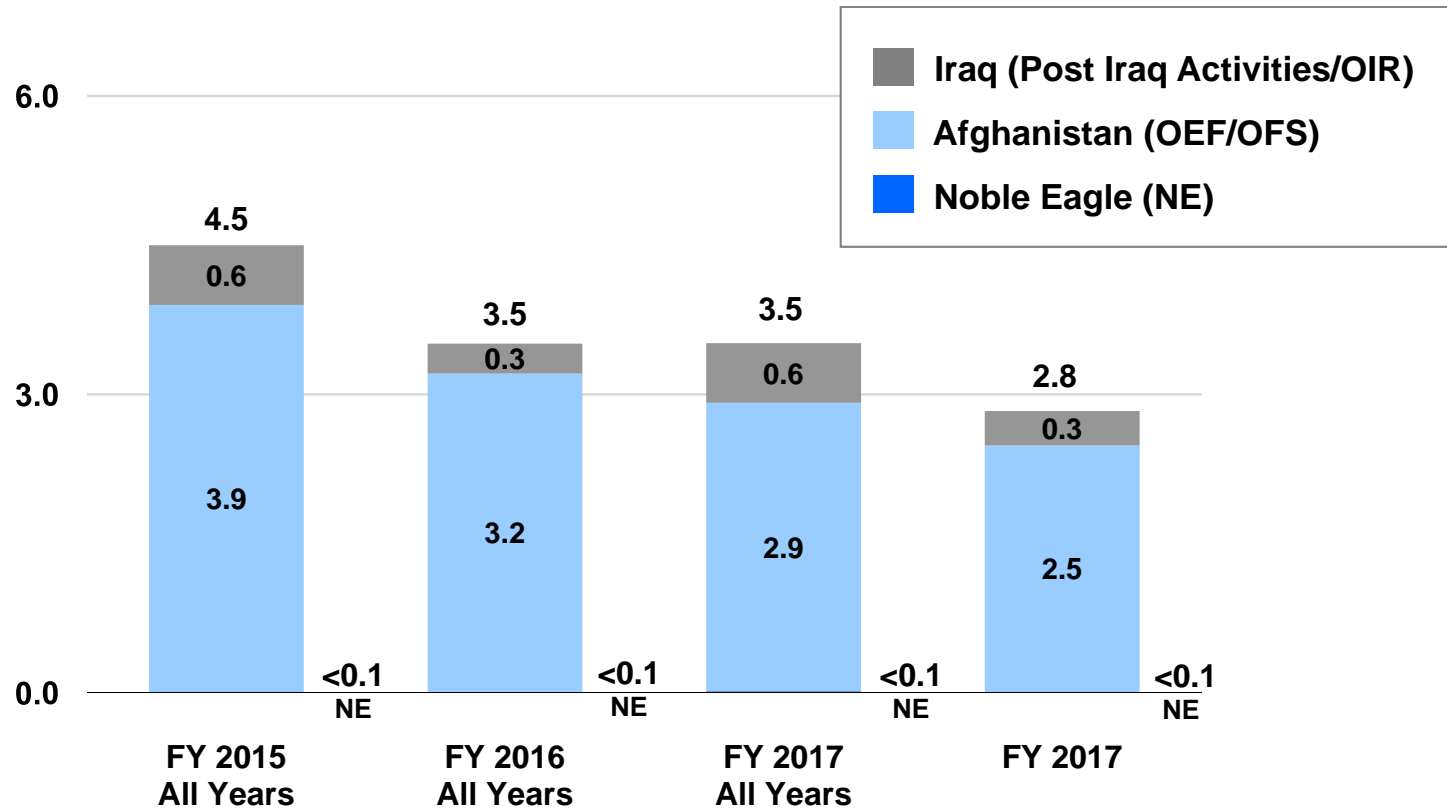
Source: Defense Finance and Accounting Service, Cost of War Monthly Report  
Data as of January 31, 2017

# FY 2017 Obligations for Contingency Operations

## Comparison of OIF/OND/Post-OND Iraq Activities/OIR OEF/OFS/ONE

### “Average Monthly Spending”

(Dollars in Billions)



*Note: Obligation data does not include non-DoD classified programs.  
Source: Defense Finance and Accounting Service, Cost of War Monthly Report  
Data as of January 31, 2017*

*Totals may not add due to rounding*

## Explanatory Footnotes for Slide 8

1/ FY 2001 includes \$3.5B of funds appropriated in the FY 2002 Supplemental (PL 107-117) as that is the year where the obligations were incurred. Authorization for the obligation of these funds was provided in the FY 2001 Supplemental (PL 107-38), which provided \$40B to OMB's Emergency Response Program for response to the 9/11 terrorist attacks on the United States

2/ FY 2003 reflects a rescission of \$3.5B of Iraq Freedom Funds enacted in the FY 2004 DoD Appropriations Act (PL 108-87)

3/ FY 2005 reflects \$25B appropriated in FY 2004 for FY 2005 war-related costs (Title IX Bridge) (PL 108-287); reflects \$3B appropriated in PLs 108-324, 109-61, and 109-62 for Hurricane Disaster Relief

4/ FY 2007 includes \$3B appropriated in GWOT Emergency Supplemental (PL 110-28) for BRAC

5/ FY 2008 includes \$16.8B appropriated for the Mine Resistant Ambush Protected Transfer Fund (PL 110-92 (\$5.2B)) and (PL 110-116 (\$11.6B)); also includes \$0.143B rescission enacted in the FY 2009 Supplemental but applicable to the FY 2008 OCO; does not reflect the \$3B rescission in PL 110-252 section 8003 applied to baseline programs

6/ FY 2009 does not reflect \$4.5B of rescissions enacted in the FY 2009 Supplemental that were applied to the Department's baseline programs; however, FY 2009 reflects \$0.1B of rescissions enacted in PL 113-6 (see note 10)

7/ FY 2010 reflects \$0.5B of rescissions enacted in the FY 2010 Supplemental, Education, Jobs, & Medicaid Assistance (PL 111-226), that were applied to the Department's FY 2010 OCO amounts; also, FY 2010 reflects \$0.6B of rescissions enacted in PL 112-74 (see note 9)

8/ FY 2011 reflects the FY 2011 Department of Defense and Full Year Continuing Appropriations Act (PL 112-10); also, FY 2011 reflects \$0.2B of rescissions enacted in PL 113-6 (see note 10) and \$0.1B of FY 2013 sequestered amount

9/ FY 2012 reflects the \$116B appropriated in the FY 2012 Consolidated Appropriations Act (PL 112-74) and does not reflect the \$0.6B of rescissions enacted in PL 112-74 that were applied to the Department's FY 2010 OCO programs; however, FY 2012 reflects \$1.7B of rescissions enacted in PL 113-6 (see note 10) and \$0.5B of FY 2013 sequestered amount

10/ FY 2013 reflects the Consolidated and Further Continuing Appropriations Act (PL 113-6) and does not reflect the \$0.1B, \$0.2B, and \$1.7B of rescissions enacted in PL 113-6 that were applied to the Department's FYs 2009, 2011, and 2012 OCO programs, respectively; however, FY 2013 reflects \$5.5B of FY 2013 sequestered amount

11/ FY 2014 reflects the Consolidated Appropriations Act (PL 113-76) and does not reflect the \$0.1B of rescissions enacted in PL 113-76 that were applied to the Department's FYs 2009 (\$0.05B) and 2013 (\$0.09B) in OCO programs, respectively

12/ FY 2015 reflects the Consolidated and Further Continuing Appropriations Act (PL 113-235) and does not reflect the \$1.2B of rescissions enacted in PL 113-235 that were applied to the Department's FYs 2014 (\$1.2B) and FY 2013 (\$0.007B) in OCO programs, respectively. Excludes Ebola emergency supplemental funds received in Title X for \$112 million

13/ FY 2016 reflects the Consolidated Appropriations Act, 2016 (PL 114-113) and does not reflect the \$0.4 of recessions enacted in PL 114-113 that were applied to FY 2015 Afghanistan Security Forces Fund

14/ FY 2017 reflects the budget request of \$64.6 billion, including the budget amendment, as there has not yet been a full enactment of the FY 2017 appropriations for the DoD.

# **Cost of War Update as of January 31, 2017**

## **Cost Estimate for Report**

**The cost to the Department of Defense to prepare and assemble this report  
is approximately \$180,000 for FY 2017.**

**Reference ID: 9-73F38AB**

# Department of Defense Cost of War as of January 31, 2017

(Dollars in Billions)

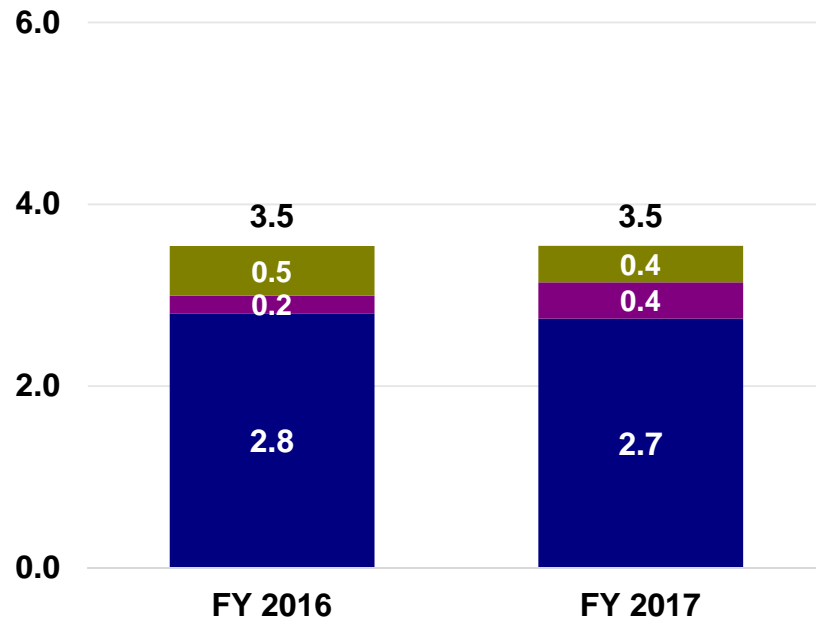
By Operation	Total FY 2016 <sup>(1)</sup>	FY 2017			Total Since 9/11
		January 2017	Cumulative 2017	Monthly Avg.	
IRAQI FREEDOM (OIF)/NEW DAWN (OND) <sup>(1)</sup> /Post-OND Iraq Activities	-2.1	0.8	0.7	0.2	731.5
INHERENT RESOLVE (OIR)	6.0	0.5	1.8	0.4	13.8
<b>Subtotal OIF/OND/OIR</b>	<b>3.9</b>	<b>1.3</b>	<b>2.5</b>	<b>0.6</b>	<b>745.3</b>
ENDURING FREEDOM (OEF)	-4.0	-0.1	-1.7	-0.4	585.0
FREEDOM'S SENTINEL (OFS)	41.8	3.6	13.1	3.3	87.3
<b>Subtotal OEF/OFS</b>	<b>37.8</b>	<b>3.5</b>	<b>11.4</b>	<b>2.9</b>	<b>672.3</b>
NOBLE EAGLE (ONE)	<0.1	<0.1	<0.1	<0.1	27.6
<b>TOTAL</b>	<b>41.7</b>	<b>4.8</b>	<b>13.9</b>	<b>3.5</b>	<b>1,445.2</b>

*Totals may not add due to rounding*

<sup>(1)</sup> The totals in the FY 2016 column for Operation NEW DAWN (OND) and Operation ENDURING FREEDOM (OEF) reflect the cumulative total of downward adjustments posted to prior year accounts and adjustments between operations (e.g., OEF transfers to OFS and OIR for proper alignment).

Source: Defense Finance and Accounting Service, Cost of War Monthly Report  
Data as of January 31, 2017

# FY 2017 Obligations for Contingency Operations Comparison of OIF/OND/OIR/OEF/OFS “Average Monthly Spending” — All Years (Dollars in Billions)



## FY 2017 Average Obligations

### ■ Security Forces and Coalition Support

The average obligations are lower due to two pending quarterly reimbursements to Pakistan. These reimbursements are expected to be processed in February 2017. The average monthly spending for the Afghan Security Forces Fund is generally lower in the first half of the fiscal year and the average obligation rate steadily increases as funds are approved and notified to Congress during the fiscal year.

### ■ Investment

The average investment obligations are higher due to a correction posted by Army for prior year obligations in the Other Procurement account for communication and electronic equipment procurement obligations.

### ■ Military Operations

The average operations obligations are lower due to decreased spending on civilian premium pay, medical support and health services, operating tempo, depot level maintenance, airlift, other services and miscellaneous contracts, and second destination transportation.

*Totals may not add due to rounding*

*Note: Obligation data does not include non-DoD classified programs and less than \$<0.1 billion from base funded Operation NOBLE EAGLE (ONE)  
Source: Defense Finance and Accounting Service, Cost of War Monthly Report  
Data as of January 31, 2017*

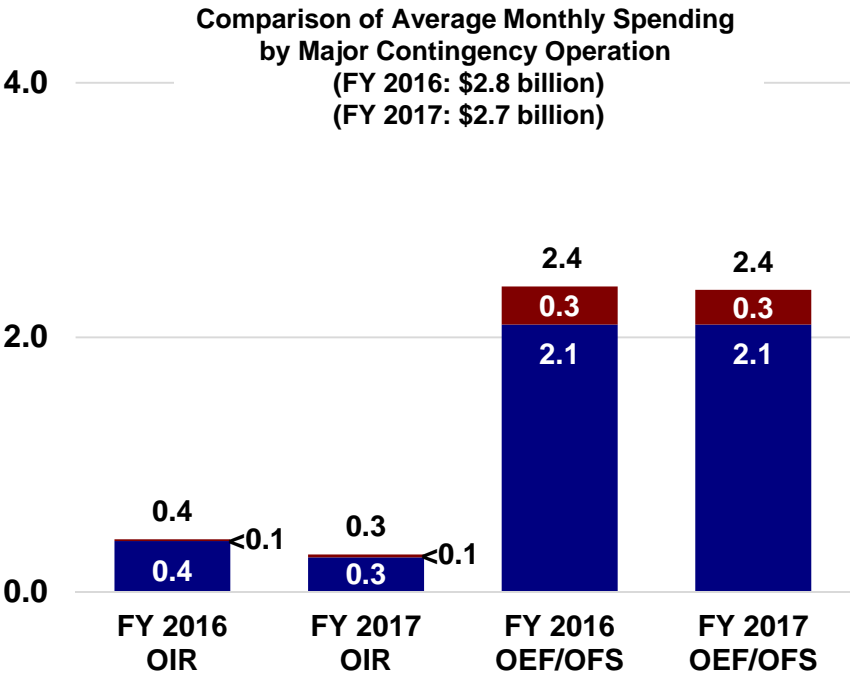


# FY 2017 Obligations for Military Operations

## Comparison of OIF/OND/OIR/OEF/OFS

### “Average Monthly Spending” — All Years

(Dollars in Billions)



### FY 2017 Average Obligations

**■ Military Personnel**

(FY 2016: \$0.3 billion; FY 2017: \$0.3 billion)

**OIR:** The average obligations are slightly higher due to increased spending in reserve components called to active duty and other military personnel (special pay).

**OEF/OFS:** The average obligations are slightly higher due to increased spending in reserve components called to active duty and other military personnel (special pay).

**■ Operation and Maintenance (includes WCF)**

(FY 2016: \$2.5 billion; FY 2017: \$2.4 billion)

**OIR:** The average obligations are lower due to decreased spending in operating tempo, command, control, communications, computers and intelligence (C4I), depot level maintenance, and other services and miscellaneous contracts.

**OEF/OFS:** The average obligations are slightly lower due to decreased spending on civilian premium pay, medical support and health services, operating tempo, depot level maintenance, airlift, other services and miscellaneous contracts, and second destination transportation.

The FY 2017 the average monthly spending is \$2.7 billion, slightly lower than the FY 2016 average \$2.8 billion.

*Totals may not add due to rounding*

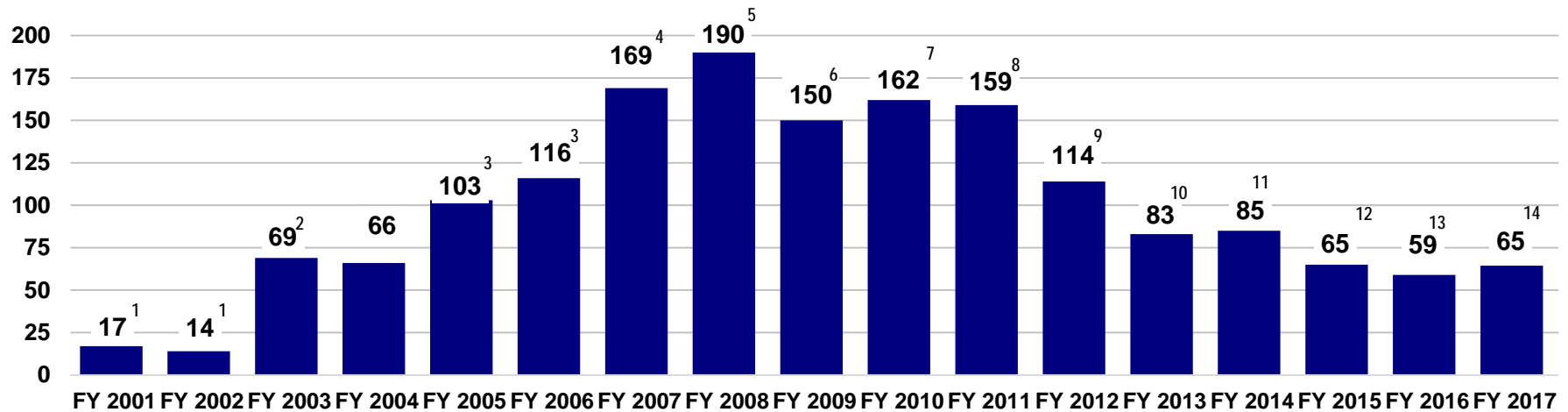
*Note: Obligation data does not include non-DoD classified programs and less than \$<0.1 billion from base funded Operation NOBLE EAGLE (ONE)  
Source: Defense Finance and Accounting Service, Cost of War Monthly Report.  
Data as of January 31, 2017*

# **Cost of War Backup Detail**

# Funding Appropriated through War-related Requests

## FY 2001 – FY 2017 (\$1,686B)

(Dollars in Billions)



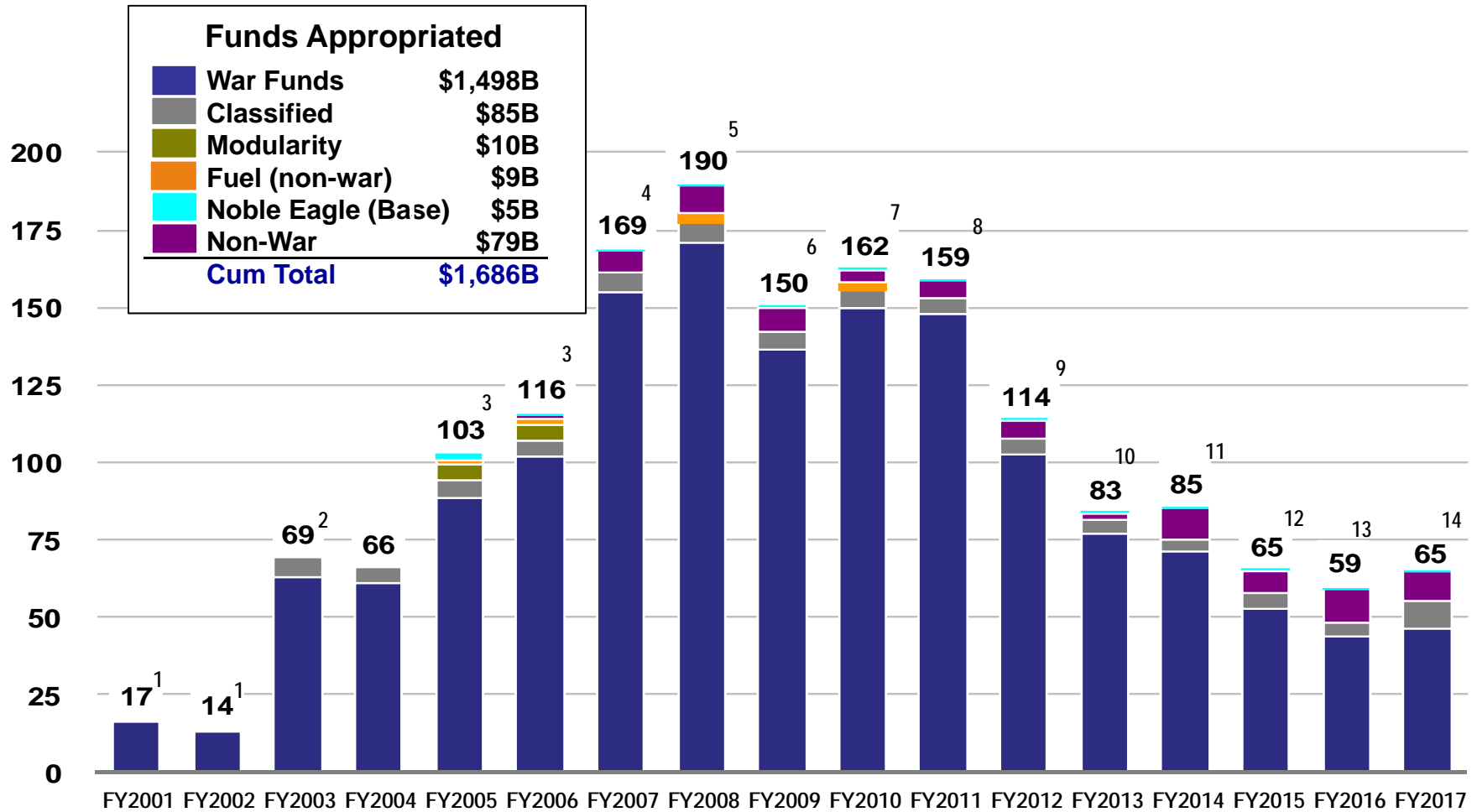
- 1/ FY 2001 includes \$3.5B of funds appropriated in the FY 2002 Supplemental (PL 107-117) as that is the year where the obligations were incurred. Authorization for the obligation of these funds was provided in the FY 2001 Supplemental (PL 107-38), which provided \$40B to OMB's Emergency Response Program for response to the 9/11 terrorist attacks on the United States
- 2/ FY 2003 reflects a rescission of \$3.5B of Iraq Freedom Funds enacted in the FY 2004 DoD Appropriations Act (PL 108-87)
- 3/ FY 2005 reflects \$25B appropriated in FY 2004 for FY 2005 war-related costs (Title IX Bridge) (PL 108-287); reflects \$3B appropriated in PLs 108-324, 109-61, and 109-62 for Hurricane Disaster Relief
- 4/ FY 2007 includes \$3B appropriated in GWOT Emergency Supplemental (PL 110-28) for BRAC
- 5/ FY 2008 includes \$16.8B appropriated for the Mine Resistant Ambush Protected Transfer Fund (PL 110-92 (\$5.2B)) and (PL 110-116 (\$11.6B)); also includes \$0.143B rescission enacted in the FY 2009 Supplemental but applicable to the FY 2008 OCO; does not reflect the \$3B rescission in PL 110-252 section 8003 applied to baseline programs
- 6/ FY 2009 does not reflect \$4.5B of rescissions enacted in the FY 2009 Supplemental that were applied to the Department's baseline programs; however, FY 2009 reflects \$0.1B of rescissions enacted in PL 113-6 (see note 10)
- 7/ FY 2010 reflects \$0.5B of rescissions enacted in the FY 2010 Supplemental, Education, Jobs, & Medicaid Assistance (PL 111-226), that were applied to the Department's FY 2010 OCO amounts; also, FY 2010 reflects \$0.6B of rescissions enacted in PL 112-74 (see note 9)
- 8/ FY 2011 reflects the FY 2011 Department of Defense and Full Year Continuing Appropriations Act (PL 112-10); also, FY 2011 reflects \$0.2B of rescissions enacted in PL 113-6 (see note 10) and \$0.1B of FY 2013 sequestered amount
- 9/ FY 2012 reflects the \$116B appropriated in the FY 2012 Consolidated Appropriations Act (PL 112-74) and does not reflect the \$0.6B of rescissions enacted in PL 112-74 that were applied to the Department's FY 2010 OCO programs; however, FY 2012 reflects \$1.7B of rescissions enacted in PL 113-6 (see note 10) and \$0.5B of FY 2013 sequestered amount
- 10/ FY 2013 reflects the Consolidated and Further Continuing Appropriations Act (PL 113-6) and does not reflect the \$0.1B, \$0.2B, and \$1.7B of rescissions enacted in PL 113-6 that were applied to the Department's FYs 2009, 2011, and 2012 OCO programs, respectively; however, FY 2013 reflects \$5.5B of FY 2013 sequestered amount
- 11/ FY 2014 reflects the Consolidated Appropriations Act (PL 113-76) and does not reflect the \$0.1B of rescissions enacted in PL 113-76 that were applied to the Department's FYs 2009 (\$0.05B) and 2013 (\$0.09B) in OCO programs, respectively
- 12/ FY 2015 reflects the Consolidated and Further Continuing Appropriations Act (PL 113-235) and does not reflect the \$1.2B of rescissions enacted in PL 113-235 that were applied to the Department's FYs 2014 (\$1.2B) and FY 2013 (\$0.007B) in OCO programs, respectively. Excludes Ebola emergency supplemental funds received in Title X for \$112 million
- 13/ FY 2016 reflects the Consolidated Appropriations Act, 2016 (PL 114-113) and does not reflect the \$0.4 of recessions enacted in PL 114-113 that were applied to FY 2015 Afghanistan Security Forces Fund
- 14/ FY 2017 reflects the budget request of \$64.6 billion, including the budget amendment, as there has not yet been a full enactment of the FY 2017 appropriations for the DoD.

Note: Includes funding for OIF/OND/OIR, OEF/OFS, and ONE. Beginning in FY 2005, ONE is funded in the DoD baseline. Totals may not add due to rounding  
 Source: Department of Defense Appropriations Acts  
 Data as of January 31, 2017

# Funding Appropriated through War-related Requests

## FY 2001 – FY 2017 (\$1,686B)

(Dollars in Billions)



**Explanations for footnotes 1-14 are provided on Slide 15**

Note: Includes funding for OIF/OND/OIR, OEF/OFS, and ONE. Beginning in FY 2005, ONE is funded in the DoD baseline.

Source: Department of Defense Appropriations Acts

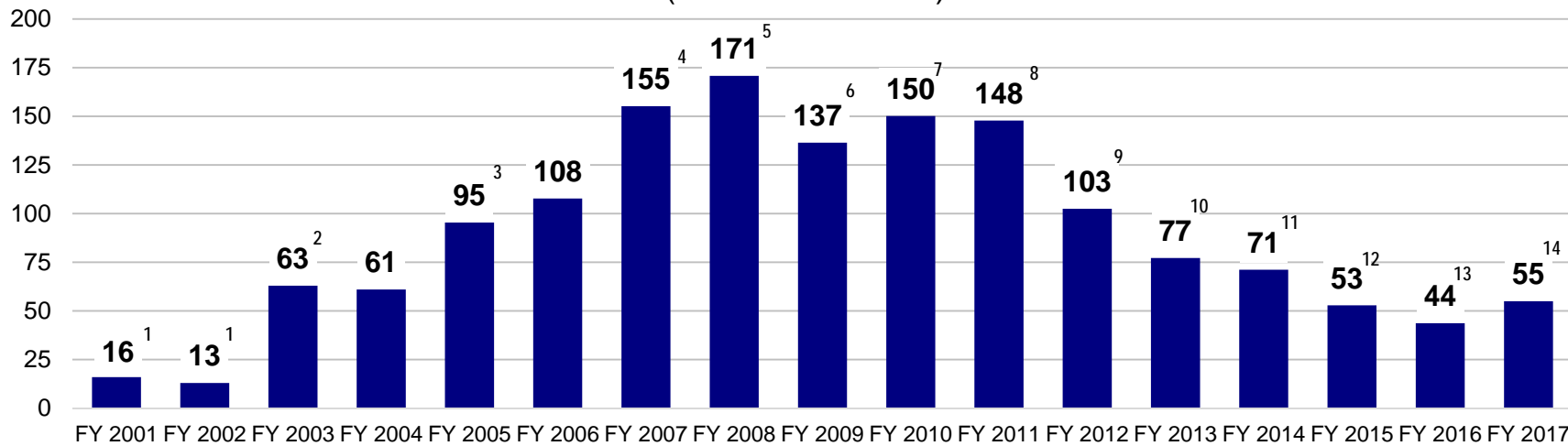
Data as of January 31, 2017

Totals may not add due to rounding

# Funding Appropriated through War-related Requests FY 2001 – FY 2017 (\$1,519B)

Excludes Non-DoD Classified and Non-War Costs (\$157B)

(Dollars in Billions)



1/ FY 2001 includes \$3.5B of funds appropriated in the FY 2002 Supplemental (PL 107-117) as that is the year where the obligations were incurred. Authorization for the obligation of these funds was provided in the FY 2001 Supplemental (PL 107-38), which provided \$40B to OMB's Emergency Response Program for response to the 9/11 terrorist attacks on the United States

2/ FY 2003 reflects a rescission of \$3.5B of Iraq Freedom Funds enacted in the FY 2004 DoD Appropriations Act (PL 108-87)

3/ FY 2005 reflects \$25B appropriated in FY 2004 for FY 2005 war-related costs (Title IX Bridge) (PL 108-287); reflects \$3B appropriated in PLs 108-324, 109-61, and 109-62 for Hurricane Disaster Relief

4/ FY 2007 includes \$3B appropriated in GWOT Emergency Supplemental (PL 110-28) for BRAC

5/ FY 2008 includes \$16.8B appropriated for the Mine Resistant Ambush Protected Transfer Fund (PL 110-92 (\$5.2B)) and (PL 110-116 (\$11.6B)); also includes \$0.143B rescission enacted in the FY 2009 Supplemental but applicable to the FY 2008 OCO; does not reflect the \$3B rescission in PL 110-252 section 8003 applied to baseline programs

6/ FY 2009 does not reflect \$4.5B of rescissions enacted in the FY 2009 Supplemental that were applied to the Department's baseline programs; however, FY 2009 reflects \$0.1B of rescissions enacted in PL 113-6 (see note 10)

7/ FY 2010 reflects \$0.5B of rescissions enacted in the FY 2010 Supplemental, Education, Jobs, & Medicaid Assistance (PL 111-226), that were applied to the Department's FY 2010 OCO amounts; also, FY 2010 reflects \$0.6B of rescissions enacted in PL 112-74 (see note 9)

8/ FY 2011 reflects the FY 2011 Department of Defense and Full Year Continuing Appropriations Act (PL 112-10); also, FY 2011 reflects \$0.2B of rescissions enacted in PL 113-6 (see note 10) and \$0.1B of FY 2013 sequestered amount

9/ FY 2012 reflects the \$116B appropriated in the FY 2012 Consolidated Appropriations Act (PL 112-74) and does not reflect the \$0.6B of rescissions enacted in PL 112-74 that were applied to the Department's FY 2010 OCO programs; however, FY 2012 reflects \$1.7B of rescissions enacted in PL 113-6 (see note 10) and \$0.5B of FY 2013 sequestered amount

10/ FY 2013 reflects the Consolidated and Further Continuing Appropriations Act (PL 113-6) and does not reflect the \$0.1B, \$0.2B, and \$1.7B of rescissions enacted in PL 113-6 that were applied to the Department's FYs 2009, 2011, and 2012 OCO programs, respectively; however, FY 2013 reflects \$5.5B of FY 2013 sequestered amount

11/ FY 2014 reflects the Consolidated Appropriations Act (PL 113-76) and does not reflect the \$0.1B of rescissions enacted in PL 113-76 that were applied to the Department's FYs 2009 (\$0.05B) and 2013 (\$0.09B) in OCO programs, respectively

12/ FY 2015 reflects the Consolidated and Further Continuing Appropriations Act (PL 113-235) and does not reflect the \$1.2B of rescissions enacted in PL 113-235 that were applied to the Department's FYs 2014 (\$1.2B) and FY 2013 (\$0.007B) in OCO programs, respectively. Excludes Ebola emergency supplemental funds received in Title X for \$112 million

13/ FY 2016 reflects the Consolidated Appropriations Act, 2016 (PL 114-113) and does not reflect the \$0.4 of recessions enacted in PL 114-113 that were applied to FY 2015 Afghanistan Security Forces Fund

14/ FY 2017 reflects the budget request of \$64.6 billion, including the budget amendment less the Counterterrorism Partnership Fund request, (\$1 billion) the European Reassurance Initiative request (\$3.4 billion), and the Bipartisan Budget Act of 2015 Compliance amount (\$5.2 billion).

Note: Includes funding for OIF/OND/OIR, OEF/OFS, and ONE. Beginning in FY 2005, ONE is funded in the DoD baseline.

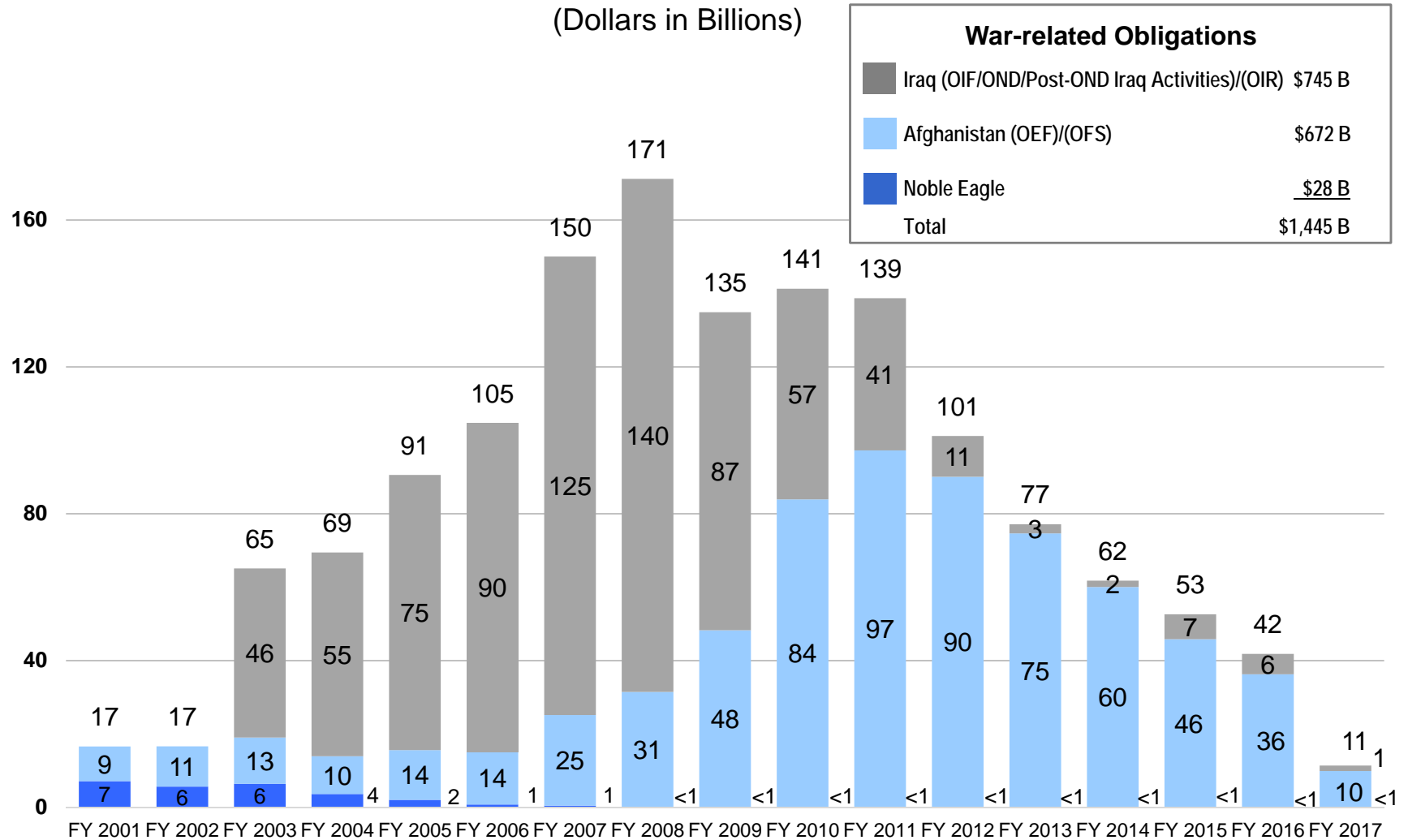
Totals may not add due to rounding

Source: Department of Defense Appropriations Acts Data as of January 31, 2017

# Department of Defense Cost of War

## Total War-related Obligations by Year Appropriated

(Dollars in Billions)



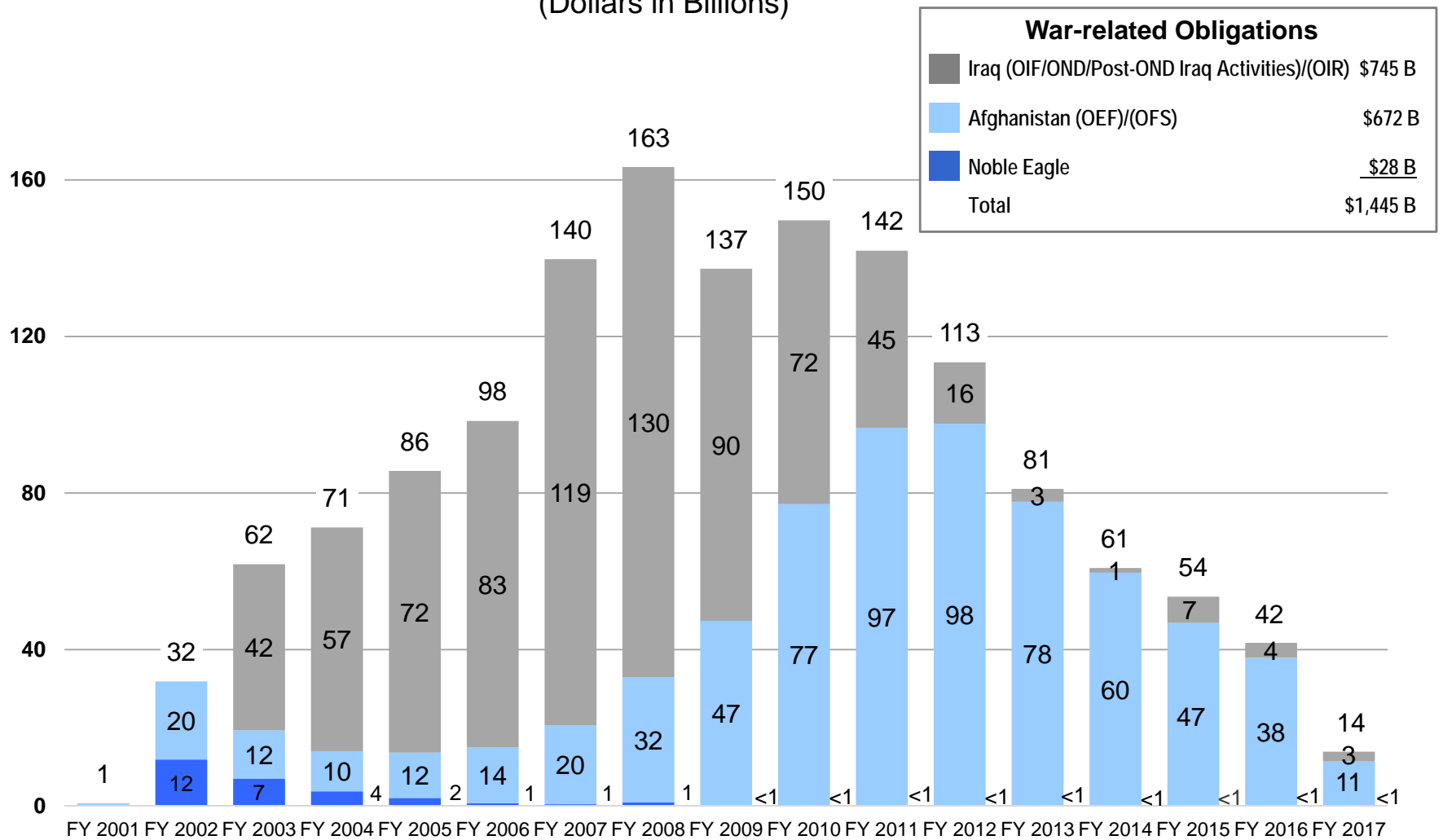
Note: Obligation data shown against year funds obligated. Does not include non-DoD classified programs.  
 Source: Defense Finance and Accounting Service, Cost of War Monthly Report  
 Data as of January 31, 2017

Totals may not add due to rounding

# Department of Defense Cost of War

## Total War-related Obligations by Year Incurred

(Dollars in Billions)



Note: Obligation data shown against year funds obligated. Does not include non-DoD classified programs.

Totals may not add due to rounding

Source: Defense Finance and Accounting Service, Cost of War Monthly Report

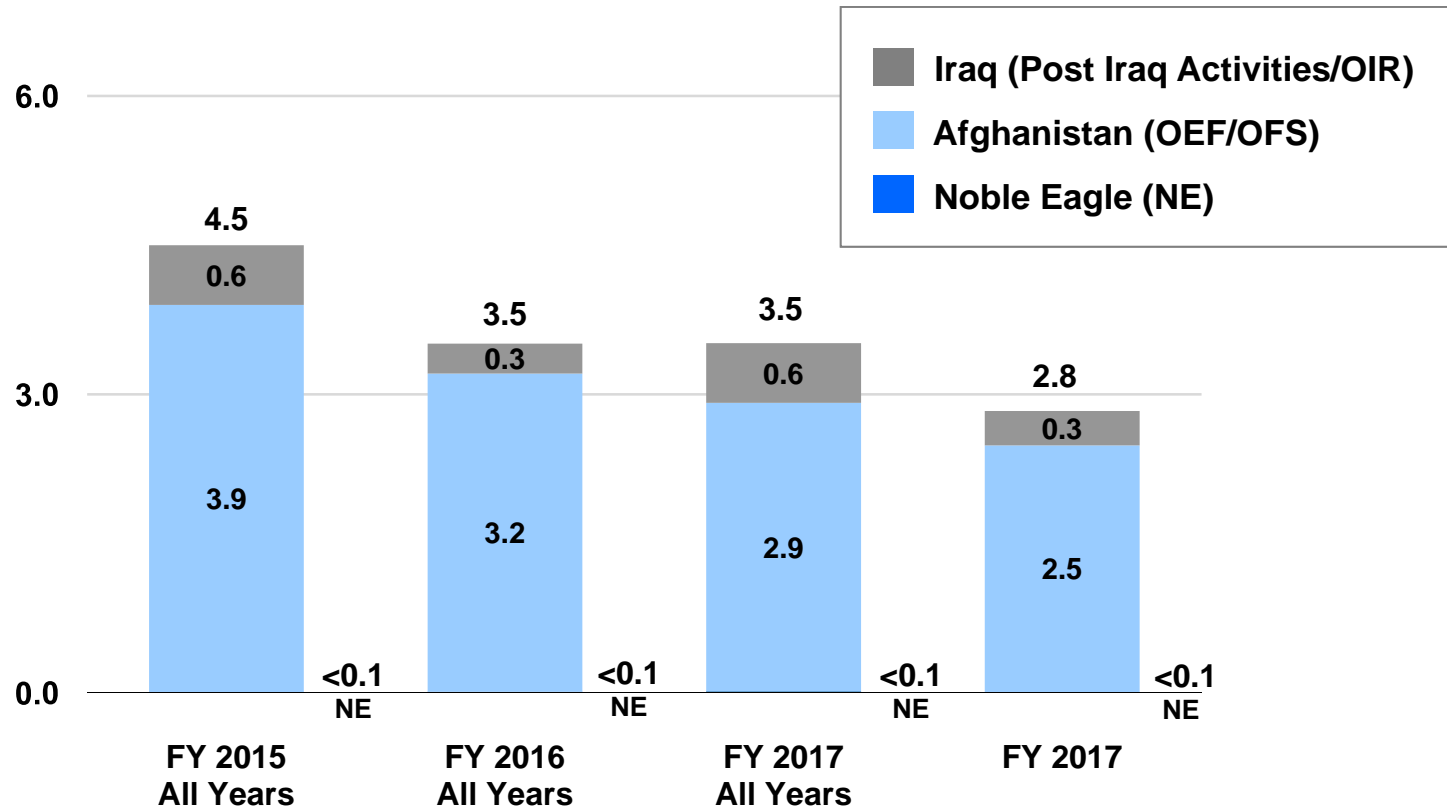
Data as of January 31, 2017

# FY 2017 Obligations for Contingency Operations

## Comparison of OIF/OND/Post-OND Iraq Activities/OIR OEF/OFS/ONE

### “Average Monthly Spending”

(Dollars in Billions)



*Note: Obligation data does not include non-DoD classified programs.  
Source: Defense Finance and Accounting Service, Cost of War Monthly Report  
Data as of January 31, 2017*

*Totals may not add due to rounding*



## Explanatory Footnotes for Slide 8

1/ FY 2001 includes \$3.5B of funds appropriated in the FY 2002 Supplemental (PL 107-117) as that is the year where the obligations were incurred. Authorization for the obligation of these funds was provided in the FY 2001 Supplemental (PL 107-38), which provided \$40B to OMB's Emergency Response Program for response to the 9/11 terrorist attacks on the United States

2/ FY 2003 reflects a rescission of \$3.5B of Iraq Freedom Funds enacted in the FY 2004 DoD Appropriations Act (PL 108-87)

3/ FY 2005 reflects \$25B appropriated in FY 2004 for FY 2005 war-related costs (Title IX Bridge) (PL 108-287); reflects \$3B appropriated in PLs 108-324, 109-61, and 109-62 for Hurricane Disaster Relief

4/ FY 2007 includes \$3B appropriated in GWOT Emergency Supplemental (PL 110-28) for BRAC

5/ FY 2008 includes \$16.8B appropriated for the Mine Resistant Ambush Protected Transfer Fund (PL 110-92 (\$5.2B)) and (PL 110-116 (\$11.6B)); also includes \$0.143B rescission enacted in the FY 2009 Supplemental but applicable to the FY 2008 OCO; does not reflect the \$3B rescission in PL 110-252 section 8003 applied to baseline programs

6/ FY 2009 does not reflect \$4.5B of rescissions enacted in the FY 2009 Supplemental that were applied to the Department's baseline programs; however, FY 2009 reflects \$0.1B of rescissions enacted in PL 113-6 (see note 10)

7/ FY 2010 reflects \$0.5B of rescissions enacted in the FY 2010 Supplemental, Education, Jobs, & Medicaid Assistance (PL 111-226), that were applied to the Department's FY 2010 OCO amounts; also, FY 2010 reflects \$0.6B of rescissions enacted in PL 112-74 (see note 9)

8/ FY 2011 reflects the FY 2011 Department of Defense and Full Year Continuing Appropriations Act (PL 112-10); also, FY 2011 reflects \$0.2B of rescissions enacted in PL 113-6 (see note 10) and \$0.1B of FY 2013 sequestered amount

9/ FY 2012 reflects the \$116B appropriated in the FY 2012 Consolidated Appropriations Act (PL 112-74) and does not reflect the \$0.6B of rescissions enacted in PL 112-74 that were applied to the Department's FY 2010 OCO programs; however, FY 2012 reflects \$1.7B of rescissions enacted in PL 113-6 (see note 10) and \$0.5B of FY 2013 sequestered amount

10/ FY 2013 reflects the Consolidated and Further Continuing Appropriations Act (PL 113-6) and does not reflect the \$0.1B, \$0.2B, and \$1.7B of rescissions enacted in PL 113-6 that were applied to the Department's FYs 2009, 2011, and 2012 OCO programs, respectively; however, FY 2013 reflects \$5.5B of FY 2013 sequestered amount

11/ FY 2014 reflects the Consolidated Appropriations Act (PL 113-76) and does not reflect the \$0.1B of rescissions enacted in PL 113-76 that were applied to the Department's FYs 2009 (\$0.05B) and 2013 (\$0.09B) in OCO programs, respectively

12/ FY 2015 reflects the Consolidated and Further Continuing Appropriations Act (PL 113-235) and does not reflect the \$1.2B of rescissions enacted in PL 113-235 that were applied to the Department's FYs 2014 (\$1.2B) and FY 2013 (\$0.007B) in OCO programs, respectively. Excludes Ebola emergency supplemental funds received in Title X for \$112 million

13/ FY 2016 reflects the Consolidated Appropriations Act, 2016 (PL 114-113) and does not reflect the \$0.4 of recessions enacted in PL 114-113 that were applied to FY 2015 Afghanistan Security Forces Fund

14/ FY 2017 reflects the budget request of \$64.6 billion, including the budget amendment, as there has not yet been a full enactment of the FY 2017 appropriations for the DoD.

**DEPARTMENT OF DEFENSE (DoD)**

**ESTIMATE OF COST OF WAR REPORT**

**As of January 31, 2017**

**Cost Estimate for Report**

**The cost to the Department of Defense to prepare and assemble this report is approximately \$181,000 for FY 2017.**

**Reference ID: 9-7F4BED9**



**Cost of War Report  
January 31, 2017**

**Table of Contents**

<u>Title of Report</u>	<u>Page</u>
Summary Cost of War Obligations by Component, Appropriation and Operation	1
Military Personnel Subsidiary Report	
Fiscal Years 2007 – 2017 All Appropriations (Cost Breakdown Structure)	10
Fiscal Year 2017 All Appropriations (Cost Breakdown Structure)	16
Operation and Maintenance Subsidiary Report	
Fiscal Years 2007- 2017 All Appropriations (Cost Breakdown Structure)	22
Fiscal Year 2017 All Appropriations (Cost Breakdown Structure)	38
FY 2017 Cost of War for FY 2017 Appropriations	52
FY 2017 Cost of War for FY 2016 Appropriations	56
FY 2017 Cost of War for FY 2015 Appropriations	61



**Summary Cost of War Obligations by Component, Appropriation and  
Operation**

**COST OF WAR**  
**Summary Obligations by Component, Appropriation and Operation**  
**Fiscal Year 2007 - 2017**  
**(Amounts in Thousands)**  
**As of January 31, 2017**

Appropriation	Operation New Dawn (OND) / Post-OND Iraq Activities		Operation Enduring Freedom		Operation Freedom's Sentinel		Operation Noble Eagle		Operation Inherent Resolve		Summary	
	Obligations January 2017	Obligations Year To Date	Obligations January 2017	Obligations Year To Date	Obligations January 2017	Obligations Year To Date	Obligations January 2017	Obligations Year To Date	Obligations January 2017	Obligations Year To Date	Obligations January 2017	Obligations Year To Date
<b>DoD Total</b>	<b>760,152</b>	<b>745,208</b>	<b>-148,710</b>	<b>-1,696,906</b>	<b>3,646,121</b>	<b>13,106,732</b>	<b>7,941</b>	<b>22,903</b>	<b>516,809</b>	<b>1,757,804</b>	<b>4,782,313</b>	<b>13,935,741</b>
Military Personnel	0	2	-24	-1,360,442	280,597	2,458,586	2,235	10,432	24,713	88,901	307,521	1,197,479
Operation and Maintenance	-105	-224	-70,338	-313,616	2,731,166	8,936,807	5,706	12,471	371,436	1,299,250	3,037,865	9,934,688
Afghanistan Security Forces Fund	0	0	-127,859	-146,659	528,759	1,108,920	0	0	0	0	400,900	962,261
Iraq Security Forces Fund	-3,216	-8,000	0	0	0	0	0	0	0	0	-3,216	-8,000
Afghanistan Infrastructure Fund	0	0	-185	13,099	0	0	0	0	0	0	-185	13,099
Iraq Train and Equip Fund	0	0	0	0	0	0	0	0	72,133	244,390	72,133	244,390
Procurement	763,473	753,430	21,030	97,776	93,144	540,622	0	0	39,952	116,688	917,599	1,508,516
Joint Improvised Explosive Device Defeat Fund	0	0	7	-25,032	12,443	59,204	0	0	0	0	12,450	34,172
Research, Development, Test and Evaluation	0	0	-81	-91	12	2,593	0	0	8,575	8,575	8,506	11,077
Revolving and Management Funds	0	0	27,389	31,049	0	0	0	0	0	0	27,389	31,049
Military Construction	0	0	1,351	7,010	0	0	0	0	0	0	1,351	7,010
<b>Army Total</b>	<b>760,464</b>	<b>756,990</b>	<b>-177,133</b>	<b>-1,594,232</b>	<b>1,890,891</b>	<b>7,029,407</b>	<b>7,479</b>	<b>17,746</b>	<b>231,877</b>	<b>759,204</b>	<b>2,713,578</b>	<b>6,969,115</b>
Military Personnel	0	2	-24	-1,360,442	181,078	2,049,074	1,887	7,759	10,787	41,958	193,728	738,351
Operation and Maintenance	-94	1,214	-56,940	-82,197	1,097,115	3,356,545	5,592	9,987	138,775	460,347	1,184,448	3,745,896
Afghanistan Security Forces Fund	0	0	-127,859	-146,659	528,759	1,108,920	0	0	0	0	400,900	962,261
Iraq Security Forces Fund	-3,216	-8,000	0	0	0	0	0	0	0	0	-3,216	-8,000
Afghanistan Infrastructure Fund	0	0	-185	13,099	0	0	0	0	0	0	-185	13,099
Iraq Train and Equip Fund	0	0	0	0	0	0	0	0	72,133	244,390	72,133	244,390
Procurement	763,774	763,774	7,866	7,866	71,484	453,429	0	0	1,607	3,934	844,731	1,229,003
Joint Improvised Explosive Device Defeat Fund	0	0	7	-25,032	12,443	59,204	0	0	0	0	12,450	34,172
Research, Development, Test and Evaluation	0	0	0	0	12	2,235	0	0	8,575	8,575	8,587	10,810
Military Construction	0	0	2	-867	0	0	0	0	0	0	2	-867
<b>Navy/Marine Corps Total</b>	<b>-301</b>	<b>-6,851</b>	<b>13,481</b>	<b>1,655</b>	<b>508,467</b>	<b>2,697,906</b>	<b>0</b>	<b>0</b>	<b>99,412</b>	<b>245,383</b>	<b>621,059</b>	<b>2,938,093</b>
<b>Navy Total</b>	<b>-218</b>	<b>-609</b>	<b>14,734</b>	<b>7,104</b>	<b>425,425</b>	<b>1,881,896</b>	<b>0</b>	<b>0</b>	<b>57,141</b>	<b>202,091</b>	<b>497,082</b>	<b>2,090,482</b>
Military Personnel	0	0	0	0	28,652	108,947	0	0	2,058	8,739	30,710	117,686
Operation and Maintenance	0	0	0	0	393,750	1,757,289	0	0	16,816	109,959	410,566	1,867,248
Procurement	-218	-609	13,385	-761	3,023	15,660	0	0	38,267	83,393	54,457	97,683
Research, Development, Test and Evaluation	0	0	0	-12	0	0	0	0	0	0	0	-12
Military Construction	0	0	1,349	7,877	0	0	0	0	0	0	1,349	7,877
<b>Marine Corps Total</b>	<b>-83</b>	<b>-6,242</b>	<b>-1,253</b>	<b>-5,449</b>	<b>83,042</b>	<b>816,010</b>	<b>0</b>	<b>0</b>	<b>42,271</b>	<b>43,292</b>	<b>123,977</b>	<b>847,611</b>
Military Personnel	0	0	0	0	7,485	28,000	0	0	1,649	1,333	9,134	29,333
Operation and Maintenance	0	-6,150	500	-1,962	75,517	786,392	0	0	40,622	41,959	116,639	820,239
Procurement	-83	-92	-1,753	-3,487	40	1,618	0	0	0	0	-1,796	-1,961
<b>Air Force Total</b>	<b>-7</b>	<b>-4,266</b>	<b>-4,431</b>	<b>-1,541</b>	<b>696,577</b>	<b>2,297,750</b>	<b>462</b>	<b>5,157</b>	<b>84,712</b>	<b>577,113</b>	<b>777,313</b>	<b>2,874,213</b>
Military Personnel	0	0	0	0	63,382	272,565	348	2,673	10,219	36,871	73,949	312,109
Operation and Maintenance	-7	5,377	-5,008	-21,805	633,147	1,984,663	114	2,484	74,415	510,881	702,661	2,481,600

**COST OF WAR**  
**Summary Obligations by Component, Appropriation and Operation**  
**Fiscal Year 2007 - 2017**  
**(Amounts in Thousands)**  
**As of January 31, 2017**

Appropriation	Operation New Dawn (OND) / Post-OND Iraq Activities		Operation Enduring Freedom		Operation Freedom's Sentinel		Operation Noble Eagle		Operation Inherent Resolve		Summary	
	Obligations January 2017	Obligations Year To Date	Obligations January 2017	Obligations Year To Date	Obligations January 2017	Obligations Year To Date	Obligations January 2017	Obligations Year To Date	Obligations January 2017	Obligations Year To Date	Obligations January 2017	Obligations Year To Date
Procurement	0	-9,643	658	20,345	48	40,522	0	0	78	29,361	784	80,585
Research, Development, Test and Evaluation	0	0	-81	-81	0	0	0	0	0	0	-81	-81
<b>Defense Agencies Total</b>	<b>-4</b>	<b>-665</b>	<b>19,373</b>	<b>-102,788</b>	<b>550,186</b>	<b>1,081,669</b>	<b>0</b>	<b>0</b>	<b>100,808</b>	<b>176,104</b>	<b>670,363</b>	<b>1,154,320</b>
Operation and Maintenance	-4	-665	-8,890	-207,652	531,637	1,051,918	0	0	100,808	176,104	623,551	1,019,705
Procurement	0	0	874	73,813	18,549	29,393	0	0	0	0	19,423	103,206
Research, Development, Test and Evaluation	0	0	0	2	0	358	0	0	0	0	0	360
Revolving and Management Funds	0	0	27,389	31,049	0	0	0	0	0	0	27,389	31,049



**COST OF WAR**  
**Obligations by Component, Appropriation and Operation**  
**Fiscal Year 2007 - 2017**  
**(Amounts in Thousands)**  
**As of January 31, 2017**

Appropriation	Operation New Dawn (OND) / Post-OND Iraq Activities		Operation Enduring Freedom		Operation Freedom's Sentinel		Operation Noble Eagle		Operation Inherent Resolve		Summary	
	Obligations January 2017	Obligations Year to Date	Obligations January 2017	Obligations Year to Date	Obligations January 2017	Obligations Year to Date	Obligations January 2017	Obligations Year to Date	Obligations January 2017	Obligations Year to Date	Obligations January 2017	Obligations Year to Date
<b>DoD Total</b>	<b>760,152</b>	<b>745,208</b>	<b>-148,710</b>	<b>-1,696,906</b>	<b>3,646,121</b>	<b>13,106,732</b>	<b>7,941</b>	<b>22,903</b>	<b>516,809</b>	<b>1,757,804</b>	<b>4,782,313</b>	<b>13,935,741</b>
<b>Army Total</b>	<b>760,464</b>	<b>756,990</b>	<b>-177,133</b>	<b>-1,594,232</b>	<b>1,890,891</b>	<b>7,029,407</b>	<b>7,479</b>	<b>17,746</b>	<b>231,877</b>	<b>759,204</b>	<b>2,713,578</b>	<b>6,969,115</b>
<b>Army Active</b>	<b>760,464</b>	<b>756,988</b>	<b>-177,109</b>	<b>-1,594,329</b>	<b>1,871,452</b>	<b>6,981,715</b>	<b>7,479</b>	<b>17,746</b>	<b>231,877</b>	<b>759,204</b>	<b>2,694,163</b>	<b>6,921,324</b>
21 2015/2015 2010 Military Personnel, Army	0	0	0	-1,360,276	0	1,360,276	0	0	0	0	0	0
21 2017/2017 2010 Military Personnel, Army	0	0	0	0	169,010	657,365	1,887	7,759	10,787	41,958	181,684	707,082
21 2012/2012 2020 Operation and Maintenance, Army	-178	-1,116	-57,053	-96,770	0	0	0	0	0	0	-57,231	-97,886
21 2013/2013 2020 Operation and Maintenance, Army	0	0	1	-4,935	0	0	0	0	0	0	1	-4,935
21 2014/2014 2020 Operation and Maintenance, Army	0	0	112	1,980	0	0	0	0	0	0	112	1,980
21 2015/2015 2020 Operation and Maintenance, Army	0	2,662	0	17,265	84	-20,675	0	0	0	0	84	-748
21 2016/2016 2020 Operation and Maintenance, Army	84	-332	0	0	2,059	-3,913	0	0	0	0	2,143	-4,245
21 2017/2017 2020 Operation and Maintenance, Army	0	0	0	0	1,087,601	3,364,874	5,592	9,987	138,775	460,347	1,231,968	3,835,208
21 2015/2017 2031 Aircraft Procurement, Army	0	0	0	0	5,782	41,566	0	0	0	0	5,782	41,566
21 2016/2018 2031 Aircraft Procurement, Army	0	0	0	0	301	26,102	0	0	0	0	301	26,102
21 2017/2019 2031 Aircraft Procurement, Army	0	0	0	0	4,950	37,992	0	0	0	0	4,950	37,992
21 2015/2017 2032 Missile Procurement, Army	0	0	0	0	0	22,891	0	0	1,547	2,132	1,547	25,023
21 2016/2018 2032 Missile Procurement, Army	0	0	0	0	0	0	0	0	60	1,802	60	1,802
21 2016/2018 2033 Procurement of Weapons & Tracked Vehicles	0	0	0	0	1,171	131,954	0	0	0	0	1,171	131,954
21 2017/2019 2033 Procurement of Weapons & Tracked Vehicles	0	0	0	0	0	800	0	0	0	0	0	800
21 2015/2017 2034 Procurement of Ammunition, Army	0	0	0	0	52	4,545	0	0	0	0	52	4,545
21 2016/2018 2034 Procurement of Ammunition, Army	0	0	0	0	2,365	14,821	0	0	0	0	2,365	14,821
21 2017/2019 2034 Procurement of Ammunition, Army	0	0	0	0	609	2,909	0	0	0	0	609	2,909
21 2009/2011 2035 Other Procurement, Army	763,774	763,774	7,866	7,866	0	0	0	0	0	0	771,640	771,640
21 2015/2017 2035 Other Procurement, Army	0	0	0	0	12,945	50,456	0	0	0	0	12,945	50,456
21 2016/2018 2035 Other Procurement, Army	0	0	0	0	36,610	108,925	0	0	0	0	36,610	108,925
21 2017/2019 2035 Other Procurement, Army	0	0	0	0	6,699	10,468	0	0	0	0	6,699	10,468
21 2017/2018 2040 Research, Development, Test, and Eval, Army	0	0	0	0	12	2,235	0	0	8,575	8,575	8,587	10,810
21 2011/2013 2050 Military Construction, Army	0	0	2	-867	0	0	0	0	0	0	2	-867
21 2011/2012 2091 Afghanistan Security Forces Fund, Army	0	0	-1,036	-589	0	0	0	0	0	0	-1,036	-589
21 2012/2013 2091 Afghanistan Security Forces Fund, Army	0	0	-5,895	-22,703	0	0	0	0	0	0	-5,895	-22,703
21 2013/2014 2091 Afghanistan Security Forces Fund, Army	0	0	-170	-2,609	0	0	0	0	0	0	-170	-2,609
21 2014/2015 2091 Afghanistan Security Forces Fund, Army	0	0	-120,758	-120,758	120,759	120,829	0	0	0	0	1	71
21 2015/2016 2091 Afghanistan Security Forces Fund, Army	0	0	0	0	633	-3,406	0	0	0	0	633	-3,406
21 2016/2017 2091 Afghanistan Security Forces Fund, Army	0	0	0	0	42,600	542,311	0	0	0	0	42,600	542,311

**COST OF WAR**  
**Obligations by Component, Appropriation and Operation**  
**Fiscal Year 2007 - 2017**  
**(Amounts in Thousands)**  
**As of January 31, 2017**

Appropriation	Operation New Dawn (OND) / Post-OND Iraq Activities		Operation Enduring Freedom		Operation Freedom's Sentinel		Operation Noble Eagle		Operation Inherent Resolve		Summary	
	Obligations January 2017	Obligations Year to Date	Obligations January 2017	Obligations Year to Date	Obligations January 2017	Obligations Year to Date	Obligations January 2017	Obligations Year to Date	Obligations January 2017	Obligations Year to Date	Obligations January 2017	Obligations Year to Date
21 2017/2018 2091 Afghanistan Security Forces Fund, Army	0	0	0	0	364,767	449,186	0	0	0	0	364,767	449,186
21 2011/2012 2092 Iraq Security Forces Fund, Army	-3,216	-8,000	0	0	0	0	0	0	0	0	-3,216	-8,000
21 2012/2014 2093 Joint Improvised Explosive Device Defeat Fund	0	0	0	-319	0	0	0	0	0	0	0	-319
21 2013/2015 2093 Joint Improvised Explosive Device Defeat Fund	0	0	36	-23,858	0	0	0	0	0	0	36	-23,858
21 2014/2016 2093 Joint Improvised Explosive Device Defeat Fund	0	0	-29	-855	0	0	0	0	0	0	-29	-855
21 2015/2017 2093 Joint Improvised Explosive Device Defeat Fund	0	0	0	0	4,800	26,761	0	0	0	0	4,800	26,761
21 2016/2018 2093 Joint Improvised Explosive Device Defeat Fund	0	0	0	0	7,643	32,443	0	0	0	0	7,643	32,443
21 2011/2012 2096 Afghanistan Infrastructure Fund, Army	0	0	0	10,000	0	0	0	0	0	0	0	10,000
21 2012/2013 2096 Afghanistan Infrastructure Fund, Army	0	0	-185	558	0	0	0	0	0	0	-185	558
21 2014/2015 2096 Afghanistan Infrastructure Fund, Army	0	0	0	2,541	0	0	0	0	0	0	0	2,541
21 2015/2016 2097 Iraq Train and Equip Fund	0	0	0	0	0	0	0	0	385	-4,117	385	-4,117
21 2016/2017 2097 Iraq Train and Equip Fund	0	0	0	0	0	0	0	0	24,935	201,694	24,935	201,694
21 2017/2018 2097 Iraq Train and Equip Fund	0	0	0	0	0	0	0	0	46,813	46,813	46,813	46,813
<b>Army Reserve</b>	<b>0</b>	<b>0</b>	<b>3</b>	<b>445</b>	<b>3,635</b>	<b>7,724</b>	<b>0</b>	<b>0</b>	<b>0</b>	<b>0</b>	<b>3,638</b>	<b>8,169</b>
21 2012/2012 2070 Reserve Personnel, Army	0	0	0	4	0	0	0	0	0	0	4	1
21 2013/2013 2070 Reserve Personnel, Army	0	0	-1	1	0	0	0	0	0	0	-1	1
21 2014/2014 2070 Reserve Personnel, Army	0	0	0	-1	0	0	0	0	0	0	0	-1
21 2015/2015 2070 Reserve Personnel, Army	0	0	0	444	0	-449	0	0	0	0	0	-5
21 2016/2016 2070 Reserve Personnel, Army	0	0	0	0	0	6	0	0	0	0	0	6
21 2017/2017 2070 Reserve Personnel, Army	0	0	0	0	1,933	4,459	0	0	0	0	1,933	4,459
21 2017/2017 2080 Operation and Maintenance, Army Reserve	0	0	0	0	1,702	3,708	0	0	0	0	1,702	3,708
<b>Army National Guard</b>	<b>0</b>	<b>2</b>	<b>-27</b>	<b>-348</b>	<b>15,804</b>	<b>39,968</b>	<b>0</b>	<b>0</b>	<b>0</b>	<b>0</b>	<b>15,777</b>	<b>39,622</b>
21 2012/2012 2060 National Guard Personnel, Army	0	1	-18	-21	0	0	0	0	0	0	-18	-20
21 2013/2013 2060 National Guard Personnel, Army	0	1	-4	-4,133	0	0	0	0	0	0	-4	-4,132
21 2014/2014 2060 National Guard Personnel, Army	0	0	-5	-35	0	0	0	0	0	0	-5	-35
21 2015/2015 2060 National Guard Personnel, Army	0	0	0	3,578	-40	-3,780	0	0	0	0	-40	-202
21 2016/2016 2060 National Guard Personnel, Army	0	0	0	0	-99	-3,752	0	0	0	0	-99	-3,752
21 2017/2017 2060 National Guard Personnel, Army	0	0	0	0	10,274	34,949	0	0	0	0	10,274	34,949
21 2015/2015 2065 Operation and Maintenance, Army Natl Guard	0	0	0	263	0	-263	0	0	0	0	0	0
21 2017/2017 2065 Operation and Maintenance, Army Natl Guard	0	0	0	0	5,669	12,814	0	0	0	0	5,669	12,814
<b>Navy/Marine Corps Total</b>	<b>-301</b>	<b>-6,851</b>	<b>13,481</b>	<b>1,655</b>	<b>508,467</b>	<b>2,697,906</b>	<b>0</b>	<b>0</b>	<b>99,412</b>	<b>245,383</b>	<b>621,059</b>	<b>2,938,093</b>
<b>Navy Total</b>	<b>-218</b>	<b>-609</b>	<b>14,734</b>	<b>7,104</b>	<b>425,425</b>	<b>1,881,896</b>	<b>0</b>	<b>0</b>	<b>57,141</b>	<b>202,091</b>	<b>497,082</b>	<b>2,090,482</b>
<b>Navy Active</b>	<b>-218</b>	<b>-609</b>	<b>14,734</b>	<b>7,104</b>	<b>410,691</b>	<b>1,865,159</b>	<b>0</b>	<b>0</b>	<b>57,141</b>	<b>202,091</b>	<b>482,348</b>	<b>2,073,745</b>



**Military Personnel Subsidiary Report  
(Cost Breakdown Structure)**

**COST OF WAR**  
**Obligations by Component, Appropriation and Operation**  
**Fiscal Year 2007 - 2017**  
**(Amounts in Thousands)**  
**As of January 31, 2017**

Appropriation	Operation New Dawn (OND) / Post-OND Iraq Activities		Operation Enduring Freedom		Operation Freedom's Sentinel		Operation Noble Eagle		Operation Inherent Resolve		Summary	
	Obligations January 2017	Obligations Year to Date	Obligations January 2017	Obligations Year to Date	Obligations January 2017	Obligations Year to Date	Obligations January 2017	Obligations Year to Date	Obligations January 2017	Obligations Year to Date	Obligations January 2017	Obligations Year to Date
17 2017/2017 1453 Military Personnel, Navy	0	0	0	0	26,579	105,326	0	0	2,058	8,739	28,637	114,065
17 2017/2017 1804 Operation and Maintenance, Navy	0	0	0	0	381,089	1,744,173	0	0	16,816	109,959	397,905	1,854,132
17 2010/2012 1506 Aircraft Procurement, Navy	-38	-38	-127	-1,137	0	0	0	0	0	0	-165	-1,175
17 2011/2013 1506 Aircraft Procurement, Navy	0	-10	3	3	0	0	0	0	0	0	3	-7
17 2012/2014 1506 Aircraft Procurement, Navy	0	0	-4	-83	0	0	0	0	0	0	-4	-83
17 2013/2015 1506 Aircraft Procurement, Navy	0	0	0	-2	0	0	0	0	0	0	0	-2
17 2014/2016 1506 Aircraft Procurement, Navy	0	0	0	-402	0	0	0	0	0	0	0	-402
17 2015/2017 1506 Aircraft Procurement, Navy	0	0	400	355	0	0	0	0	0	0	400	355
17 2016/2018 1506 Aircraft Procurement, Navy	0	0	0	0	533	9,249	0	0	25	298	558	9,547
17 2017/2019 1506 Aircraft Procurement, Navy	0	0	0	0	339	1,066	0	0	37,000	38,808	37,339	39,874
17 2011/2013 1507 Weapons Procurement, Navy	0	7	0	0	0	0	0	0	0	0	0	7
17 2015/2017 1507 Weapons Procurement, Navy	0	0	90	485	0	0	0	0	755	43,768	845	44,253
17 2010/2012 1508 Procurement of Ammunition, Navy and USMC	-16	-204	-5	-1,532	0	0	0	0	0	0	-21	-1,736
17 2011/2013 1508 Procurement of Ammunition, Navy and USMC	-3	-12	-8	-1,515	0	0	0	0	0	0	-11	-1,527
17 2012/2014 1508 Procurement of Ammunition, Navy and USMC	0	0	0	-40	0	0	0	0	0	0	0	-40
17 2013/2015 1508 Procurement of Ammunition, Navy and USMC	0	0	0	-32	0	0	0	0	0	0	0	-32
17 2014/2016 1508 Procurement of Ammunition, Navy and USMC	0	0	-128	-150	0	0	-128	-150	0	0	-128	-150
17 2015/2017 1508 Procurement of Ammunition, Navy and USMC	0	0	3,735	3,437	0	0	0	0	0	0	3,735	3,437
17 2016/2018 1508 Procurement of Ammunition, Navy and USMC	0	0	0	0	0	1,539	0	0	0	0	0	1,539
17 2017/2019 1508 Procurement of Ammunition, Navy and USMC	0	0	0	0	0	211	0	0	0	0	0	211
17 2010/2012 1810 Other Procurement, Navy	-161	-161	-117	-137	0	0	0	0	0	0	-278	-298
17 2011/2013 1810 Other Procurement, Navy	0	-191	0	-11	0	0	0	0	0	0	0	-202
17 2014/2016 1810 Other Procurement, Navy	0	0	9,546	0	0	0	0	0	0	0	9,546	0
17 2015/2017 1810 Other Procurement, Navy	0	0	0	0	0	0	0	0	487	519	487	519
17 2017/2019 1810 Other Procurement, Navy	0	0	0	0	2,151	3,595	0	0	0	0	2,151	3,595
17 2011/2012 1319 Research, Development, Test, and Eval, Navy	0	0	0	-12	0	0	0	0	0	0	0	-12
17 2012/2012 1205 Military Construction, Navy and Marine Corps	0	0	1,345	7,464	0	0	0	0	0	0	1,345	7,464
17 2013/2013 1205 Military Construction, Navy and Marine Corps	0	0	4	413	0	0	0	0	0	0	4	413
<b>Navy Reserve</b>	<b>0</b>	<b>0</b>	<b>0</b>	<b>0</b>	<b>14,734</b>	<b>16,737</b>	<b>0</b>	<b>0</b>	<b>0</b>	<b>0</b>	<b>14,734</b>	<b>16,737</b>
17 2017/2017 1405 Reserve Personnel, Navy	0	0	0	0	2,073	3,621	0	0	0	0	2,073	3,621
17 2017/2017 1806 Operation and Maintenance, Navy Reserve	0	0	0	0	12,661	13,116	0	0	0	0	12,661	13,116
<b>Marine Corps Total</b>	<b>-83</b>	<b>-6,242</b>	<b>-1,253</b>	<b>-5,449</b>	<b>83,042</b>	<b>816,010</b>	<b>0</b>	<b>0</b>	<b>42,271</b>	<b>43,292</b>	<b>123,977</b>	<b>847,611</b>
<b>Marine Corps Active</b>	<b>-83</b>	<b>-6,242</b>	<b>-3,383</b>	<b>-5,442</b>	<b>76,816</b>	<b>811,679</b>	<b>0</b>	<b>0</b>	<b>42,271</b>	<b>43,292</b>	<b>115,621</b>	<b>843,287</b>

**COST OF WAR**  
**Obligations by Component, Appropriation and Operation**  
**Fiscal Year 2007 - 2017**  
**(Amounts in Thousands)**  
**As of January 31, 2017**

Appropriation	Operation New Dawn (OND) / Post-OND Iraq Activities		Operation Enduring Freedom		Operation Freedom's Sentinel		Operation Noble Eagle		Operation Inherent Resolve		Summary	
	Obligations January 2017	Obligations Year to Date	Obligations January 2017	Obligations Year to Date	Obligations January 2017	Obligations Year to Date	Obligations January 2017	Obligations Year to Date	Obligations January 2017	Obligations Year to Date	Obligations January 2017	Obligations Year to Date
17 2017/2017 1105 Military Personnel, Marine Corps	0	0	0	0	5,943	25,341	0	0	1,649	1,333	7,592	26,674
17 2012/2012 1106 Operation and Maintenance, Marine Corps	0	0	-772	-997	0	0	0	0	0	0	-772	-997
17 2013/2013 1106 Operation and Maintenance, Marine Corps	0	0	-596	-670	0	0	0	0	0	0	-596	-670
17 2014/2014 1106 Operation and Maintenance, Marine Corps	0	-9	-262	-1,272	0	0	0	0	0	0	-262	-1,281
17 2015/2015 1106 Operation and Maintenance, Marine Corps	0	-6,149	0	984	0	687,089	0	0	0	-19	0	681,905
17 2016/2016 1106 Operation and Maintenance, Marine Corps	0	8	0	0	29,727	957	0	0	-41	24	29,686	989
17 2017/2017 1106 Operation and Maintenance, Marine Corps	0	0	0	0	41,106	96,674	0	0	40,663	41,954	81,769	138,628
17 2010/2012 1109 Procurement, Marine Corps	-69	-77	-337	-379	0	0	0	0	0	0	-406	-456
17 2011/2013 1109 Procurement, Marine Corps	-14	-15	-1,384	-1,469	0	0	0	0	0	0	-1,398	-1,484
17 2012/2014 1109 Procurement, Marine Corps	0	0	0	-1,461	0	0	0	0	0	0	0	-1,461
17 2013/2015 1109 Procurement, Marine Corps	0	0	-27	-173	0	0	0	0	0	0	-27	-173
17 2014/2016 1109 Procurement, Marine Corps	0	0	-5	-5	0	0	0	0	0	0	-5	-5
17 2015/2017 1109 Procurement, Marine Corps	0	0	0	0	0	304	0	0	0	0	0	304
17 2016/2018 1109 Procurement, Marine Corps	0	0	0	0	40	1,314	0	0	0	0	40	1,314
<b>Marine Corps Reserve</b>	<b>0</b>	<b>0</b>	<b>2,130</b>	<b>-7</b>	<b>6,226</b>	<b>4,331</b>	<b>0</b>	<b>0</b>	<b>0</b>	<b>0</b>	<b>8,356</b>	<b>4,324</b>
17 2016/2016 1108 Reserve Personnel, Marine Corps	0	0	0	0	0	264	0	0	0	0	0	264
17 2017/2017 1108 Reserve Personnel, Marine Corps	0	0	0	0	1,542	2,395	0	0	0	0	1,542	2,395
17 2013/2013 1107 Operation and Maintenance, USMC Reserve	0	0	-1	-1	0	0	0	0	0	0	-1	-1
17 2014/2014 1107 Operation and Maintenance, USMC Reserve	0	0	0	-10	0	0	0	0	0	0	0	-10
17 2015/2015 1107 Operation and Maintenance, USMC Reserve	0	0	2,131	4	-265	-32	0	0	0	0	1,866	-28
17 2016/2016 1107 Operation and Maintenance, USMC Reserve	0	0	0	0	3,241	-4	0	0	0	0	3,241	-4
17 2017/2017 1107 Operation and Maintenance, USMC Reserve	0	0	0	0	1,708	1,708	0	0	0	0	1,708	1,708
<b>Air Force Total</b>	<b>-7</b>	<b>-4,266</b>	<b>-4,431</b>	<b>-1,541</b>	<b>696,577</b>	<b>2,297,750</b>	<b>462</b>	<b>5,157</b>	<b>84,712</b>	<b>577,113</b>	<b>777,313</b>	<b>2,874,213</b>
<b>Air Force Active</b>	<b>-7</b>	<b>-4,266</b>	<b>-4,431</b>	<b>-1,541</b>	<b>669,164</b>	<b>2,250,587</b>	<b>462</b>	<b>5,157</b>	<b>84,712</b>	<b>577,113</b>	<b>749,900</b>	<b>2,827,050</b>
57 2017/2017 3500 Military Personnel, Air Force	0	0	0	0	62,616	261,323	348	2,673	10,219	36,871	73,183	300,867
57 2012/2012 3400 Operation and Maintenance, Air Force	0	5,721	-3,640	-4,993	0	0	0	0	0	0	-3,640	728
57 2013/2013 3400 Operation and Maintenance, Air Force	3	-339	-328	-3,663	0	0	-9	-4	0	0	-334	-4,006
57 2014/2014 3400 Operation and Maintenance, Air Force	2	5	-227	-12,674	0	0	-60	-61	0	0	-285	-12,730
57 2015/2015 3400 Operation and Maintenance, Air Force	-16	-30	-813	-475	-2,426	-1,399	0	-13	-116	-5,237	-3,371	-7,154
57 2016/2016 3400 Operation and Maintenance, Air Force	4	20	0	0	-11,913	-26,699	0	28	-62	7,597	-11,971	-19,054
57 2017/2017 3400 Operation and Maintenance, Air Force	0	0	0	0	620,839	1,976,840	183	2,534	74,593	508,521	695,615	2,487,895
57 2010/2012 3010 Aircraft Procurement, Air Force	0	-9,643	0	0	0	0	0	0	0	0	0	-9,643
57 2011/2013 3010 Aircraft Procurement, Air Force	0	0	-1,153	-1,505	0	0	0	0	0	0	-1,153	-1,505

**COST OF WAR**  
**Obligations by Component, Appropriation and Operation**  
**Fiscal Year 2007 - 2017**  
**(Amounts in Thousands)**  
**As of January 31, 2017**

Appropriation	Operation New Dawn (OND) / Post-OND Iraq Activities		Operation Enduring Freedom		Operation Freedom's Sentinel		Operation Noble Eagle		Operation Inherent Resolve		Summary	
	Obligations January 2017	Obligations Year to Date	Obligations January 2017	Obligations Year to Date	Obligations January 2017	Obligations Year to Date	Obligations January 2017	Obligations Year to Date	Obligations January 2017	Obligations Year to Date	Obligations January 2017	Obligations Year to Date
57 2012/2014 3010 Aircraft Procurement, Air Force	0	0	0	-4	0	0	0	0	0	0	0	-4
57 2013/2015 3010 Aircraft Procurement, Air Force	0	0	-315	-330	0	0	0	0	0	0	-315	-330
57 2014/2016 3010 Aircraft Procurement, Air Force	0	0	0	-86	0	0	0	0	0	0	0	-86
57 2015/2017 3010 Aircraft Procurement, Air Force	0	0	4,111	24,343	0	0	0	0	0	0	4,111	24,343
57 2016/2018 3010 Aircraft Procurement, Air Force	0	0	0	0	0	5,917	0	0	0	0	0	5,917
57 2017/2019 3010 Aircraft Procurement, Air Force	0	0	0	0	48	54	0	0	0	0	48	54
57 2012/2014 3020 Missile Procurement, Air Force	0	0	0	-52	0	0	0	0	0	0	0	-52
57 2015/2017 3020 Missile Procurement, Air Force	0	0	0	-1,633	0	0	0	0	0	-2,903	0	-4,536
57 2016/2018 3020 Missile Procurement, Air Force	0	0	0	0	0	0	0	0	0	-2	0	-2
57 2017/2019 3020 Missile Procurement, Air Force	0	0	0	0	0	0	0	0	26	36	26	36
57 2010/2012 3011 Procurement of Ammunition, Air Force	0	0	-2,706	-2,706	0	0	0	0	0	0	-2,706	-2,706
57 2013/2015 3011 Procurement of Ammunition, Air Force	0	0	0	-4	0	0	0	0	0	0	0	-4
57 2014/2016 3011 Procurement of Ammunition, Air Force	0	0	0	-4	0	-20	0	0	0	0	0	-24
57 2015/2017 3011 Procurement of Ammunition, Air Force	0	0	0	-490	0	0	0	0	0	32,496	0	32,006
57 2016/2018 3011 Procurement of Ammunition, Air Force	0	0	0	0	0	8,294	0	0	20	20	20	8,314
57 2017/2019 3011 Procurement of Ammunition, Air Force	0	0	0	0	0	0	0	0	32	37	32	37
57 2010/2012 3080 Other Procurement, Air Force	0	0	-17,457	-17,456	0	0	0	0	0	0	-17,457	-17,456
57 2011/2013 3080 Other Procurement, Air Force	0	0	-1,278	-1,278	0	0	0	0	0	0	-1,278	-1,278
57 2012/2014 3080 Other Procurement, Air Force	0	0	0	-441	0	0	0	0	0	0	0	-441
57 2014/2016 3080 Other Procurement, Air Force	0	0	0	-2	0	0	0	0	0	0	0	-2
57 2015/2017 3080 Other Procurement, Air Force	0	0	19,456	21,993	0	1,060	0	0	0	-323	19,456	22,730
57 2016/2018 3080 Other Procurement, Air Force	0	0	0	0	0	25,217	0	0	0	0	0	25,217
57 2011/2012 3600 Research, Development, Test, and Evaluation, Air Force	0	0	-68	-68	0	0	0	0	0	0	-68	-68
57 2012/2013 3600 Research, Development, Test, and Evaluation, Air Force	0	0	-13	-13	0	0	0	0	0	0	-13	-13
<b>Air Force Reserve</b>	<b>0</b>	<b>0</b>	<b>0</b>	<b>0</b>	<b>26,233</b>	<b>44,079</b>	<b>0</b>	<b>0</b>	<b>0</b>	<b>0</b>	<b>26,233</b>	<b>44,079</b>
57 2016/2016 3700 Reserve Personnel, Air Force	0	0	0	0	0	2,350	0	0	0	0	0	2,350
57 2017/2017 3700 Reserve Personnel, Air Force	0	0	0	0	765	8,314	0	0	0	0	765	8,314
57 2015/2015 3740 Operation and Maintenance, Air Force Reserve	0	0	0	0	1	5	0	0	0	0	1	5
57 2016/2016 3740 Operation and Maintenance, Air Force Reserve	0	0	0	0	10	8	0	0	0	0	10	8
57 2017/2017 3740 Operation and Maintenance, Air Force Reserve	0	0	0	0	25,457	33,402	0	0	0	0	25,457	33,402
<b>Air Force National Guard</b>	<b>0</b>	<b>0</b>	<b>0</b>	<b>0</b>	<b>1,180</b>	<b>3,084</b>	<b>0</b>	<b>0</b>	<b>0</b>	<b>0</b>	<b>1,180</b>	<b>3,084</b>
57 2017/2017 3850 National Guard Personnel, Air Force	0	0	0	0	1	578	0	0	0	0	1	578
57 2016/2016 3840 Operation and Maintenance, Air Natl Guard	0	0	0	0	0	1,212	0	0	0	0	0	1,212

**COST OF WAR**  
**Obligations by Component, Appropriation and Operation**  
**Fiscal Year 2007 - 2017**  
**(Amounts in Thousands)**  
**As of January 31, 2017**

Appropriation	Operation New Dawn (OND) / Post-OND Iraq Activities		Operation Enduring Freedom		Operation Freedom's Sentinel		Operation Noble Eagle		Operation Inherent Resolve		Summary	
	Obligations January 2017	Obligations Year to Date	Obligations January 2017	Obligations Year to Date	Obligations January 2017	Obligations Year to Date	Obligations January 2017	Obligations Year to Date	Obligations January 2017	Obligations Year to Date	Obligations January 2017	Obligations Year to Date
57 2017/2017 3840 Operation and Maintenance, Air Natl Guard	0	0	0	0	1,179	1,294	0	0	0	0	1,179	1,294
<b>Defense Agencies Total</b>	<b>-4</b>	<b>-665</b>	<b>19,373</b>	<b>-102,788</b>	<b>550,186</b>	<b>1,081,669</b>	<b>0</b>	<b>0</b>	<b>100,808</b>	<b>176,104</b>	<b>670,363</b>	<b>1,154,320</b>
<b>DCAA Total</b>	<b>0</b>	<b>0</b>	<b>0</b>	<b>0</b>	<b>-64</b>	<b>1,499</b>	<b>0</b>	<b>0</b>	<b>-444</b>	<b>42</b>	<b>-508</b>	<b>1,541</b>
97 2012/2012 0100 Operation and Maintenance, Defense-Wide	0	0	0	0	-510	-510	0	0	-606	-606	-1,116	-1,116
97 2017/2017 0100 Operation and Maintenance, Defense-Wide	0	0	0	0	446	2,009	0	0	162	648	608	2,657
<b>DCMA Total</b>	<b>0</b>	<b>0</b>	<b>0</b>	<b>0</b>	<b>1,235</b>	<b>4,939</b>	<b>0</b>	<b>0</b>	<b>0</b>	<b>0</b>	<b>1,235</b>	<b>4,939</b>
97 2017/2017 0100 Operation and Maintenance, Defense-Wide	0	0	0	0	1,235	4,939	0	0	0	0	1,235	4,939
<b>DHP Total</b>	<b>0</b>	<b>-661</b>	<b>-750</b>	<b>-197,621</b>	<b>35,642</b>	<b>67,289</b>	<b>0</b>	<b>0</b>	<b>0</b>	<b>0</b>	<b>34,892</b>	<b>-130,993</b>
97 2011/2011 0130 Defense Health Program, O&M	0	-661	0	-1,150	0	0	0	0	0	0	0	-1,811
97 2012/2012 0130 Defense Health Program, O&M	0	0	-164	-190,352	0	0	0	0	0	0	-164	-190,352
97 2013/2013 0130 Defense Health Program, O&M	0	0	-506	-4,129	0	0	0	0	0	0	-506	-4,129
97 2014/2014 0130 Defense Health Program, O&M	0	0	-80	-1,990	0	0	0	0	0	0	-80	-1,990
97 2015/2015 0130 Defense Health Program, O&M	0	0	0	0	-238	-607	0	0	0	0	-238	-607
97 2016/2016 0130 Defense Health Program, O&M	0	0	0	0	-354	-48,013	0	0	0	0	-354	-48,013
97 2017/2017 0130 Defense Health Program, O&M	0	0	0	0	36,234	115,909	0	0	0	0	36,234	115,909
<b>DHRA Total</b>	<b>0</b>	<b>0</b>	<b>-1,727</b>	<b>-1,727</b>	<b>0</b>	<b>0</b>	<b>0</b>	<b>0</b>	<b>0</b>	<b>0</b>	<b>-1,727</b>	<b>-1,727</b>
97 2013/2013 0100 Operation and Maintenance, Defense-Wide	0	0	-1,727	-1,727	0	0	0	0	0	0	-1,727	-1,727
<b>DISA Total</b>	<b>0</b>	<b>0</b>	<b>0</b>	<b>-72</b>	<b>4,715</b>	<b>9,137</b>	<b>0</b>	<b>0</b>	<b>0</b>	<b>0</b>	<b>4,715</b>	<b>9,065</b>
97 2015/2015 0100 Operation and Maintenance, Defense-Wide	0	0	0	-72	0	0	0	0	0	0	0	-72
97 2016/2016 0100 Operation and Maintenance, Defense-Wide	0	0	0	0	2	5	0	0	0	0	2	5
97 2017/2017 0100 Operation and Maintenance, Defense-Wide	0	0	0	0	4,713	9,132	0	0	0	0	4,713	9,132
<b>DLA Total</b>	<b>0</b>	<b>0</b>	<b>27,389</b>	<b>31,049</b>	<b>0</b>	<b>0</b>	<b>0</b>	<b>0</b>	<b>0</b>	<b>0</b>	<b>27,389</b>	<b>31,049</b>
97 2013/XXXX 4930 Defense Working Capital Funds, Defense (Army)	0	0	0	213	0	0	0	0	0	0	0	213
97 2013/XXXX 4930 Defense Working Capital Funds, Defense	0	0	-2,543	784	0	0	0	0	0	0	-2,543	784
97 2014/XXXX 4930 Defense Working Capital Funds, Defense (Army)	0	0	0	-615	0	0	0	0	0	0	0	-615
97 2014/XXXX 4930 Defense Working Capital Funds, Defense	0	0	29,932	30,667	0	0	0	0	0	0	29,932	30,667
<b>DLSA Total</b>	<b>0</b>	<b>0</b>	<b>0</b>	<b>0</b>	<b>13,827</b>	<b>24,534</b>	<b>0</b>	<b>0</b>	<b>0</b>	<b>0</b>	<b>13,827</b>	<b>24,534</b>
97 2017/2017 0100 Operation and Maintenance, Defense-Wide	0	0	0	0	13,827	24,534	0	0	0	0	13,827	24,534
<b>DMA Total</b>	<b>0</b>	<b>0</b>	<b>-402</b>	<b>-402</b>	<b>3,250</b>	<b>3,250</b>	<b>0</b>	<b>0</b>	<b>0</b>	<b>0</b>	<b>2,848</b>	<b>2,848</b>
97 2012/2012 0100 Operation and Maintenance, Defense-Wide	0	0	-402	-402	0	0	0	0	0	0	-402	-402
97 2017/2017 0100 Operation and Maintenance, Defense-Wide	0	0	0	0	3,250	3,250	0	0	0	0	3,250	3,250
<b>DODEA Total</b>	<b>0</b>	<b>0</b>	<b>0</b>	<b>-1</b>	<b>12,156</b>	<b>25,315</b>	<b>0</b>	<b>0</b>	<b>0</b>	<b>0</b>	<b>12,156</b>	<b>25,314</b>
97 2013/2013 0100 Operation and Maintenance, Defense-Wide	0	0	0	-1	0	0	0	0	0	0	0	-1



**COST OF WAR**  
**Obligations by Component, Appropriation and Operation**  
**Fiscal Year 2007 - 2017**  
**(Amounts in Thousands)**  
**As of January 31, 2017**

Appropriation	Operation New Dawn (OND) / Post-OND Iraq Activities		Operation Enduring Freedom		Operation Freedom's Sentinel		Operation Noble Eagle		Operation Inherent Resolve		Summary	
	Obligations January 2017	Obligations Year to Date	Obligations January 2017	Obligations Year to Date	Obligations January 2017	Obligations Year to Date	Obligations January 2017	Obligations Year to Date	Obligations January 2017	Obligations Year to Date	Obligations January 2017	Obligations Year to Date
97 2016/2016 0100 Operation and Maintenance, Defense-Wide	0	0	0	0	0	-2	0	0	0	0	0	-2
97 2017/2017 0100 Operation and Maintenance, Defense-Wide	0	0	0	0	12,156	25,317	0	0	0	0	12,156	25,317
<b>DSCA Total</b>	<b>0</b>	<b>0</b>	<b>0</b>	<b>0</b>	<b>48,200</b>	<b>101,908</b>	<b>0</b>	<b>0</b>	<b>0</b>	<b>0</b>	<b>48,200</b>	<b>101,908</b>
97 2016/2017 0100 Operation and Maintenance, Defense-Wide	0	0	0	0	0	49,708	0	0	0	0	0	49,708
97 2017/2017 0100 Operation and Maintenance, Defense-Wide	0	0	0	0	48,200	52,200	0	0	0	0	48,200	52,200
<b>DTRA Total</b>	<b>0</b>	<b>0</b>	<b>0</b>	<b>0</b>	<b>3,410</b>	<b>14,115</b>	<b>0</b>	<b>0</b>	<b>0</b>	<b>0</b>	<b>3,410</b>	<b>14,115</b>
97 2016/2016 0100 Operation and Maintenance, Defense-Wide	0	0	0	0	-83	-76	0	0	0	0	-83	-76
97 2017/2017 0100 Operation and Maintenance, Defense-Wide	0	0	0	0	3,493	14,191	0	0	0	0	3,493	14,191
<b>OSD Total</b>	<b>0</b>	<b>0</b>	<b>0</b>	<b>0</b>	<b>1,526</b>	<b>1,892</b>	<b>0</b>	<b>0</b>	<b>0</b>	<b>0</b>	<b>1,526</b>	<b>1,892</b>
97 2017/2017 0100 Operation and Maintenance, Defense-Wide	0	0	0	0	1,526	1,892	0	0	0	0	1,526	1,892
<b>Other Total</b>	<b>0</b>	<b>0</b>	<b>-2</b>	<b>-746</b>	<b>32,066</b>	<b>69,535</b>	<b>0</b>	<b>0</b>	<b>1,413</b>	<b>12,803</b>	<b>33,477</b>	<b>81,592</b>
97 2012/2012 0100 Operation and Maintenance, Defense-Wide	0	0	0	-112	0	0	0	0	0	0	0	-112
97 2013/2013 0100 Operation and Maintenance, Defense-Wide	0	0	-1	-169	0	0	0	0	0	0	-1	-169
97 2014/2014 0100 Operation and Maintenance, Defense-Wide	0	0	-1	-461	0	0	0	0	0	0	-1	-461
97 2015/2015 0100 Operation and Maintenance, Defense-Wide	0	0	0	0	-34	-537	0	0	0	0	-34	-537
97 2016/2016 0100 Operation and Maintenance, Defense-Wide	0	0	0	0	-74	-130	0	0	0	0	-74	-130
97 2017/2017 0100 Operation and Maintenance, Defense-Wide	0	0	0	0	31,981	68,332	0	0	1,413	12,803	33,394	81,135
97 2012/2014 0300 Procurement, Defense-Wide	0	0	0	-3	0	0	0	0	0	0	0	-3
97 2013/2015 0300 Procurement, Defense-Wide	0	0	0	-3	0	0	0	0	0	0	0	-3
97 2015/2017 0300 Procurement, Defense-Wide	0	0	0	0	333	1,652	0	0	0	0	333	1,652
97 2016/2018 0300 Procurement, Defense-Wide	0	0	0	0	-140	-140	0	0	0	0	-140	-140
97 2012/2013 0400 Research, Development, Test, and Evaluation, Defense-Wide	0	0	0	2	0	0	0	0	0	0	0	2
97 2017/2018 0400 Research, Development, Test, and Evaluation, Defense-Wide	0	0	0	0	0	358	0	0	0	0	0	358
<b>SOCOM Total</b>	<b>-4</b>	<b>-4</b>	<b>-5,135</b>	<b>66,732</b>	<b>394,028</b>	<b>757,789</b>	<b>0</b>	<b>0</b>	<b>99,839</b>	<b>163,259</b>	<b>488,728</b>	<b>987,776</b>
97 2011/2011 0100 Operation and Maintenance, Defense-Wide	0	0	0	-412	0	0	0	0	0	0	0	-412
97 2012/2012 0100 Operation and Maintenance, Defense-Wide	-1	-1	-4,580	-5,022	0	0	0	0	0	0	-4,581	-5,023
97 2013/2013 0100 Operation and Maintenance, Defense-Wide	0	0	-426	-655	0	0	0	0	0	0	-426	-655
97 2014/2014 0100 Operation and Maintenance, Defense-Wide	0	0	-1,001	-1,235	0	0	0	0	0	0	-1,001	-1,235
97 2015/2015 0100 Operation and Maintenance, Defense-Wide	0	0	-2	237	-12	-17	0	0	0	0	-14	220
97 2016/2016 0100 Operation and Maintenance, Defense-Wide	-3	-3	0	0	-3	8,448	0	0	0	0	-6	8,445
97 2017/2017 0100 Operation and Maintenance, Defense-Wide	0	0	0	0	375,687	721,477	0	0	99,839	163,259	475,526	884,736
97 2015/2017 0300 Procurement, Defense-Wide	0	0	874	73,819	0	0	0	0	0	0	874	73,819
97 2016/2018 0300 Procurement, Defense-Wide	0	0	0	0	41	3,462	0	0	0	0	41	3,462

**COST OF WAR**  
**Obligations by Component, Appropriation and Operation**  
**Fiscal Year 2007 - 2017**  
**(Amounts in Thousands)**  
**As of January 31, 2017**

Appropriation	Operation New Dawn (OND) / Post-OND Iraq Activities		Operation Enduring Freedom		Operation Freedom's Sentinel		Operation Noble Eagle		Operation Inherent Resolve		Summary	
	Obligations January 2017	Obligations Year to Date	Obligations January 2017	Obligations Year to Date	Obligations January 2017	Obligations Year to Date	Obligations January 2017	Obligations Year to Date	Obligations January 2017	Obligations Year to Date	Obligations January 2017	Obligations Year to Date
97 2017/2019 0300 Procurement, Defense-Wide	0	0	0	0	18,315	24,419	0	0	0	0	18,315	24,419
<b>WHS Total</b>	<b>0</b>	<b>0</b>	<b>0</b>	<b>0</b>	<b>195</b>	<b>467</b>	<b>0</b>	<b>0</b>	<b>0</b>	<b>0</b>	<b>195</b>	<b>467</b>
97 2017/2017 0100 Operation and Maintenance, Defense-Wide	0	0	0	0	195	467	0	0	0	0	195	467

**COST OF WAR**  
**Military Personnel (MILPERS) Summary Execution by Operation and Cost Breakdown Structure (CBS)**  
**Fiscal Year 2007 - 2017**  
**(Amounts in Thousands)**  
**As of January 31, 2017**

	Operation New Dawn (OND) / Post-OND Iraq Activities		Operation Enduring Freedom		Operation Freedom's Sentinel		Operation Noble Eagle		Operation Inherent Resolve		Summary	
	Obligations Year to Date	Disbursements Year to Date	Obligations Year to Date	Disbursements Year to Date	Obligations Year to Date	Disbursements Year to Date	Obligations Year to Date	Disbursements Year to Date	Obligations Year to Date	Disbursements Year to Date	Obligations Year to Date	Disbursements Year to Date
<b>CBS Summary</b>												
<b>MILPERS CBS Summary Total</b>	<b>2</b>	<b>3</b>	<b>-1,360,442</b>	<b>-1,372,026</b>	<b>2,458,586</b>	<b>2,431,568</b>	<b>10,432</b>	<b>10,432</b>	<b>88,901</b>	<b>87,430</b>	<b>1,197,479</b>	<b>1,157,407</b>
1.0 Personnel Costs	2	3	-1,360,442	-1,372,026	2,458,586	2,431,568	10,432	10,432	88,901	87,430	1,197,479	1,157,407
1.1.1 Reserve Components Called To Active Duty	0	0	-609,553	-609,553	1,443,273	1,428,157	10,081	10,081	68,043	66,710	911,844	895,395
1.1.2 Imminent Danger or Hostile Fire Pay	0	0	-28,109	-28,109	55,899	53,158	0	0	2,519	2,519	30,309	27,568
1.1.3 Family Separation Allowance	0	0	-15,074	-15,074	50,037	45,206	-26	-26	3,056	3,056	37,993	33,162
1.1.4 Hardship Duty Pay	0	0	-17,534	-17,534	38,113	36,301	341	341	1,916	1,916	22,836	21,024
1.1.5 Subsistence	0	0	-98,896	-98,896	185,685	184,361	36	36	8,718	8,718	95,543	94,219
1.1.6 Reserve Components Predeployment Training	2	3	-144	-11,723	48,877	48,919	0	0	0	0	48,735	37,199
1.1.7 Other Military Personnel (Special Pay)	0	0	-91,086	-91,091	137,200	135,422	0	0	4,649	4,511	50,763	48,842
1.1.8 Active Component Overstrength	0	0	-500,046	-500,046	499,502	500,044	0	0	0	0	-544	-2
<b>1.0 Personnel Sub-Total</b>	<b>2</b>	<b>3</b>	<b>-1,360,442</b>	<b>-1,372,026</b>	<b>2,458,586</b>	<b>2,431,568</b>	<b>10,432</b>	<b>10,432</b>	<b>88,901</b>	<b>87,430</b>	<b>1,197,479</b>	<b>1,157,407</b>

**COST OF WAR**  
**Military Personnel (MILPERS) Summary Execution by Operation, Component, and Cost Breakdown Structure (CBS)**  
**Fiscal Year 2007 - 2017**  
**(Amounts in Thousands)**  
**As of January 31, 2017**

Component	Operation New Dawn (OND) / Post-OND Iraq Activities		Operation Enduring Freedom		Operation Freedom's Sentinel		Operation Noble Eagle		Operation Inherent Resolve		Summary	
	Obligations Year To Date	Disbursements Year To Date	Obligations Year To Date	Disbursements Year To Date	Obligations Year To Date	Disbursements Year To Date	Obligations Year To Date	Disbursements Year To Date	Obligations Year To Date	Disbursements Year To Date	Obligations Year To Date	Disbursements Year To Date
<b>Grand Total</b>	<b>2</b>	<b>3</b>	<b>-1,360,442</b>	<b>-1,372,026</b>	<b>2,458,586</b>	<b>2,431,568</b>	<b>10,432</b>	<b>10,432</b>	<b>88,901</b>	<b>87,430</b>	<b>1,197,479</b>	<b>1,157,407</b>
<b>Army Total</b>	<b>2</b>	<b>3</b>	<b>-1,360,442</b>	<b>-1,372,026</b>	<b>2,049,074</b>	<b>2,058,042</b>	<b>7,759</b>	<b>7,759</b>	<b>41,958</b>	<b>41,958</b>	<b>738,351</b>	<b>735,736</b>
1.1.1 Reserve Components Called To Active Duty	0	0	-609,553	-609,553	1,147,432	1,147,432	7,485	7,485	34,332	34,332	579,696	579,696
1.1.2 Imminent Danger or Hostile Fire Pay	0	0	-28,109	-28,109	43,963	43,963	0	0	1,012	1,012	16,866	16,866
1.1.3 Family Separation Allowance	0	0	-15,074	-15,074	31,970	31,970	-67	-67	1,078	1,078	17,907	17,907
1.1.4 Hardship Duty Pay	0	0	-17,534	-17,534	29,835	29,835	341	341	785	785	13,427	13,427
1.1.5 Subsistence	0	0	-98,896	-98,896	146,221	146,221	0	0	3,021	3,021	50,346	50,346
1.1.6 Reserve Components Predeployment Training	2	3	-144	-11,723	31,400	40,361	0	0	0	0	31,258	28,641
1.1.7 Other Military Personnel (Special Pay)	0	0	-91,086	-91,091	118,209	118,216	0	0	1,730	1,730	28,853	28,855
1.1.8 Active Component Overstrength	0	0	-500,046	-500,046	500,044	500,044	0	0	0	0	-2	-2
<b>1.0 Personnel Sub-Total</b>	<b>2</b>	<b>3</b>	<b>-1,360,442</b>	<b>-1,372,026</b>	<b>2,049,074</b>	<b>2,058,042</b>	<b>7,759</b>	<b>7,759</b>	<b>41,958</b>	<b>41,958</b>	<b>738,351</b>	<b>735,736</b>
<b>Navy/Marine Corps Total</b>	<b>0</b>	<b>0</b>	<b>0</b>	<b>0</b>	<b>136,947</b>	<b>106,197</b>	<b>0</b>	<b>0</b>	<b>10,072</b>	<b>8,601</b>	<b>147,019</b>	<b>114,798</b>
<b>Navy Total</b>	<b>0</b>	<b>0</b>	<b>0</b>	<b>0</b>	<b>108,947</b>	<b>106,197</b>	<b>0</b>	<b>0</b>	<b>8,739</b>	<b>8,601</b>	<b>117,686</b>	<b>114,798</b>
1.1.1 Reserve Components Called To Active Duty	0	0	0	0	82,115	82,115	0	0	7,387	7,387	89,502	89,502
1.1.2 Imminent Danger or Hostile Fire Pay	0	0	0	0	2,383	2,383	0	0	214	214	2,597	2,597
1.1.3 Family Separation Allowance	0	0	0	0	5,613	5,613	0	0	507	507	6,120	6,120
1.1.4 Hardship Duty Pay	0	0	0	0	1,160	1,160	0	0	105	105	1,265	1,265
1.1.5 Subsistence	0	0	0	0	8,041	8,041	0	0	0	0	8,041	8,041
1.1.6 Reserve Components Predeployment Training	0	0	0	0	3,617	2,552	0	0	0	0	3,617	2,552
1.1.7 Other Military Personnel (Special Pay)	0	0	0	0	6,018	4,333	0	0	526	388	6,544	4,721
<b>1.0 Personnel Sub-Total</b>	<b>0</b>	<b>0</b>	<b>0</b>	<b>0</b>	<b>108,947</b>	<b>106,197</b>	<b>0</b>	<b>0</b>	<b>8,739</b>	<b>8,601</b>	<b>117,686</b>	<b>114,798</b>
<b>Marine Corps Total</b>	<b>0</b>	<b>0</b>	<b>0</b>	<b>0</b>	<b>28,000</b>	<b>0</b>	<b>0</b>	<b>0</b>	<b>1,333</b>	<b>0</b>	<b>29,333</b>	<b>0</b>
1.1.1 Reserve Components Called To Active Duty	0	0	0	0	15,116	0	0	0	1,333	0	16,449	0
1.1.2 Imminent Danger or Hostile Fire Pay	0	0	0	0	2,741	0	0	0	0	0	2,741	0
1.1.3 Family Separation Allowance	0	0	0	0	4,831	0	0	0	0	0	4,831	0
1.1.4 Hardship Duty Pay	0	0	0	0	1,812	0	0	0	0	0	1,812	0
1.1.5 Subsistence	0	0	0	0	1,324	0	0	0	0	0	1,324	0
1.1.6 Reserve Components Predeployment Training	0	0	0	0	2,618	0	0	0	0	0	2,618	0
1.1.7 Other Military Personnel (Special Pay)	0	0	0	0	100	0	0	0	0	0	100	0
1.1.8 Active Component Overstrength	0	0	0	0	-542	0	0	0	0	0	-542	0
<b>1.0 Personnel Sub-Total</b>	<b>0</b>	<b>0</b>	<b>0</b>	<b>0</b>	<b>28,000</b>	<b>0</b>	<b>0</b>	<b>0</b>	<b>1,333</b>	<b>0</b>	<b>29,333</b>	<b>0</b>
<b>Air Force Total</b>	<b>0</b>	<b>0</b>	<b>0</b>	<b>0</b>	<b>272,565</b>	<b>267,329</b>	<b>2,673</b>	<b>2,673</b>	<b>36,871</b>	<b>36,871</b>	<b>312,109</b>	<b>306,873</b>
1.1.1 Reserve Components Called To Active Duty	0	0	0	0	198,610	198,610	2,596	2,596	24,991	24,991	226,197	226,197

**COST OF WAR**  
**Military Personnel (MILPERS) Summary Execution by Operation, Component, and Cost Breakdown Structure (CBS)**  
**Fiscal Year 2007 - 2017**  
**(Amounts in Thousands)**  
**As of January 31, 2017**

Component	Operation New Dawn (OND) / Post-OND Iraq Activities		Operation Enduring Freedom		Operation Freedom's Sentinel		Operation Noble Eagle		Operation Inherent Resolve		Summary	
	Obligations Year To Date	Disbursements Year To Date	Obligations Year To Date	Disbursements Year To Date	Obligations Year To Date	Disbursements Year To Date	Obligations Year To Date	Disbursements Year To Date	Obligations Year To Date	Disbursements Year To Date	Obligations Year To Date	Disbursements Year To Date
1.1.2 Imminent Danger or Hostile Fire Pay	0	0	0	0	6,812	6,812	0	0	1,293	1,293	8,105	8,105
1.1.3 Family Separation Allowance	0	0	0	0	7,623	7,623	41	41	1,471	1,471	9,135	9,135
1.1.4 Hardship Duty Pay	0	0	0	0	5,306	5,306	0	0	1,026	1,026	6,332	6,332
1.1.5 Subsistence	0	0	0	0	30,099	30,099	36	36	5,697	5,697	35,832	35,832
1.1.6 Reserve Components Predeployment Training	0	0	0	0	11,242	6,006	0	0	0	0	11,242	6,006
1.1.7 Other Military Personnel (Special Pay)	0	0	0	0	12,873	12,873	0	0	2,393	2,393	15,266	15,266
<b>1.0 Personnel Sub-Total</b>	<b>0</b>	<b>0</b>	<b>0</b>	<b>0</b>	<b>272,565</b>	<b>267,329</b>	<b>2,673</b>	<b>2,673</b>	<b>36,871</b>	<b>36,871</b>	<b>312,109</b>	<b>306,873</b>

**COST OF WAR**  
**Military Personnel (MILPERS) Summary Execution by Operation, Component, Appropriation and Cost Breakdown Structure (CBS)**  
**Fiscal Year 2007 - 2017**  
**(Amounts in Thousands)**  
**As of January 31, 2017**

Component and Appropriation	Operation New Dawn (OND) / Post-OND Iraq Activities		Operation Enduring Freedom		Operation Freedom's Sentinel		Operation Noble Eagle		Operation Inherent Resolve		Summary	
	Obligations Year to Date	Disbursements Year to Date	Obligations Year to Date	Disbursements Year to Date	Obligations Year to Date	Disbursements Year to Date	Obligations Year to Date	Disbursements Year to Date	Obligations Year to Date	Disbursements Year to Date	Obligations Year to Date	Disbursements Year to Date
<b>Grand Total</b>	<b>2</b>	<b>3</b>	<b>-1,360,442</b>	<b>-1,372,026</b>	<b>2,458,586</b>	<b>2,431,568</b>	<b>10,432</b>	<b>10,432</b>	<b>88,901</b>	<b>87,430</b>	<b>1,197,479</b>	<b>1,157,407</b>
<b>Army Total</b>	<b>2</b>	<b>3</b>	<b>-1,360,442</b>	<b>-1,372,026</b>	<b>2,049,074</b>	<b>2,058,042</b>	<b>7,759</b>	<b>7,759</b>	<b>41,958</b>	<b>41,958</b>	<b>738,351</b>	<b>735,736</b>
<b>Army Active Total</b>	<b>0</b>	<b>0</b>	<b>-1,360,276</b>	<b>-1,360,276</b>	<b>2,017,641</b>	<b>2,017,641</b>	<b>7,759</b>	<b>7,759</b>	<b>41,958</b>	<b>41,958</b>	<b>707,082</b>	<b>707,082</b>
Military Personnel, Army												
1.1.1 Reserve Components Called To Active Duty	0	0	-609,553	-609,553	1,147,432	1,147,432	7,485	7,485	34,332	34,332	579,696	579,696
1.1.2 Imminent Danger or Hostile Fire Pay	0	0	-28,109	-28,109	43,963	43,963	0	0	1,012	1,012	16,866	16,866
1.1.3 Family Separation Allowance	0	0	-15,074	-15,074	31,970	31,970	-67	-67	1,078	1,078	17,907	17,907
1.1.4 Hardship Duty Pay	0	0	-17,534	-17,534	29,835	29,835	341	341	785	785	13,427	13,427
1.1.5 Subsistence	0	0	-98,896	-98,896	146,221	146,221	0	0	3,021	3,021	50,346	50,346
1.1.7 Other Military Personnel (Special Pay)	0	0	-91,064	-91,064	118,176	118,176	0	0	1,730	1,730	28,842	28,842
1.1.8 Active Component Overstrength	0	0	-500,046	-500,046	500,044	500,044	0	0	0	0	-2	-2
<b>1.0 Personnel Sub-Total</b>	<b>0</b>	<b>0</b>	<b>-1,360,276</b>	<b>-1,360,276</b>	<b>2,017,641</b>	<b>2,017,641</b>	<b>7,759</b>	<b>7,759</b>	<b>41,958</b>	<b>41,958</b>	<b>707,082</b>	<b>707,082</b>
<b>Army Reserve Total</b>	<b>0</b>	<b>0</b>	<b>445</b>	<b>-1,126</b>	<b>4,016</b>	<b>4,114</b>	<b>0</b>	<b>0</b>	<b>0</b>	<b>0</b>	<b>4,461</b>	<b>2,988</b>
Reserve Personnel, Army												
1.1.6 Reserve Components Predeployment Training	0	0	445	-1,126	4,016	4,114	0	0	0	0	4,461	2,988
<b>1.0 Personnel Sub-Total</b>	<b>0</b>	<b>0</b>	<b>445</b>	<b>-1,126</b>	<b>4,016</b>	<b>4,114</b>	<b>0</b>	<b>0</b>	<b>0</b>	<b>0</b>	<b>4,461</b>	<b>2,988</b>
<b>Army National Guard Total</b>	<b>2</b>	<b>3</b>	<b>-611</b>	<b>-10,624</b>	<b>27,417</b>	<b>36,287</b>	<b>0</b>	<b>0</b>	<b>0</b>	<b>0</b>	<b>26,808</b>	<b>25,666</b>
National Guard Personnel, Army												
1.1.6 Reserve Components Predeployment Training	2	3	-589	-10,597	27,384	36,247	0	0	0	0	26,797	25,653
1.1.7 Other Military Personnel (Special Pay)	0	0	-22	-27	33	40	0	0	0	0	11	13
<b>1.0 Personnel Sub-Total</b>	<b>2</b>	<b>3</b>	<b>-611</b>	<b>-10,624</b>	<b>27,417</b>	<b>36,287</b>	<b>0</b>	<b>0</b>	<b>0</b>	<b>0</b>	<b>26,808</b>	<b>25,666</b>
<b>Navy/Marine Corps Total</b>	<b>0</b>	<b>0</b>	<b>0</b>	<b>0</b>	<b>136,947</b>	<b>106,197</b>	<b>0</b>	<b>0</b>	<b>10,072</b>	<b>8,601</b>	<b>147,019</b>	<b>114,798</b>
<b>Navy Total</b>	<b>0</b>	<b>0</b>	<b>0</b>	<b>0</b>	<b>108,947</b>	<b>106,197</b>	<b>0</b>	<b>0</b>	<b>8,739</b>	<b>8,601</b>	<b>117,686</b>	<b>114,798</b>
<b>Navy Active Total</b>	<b>0</b>	<b>0</b>	<b>0</b>	<b>0</b>	<b>105,326</b>	<b>103,641</b>	<b>0</b>	<b>0</b>	<b>8,739</b>	<b>8,601</b>	<b>114,065</b>	<b>112,242</b>
Military Personnel, Navy												
1.1.1 Reserve Components Called To Active Duty	0	0	0	0	82,115	82,115	0	0	7,387	7,387	89,502	89,502
1.1.2 Imminent Danger or Hostile Fire Pay	0	0	0	0	2,382	2,382	0	0	214	214	2,596	2,596
1.1.3 Family Separation Allowance	0	0	0	0	5,613	5,613	0	0	507	507	6,120	6,120
1.1.4 Hardship Duty Pay	0	0	0	0	1,157	1,157	0	0	105	105	1,262	1,262
1.1.5 Subsistence	0	0	0	0	8,041	8,041	0	0	0	0	8,041	8,041
1.1.7 Other Military Personnel (Special Pay)	0	0	0	0	6,018	4,333	0	0	526	388	6,544	4,721
<b>1.0 Personnel Sub-Total</b>	<b>0</b>	<b>0</b>	<b>0</b>	<b>0</b>	<b>105,326</b>	<b>103,641</b>	<b>0</b>	<b>0</b>	<b>8,739</b>	<b>8,601</b>	<b>114,065</b>	<b>112,242</b>
<b>Navy Reserve Total</b>	<b>0</b>	<b>0</b>	<b>0</b>	<b>0</b>	<b>3,621</b>	<b>2,556</b>	<b>0</b>	<b>0</b>	<b>0</b>	<b>0</b>	<b>3,621</b>	<b>2,556</b>

**COST OF WAR**  
**Military Personnel (MILPERS) Summary Execution by Operation, Component, Appropriation and Cost Breakdown Structure (CBS)**  
**Fiscal Year 2007 - 2017**  
**(Amounts in Thousands)**  
**As of January 31, 2017**

Component and Appropriation	Operation New Dawn (OND) / Post-OND Iraq Activities		Operation Enduring Freedom		Operation Freedom's Sentinel		Operation Noble Eagle		Operation Inherent Resolve		Summary	
	Obligations Year to Date	Disbursements Year to Date	Obligations Year to Date	Disbursements Year to Date	Obligations Year to Date	Disbursements Year to Date	Obligations Year to Date	Disbursements Year to Date	Obligations Year to Date	Disbursements Year to Date	Obligations Year to Date	Disbursements Year to Date
Reserve Personnel, Navy												
1.1.2 Imminent Danger or Hostile Fire Pay	0	0	0	0	1	1	0	0	0	0	1	1
1.1.4 Hardship Duty Pay	0	0	0	0	3	3	0	0	0	0	3	3
1.1.6 Reserve Components Predeployment Training	0	0	0	0	3,617	2,552	0	0	0	0	3,617	2,552
<b>1.0 Personnel Sub-Total</b>	<b>0</b>	<b>0</b>	<b>0</b>	<b>0</b>	<b>3,621</b>	<b>2,556</b>	<b>0</b>	<b>0</b>	<b>0</b>	<b>0</b>	<b>3,621</b>	<b>2,556</b>
<b>Marine Corps Total</b>	<b>0</b>	<b>0</b>	<b>0</b>	<b>0</b>	<b>28,000</b>	<b>0</b>	<b>0</b>	<b>0</b>	<b>1,333</b>	<b>0</b>	<b>29,333</b>	<b>0</b>
<b>Marine Corps Active Total</b>	<b>0</b>	<b>0</b>	<b>0</b>	<b>0</b>	<b>25,341</b>	<b>0</b>	<b>0</b>	<b>0</b>	<b>1,333</b>	<b>0</b>	<b>26,674</b>	<b>0</b>
Military Personnel, Marine Corps												
1.1.1 Reserve Components Called To Active Duty	0	0	0	0	15,116	0	0	0	1,333	0	16,449	0
1.1.2 Imminent Danger or Hostile Fire Pay	0	0	0	0	2,740	0	0	0	0	0	2,740	0
1.1.3 Family Separation Allowance	0	0	0	0	4,818	0	0	0	0	0	4,818	0
1.1.4 Hardship Duty Pay	0	0	0	0	1,785	0	0	0	0	0	1,785	0
1.1.5 Subsistence	0	0	0	0	1,324	0	0	0	0	0	1,324	0
1.1.7 Other Military Personnel (Special Pay)	0	0	0	0	100	0	0	0	0	0	100	0
1.1.8 Active Component Overstrength	0	0	0	0	-542	0	0	0	0	0	-542	0
<b>1.0 Personnel Sub-Total</b>	<b>0</b>	<b>0</b>	<b>0</b>	<b>0</b>	<b>25,341</b>	<b>0</b>	<b>0</b>	<b>0</b>	<b>1,333</b>	<b>0</b>	<b>26,674</b>	<b>0</b>
<b>Marine Corps Reserve Total</b>	<b>0</b>	<b>0</b>	<b>0</b>	<b>0</b>	<b>2,659</b>	<b>0</b>	<b>0</b>	<b>0</b>	<b>0</b>	<b>0</b>	<b>2,659</b>	<b>0</b>
Reserve Personnel, Marine Corps												
1.1.2 Imminent Danger or Hostile Fire Pay	0	0	0	0	1	0	0	0	0	0	1	0
1.1.3 Family Separation Allowance	0	0	0	0	13	0	0	0	0	0	13	0
1.1.4 Hardship Duty Pay	0	0	0	0	27	0	0	0	0	0	27	0
1.1.6 Reserve Components Predeployment Training	0	0	0	0	2,618	0	0	0	0	0	2,618	0
<b>1.0 Personnel Sub-Total</b>	<b>0</b>	<b>0</b>	<b>0</b>	<b>0</b>	<b>2,659</b>	<b>0</b>	<b>0</b>	<b>0</b>	<b>0</b>	<b>0</b>	<b>2,659</b>	<b>0</b>
<b>Air Force Total</b>	<b>0</b>	<b>0</b>	<b>0</b>	<b>0</b>	<b>272,565</b>	<b>267,329</b>	<b>2,673</b>	<b>2,673</b>	<b>36,871</b>	<b>36,871</b>	<b>312,109</b>	<b>306,873</b>
<b>Air Force Active Total</b>	<b>0</b>	<b>0</b>	<b>0</b>	<b>0</b>	<b>261,323</b>	<b>261,323</b>	<b>2,673</b>	<b>2,673</b>	<b>36,871</b>	<b>36,871</b>	<b>300,867</b>	<b>300,867</b>
Military Personnel, Air Force												
1.1.1 Reserve Components Called To Active Duty	0	0	0	0	198,610	198,610	2,596	2,596	24,991	24,991	226,197	226,197
1.1.2 Imminent Danger or Hostile Fire Pay	0	0	0	0	6,812	6,812	0	0	1,293	1,293	8,105	8,105
1.1.3 Family Separation Allowance	0	0	0	0	7,623	7,623	41	41	1,471	1,471	9,135	9,135
1.1.4 Hardship Duty Pay	0	0	0	0	5,306	5,306	0	0	1,026	1,026	6,332	6,332
1.1.5 Subsistence	0	0	0	0	30,099	30,099	36	36	5,697	5,697	35,832	35,832
1.1.7 Other Military Personnel (Special Pay)	0	0	0	0	12,873	12,873	0	0	2,393	2,393	15,266	15,266
<b>1.0 Personnel Sub-Total</b>	<b>0</b>	<b>0</b>	<b>0</b>	<b>0</b>	<b>261,323</b>	<b>261,323</b>	<b>2,673</b>	<b>2,673</b>	<b>36,871</b>	<b>36,871</b>	<b>300,867</b>	<b>300,867</b>

**COST OF WAR**  
**Military Personnel (MILPERS) Summary Execution by Operation, Component, Appropriation and Cost Breakdown Structure (CBS)**  
**Fiscal Year 2007 - 2017**  
**(Amounts in Thousands)**  
**As of January 31, 2017**

Component and Appropriation	Operation New Dawn (OND) / Post-OND Iraq Activities		Operation Enduring Freedom		Operation Freedom's Sentinel		Operation Noble Eagle		Operation Inherent Resolve		Summary	
	Obligations Year to Date	Disbursements Year to Date	Obligations Year to Date	Disbursements Year to Date	Obligations Year to Date	Disbursements Year to Date	Obligations Year to Date	Disbursements Year to Date	Obligations Year to Date	Disbursements Year to Date	Obligations Year to Date	Disbursements Year to Date
<b>Air Force Reserve Total</b>	0	0	0	0	10,664	5,464	0	0	0	0	10,664	5,464
Reserve Personnel, Air Force												
1.1.6 Reserve Components Predeployment Training	0	0	0	0	10,664	5,464	0	0	0	0	10,664	5,464
<b>1.0 Personnel Sub-Total</b>	0	0	0	0	10,664	5,464	0	0	0	0	10,664	5,464
<b>Air Force National Guard Total</b>	0	0	0	0	578	542	0	0	0	0	578	542
National Guard Personnel, Air Force												
1.1.6 Reserve Components Predeployment Training	0	0	0	0	578	542	0	0	0	0	578	542
<b>1.0 Personnel Sub-Total</b>	0	0	0	0	578	542	0	0	0	0	578	542



**COST OF WAR**  
**Military Personnel (MILPERS) Summary Execution by Operation and Cost Breakdown Structure (CBS)**  
**Beginning Fiscal Year - 2017**  
**(Amounts in Thousands)**  
**As of January 31, 2017**

CBS Summary	Operation Enduring Freedom		Operation Freedom's Sentinel		Operation Noble Eagle		Operation Inherent Resolve		Summary	
	Obligations Year to Date	Disbursements Year to Date	Obligations Year to Date	Disbursements Year to Date	Obligations Year to Date	Disbursements Year to Date	Obligations Year to Date	Disbursements Year to Date	Obligations Year to Date	Disbursements Year to Date
<b>MILPERS CBS Summary Total</b>	<b>0</b>	<b>0</b>	<b>1,103,671</b>	<b>1,055,618</b>	<b>10,432</b>	<b>10,432</b>	<b>88,901</b>	<b>87,430</b>	<b>1,203,004</b>	<b>1,153,480</b>
1.0 Personnel Costs	0	0	1,103,671	1,055,618	10,432	10,432	88,901	87,430	1,203,004	1,153,480
1.1.1 Reserve Components Called To Active Duty	0	0	833,719	818,603	10,081	10,081	68,043	66,710	911,843	895,394
1.1.2 Imminent Danger or Hostile Fire Pay	0	0	27,791	25,050	0	0	2,519	2,519	30,310	27,569
1.1.3 Family Separation Allowance	0	0	34,957	30,131	-26	-26	3,056	3,056	37,987	33,161
1.1.4 Hardship Duty Pay	0	0	20,566	18,767	341	341	1,916	1,916	22,823	21,024
1.1.5 Subsistence	0	0	86,789	85,465	36	36	8,718	8,718	95,543	94,219
1.1.6 Reserve Components Predeployment Training	0	0	54,289	33,285	0	0	0	0	54,289	33,285
1.1.7 Other Military Personnel (Special Pay)	0	0	46,102	44,317	0	0	4,649	4,511	50,751	48,828
1.1.8 Active Component Overstrength	0	0	-542	0	0	0	0	0	-542	0
<b>1.0 Personnel Sub-Total</b>	<b>0</b>	<b>0</b>	<b>1,103,671</b>	<b>1,055,618</b>	<b>10,432</b>	<b>10,432</b>	<b>88,901</b>	<b>87,430</b>	<b>1,203,004</b>	<b>1,153,480</b>

**COST OF WAR**  
**Military Personnel (MILPERS) Summary Execution by Operation, Component, and Cost Breakdown Structure (CBS)**  
**Beginning Fiscal Year - 2017**  
**(Amounts in Thousands)**  
**As of January 31, 2017**

Component	Operation Enduring Freedom		Operation Freedom's Sentinel		Operation Noble Eagle		Operation Inherent Resolve		Summary	
	Obligations Year To Date	Disbursements Year To Date	Obligations Year To Date	Disbursements Year To Date	Obligations Year To Date	Disbursements Year To Date	Obligations Year To Date	Disbursements Year To Date	Obligations Year To Date	Disbursements Year To Date
<b>Grand Total</b>	<b>0</b>	<b>0</b>	<b>1,103,671</b>	<b>1,055,618</b>	<b>10,432</b>	<b>10,432</b>	<b>88,901</b>	<b>87,430</b>	<b>1,203,004</b>	<b>1,153,480</b>
<b>Army Total</b>	<b>0</b>	<b>0</b>	<b>696,773</b>	<b>684,039</b>	<b>7,759</b>	<b>7,759</b>	<b>41,958</b>	<b>41,958</b>	<b>746,490</b>	<b>733,756</b>
1.1.1 Reserve Components Called To Active Duty	0	0	537,878	537,878	7,485	7,485	34,332	34,332	579,695	579,695
1.1.2 Imminent Danger or Hostile Fire Pay	0	0	15,855	15,855	0	0	1,012	1,012	16,867	16,867
1.1.3 Family Separation Allowance	0	0	16,895	16,895	-67	-67	1,078	1,078	17,906	17,906
1.1.4 Hardship Duty Pay	0	0	12,301	12,301	341	341	785	785	13,427	13,427
1.1.5 Subsistence	0	0	47,325	47,325	0	0	3,021	3,021	50,346	50,346
1.1.6 Reserve Components Predeployment Training	0	0	39,408	26,674	0	0	0	0	39,408	26,674
1.1.7 Other Military Personnel (Special Pay)	0	0	27,111	27,111	0	0	1,730	1,730	28,841	28,841
<b>1.0 Personnel Sub-Total</b>	<b>0</b>	<b>0</b>	<b>696,773</b>	<b>684,039</b>	<b>7,759</b>	<b>7,759</b>	<b>41,958</b>	<b>41,958</b>	<b>746,490</b>	<b>733,756</b>
<b>Navy/Marine Corps Total</b>	<b>0</b>	<b>0</b>	<b>136,683</b>	<b>106,197</b>	<b>0</b>	<b>0</b>	<b>10,072</b>	<b>8,601</b>	<b>146,755</b>	<b>114,798</b>
<b>Navy Total</b>	<b>0</b>	<b>0</b>	<b>108,947</b>	<b>106,197</b>	<b>0</b>	<b>0</b>	<b>8,739</b>	<b>8,601</b>	<b>117,686</b>	<b>114,798</b>
1.1.1 Reserve Components Called To Active Duty	0	0	82,115	82,115	0	0	7,387	7,387	89,502	89,502
1.1.2 Imminent Danger or Hostile Fire Pay	0	0	2,383	2,383	0	0	214	214	2,597	2,597
1.1.3 Family Separation Allowance	0	0	5,613	5,613	0	0	507	507	6,120	6,120
1.1.4 Hardship Duty Pay	0	0	1,160	1,160	0	0	105	105	1,265	1,265
1.1.5 Subsistence	0	0	8,041	8,041	0	0	0	0	8,041	8,041
1.1.6 Reserve Components Predeployment Training	0	0	3,617	2,552	0	0	0	0	3,617	2,552
1.1.7 Other Military Personnel (Special Pay)	0	0	6,018	4,333	0	0	526	388	6,544	4,721
<b>1.0 Personnel Sub-Total</b>	<b>0</b>	<b>0</b>	<b>108,947</b>	<b>106,197</b>	<b>0</b>	<b>0</b>	<b>8,739</b>	<b>8,601</b>	<b>117,686</b>	<b>114,798</b>
<b>Marine Corps Total</b>	<b>0</b>	<b>0</b>	<b>27,736</b>	<b>0</b>	<b>0</b>	<b>0</b>	<b>1,333</b>	<b>0</b>	<b>29,069</b>	<b>0</b>
1.1.1 Reserve Components Called To Active Duty	0	0	15,116	0	0	0	1,333	0	16,449	0
1.1.2 Imminent Danger or Hostile Fire Pay	0	0	2,741	0	0	0	0	0	2,741	0
1.1.3 Family Separation Allowance	0	0	4,826	0	0	0	0	0	4,826	0
1.1.4 Hardship Duty Pay	0	0	1,799	0	0	0	0	0	1,799	0
1.1.5 Subsistence	0	0	1,324	0	0	0	0	0	1,324	0
1.1.6 Reserve Components Predeployment Training	0	0	2,372	0	0	0	0	0	2,372	0
1.1.7 Other Military Personnel (Special Pay)	0	0	100	0	0	0	0	0	100	0
1.1.8 Active Component Overstrength	0	0	-542	0	0	0	0	0	-542	0
<b>1.0 Personnel Sub-Total</b>	<b>0</b>	<b>0</b>	<b>27,736</b>	<b>0</b>	<b>0</b>	<b>0</b>	<b>1,333</b>	<b>0</b>	<b>29,069</b>	<b>0</b>
<b>Air Force Total</b>	<b>0</b>	<b>0</b>	<b>270,215</b>	<b>265,382</b>	<b>2,673</b>	<b>2,673</b>	<b>36,871</b>	<b>36,871</b>	<b>309,759</b>	<b>304,926</b>
1.1.1 Reserve Components Called To Active Duty	0	0	198,610	198,610	2,596	2,596	24,991	24,991	226,197	226,197
1.1.2 Imminent Danger or Hostile Fire Pay	0	0	6,812	6,812	0	0	1,293	1,293	8,105	8,105

**COST OF WAR**  
**Military Personnel (MILPERS) Summary Execution by Operation, Component, and Cost Breakdown Structure (CBS)**  
**Beginning Fiscal Year - 2017**  
**(Amounts in Thousands)**  
**As of January 31, 2017**

Component	Operation Enduring Freedom		Operation Freedom's Sentinel		Operation Noble Eagle		Operation Inherent Resolve		Summary	
	Obligations Year To Date	Disbursements Year To Date	Obligations Year To Date	Disbursements Year To Date	Obligations Year To Date	Disbursements Year To Date	Obligations Year To Date	Disbursements Year To Date	Obligations Year To Date	Disbursements Year To Date
1.1.3 Family Separation Allowance	0	0	7,623	7,623	41	41	1,471	1,471	9,135	9,135
1.1.4 Hardship Duty Pay	0	0	5,306	5,306	0	0	1,026	1,026	6,332	6,332
1.1.5 Subsistence	0	0	30,099	30,099	36	36	5,697	5,697	35,832	35,832
1.1.6 Reserve Components Predeployment Training	0	0	8,892	4,059	0	0	0	0	8,892	4,059
1.1.7 Other Military Personnel (Special Pay)	0	0	12,873	12,873	0	0	2,393	2,393	15,266	15,266
<b>1.0 Personnel Sub-Total</b>	<b>0</b>	<b>0</b>	<b>270,215</b>	<b>265,382</b>	<b>2,673</b>	<b>2,673</b>	<b>36,871</b>	<b>36,871</b>	<b>309,759</b>	<b>304,926</b>

**COST OF WAR**  
**Military Personnel (MILPERS) Summary Execution by Operation, Component, Appropriation and Cost Breakdown Structure (CBS)**  
**Beginning Fiscal Year - 2017**  
**(Amounts in Thousands)**  
**As of January 31, 2017**

Component and Appropriation	Operation Enduring Freedom		Operation Freedom's Sentinel		Operation Noble Eagle		Operation Inherent Resolve		Summary	
	Obligations Year to Date	Disbursements Year to Date	Obligations Year to Date	Disbursements Year to Date	Obligations Year to Date	Disbursements Year to Date	Obligations Year to Date	Disbursements Year to Date	Obligations Year to Date	Disbursements Year to Date
<b>Grand Total</b>	<b>0</b>	<b>0</b>	<b>1,103,671</b>	<b>1,055,618</b>	<b>10,432</b>	<b>10,432</b>	<b>88,901</b>	<b>87,430</b>	<b>1,203,004</b>	<b>1,153,480</b>
<b>Army Total</b>	<b>0</b>	<b>0</b>	<b>696,773</b>	<b>684,039</b>	<b>7,759</b>	<b>7,759</b>	<b>41,958</b>	<b>41,958</b>	<b>746,490</b>	<b>733,756</b>
<b>Army Active Total</b>	<b>0</b>	<b>0</b>	<b>657,365</b>	<b>657,365</b>	<b>7,759</b>	<b>7,759</b>	<b>41,958</b>	<b>41,958</b>	<b>707,082</b>	<b>707,082</b>
Military Personnel, Army										
1.1.1 Reserve Components Called To Active Duty	0	0	537,878	537,878	7,485	7,485	34,332	34,332	579,695	579,695
1.1.2 Imminent Danger or Hostile Fire Pay	0	0	15,855	15,855	0	0	1,012	1,012	16,867	16,867
1.1.3 Family Separation Allowance	0	0	16,895	16,895	-67	-67	1,078	1,078	17,906	17,906
1.1.4 Hardship Duty Pay	0	0	12,301	12,301	341	341	785	785	13,427	13,427
1.1.5 Subsistence	0	0	47,325	47,325	0	0	3,021	3,021	50,346	50,346
1.1.7 Other Military Personnel (Special Pay)	0	0	27,111	27,111	0	0	1,730	1,730	28,841	28,841
<b>1.0 Personnel Sub-Total</b>	<b>0</b>	<b>0</b>	<b>657,365</b>	<b>657,365</b>	<b>7,759</b>	<b>7,759</b>	<b>41,958</b>	<b>41,958</b>	<b>707,082</b>	<b>707,082</b>
<b>Army Reserve Total</b>	<b>0</b>	<b>0</b>	<b>4,459</b>	<b>2,972</b>	<b>0</b>	<b>0</b>	<b>0</b>	<b>0</b>	<b>4,459</b>	<b>2,972</b>
Reserve Personnel, Army										
1.1.6 Reserve Components Predeployment Training	0	0	4,459	2,972	0	0	0	0	4,459	2,972
<b>1.0 Personnel Sub-Total</b>	<b>0</b>	<b>0</b>	<b>4,459</b>	<b>2,972</b>	<b>0</b>	<b>0</b>	<b>0</b>	<b>0</b>	<b>4,459</b>	<b>2,972</b>
<b>Army National Guard Total</b>	<b>0</b>	<b>0</b>	<b>34,949</b>	<b>23,702</b>	<b>0</b>	<b>0</b>	<b>0</b>	<b>0</b>	<b>34,949</b>	<b>23,702</b>
National Guard Personnel, Army										
1.1.6 Reserve Components Predeployment Training	0	0	34,949	23,702	0	0	0	0	34,949	23,702
<b>1.0 Personnel Sub-Total</b>	<b>0</b>	<b>0</b>	<b>34,949</b>	<b>23,702</b>	<b>0</b>	<b>0</b>	<b>0</b>	<b>0</b>	<b>34,949</b>	<b>23,702</b>
<b>Navy/Marine Corps Total</b>	<b>0</b>	<b>0</b>	<b>136,683</b>	<b>106,197</b>	<b>0</b>	<b>0</b>	<b>10,072</b>	<b>8,601</b>	<b>146,755</b>	<b>114,798</b>
<b>Navy Total</b>	<b>0</b>	<b>0</b>	<b>108,947</b>	<b>106,197</b>	<b>0</b>	<b>0</b>	<b>8,739</b>	<b>8,601</b>	<b>117,686</b>	<b>114,798</b>
<b>Navy Active Total</b>	<b>0</b>	<b>0</b>	<b>105,326</b>	<b>103,641</b>	<b>0</b>	<b>0</b>	<b>8,739</b>	<b>8,601</b>	<b>114,065</b>	<b>112,242</b>
Military Personnel, Navy										
1.1.1 Reserve Components Called To Active Duty	0	0	82,115	82,115	0	0	7,387	7,387	89,502	89,502
1.1.2 Imminent Danger or Hostile Fire Pay	0	0	2,382	2,382	0	0	214	214	2,596	2,596
1.1.3 Family Separation Allowance	0	0	5,613	5,613	0	0	507	507	6,120	6,120
1.1.4 Hardship Duty Pay	0	0	1,157	1,157	0	0	105	105	1,262	1,262
1.1.5 Subsistence	0	0	8,041	8,041	0	0	0	0	8,041	8,041
1.1.7 Other Military Personnel (Special Pay)	0	0	6,018	4,333	0	0	526	388	6,544	4,721
<b>1.0 Personnel Sub-Total</b>	<b>0</b>	<b>0</b>	<b>105,326</b>	<b>103,641</b>	<b>0</b>	<b>0</b>	<b>8,739</b>	<b>8,601</b>	<b>114,065</b>	<b>112,242</b>
<b>Navy Reserve Total</b>	<b>0</b>	<b>0</b>	<b>3,621</b>	<b>2,556</b>	<b>0</b>	<b>0</b>	<b>0</b>	<b>0</b>	<b>3,621</b>	<b>2,556</b>

**COST OF WAR**  
**Military Personnel (MILPERS) Summary Execution by Operation, Component, Appropriation and Cost Breakdown Structure (CBS)**  
**Beginning Fiscal Year - 2017**  
**(Amounts in Thousands)**  
**As of January 31, 2017**

Component and Appropriation	Operation Enduring Freedom		Operation Freedom's Sentinel		Operation Noble Eagle		Operation Inherent Resolve		Summary	
	Obligations Year to Date	Disbursements Year to Date	Obligations Year to Date	Disbursements Year to Date	Obligations Year to Date	Disbursements Year to Date	Obligations Year to Date	Disbursements Year to Date	Obligations Year to Date	Disbursements Year to Date
Reserve Personnel, Navy										
1.1.2 Imminent Danger or Hostile Fire Pay	0	0	1	1	0	0	0	0	1	1
1.1.4 Hardship Duty Pay	0	0	3	3	0	0	0	0	3	3
1.1.6 Reserve Components Predeployment Training	0	0	3,617	2,552	0	0	0	0	3,617	2,552
<b>1.0 Personnel Sub-Total</b>	<b>0</b>	<b>0</b>	<b>3,621</b>	<b>2,556</b>	<b>0</b>	<b>0</b>	<b>0</b>	<b>0</b>	<b>3,621</b>	<b>2,556</b>
<b>Marine Corps Total</b>	<b>0</b>	<b>0</b>	<b>27,736</b>	<b>0</b>	<b>0</b>	<b>0</b>	<b>1,333</b>	<b>0</b>	<b>29,069</b>	<b>0</b>
<b>Marine Corps Active Total</b>	<b>0</b>	<b>0</b>	<b>25,341</b>	<b>0</b>	<b>0</b>	<b>0</b>	<b>1,333</b>	<b>0</b>	<b>26,674</b>	<b>0</b>
Military Personnel, Marine Corps										
1.1.1 Reserve Components Called To Active Duty	0	0	15,116	0	0	0	1,333	0	16,449	0
1.1.2 Imminent Danger or Hostile Fire Pay	0	0	2,740	0	0	0	0	0	2,740	0
1.1.3 Family Separation Allowance	0	0	4,818	0	0	0	0	0	4,818	0
1.1.4 Hardship Duty Pay	0	0	1,785	0	0	0	0	0	1,785	0
1.1.5 Subsistence	0	0	1,324	0	0	0	0	0	1,324	0
1.1.7 Other Military Personnel (Special Pay)	0	0	100	0	0	0	0	0	100	0
1.1.8 Active Component Overstrength	0	0	-542	0	0	0	0	0	-542	0
<b>1.0 Personnel Sub-Total</b>	<b>0</b>	<b>0</b>	<b>25,341</b>	<b>0</b>	<b>0</b>	<b>0</b>	<b>1,333</b>	<b>0</b>	<b>26,674</b>	<b>0</b>
<b>Marine Corps Reserve Total</b>	<b>0</b>	<b>0</b>	<b>2,395</b>	<b>0</b>	<b>0</b>	<b>0</b>	<b>0</b>	<b>0</b>	<b>2,395</b>	<b>0</b>
Reserve Personnel, Marine Corps										
1.1.2 Imminent Danger or Hostile Fire Pay	0	0	1	0	0	0	0	0	1	0
1.1.3 Family Separation Allowance	0	0	8	0	0	0	0	0	8	0
1.1.4 Hardship Duty Pay	0	0	14	0	0	0	0	0	14	0
1.1.6 Reserve Components Predeployment Training	0	0	2,372	0	0	0	0	0	2,372	0
<b>1.0 Personnel Sub-Total</b>	<b>0</b>	<b>0</b>	<b>2,395</b>	<b>0</b>	<b>0</b>	<b>0</b>	<b>0</b>	<b>0</b>	<b>2,395</b>	<b>0</b>
<b>Air Force Total</b>	<b>0</b>	<b>0</b>	<b>270,215</b>	<b>265,382</b>	<b>2,673</b>	<b>2,673</b>	<b>36,871</b>	<b>36,871</b>	<b>309,759</b>	<b>304,926</b>
<b>Air Force Active Total</b>	<b>0</b>	<b>0</b>	<b>261,323</b>	<b>261,323</b>	<b>2,673</b>	<b>2,673</b>	<b>36,871</b>	<b>36,871</b>	<b>300,867</b>	<b>300,867</b>
Military Personnel, Air Force										
1.1.1 Reserve Components Called To Active Duty	0	0	198,610	198,610	2,596	2,596	24,991	24,991	226,197	226,197
1.1.2 Imminent Danger or Hostile Fire Pay	0	0	6,812	6,812	0	0	1,293	1,293	8,105	8,105
1.1.3 Family Separation Allowance	0	0	7,623	7,623	41	41	1,471	1,471	9,135	9,135
1.1.4 Hardship Duty Pay	0	0	5,306	5,306	0	0	1,026	1,026	6,332	6,332
1.1.5 Subsistence	0	0	30,099	30,099	36	36	5,697	5,697	35,832	35,832
1.1.7 Other Military Personnel (Special Pay)	0	0	12,873	12,873	0	0	2,393	2,393	15,266	15,266
<b>1.0 Personnel Sub-Total</b>	<b>0</b>	<b>0</b>	<b>261,323</b>	<b>261,323</b>	<b>2,673</b>	<b>2,673</b>	<b>36,871</b>	<b>36,871</b>	<b>300,867</b>	<b>300,867</b>

**COST OF WAR**  
**Military Personnel (MILPERS) Summary Execution by Operation, Component, Appropriation and Cost Breakdown Structure (CBS)**  
**Beginning Fiscal Year - 2017**  
**(Amounts in Thousands)**  
**As of January 31, 2017**

Component and Appropriation	Operation Enduring Freedom		Operation Freedom's Sentinel		Operation Noble Eagle		Operation Inherent Resolve		Summary	
	Obligations Year to Date	Disbursements Year to Date	Obligations Year to Date	Disbursements Year to Date	Obligations Year to Date	Disbursements Year to Date	Obligations Year to Date	Disbursements Year to Date	Obligations Year to Date	Disbursements Year to Date
<b>Air Force Reserve Total</b>	0	0	8,314	3,517	0	0	0	0	8,314	3,517
Reserve Personnel, Air Force										
1.1.6 Reserve Components Predeployment Training	0	0	8,314	3,517	0	0	0	0	8,314	3,517
<b>1.0 Personnel Sub-Total</b>	0	0	8,314	3,517	0	0	0	0	8,314	3,517
<b>Air Force National Guard Total</b>	0	0	578	542	0	0	0	0	578	542
National Guard Personnel, Air Force										
1.1.6 Reserve Components Predeployment Training	0	0	578	542	0	0	0	0	578	542
<b>1.0 Personnel Sub-Total</b>	0	0	578	542	0	0	0	0	578	542



**Operation and Maintenance Subsidiary Report  
(Cost Breakdown Structure)**



**COST OF WAR**  
**Operation and Maintenance (O&M) Summary Execution by Operation and Cost Breakdown Structure (CBS)**  
**Fiscal Year 2007 - 2017**  
**(Amounts in Thousands)**  
**As of January 31, 2017**

CBS Summary	Operation New Dawn (OND) / Post-OND Iraq Activities		Operation Enduring Freedom		Operation Freedom's Sentinel		Operation Noble Eagle		Operation Inherent Resolve		Summary	
	Obligations Year to Date	Disbursements Year to Date	Obligations Year to Date	Disbursements Year to Date	Obligations Year to Date	Disbursements Year to Date	Obligations Year to Date	Disbursements Year to Date	Obligations Year to Date	Disbursements Year to Date	Obligations Year to Date	Disbursements Year to Date
<b>O&amp;M CBS Summary Total</b>	<b>-8,224</b>	<b>73,799</b>	<b>-447,176</b>	<b>-653,124</b>	<b>10,045,727</b>	<b>6,191,419</b>	<b>12,471</b>	<b>4,443</b>	<b>1,543,640</b>	<b>1,083,529</b>	<b>11,146,438</b>	<b>6,700,066</b>
1.0 Personnel Costs	784	785	41	152	110,858	89,528	507	478	7,090	6,468	119,280	97,411
2.0 Personnel Support Costs	-483	16,185	-203,607	-189,717	547,154	302,831	2,547	1,543	75,820	27,721	421,431	158,563
3.0 Operating Support Costs	1,172	56,237	-102,857	-380,929	7,363,359	4,223,968	9,328	2,394	1,044,864	670,851	8,315,866	4,572,521
4.0 Transportation Costs	-1,697	612	-7,199	-7,573	813,020	437,532	89	28	104,111	76,641	908,324	507,240
7.0 Other Support Costs	-8,000	-20	-133,554	-75,057	1,211,336	1,137,560	0	0	311,755	301,848	1,381,537	1,364,331
1.1.5 Subsistence	0	0	0	0	0	268	0	0	0	0	0	268
1.2.1 Civilian Premium Pay	779	775	48	231	94,147	73,170	146	117	5,479	4,544	100,599	78,837
1.2.2 Civilian Temporary Hires	5	10	-7	-79	16,711	16,090	361	361	1,611	1,924	18,681	18,306
<b>1.0 Personnel Sub-Total</b>	<b>784</b>	<b>785</b>	<b>41</b>	<b>152</b>	<b>110,858</b>	<b>89,528</b>	<b>507</b>	<b>478</b>	<b>7,090</b>	<b>6,468</b>	<b>119,280</b>	<b>97,411</b>
2.1 Temporary Duty (TDY)/Additional Duty (TAD)	178	214	2,587	2,632	267,333	169,868	2,554	1,511	27,609	8,813	300,261	183,038
2.2 Clothing and Other Personnel Equipment & Supplies	0	-1	-209	-1,449	92,550	35,163	0	0	34	33	92,375	33,746
2.2.1 Organizational Clothing	0	0	2	-227	9,698	9,700	0	0	0	0	9,700	9,473
2.3 Medical Support/Health Services	-661	-185	-200,710	-194,731	87,420	38,679	-7	32	3,888	2,754	-110,070	-153,451
2.4 Reserve Component Activation/Deactivation	0	0	-5,457	-2	4,036	2,859	0	0	9	31	-1,412	2,888
2.5 Other Personnel Support	0	16,157	-921	2,948	81,793	44,092	0	0	44,280	16,090	125,152	79,287
2.6 Rest & Recreation	0	0	0	0	1,718	821	0	0	0	0	1,718	821
2.7 Body Armor	0	0	1,101	1,112	2,606	1,649	0	0	0	0	3,707	2,761
<b>2.0 Personnel Support Sub-Total</b>	<b>-483</b>	<b>16,185</b>	<b>-203,607</b>	<b>-189,717</b>	<b>547,154</b>	<b>302,831</b>	<b>2,547</b>	<b>1,543</b>	<b>75,820</b>	<b>27,721</b>	<b>421,431</b>	<b>158,563</b>
3.1 Training	0	0	-679	-6,545	132,750	64,255	0	0	995	488	133,066	58,198
3.1.0 Care-in-Store	0	0	0	0	1,089	0	0	0	0	0	1,089	0
3.2 Operations (OPTEMPO) (Fuel, Other POL, Parts)	-8,336	-8,041	-63,804	-62,370	795,648	604,848	2,125	2,028	518,241	515,941	1,243,874	1,052,406
3.2.1 MRAP Vehicles Operation	0	0	-1	-11	18,958	2,812	0	0	0	0	18,957	2,801
3.3 Other Supplies & Equipment	8,079	8,646	51,321	55,761	428,829	317,403	270	58	118,064	45,468	606,563	427,336
3.4 Facilities/Base Support	0	542	-19,910	6,363	436,084	112,701	2,715	209	14,676	12,473	433,565	132,288
3.4.1 MRAP Vehicles Facilities and Base Support	0	0	0	758	19,855	19,855	0	0	0	0	19,855	20,613
3.5.1 Organization Level Maintenance	0	1	-1	-3,106	29,183	25,454	0	0	1,108	73	30,290	22,422
3.5.2 Intermediate Level Maintenance	-105	0	27	0	-57,304	-67,983	0	0	0	0	-57,382	-67,983
3.5.3 Depot Level Maintenance	-6,162	15,622	90,903	111,468	2,956,933	1,528,649	0	0	135,476	2,557	3,177,150	1,658,296
3.5.4 Contractor Logistics Support	-1,413	837	-3,298	-13,422	359,503	113,827	3,689	60	30,388	2,084	388,869	103,386
3.5.6 MRAP Vehicles Equipment Maintenance	0	0	-1,244	-1,132	39,806	6,720	0	0	0	0	38,562	5,588
3.6 (C4I)	2,248	37,850	554,020	198,467	1,110,405	1,123,958	33	10	59,938	23,827	1,726,644	1,384,112

**COST OF WAR**  
**Operation and Maintenance (O&M) Summary Execution by Operation and Cost Breakdown Structure (CBS)**  
**Fiscal Year 2007 - 2017**  
**(Amounts in Thousands)**  
**As of January 31, 2017**

	Operation New Dawn (OND) / Post-OND Iraq Activities		Operation Enduring Freedom		Operation Freedom's Sentinel		Operation Noble Eagle		Operation Inherent Resolve		Summary	
	Obligations Year to Date	Disbursements Year to Date	Obligations Year to Date	Disbursements Year to Date	Obligations Year to Date	Disbursements Year to Date	Obligations Year to Date	Disbursements Year to Date	Obligations Year to Date	Disbursements Year to Date	Obligations Year to Date	Disbursements Year to Date
<b>CBS Summary</b>												
3.7 Other Services and Miscellaneous Contracts	6,861	780	-710,191	-667,160	1,051,305	371,469	496	29	165,978	67,940	514,449	-226,942
3.9 Psychological Operations (Information Operations)	0	0	0	0	40,315	0	0	0	0	0	40,315	0
<b>3.0 Operating Support Sub-Total</b>	<b>1,172</b>	<b>56,237</b>	<b>-102,857</b>	<b>-380,929</b>	<b>7,363,359</b>	<b>4,223,968</b>	<b>9,328</b>	<b>2,394</b>	<b>1,044,864</b>	<b>670,851</b>	<b>8,315,866</b>	<b>4,572,521</b>
4.1 Airlift	0	611	-3,163	842	437,218	310,652	0	0	100,084	74,101	534,139	386,206
4.2 Sealift	0	0	-626	-106	39,535	14,400	0	0	0	0	38,909	14,294
4.4 Port Handling/Inland Transportation	0	0	-2,762	121	66,512	19,398	89	28	286	8	64,125	19,555
4.5 Other Transportation	-1,697	3	-2,887	51	117,152	57,341	0	0	3,449	2,057	116,017	59,452
4.6 Second Destination Transportation	0	-2	2,239	-8,481	150,244	35,082	0	0	0	0	152,483	26,599
4.7 MRAP Vehicles Transportation	0	0	0	0	50	0	0	0	0	0	50	0
4.8 Retrograde of Personnel and Equipment	0	0	0	0	2,309	659	0	0	292	475	2,601	1,134
<b>4.0 Transportation Sub-Total</b>	<b>-1,697</b>	<b>612</b>	<b>-7,199</b>	<b>-7,573</b>	<b>813,020</b>	<b>437,532</b>	<b>89</b>	<b>28</b>	<b>104,111</b>	<b>76,641</b>	<b>908,324</b>	<b>507,240</b>
7.1.12 Jordan (OEF)	0	0	0	0	49,708	49,708	0	0	0	0	49,708	49,708
7.2.1 Transportation Support	0	0	0	0	12,000	4,000	0	0	0	0	12,000	4,000
7.2.2 Logistic Support	0	0	0	0	40,200	0	0	0	0	0	40,200	0
7.3.02 Defense Forces Sustainment	-3,569	0	-8,243	-151	663,678	584,260	0	0	0	0	651,866	584,109
7.3.03 Defense Forces Infrastructure	0	0	-7,237	1,350	4,916	18,517	0	0	0	0	-2,321	19,867
7.3.04 Defense Forces Equipment and Transportation	-4,431	0	0	0	34,409	33,259	0	0	0	0	29,978	33,259
7.3.05 Defense Forces Training and Operations	0	-20	-158	0	32,630	27,001	0	0	0	0	32,472	26,981
7.3.07 Interior Forces Sustainment	0	0	-2,879	-17	207,364	223,867	0	0	0	0	204,485	223,850
7.3.08 Interior Forces Infrastructure	0	0	-2,229	1,190	9,485	41,954	0	0	0	0	7,256	43,144
7.3.09 Interior Forces Equipment	0	0	-25	0	20,051	22,203	0	0	0	0	20,026	22,203
7.3.10 Interior Forces Training and Operations	0	0	-122,995	-120,290	136,383	133,431	0	0	0	0	13,388	13,141
7.3.14 Detainee Operations Sustainment	0	0	-188	0	4	280	0	0	0	0	-184	280
7.3.15 Detainee Operations Infrastructure	0	0	-1	0	0	0	0	0	0	0	-1	0
7.3.20 Other	0	0	-2,704	-2,307	0	-1,421	0	0	0	0	-2,704	-3,728
7.4.1 Afghanistan (CERP)	0	0	6	0	508	501	0	0	0	0	514	501
7.5.1 Afghanistan Infrastructure Fund - Power	0	0	12,541	43,522	0	0	0	0	0	0	12,541	43,522
7.5.2 Afghanistan Infrastructure Fund - Transportation	0	0	-77	2,408	0	0	0	0	0	0	-77	2,408
7.5.3 Afghanistan Infrastructure Fund - Water	0	0	635	-762	0	0	0	0	0	0	635	-762
7.6.1 Trainee Equip/Support	0	0	0	0	0	0	0	0	49,238	3,974	49,238	3,974
7.6.2 U.S. Trainer/Enabler	0	0	0	0	0	0	0	0	18,127	9,301	18,127	9,301
7.7.1 Defense Forces	0	0	0	0	0	0	0	0	244,390	288,573	244,390	288,573
<b>7.0 Other Support Sub-Total</b>	<b>-8,000</b>	<b>-20</b>	<b>-133,554</b>	<b>-75,057</b>	<b>1,211,336</b>	<b>1,137,560</b>	<b>0</b>	<b>0</b>	<b>311,755</b>	<b>301,848</b>	<b>1,381,537</b>	<b>1,364,331</b>

**COST OF WAR**  
**Operation and Maintenance (O&M) Summary Execution by Operation, Component, and Cost Breakdown Structure (CBS)**  
**Fiscal Year 2007 - 2017**  
**(Amounts in Thousands)**  
**As of January 31, 2017**

Component	Operation New Dawn (OND) / Post-OND Iraq Activities		Operation Enduring Freedom		Operation Freedom's Sentinel		Operation Noble Eagle		Operation Inherent Resolve		Summary	
	Obligations Year To Date	Disbursements Year To Date	Obligations Year To Date	Disbursements Year To Date	Obligations Year To Date	Disbursements Year To Date	Obligations Year To Date	Disbursements Year To Date	Obligations Year To Date	Disbursements Year To Date	Obligations Year To Date	Disbursements Year To Date
<b>Grand Total</b>	<b>-8,224</b>	<b>73,799</b>	<b>-447,176</b>	<b>-653,124</b>	<b>10,045,727</b>	<b>6,191,419</b>	<b>12,471</b>	<b>4,443</b>	<b>1,543,640</b>	<b>1,083,529</b>	<b>11,146,438</b>	<b>6,700,066</b>
<b>Army Total</b>	<b>-6,786</b>	<b>40,379</b>	<b>-215,757</b>	<b>-516,575</b>	<b>4,465,465</b>	<b>2,442,347</b>	<b>9,987</b>	<b>2,013</b>	<b>704,737</b>	<b>379,743</b>	<b>4,957,646</b>	<b>2,347,907</b>
1.2.1 Civilian Premium Pay	779	775	57	240	36,166	17,755	146	117	5,479	4,544	42,627	23,431
1.2.2 Civilian Temporary Hires	0	0	-7	-83	375	450	0	0	185	185	553	552
<b>1.0 Personnel Sub-Total</b>	<b>779</b>	<b>775</b>	<b>50</b>	<b>157</b>	<b>36,541</b>	<b>18,205</b>	<b>146</b>	<b>117</b>	<b>5,664</b>	<b>4,729</b>	<b>43,180</b>	<b>23,983</b>
2.1 Temporary Duty (TDY)/Additional Duty (TAD)	147	157	2,977	-23,327	80,618	56,978	2,122	1,215	14,822	2,025	100,686	37,048
2.2 Clothing and Other Personnel Equipment & Supplies	0	-1	0	0	63,457	4,341	0	0	0	0	63,457	4,340
2.2.1 Organizational Clothing	0	0	0	-227	0	227	0	0	0	0	0	0
2.3 Medical Support/Health Services	0	0	-434	-36	9,319	7,118	0	0	3,336	2,258	12,221	9,340
2.4 Reserve Component Activation/Deactivation	0	0	0	0	2,187	1,163	0	0	0	0	2,187	1,163
2.5 Other Personnel Support	0	0	-569	-13	7,955	1,696	0	0	15,941	15,941	23,327	17,624
2.6 Rest & Recreation	0	0	0	0	1,718	821	0	0	0	0	1,718	821
<b>2.0 Personnel Support Sub-Total</b>	<b>147</b>	<b>156</b>	<b>1,974</b>	<b>-23,603</b>	<b>165,254</b>	<b>72,344</b>	<b>2,122</b>	<b>1,215</b>	<b>34,099</b>	<b>20,224</b>	<b>203,596</b>	<b>70,336</b>
3.1 Training	0	0	-23	-76	89,111	25,304	0	0	0	0	89,088	25,228
3.1.0 Care-in-Store	0	0	0	0	1,089	0	0	0	0	0	1,089	0
3.2 Operations (OPTEMPO) (Fuel, Other POL, Parts)	0	0	-9	-12	351,100	237,741	387	290	112,320	32,423	463,798	270,442
3.2.1 MRAP Vehicles Operation	0	0	0	0	18,958	2,701	0	0	0	0	18,958	2,701
3.3 Other Supplies & Equipment	-232	23	-1,579	-9,403	157,872	67,850	266	55	93,301	18,841	249,628	77,366
3.4 Facilities/Base Support	0	542	-13,516	-467	313,398	7,587	2,690	209	10,794	2,407	313,366	10,278
3.5.1 Organization Level Maintenance	0	1	0	-2,746	8,779	5,624	0	0	0	0	8,779	2,879
3.5.2 Intermediate Level Maintenance	-105	0	-1	0	142,194	28,836	0	0	0	0	142,088	28,836
3.5.3 Depot Level Maintenance	-25	50	-1,127	-192	461,876	38,187	0	0	188	187	460,912	38,232
3.5.4 Contractor Logistics Support	-1,413	837	-2,197	-11,154	246,457	51,074	3,689	60	8,695	215	255,231	41,032
3.5.6 MRAP Vehicles Equipment Maintenance	0	0	0	0	14,989	241	0	0	0	0	14,989	241
3.6 (C4I)	2,279	37,710	13,455	-345,842	406,760	583,026	33	10	45,313	8,360	467,840	283,264
3.7 Other Services and Miscellaneous Contracts	-216	307	-75,092	-40,087	625,504	113,006	565	29	112,372	62	663,133	73,317
3.9 Psychological Operations (Information Operations)	0	0	0	0	37,677	0	0	0	0	0	37,677	0
<b>3.0 Operating Support Sub-Total</b>	<b>288</b>	<b>39,470</b>	<b>-80,089</b>	<b>-409,979</b>	<b>2,875,764</b>	<b>1,161,177</b>	<b>7,630</b>	<b>653</b>	<b>382,983</b>	<b>62,495</b>	<b>3,186,576</b>	<b>853,816</b>
4.1 Airlift	0	0	-517	0	48,255	28,526	0	0	0	0	47,738	28,526
4.2 Sealift	0	0	-517	0	0	0	0	0	0	0	-517	0
4.4 Port Handling/Inland Transportation	0	0	-2,913	-16	59,634	17,768	89	28	286	8	57,096	17,788
4.5 Other Transportation	0	0	21	-12	135	18	0	0	0	0	156	6
4.6 Second Destination Transportation	0	-2	-212	-8,065	170,454	60,457	0	0	0	0	170,242	52,390

**COST OF WAR**  
**Operation and Maintenance (O&M) Summary Execution by Operation, Component, and Cost Breakdown Structure (CBS)**  
**Fiscal Year 2007 - 2017**  
**(Amounts in Thousands)**  
**As of January 31, 2017**

Component	Operation New Dawn (OND) / Post-OND Iraq Activities		Operation Enduring Freedom		Operation Freedom's Sentinel		Operation Noble Eagle		Operation Inherent Resolve		Summary	
	Obligations Year To Date	Disbursements Year To Date	Obligations Year To Date	Disbursements Year To Date	Obligations Year To Date	Disbursements Year To Date	Obligations Year To Date	Disbursements Year To Date	Obligations Year To Date	Disbursements Year To Date	Obligations Year To Date	Disbursements Year To Date
<b>4.0 Transportation Sub-Total</b>	<b>0</b>	<b>-2</b>	<b>-4,138</b>	<b>-8,093</b>	<b>278,478</b>	<b>106,769</b>	<b>89</b>	<b>28</b>	<b>286</b>	<b>8</b>	<b>274,715</b>	<b>98,710</b>
7.3.02 Defense Forces Sustainment	-3,569	0	-8,243	-151	663,678	584,260	0	0	0	0	651,866	584,109
7.3.03 Defense Forces Infrastructure	0	0	-7,237	1,350	4,916	18,517	0	0	0	0	-2,321	19,867
7.3.04 Defense Forces Equipment and Transportation	-4,431	0	0	0	34,409	33,259	0	0	0	0	29,978	33,259
7.3.05 Defense Forces Training and Operations	0	-20	-158	0	32,630	27,001	0	0	0	0	32,472	26,981
7.3.07 Interior Forces Sustainment	0	0	-2,879	-17	207,364	223,867	0	0	0	0	204,485	223,850
7.3.08 Interior Forces Infrastructure	0	0	-2,229	1,190	9,485	41,954	0	0	0	0	7,256	43,144
7.3.09 Interior Forces Equipment	0	0	-25	0	20,051	22,203	0	0	0	0	20,026	22,203
7.3.10 Interior Forces Training and Operations	0	0	-122,995	-120,290	136,383	133,431	0	0	0	0	13,388	13,141
7.3.14 Detainee Operations Sustainment	0	0	-188	0	4	280	0	0	0	0	-184	280
7.3.15 Detainee Operations Infrastructure	0	0	-1	0	0	0	0	0	0	0	-1	0
7.3.20 Other	0	0	-2,704	-2,307	0	-1,421	0	0	0	0	-2,704	-3,728
7.4.1 Afghanistan (CERP)	0	0	6	0	508	501	0	0	0	0	514	501
7.5.1 Afghanistan Infrastructure Fund - Power	0	0	12,541	43,522	0	0	0	0	0	0	12,541	43,522
7.5.2 Afghanistan Infrastructure Fund - Transportation	0	0	-77	2,408	0	0	0	0	0	0	-77	2,408
7.5.3 Afghanistan Infrastructure Fund - Water	0	0	635	-762	0	0	0	0	0	0	635	-762
7.6.1 Trainee Equip/Support	0	0	0	0	0	0	0	0	26,415	1,272	26,415	1,272
7.6.2 U.S. Trainer/Enabler	0	0	0	0	0	0	0	0	10,900	2,442	10,900	2,442
7.7.1 Defense Forces	0	0	0	0	0	0	0	0	244,390	288,573	244,390	288,573
<b>7.0 Other Support Sub-Total</b>	<b>-8,000</b>	<b>-20</b>	<b>-133,554</b>	<b>-75,057</b>	<b>1,109,428</b>	<b>1,083,852</b>	<b>0</b>	<b>0</b>	<b>281,705</b>	<b>292,287</b>	<b>1,249,579</b>	<b>1,301,062</b>
<b>Navy/Marine Corps Total</b>	<b>-6,150</b>	<b>15,577</b>	<b>-1,962</b>	<b>-16,271</b>	<b>2,543,681</b>	<b>1,675,386</b>	<b>0</b>	<b>0</b>	<b>151,918</b>	<b>90,152</b>	<b>2,687,487</b>	<b>1,764,844</b>
<b>Navy Total</b>	<b>0</b>	<b>0</b>	<b>0</b>	<b>0</b>	<b>1,757,289</b>	<b>1,133,844</b>	<b>0</b>	<b>0</b>	<b>109,959</b>	<b>86,486</b>	<b>1,867,248</b>	<b>1,220,330</b>
1.2.1 Civilian Premium Pay	0	0	0	0	30,234	29,930	0	0	0	0	30,234	29,930
1.2.2 Civilian Temporary Hires	0	0	0	0	117	101	0	0	0	0	117	101
<b>1.0 Personnel Sub-Total</b>	<b>0</b>	<b>0</b>	<b>0</b>	<b>0</b>	<b>30,351</b>	<b>30,031</b>	<b>0</b>	<b>0</b>	<b>0</b>	<b>0</b>	<b>30,351</b>	<b>30,031</b>
2.1 Temporary Duty (TDY)/Additional Duty (TAD)	0	0	0	0	48,177	20,304	0	0	408	330	48,585	20,634
2.2 Clothing and Other Personnel Equipment & Supplies	0	0	0	0	319	195	0	0	34	33	353	228
2.3 Medical Support/Health Services	0	0	0	0	235	84	0	0	0	0	235	84
2.4 Reserve Component Activation/Deactivation	0	0	0	0	319	167	0	0	0	0	319	167
2.5 Other Personnel Support	0	0	0	0	3,310	1,098	0	0	0	0	3,310	1,098
<b>2.0 Personnel Support Sub-Total</b>	<b>0</b>	<b>0</b>	<b>0</b>	<b>0</b>	<b>52,360</b>	<b>21,848</b>	<b>0</b>	<b>0</b>	<b>442</b>	<b>363</b>	<b>52,802</b>	<b>22,211</b>
3.1 Training	0	0	0	0	15,407	9,003	0	0	0	0	15,407	9,003
3.2 Operations (OPTEMPO) (Fuel, Other POL, Parts)	0	0	0	0	343,709	258,418	0	0	81,981	81,981	425,690	340,399

**COST OF WAR**  
**Operation and Maintenance (O&M) Summary Execution by Operation, Component, and Cost Breakdown Structure (CBS)**  
**Fiscal Year 2007 - 2017**  
**(Amounts in Thousands)**  
**As of January 31, 2017**

Component	Operation New Dawn (OND) / Post-OND Iraq Activities		Operation Enduring Freedom		Operation Freedom's Sentinel		Operation Noble Eagle		Operation Inherent Resolve		Summary	
	Obligations Year To Date	Disbursements Year To Date	Obligations Year To Date	Disbursements Year To Date	Obligations Year To Date	Disbursements Year To Date	Obligations Year To Date	Disbursements Year To Date	Obligations Year To Date	Disbursements Year To Date	Obligations Year To Date	Disbursements Year To Date
3.3 Other Supplies & Equipment	0	0	0	0	53,546	31,290	0	0	56	56	53,602	31,346
3.4 Facilities/Base Support	0	0	0	0	24,717	421	0	0	0	0	24,717	421
3.5.1 Organization Level Maintenance	0	0	0	0	20,634	17,502	0	0	1,108	73	21,742	17,575
3.5.2 Intermediate Level Maintenance	0	0	0	0	9,113	5,106	0	0	0	0	9,113	5,106
3.5.3 Depot Level Maintenance	0	0	0	0	972,817	710,768	0	0	17,176	2,136	989,993	712,904
3.5.4 Contractor Logistics Support	0	0	0	0	2,273	2,111	0	0	0	0	2,273	2,111
3.6 (C4I)	0	0	0	0	13,383	5,047	0	0	0	0	13,383	5,047
3.7 Other Services and Miscellaneous Contracts	0	0	0	0	76,152	9,646	0	0	8,600	1,281	84,752	10,927
<b>3.0 Operating Support Sub-Total</b>	<b>0</b>	<b>0</b>	<b>0</b>	<b>0</b>	<b>1,531,751</b>	<b>1,049,312</b>	<b>0</b>	<b>0</b>	<b>108,921</b>	<b>85,527</b>	<b>1,640,672</b>	<b>1,134,839</b>
4.1 Airlift	0	0	0	0	73,823	18,389	0	0	596	596	74,419	18,985
4.2 Sealift	0	0	0	0	38,777	13,851	0	0	0	0	38,777	13,851
4.4 Port Handling/Inland Transportation	0	0	0	0	5,729	158	0	0	0	0	5,729	158
4.5 Other Transportation	0	0	0	0	22,880	156	0	0	0	0	22,880	156
4.6 Second Destination Transportation	0	0	0	0	1,568	99	0	0	0	0	1,568	99
4.7 MRAP Vehicles Transportation	0	0	0	0	50	0	0	0	0	0	50	0
<b>4.0 Transportation Sub-Total</b>	<b>0</b>	<b>0</b>	<b>0</b>	<b>0</b>	<b>142,827</b>	<b>32,653</b>	<b>0</b>	<b>0</b>	<b>596</b>	<b>596</b>	<b>143,423</b>	<b>33,249</b>
<b>Marine Corps Total</b>	<b>-6,150</b>	<b>15,577</b>	<b>-1,962</b>	<b>-16,271</b>	<b>786,392</b>	<b>541,542</b>	<b>0</b>	<b>0</b>	<b>41,959</b>	<b>3,666</b>	<b>820,239</b>	<b>544,514</b>
1.1.5 Subsistence	0	0	0	0	0	268	0	0	0	0	0	268
1.2.1 Civilian Premium Pay	0	0	-9	-9	-1,617	-1,645	0	0	0	0	-1,626	-1,654
1.2.2 Civilian Temporary Hires	0	0	-1	1	-2,400	-2,882	0	0	0	0	-2,401	-2,881
<b>1.0 Personnel Sub-Total</b>	<b>0</b>	<b>0</b>	<b>-10</b>	<b>-8</b>	<b>-4,017</b>	<b>-4,259</b>	<b>0</b>	<b>0</b>	<b>0</b>	<b>0</b>	<b>-4,027</b>	<b>-4,267</b>
2.1 Temporary Duty (TDY)/Additional Duty (TAD)	9	10	-271	25,598	8,928	6,731	0	0	3,534	1,487	12,200	33,826
2.2 Clothing and Other Personnel Equipment & Supplies	0	0	-33	-1,331	27,405	29,976	0	0	0	0	27,372	28,645
2.2.1 Organizational Clothing	0	0	2	0	9,698	9,473	0	0	0	0	9,700	9,473
2.3 Medical Support/Health Services	0	0	69	-1	413	228	0	0	0	0	482	227
2.4 Reserve Component Activation/Deactivation	0	0	-5,457	-2	1,530	1,529	0	0	9	31	-3,918	1,558
2.5 Other Personnel Support	0	0	241	-424	14,391	7,825	0	0	0	0	14,632	7,401
<b>2.0 Personnel Support Sub-Total</b>	<b>9</b>	<b>10</b>	<b>-5,449</b>	<b>23,840</b>	<b>62,365</b>	<b>55,762</b>	<b>0</b>	<b>0</b>	<b>3,543</b>	<b>1,518</b>	<b>60,468</b>	<b>81,130</b>
3.1 Training	0	0	-33	-7,004	13,184	20,009	0	0	-1	1	13,150	13,006
3.2 Operations (OPTEMPO) (Fuel, Other POL, Parts)	0	0	-247	115	-38,626	6,140	0	0	-79,581	-442	-118,454	5,813
3.2.1 MRAP Vehicles Operation	0	0	-1	-11	0	111	0	0	0	0	-1	100
3.3 Other Supplies & Equipment	0	0	1,432	-2,332	35,798	40,402	0	0	-108	15	37,122	38,085
3.4 Facilities/Base Support	0	0	-3	137	37,632	37,662	0	0	0	0	37,629	37,799

**COST OF WAR**  
**Operation and Maintenance (O&M) Summary Execution by Operation, Component, and Cost Breakdown Structure (CBS)**  
**Fiscal Year 2007 - 2017**  
**(Amounts in Thousands)**  
**As of January 31, 2017**

Component	Operation New Dawn (OND) / Post-OND Iraq Activities		Operation Enduring Freedom		Operation Freedom's Sentinel		Operation Noble Eagle		Operation Inherent Resolve		Summary	
	Obligations Year To Date	Disbursements Year To Date	Obligations Year To Date	Disbursements Year To Date	Obligations Year To Date	Disbursements Year To Date	Obligations Year To Date	Disbursements Year To Date	Obligations Year To Date	Disbursements Year To Date	Obligations Year To Date	Disbursements Year To Date
3.4.1 MRAP Vehicles Facilities and Base Support	0	0	0	758	19,855	19,855	0	0	0	0	19,855	20,613
3.5.1 Organization Level Maintenance	0	0	-1	-360	-247	2,328	0	0	0	0	-248	1,968
3.5.2 Intermediate Level Maintenance	0	0	28	0	-209,732	-102,232	0	0	0	0	-209,704	-102,232
3.5.3 Depot Level Maintenance	-6,158	15,560	2,515	6,133	754,576	314,831	0	0	118,112	234	869,045	336,758
3.5.4 Contractor Logistics Support	0	0	-28	-6,016	11,145	21,438	0	0	0	0	11,117	15,422
3.5.6 MRAP Vehicles Equipment Maintenance	0	0	-1,244	-1,132	-170	4,448	0	0	0	0	-1,414	3,316
3.6 (C4I)	0	0	-24	-2,929	8,766	6,157	0	0	0	0	8,742	3,228
3.7 Other Services and Miscellaneous Contracts	-1	7	-314	-27,030	115,827	141,956	0	0	-6	2,340	115,506	117,273
<b>3.0 Operating Support Sub-Total</b>	<b>-6,159</b>	<b>15,567</b>	<b>2,080</b>	<b>-39,671</b>	<b>748,008</b>	<b>513,105</b>	<b>0</b>	<b>0</b>	<b>38,416</b>	<b>2,148</b>	<b>782,345</b>	<b>491,149</b>
4.1 Airlift	0	0	0	0	3,347	3,301	0	0	0	0	3,347	3,301
4.2 Sealift	0	0	0	0	549	549	0	0	0	0	549	549
4.4 Port Handling/Inland Transportation	0	0	52	0	131	1,236	0	0	0	0	183	1,236
4.5 Other Transportation	0	0	-1,086	-16	-2,128	-2,660	0	0	0	0	-3,214	-2,676
4.6 Second Destination Transportation	0	0	2,451	-416	-21,858	-25,492	0	0	0	0	-19,407	-25,908
4.8 Retrograde of Personnel and Equipment	0	0	0	0	-5	0	0	0	0	0	-5	0
<b>4.0 Transportation Sub-Total</b>	<b>0</b>	<b>0</b>	<b>1,417</b>	<b>-432</b>	<b>-19,964</b>	<b>-23,066</b>	<b>0</b>	<b>0</b>	<b>0</b>	<b>0</b>	<b>-18,547</b>	<b>-23,498</b>
<b>Air Force Total</b>	<b>5,377</b>	<b>16,522</b>	<b>-21,805</b>	<b>53,124</b>	<b>1,984,663</b>	<b>1,676,503</b>	<b>2,484</b>	<b>2,430</b>	<b>510,881</b>	<b>542,359</b>	<b>2,481,600</b>	<b>2,290,938</b>
1.2.2 Civilian Temporary Hires	5	10	1	3	14,214	14,630	361	361	1,155	1,156	15,736	16,160
<b>1.0 Personnel Sub-Total</b>	<b>5</b>	<b>10</b>	<b>1</b>	<b>3</b>	<b>14,214</b>	<b>14,630</b>	<b>361</b>	<b>361</b>	<b>1,155</b>	<b>1,156</b>	<b>15,736</b>	<b>16,160</b>
2.1 Temporary Duty (TDY)/Additional Duty (TAD)	24	48	-38	334	72,905	57,488	432	296	7,167	3,991	80,490	62,157
2.2 Clothing and Other Personnel Equipment & Supplies	0	0	-176	-124	30	435	0	0	0	0	-146	311
2.3 Medical Support/Health Services	0	48	-2,722	53	8,420	10,985	-7	32	552	496	6,243	11,614
2.5 Other Personnel Support	0	14,707	-325	593	30,822	20,024	0	0	28,339	149	58,836	35,473
2.7 Body Armor	0	0	1,117	1,112	2,606	1,649	0	0	0	0	3,723	2,761
<b>2.0 Personnel Support Sub-Total</b>	<b>24</b>	<b>14,803</b>	<b>-2,144</b>	<b>1,968</b>	<b>114,783</b>	<b>90,581</b>	<b>425</b>	<b>328</b>	<b>36,058</b>	<b>4,636</b>	<b>149,146</b>	<b>112,316</b>
3.1 Training	0	0	-302	4	5,804	7,858	0	0	293	487	5,795	8,349
3.2 Operations (OPTEMPO) (Fuel, Other POL, Parts)	-8,336	-8,041	-63,553	-63,270	91,735	92,146	1,738	1,738	373,195	372,710	394,779	395,283
3.3 Other Supplies & Equipment	8,311	8,532	51,235	57,387	147,674	163,262	4	3	15,846	26,133	223,070	255,317
3.4 Facilities/Base Support	0	0	-6,381	6,691	56,310	67,012	25	0	3,882	10,066	53,836	83,769
3.5.3 Depot Level Maintenance	21	12	89,490	105,521	762,820	464,863	0	0	0	0	852,331	570,396
3.5.4 Contractor Logistics Support	0	0	-93	-93	8,263	3,083	0	0	0	0	8,170	2,990
3.6 (C4I)	-31	140	541,308	545,767	592,385	476,453	0	0	1,822	3,349	1,135,484	1,025,709
3.7 Other Services and Miscellaneous Contracts	7,080	452	-627,059	-601,766	-118,782	25,852	-69	0	12,906	61,650	-725,924	-513,812

**COST OF WAR**  
**Operation and Maintenance (O&M) Summary Execution by Operation, Component, and Cost Breakdown Structure (CBS)**  
**Fiscal Year 2007 - 2017**  
**(Amounts in Thousands)**  
**As of January 31, 2017**

Component	Operation New Dawn (OND) / Post-OND Iraq Activities		Operation Enduring Freedom		Operation Freedom's Sentinel		Operation Noble Eagle		Operation Inherent Resolve		Summary	
	Obligations Year To Date	Disbursements Year To Date	Obligations Year To Date	Disbursements Year To Date	Obligations Year To Date	Disbursements Year To Date	Obligations Year To Date	Disbursements Year To Date	Obligations Year To Date	Disbursements Year To Date	Obligations Year To Date	Disbursements Year To Date
<b>3.0 Operating Support Sub-Total</b>	<b>7,045</b>	<b>1,095</b>	<b>-15,355</b>	<b>50,241</b>	<b>1,546,209</b>	<b>1,300,529</b>	<b>1,698</b>	<b>1,741</b>	<b>407,944</b>	<b>474,395</b>	<b>1,947,541</b>	<b>1,828,001</b>
4.1 Airlift	0	611	-2,606	832	238,283	223,170	0	0	62,488	56,391	298,165	281,004
4.2 Sealift	0	0	1	1	9	0	0	0	0	0	10	1
4.5 Other Transportation	-1,697	3	-1,702	79	68,851	46,934	0	0	2,398	2,057	67,850	49,073
4.8 Retrograde of Personnel and Equipment	0	0	0	0	2,314	659	0	0	292	475	2,606	1,134
<b>4.0 Transportation Sub-Total</b>	<b>-1,697</b>	<b>614</b>	<b>-4,307</b>	<b>912</b>	<b>309,457</b>	<b>270,763</b>	<b>0</b>	<b>0</b>	<b>65,178</b>	<b>58,923</b>	<b>368,631</b>	<b>331,212</b>
7.6.2 U.S. Trainer/Enabler	0	0	0	0	0	0	0	0	546	3,249	546	3,249
<b>7.0 Other Support Sub-Total</b>	<b>0</b>	<b>0</b>	<b>0</b>	<b>0</b>	<b>0</b>	<b>0</b>	<b>0</b>	<b>0</b>	<b>546</b>	<b>3,249</b>	<b>546</b>	<b>3,249</b>
<b>Defense Health Program Total</b>	<b>-661</b>	<b>-233</b>	<b>-197,621</b>	<b>-194,784</b>	<b>67,289</b>	<b>20,066</b>	<b>0</b>	<b>0</b>	<b>0</b>	<b>0</b>	<b>-130,993</b>	<b>-174,951</b>
2.3 Medical Support/Health Services	-661	-233	-197,621	-194,784	67,289	20,066	0	0	0	0	-130,993	-174,951
<b>2.0 Personnel Support Sub-Total</b>	<b>-661</b>	<b>-233</b>	<b>-197,621</b>	<b>-194,784</b>	<b>67,289</b>	<b>20,066</b>	<b>0</b>	<b>0</b>	<b>0</b>	<b>0</b>	<b>-130,993</b>	<b>-174,951</b>
<b>Defense Agency Total</b>	<b>-4</b>	<b>1,554</b>	<b>-10,031</b>	<b>21,382</b>	<b>984,629</b>	<b>377,117</b>	<b>0</b>	<b>0</b>	<b>176,104</b>	<b>71,275</b>	<b>1,150,698</b>	<b>471,328</b>
1.2.1 Civilian Premium Pay	0	0	0	0	29,364	27,130	0	0	0	0	29,364	27,130
1.2.2 Civilian Temporary Hires	0	0	0	0	4,405	3,791	0	0	271	583	4,676	4,374
<b>1.0 Personnel Sub-Total</b>	<b>0</b>	<b>0</b>	<b>0</b>	<b>0</b>	<b>33,769</b>	<b>30,921</b>	<b>0</b>	<b>0</b>	<b>271</b>	<b>583</b>	<b>34,040</b>	<b>31,504</b>
2.1 Temporary Duty (TDY)/Additional Duty (TAD)	-2	-1	-81	27	56,705	28,367	0	0	1,678	980	58,300	29,373
2.2 Clothing and Other Personnel Equipment & Supplies	0	0	0	6	1,339	216	0	0	0	0	1,339	222
2.3 Medical Support/Health Services	0	0	-2	37	1,744	198	0	0	0	0	1,742	235
2.5 Other Personnel Support	0	1,450	-268	2,792	25,315	13,449	0	0	0	0	25,047	17,691
2.7 Body Armor	0	0	-16	0	0	0	0	0	0	0	-16	0
<b>2.0 Personnel Support Sub-Total</b>	<b>-2</b>	<b>1,449</b>	<b>-367</b>	<b>2,862</b>	<b>85,103</b>	<b>42,230</b>	<b>0</b>	<b>0</b>	<b>1,678</b>	<b>980</b>	<b>86,412</b>	<b>47,521</b>
3.1 Training	0	0	-321	531	9,244	2,081	0	0	703	0	9,626	2,612
3.2 Operations (OPTEMPO) (Fuel, Other POL, Parts)	0	0	5	797	47,730	10,403	0	0	30,326	29,269	78,061	40,469
3.3 Other Supplies & Equipment	0	91	233	10,109	33,939	14,599	0	0	8,969	423	43,141	25,222
3.4 Facilities/Base Support	0	0	-10	2	4,027	19	0	0	0	0	4,017	21
3.5.1 Organization Level Maintenance	0	0	0	0	17	0	0	0	0	0	17	0
3.5.2 Intermediate Level Maintenance	0	0	0	0	1,121	307	0	0	0	0	1,121	307
3.5.3 Depot Level Maintenance	0	0	25	6	4,844	0	0	0	0	0	4,869	6
3.5.4 Contractor Logistics Support	0	0	-980	3,841	91,365	36,121	0	0	21,693	1,869	112,078	41,831
3.5.6 MRAP Vehicles Equipment Maintenance	0	0	0	0	24,987	2,031	0	0	0	0	24,987	2,031
3.6 (C4)	0	0	-719	1,471	89,111	53,275	0	0	12,803	12,118	101,195	66,864
3.7 Other Services and Miscellaneous Contracts	-2	14	-7,726	1,723	352,604	81,009	0	0	32,106	2,607	376,982	85,353
3.9 Psychological Operations (Information Operations)	0	0	0	0	2,638	0	0	0	0	0	2,638	0

**COST OF WAR**  
**Operation and Maintenance (O&M) Summary Execution by Operation, Component, and Cost Breakdown Structure (CBS)**  
**Fiscal Year 2007 - 2017**  
**(Amounts in Thousands)**  
**As of January 31, 2017**

Component	Operation New Dawn (OND) / Post-OND Iraq Activities		Operation Enduring Freedom		Operation Freedom's Sentinel		Operation Noble Eagle		Operation Inherent Resolve		Summary	
	Obligations Year To Date	Disbursements Year To Date	Obligations Year To Date	Disbursements Year To Date	Obligations Year To Date	Disbursements Year To Date	Obligations Year To Date	Disbursements Year To Date	Obligations Year To Date	Disbursements Year To Date	Obligations Year To Date	Disbursements Year To Date
<b>3.0 Operating Support Sub-Total</b>	<b>-2</b>	<b>105</b>	<b>-9,493</b>	<b>18,480</b>	<b>661,627</b>	<b>199,845</b>	<b>0</b>	<b>0</b>	<b>106,600</b>	<b>46,286</b>	<b>758,732</b>	<b>264,716</b>
4.1 Airlift	0	0	-40	10	73,510	37,266	0	0	37,000	17,114	110,470	54,390
4.2 Sealift	0	0	-110	-107	200	0	0	0	0	0	90	-107
4.4 Port Handling/Inland Transportation	0	0	99	137	1,018	236	0	0	0	0	1,117	373
4.5 Other Transportation	0	0	-120	0	27,414	12,893	0	0	1,051	0	28,345	12,893
4.6 Second Destination Transportation	0	0	0	0	80	18	0	0	0	0	80	18
<b>4.0 Transportation Sub-Total</b>	<b>0</b>	<b>0</b>	<b>-171</b>	<b>40</b>	<b>102,222</b>	<b>50,413</b>	<b>0</b>	<b>0</b>	<b>38,051</b>	<b>17,114</b>	<b>140,102</b>	<b>67,567</b>
7.1.12 Jordan (OEF)	0	0	0	0	49,708	49,708	0	0	0	0	49,708	49,708
7.2.1 Transportation Support	0	0	0	0	12,000	4,000	0	0	0	0	12,000	4,000
7.2.2 Logistic Support	0	0	0	0	40,200	0	0	0	0	0	40,200	0
7.6.1 Trainee Equip/Support	0	0	0	0	0	0	0	0	22,823	2,702	22,823	2,702
7.6.2 U.S. Trainer/Enabler	0	0	0	0	0	0	0	0	6,681	3,610	6,681	3,610
<b>7.0 Other Support Sub-Total</b>	<b>0</b>	<b>0</b>	<b>0</b>	<b>0</b>	<b>101,908</b>	<b>53,708</b>	<b>0</b>	<b>0</b>	<b>29,504</b>	<b>6,312</b>	<b>131,412</b>	<b>60,020</b>



**COST OF WAR**  
**Operation and Maintenance (O&M) Summary Execution by Operation, Component, Appropriation and Cost Breakdown Structure (CBS)**  
**Fiscal Year 2007 - 2017**  
**(Amounts in Thousands)**  
**As of January 31, 2017**

Component and Appropriation	Operation New Dawn (OND) / Post-OND Iraq Activities		Operation Enduring Freedom		Operation Freedom's Sentinel		Operation Noble Eagle		Operation Inherent Resolve		Summary	
	Obligations Year to Date	Disbursements Year to Date	Obligations Year to Date	Disbursements Year to Date	Obligations Year to Date	Disbursements Year to Date	Obligations Year to Date	Disbursements Year to Date	Obligations Year to Date	Disbursements Year to Date	Obligations Year to Date	Disbursements Year to Date
<b>Grand Total</b>	<b>-8,224</b>	<b>73,799</b>	<b>-447,176</b>	<b>-653,124</b>	<b>10,045,727</b>	<b>6,191,419</b>	<b>12,471</b>	<b>4,443</b>	<b>1,543,640</b>	<b>1,083,529</b>	<b>11,146,438</b>	<b>6,700,066</b>
<b>Army Total</b>	<b>-6,786</b>	<b>40,379</b>	<b>-215,757</b>	<b>-516,575</b>	<b>4,465,465</b>	<b>2,442,347</b>	<b>9,987</b>	<b>2,013</b>	<b>704,737</b>	<b>379,743</b>	<b>4,957,646</b>	<b>2,347,907</b>
<b>Army Active Total</b>	<b>-6,786</b>	<b>40,379</b>	<b>-216,020</b>	<b>-516,254</b>	<b>4,449,206</b>	<b>2,437,034</b>	<b>9,987</b>	<b>2,013</b>	<b>704,737</b>	<b>379,743</b>	<b>4,941,124</b>	<b>2,342,915</b>
Operation and Maintenance, Army												
1.2.1 Civilian Premium Pay	779	775	57	240	36,139	17,732	146	117	5,479	4,544	42,600	23,408
1.2.2 Civilian Temporary Hires	0	0	-7	-83	375	450	0	0	185	185	553	552
<b>1.0 Personnel Sub-Total</b>	<b>779</b>	<b>775</b>	<b>50</b>	<b>157</b>	<b>36,514</b>	<b>18,182</b>	<b>146</b>	<b>117</b>	<b>5,664</b>	<b>4,729</b>	<b>43,153</b>	<b>23,960</b>
2.1 Temporary Duty (TDY)/Additional Duty (TAD)	147	157	2,977	-23,327	78,737	55,925	2,122	1,215	14,822	2,025	98,805	35,995
2.2 Clothing and Other Personnel Equipment & Supplies	0	-1	0	0	63,398	4,341	0	0	0	0	63,398	4,340
2.2.1 Organizational Clothing	0	0	0	-227	0	227	0	0	0	0	0	0
2.3 Medical Support/Health Services	0	0	-434	-36	9,292	7,106	0	0	3,336	2,258	12,194	9,328
2.5 Other Personnel Support	0	0	-569	-13	5,999	1,103	0	0	15,941	15,941	21,371	17,031
2.6 Rest & Recreation	0	0	0	0	1,718	821	0	0	0	0	1,718	821
<b>2.0 Personnel Support Sub-Total</b>	<b>147</b>	<b>156</b>	<b>1,974</b>	<b>-23,603</b>	<b>159,144</b>	<b>69,523</b>	<b>2,122</b>	<b>1,215</b>	<b>34,099</b>	<b>20,224</b>	<b>197,486</b>	<b>67,515</b>
3.1 Training	0	0	-23	-76	89,062	25,285	0	0	0	0	89,039	25,209
3.1.0 Care-in-Store	0	0	0	0	1,089	0	0	0	0	0	1,089	0
3.2 Operations (OPTEMPO) (Fuel, Other POL, Parts)	0	0	-9	-12	348,786	236,850	387	290	112,320	32,423	461,484	269,551
3.2.1 MRAP Vehicles Operation	0	0	0	0	18,958	2,701	0	0	0	0	18,958	2,701
3.3 Other Supplies & Equipment	-232	23	-1,579	-9,403	155,483	67,381	266	55	93,301	18,841	247,239	76,897
3.4 Facilities/Base Support	0	542	-13,516	-467	313,083	7,458	2,690	209	10,794	2,407	313,051	10,149
3.5.1 Organization Level Maintenance	0	1	0	-2,746	8,779	5,624	0	0	0	0	8,779	2,879
3.5.2 Intermediate Level Maintenance	-105	0	-1	0	142,194	28,836	0	0	0	0	142,088	28,836
3.5.3 Depot Level Maintenance	-25	50	-1,127	-192	461,876	38,187	0	0	188	187	460,912	38,232
3.5.4 Contractor Logistics Support	-1,413	837	-2,197	-11,154	246,457	51,074	3,689	60	8,695	215	255,231	41,032
3.5.6 MRAP Vehicles Equipment Maintenance	0	0	0	0	14,989	241	0	0	0	0	14,989	241
3.6 (C4I)	2,279	37,710	13,455	-345,840	404,886	582,728	33	10	45,313	8,360	465,966	282,968
3.7 Other Services and Miscellaneous Contracts	-216	307	-75,355	-39,768	622,625	112,463	565	29	112,372	62	659,991	73,093
3.9 Psychological Operations (Information Operations)	0	0	0	0	37,677	0	0	0	0	0	37,677	0
<b>3.0 Operating Support Sub-Total</b>	<b>288</b>	<b>39,470</b>	<b>-80,352</b>	<b>-409,658</b>	<b>2,865,944</b>	<b>1,158,828</b>	<b>7,630</b>	<b>653</b>	<b>382,983</b>	<b>62,495</b>	<b>3,176,493</b>	<b>851,788</b>
4.1 Airlift	0	0	-517	0	48,255	28,526	0	0	0	0	47,738	28,526
4.2 Sealift	0	0	-517	0	0	0	0	0	0	0	-517	0
4.4 Port Handling/Inland Transportation	0	0	-2,913	-16	59,332	17,648	89	28	286	8	56,794	17,668
4.5 Other Transportation	0	0	21	-12	135	18	0	0	0	0	156	6

**COST OF WAR**  
**Operation and Maintenance (O&M) Summary Execution by Operation, Component, Appropriation and Cost Breakdown Structure (CBS)**  
**Fiscal Year 2007 - 2017**  
**(Amounts in Thousands)**  
**As of January 31, 2017**

Component and Appropriation	Operation New Dawn (OND) / Post-OND Iraq Activities		Operation Enduring Freedom		Operation Freedom's Sentinel		Operation Noble Eagle		Operation Inherent Resolve		Summary	
	Obligations Year to Date	Disbursements Year to Date	Obligations Year to Date	Disbursements Year to Date	Obligations Year to Date	Disbursements Year to Date	Obligations Year to Date	Disbursements Year to Date	Obligations Year to Date	Disbursements Year to Date	Obligations Year to Date	Disbursements Year to Date
4.6 Second Destination Transportation	0	-2	-212	-8,065	170,454	60,457	0	0	0	0	170,242	52,390
<b>4.0 Transportation Sub-Total</b>	<b>0</b>	<b>-2</b>	<b>-4,138</b>	<b>-8,093</b>	<b>278,176</b>	<b>106,649</b>	<b>89</b>	<b>28</b>	<b>286</b>	<b>8</b>	<b>274,413</b>	<b>98,590</b>
7.4.1 Afghanistan (CERP)	0	0	6	0	508	501	0	0	0	0	514	501
7.6.1 Trainee Equip/Support	0	0	0	0	0	0	0	0	26,415	1,272	26,415	1,272
7.6.2 U.S. Trainer/Enabler	0	0	0	0	0	0	0	0	10,900	2,442	10,900	2,442
<b>7.0 Other Support Sub-Total</b>	<b>0</b>	<b>0</b>	<b>6</b>	<b>0</b>	<b>508</b>	<b>501</b>	<b>0</b>	<b>0</b>	<b>37,315</b>	<b>3,714</b>	<b>37,829</b>	<b>4,215</b>
Afghanistan Security Forces Fund, Army												
7.3.02 Defense Forces Sustainment	0	0	-8,243	-151	663,678	584,260	0	0	0	0	655,435	584,109
7.3.03 Defense Forces Infrastructure	0	0	-7,237	1,350	4,916	18,517	0	0	0	0	-2,321	19,867
7.3.04 Defense Forces Equipment and Transportation	0	0	0	0	34,409	33,259	0	0	0	0	34,409	33,259
7.3.05 Defense Forces Training and Operations	0	0	-158	0	32,630	27,001	0	0	0	0	32,472	27,001
7.3.07 Interior Forces Sustainment	0	0	-2,879	-17	207,364	223,867	0	0	0	0	204,485	223,850
7.3.08 Interior Forces Infrastructure	0	0	-2,229	1,190	9,485	41,954	0	0	0	0	7,256	43,144
7.3.09 Interior Forces Equipment	0	0	-25	0	20,051	22,203	0	0	0	0	20,026	22,203
7.3.10 Interior Forces Training and Operations	0	0	-122,995	-120,290	136,383	133,431	0	0	0	0	13,388	13,141
7.3.14 Detainee Operations Sustainment	0	0	-188	0	4	280	0	0	0	0	-184	280
7.3.15 Detainee Operations Infrastructure	0	0	-1	0	0	0	0	0	0	0	-1	0
7.3.20 Other	0	0	-2,704	-2,307	0	-1,421	0	0	0	0	-2,704	-3,728
<b>7.0 Other Support Sub-Total</b>	<b>0</b>	<b>0</b>	<b>-146,659</b>	<b>-120,225</b>	<b>1,108,920</b>	<b>1,083,351</b>	<b>0</b>	<b>0</b>	<b>0</b>	<b>0</b>	<b>962,261</b>	<b>963,126</b>
Iraq Security Forces Fund, Army												
7.3.02 Defense Forces Sustainment	-3,569	0	0	0	0	0	0	0	0	0	-3,569	0
7.3.04 Defense Forces Equipment and Transportation	-4,431	0	0	0	0	0	0	0	0	0	-4,431	0
7.3.05 Defense Forces Training and Operations	0	-20	0	0	0	0	0	0	0	0	0	-20
<b>7.0 Other Support Sub-Total</b>	<b>-8,000</b>	<b>-20</b>	<b>0</b>	<b>0</b>	<b>0</b>	<b>0</b>	<b>0</b>	<b>0</b>	<b>0</b>	<b>0</b>	<b>-8,000</b>	<b>-20</b>
Afghanistan Infrastructure Fund, Army												
7.5.1 Afghanistan Infrastructure Fund - Power	0	0	12,541	43,522	0	0	0	0	0	0	12,541	43,522
7.5.2 Afghanistan Infrastructure Fund - Transportation	0	0	-77	2,408	0	0	0	0	0	0	-77	2,408
7.5.3 Afghanistan Infrastructure Fund - Water	0	0	635	-762	0	0	0	0	0	0	635	-762
<b>7.0 Other Support Sub-Total</b>	<b>0</b>	<b>0</b>	<b>13,099</b>	<b>45,168</b>	<b>0</b>	<b>0</b>	<b>0</b>	<b>0</b>	<b>0</b>	<b>0</b>	<b>13,099</b>	<b>45,168</b>
Iraq Train and Equip Fund												
7.7.1 Defense Forces	0	0	0	0	0	0	0	0	244,390	288,573	244,390	288,573
<b>7.0 Other Support Sub-Total</b>	<b>0</b>	<b>0</b>	<b>0</b>	<b>0</b>	<b>0</b>	<b>0</b>	<b>0</b>	<b>0</b>	<b>244,390</b>	<b>288,573</b>	<b>244,390</b>	<b>288,573</b>
<b>Army Reserve Total</b>	<b>0</b>	<b>0</b>	<b>0</b>	<b>0</b>	<b>3,708</b>	<b>1,509</b>	<b>0</b>	<b>0</b>	<b>0</b>	<b>0</b>	<b>3,708</b>	<b>1,509</b>

**COST OF WAR**  
**Operation and Maintenance (O&M) Summary Execution by Operation, Component, Appropriation and Cost Breakdown Structure (CBS)**  
**Fiscal Year 2007 - 2017**  
**(Amounts in Thousands)**  
**As of January 31, 2017**

Component and Appropriation	Operation New Dawn (OND) / Post-OND Iraq Activities		Operation Enduring Freedom		Operation Freedom's Sentinel		Operation Noble Eagle		Operation Inherent Resolve		Summary	
	Obligations Year to Date	Disbursements Year to Date	Obligations Year to Date	Disbursements Year to Date	Obligations Year to Date	Disbursements Year to Date	Obligations Year to Date	Disbursements Year to Date	Obligations Year to Date	Disbursements Year to Date	Obligations Year to Date	Disbursements Year to Date
Operation and Maintenance, Army Reserve												
2.1 Temporary Duty (TDY)/Additional Duty (TAD)	0	0	0	0	1,851	1,032	0	0	0	0	1,851	1,032
2.5 Other Personnel Support	0	0	0	0	1,506	465	0	0	0	0	1,506	465
<b>2.0 Personnel Support Sub-Total</b>	<b>0</b>	<b>0</b>	<b>0</b>	<b>0</b>	<b>3,357</b>	<b>1,497</b>	<b>0</b>	<b>0</b>	<b>0</b>	<b>0</b>	<b>3,357</b>	<b>1,497</b>
3.3 Other Supplies & Equipment	0	0	0	0	27	12	0	0	0	0	27	12
3.7 Other Services and Miscellaneous Contracts	0	0	0	0	293	0	0	0	0	0	293	0
<b>3.0 Operating Support Sub-Total</b>	<b>0</b>	<b>0</b>	<b>0</b>	<b>0</b>	<b>320</b>	<b>12</b>	<b>0</b>	<b>0</b>	<b>0</b>	<b>0</b>	<b>320</b>	<b>12</b>
4.4 Port Handling/Inland Transportation	0	0	0	0	31	0	0	0	0	0	31	0
<b>4.0 Transportation Sub-Total</b>	<b>0</b>	<b>0</b>	<b>0</b>	<b>0</b>	<b>31</b>	<b>0</b>	<b>0</b>	<b>0</b>	<b>0</b>	<b>0</b>	<b>31</b>	<b>0</b>
<b>Army National Guard Total</b>	<b>0</b>	<b>0</b>	<b>263</b>	<b>-321</b>	<b>12,551</b>	<b>3,804</b>	<b>0</b>	<b>0</b>	<b>0</b>	<b>0</b>	<b>12,814</b>	<b>3,483</b>
Operation and Maintenance, Army Natl Guard												
1.2.1 Civilian Premium Pay	0	0	0	0	27	23	0	0	0	0	27	23
<b>1.0 Personnel Sub-Total</b>	<b>0</b>	<b>0</b>	<b>0</b>	<b>0</b>	<b>27</b>	<b>23</b>	<b>0</b>	<b>0</b>	<b>0</b>	<b>0</b>	<b>27</b>	<b>23</b>
2.1 Temporary Duty (TDY)/Additional Duty (TAD)	0	0	0	0	30	21	0	0	0	0	30	21
2.2 Clothing and Other Personnel Equipment & Supplies	0	0	0	0	59	0	0	0	0	0	59	0
2.3 Medical Support/Health Services	0	0	0	0	27	12	0	0	0	0	27	12
2.4 Reserve Component Activation/Deactivation	0	0	0	0	2,187	1,163	0	0	0	0	2,187	1,163
2.5 Other Personnel Support	0	0	0	0	450	128	0	0	0	0	450	128
<b>2.0 Personnel Support Sub-Total</b>	<b>0</b>	<b>0</b>	<b>0</b>	<b>0</b>	<b>2,753</b>	<b>1,324</b>	<b>0</b>	<b>0</b>	<b>0</b>	<b>0</b>	<b>2,753</b>	<b>1,324</b>
3.1 Training	0	0	0	0	49	19	0	0	0	0	49	19
3.2 Operations (OPTEMPO) (Fuel, Other POL, Parts)	0	0	0	0	2,314	891	0	0	0	0	2,314	891
3.3 Other Supplies & Equipment	0	0	0	0	2,362	457	0	0	0	0	2,362	457
3.4 Facilities/Base Support	0	0	0	0	315	129	0	0	0	0	315	129
3.6 (C4I)	0	0	0	-2	1,874	298	0	0	0	0	1,874	296
3.7 Other Services and Miscellaneous Contracts	0	0	263	-319	2,586	543	0	0	0	0	2,849	224
<b>3.0 Operating Support Sub-Total</b>	<b>0</b>	<b>0</b>	<b>263</b>	<b>-321</b>	<b>9,500</b>	<b>2,337</b>	<b>0</b>	<b>0</b>	<b>0</b>	<b>0</b>	<b>9,763</b>	<b>2,016</b>
4.4 Port Handling/Inland Transportation	0	0	0	0	271	120	0	0	0	0	271	120
<b>4.0 Transportation Sub-Total</b>	<b>0</b>	<b>0</b>	<b>0</b>	<b>0</b>	<b>271</b>	<b>120</b>	<b>0</b>	<b>0</b>	<b>0</b>	<b>0</b>	<b>271</b>	<b>120</b>
<b>Navy/Marine Corps Total</b>	<b>-6,150</b>	<b>15,577</b>	<b>-1,962</b>	<b>-16,271</b>	<b>2,543,681</b>	<b>1,675,386</b>	<b>0</b>	<b>0</b>	<b>151,918</b>	<b>90,152</b>	<b>2,687,487</b>	<b>1,764,844</b>
<b>Navy Total</b>	<b>0</b>	<b>0</b>	<b>0</b>	<b>0</b>	<b>1,757,289</b>	<b>1,133,844</b>	<b>0</b>	<b>0</b>	<b>109,959</b>	<b>86,486</b>	<b>1,867,248</b>	<b>1,220,330</b>
<b>Navy Active Total</b>	<b>0</b>	<b>0</b>	<b>0</b>	<b>0</b>	<b>1,744,173</b>	<b>1,133,622</b>	<b>0</b>	<b>0</b>	<b>109,959</b>	<b>86,486</b>	<b>1,854,132</b>	<b>1,220,108</b>
Operation and Maintenance, Navy												
1.2.1 Civilian Premium Pay	0	0	0	0	30,234	29,930	0	0	0	0	30,234	29,930

**COST OF WAR**  
**Operation and Maintenance (O&M) Summary Execution by Operation, Component, Appropriation and Cost Breakdown Structure (CBS)**  
**Fiscal Year 2007 - 2017**  
**(Amounts in Thousands)**  
**As of January 31, 2017**

Component and Appropriation	Operation New Dawn (OND) / Post-OND Iraq Activities		Operation Enduring Freedom		Operation Freedom's Sentinel		Operation Noble Eagle		Operation Inherent Resolve		Summary	
	Obligations Year to Date	Disbursements Year to Date	Obligations Year to Date	Disbursements Year to Date	Obligations Year to Date	Disbursements Year to Date	Obligations Year to Date	Disbursements Year to Date	Obligations Year to Date	Disbursements Year to Date	Obligations Year to Date	Disbursements Year to Date
1.2.2 Civilian Temporary Hires	0	0	0	0	117	101	0	0	0	0	117	101
<b>1.0 Personnel Sub-Total</b>	<b>0</b>	<b>0</b>	<b>0</b>	<b>0</b>	<b>30,351</b>	<b>30,031</b>	<b>0</b>	<b>0</b>	<b>0</b>	<b>0</b>	<b>30,351</b>	<b>30,031</b>
2.1 Temporary Duty (TDY)/Additional Duty (TAD)	0	0	0	0	48,177	20,304	0	0	408	330	48,585	20,634
2.2 Clothing and Other Personnel Equipment & Supplies	0	0	0	0	319	195	0	0	34	33	353	228
2.3 Medical Support/Health Services	0	0	0	0	235	84	0	0	0	0	235	84
2.5 Other Personnel Support	0	0	0	0	3,310	1,098	0	0	0	0	3,310	1,098
<b>2.0 Personnel Support Sub-Total</b>	<b>0</b>	<b>0</b>	<b>0</b>	<b>0</b>	<b>52,041</b>	<b>21,681</b>	<b>0</b>	<b>0</b>	<b>442</b>	<b>363</b>	<b>52,483</b>	<b>22,044</b>
3.1 Training	0	0	0	0	15,407	9,003	0	0	0	0	15,407	9,003
3.2 Operations (OPTEMPO) (Fuel, Other POL, Parts)	0	0	0	0	343,709	258,418	0	0	81,981	81,981	425,690	340,399
3.3 Other Supplies & Equipment	0	0	0	0	53,546	31,290	0	0	56	56	53,602	31,346
3.4 Facilities/Base Support	0	0	0	0	24,717	421	0	0	0	0	24,717	421
3.5.1 Organization Level Maintenance	0	0	0	0	20,634	17,502	0	0	1,108	73	21,742	17,575
3.5.2 Intermediate Level Maintenance	0	0	0	0	9,113	5,106	0	0	0	0	9,113	5,106
3.5.3 Depot Level Maintenance	0	0	0	0	960,037	710,717	0	0	17,176	2,136	977,213	712,853
3.5.4 Contractor Logistics Support	0	0	0	0	2,273	2,111	0	0	0	0	2,273	2,111
3.6 (C4I)	0	0	0	0	13,383	5,047	0	0	0	0	13,383	5,047
3.7 Other Services and Miscellaneous Contracts	0	0	0	0	76,152	9,646	0	0	8,600	1,281	84,752	10,927
<b>3.0 Operating Support Sub-Total</b>	<b>0</b>	<b>0</b>	<b>0</b>	<b>0</b>	<b>1,518,971</b>	<b>1,049,261</b>	<b>0</b>	<b>0</b>	<b>108,921</b>	<b>85,527</b>	<b>1,627,892</b>	<b>1,134,788</b>
4.1 Airlift	0	0	0	0	73,823	18,389	0	0	596	596	74,419	18,985
4.2 Sealift	0	0	0	0	38,777	13,851	0	0	0	0	38,777	13,851
4.4 Port Handling/Inland Transportation	0	0	0	0	5,729	158	0	0	0	0	5,729	158
4.5 Other Transportation	0	0	0	0	22,880	156	0	0	0	0	22,880	156
4.6 Second Destination Transportation	0	0	0	0	1,551	95	0	0	0	0	1,551	95
4.7 MRAP Vehicles Transportation	0	0	0	0	50	0	0	0	0	0	50	0
<b>4.0 Transportation Sub-Total</b>	<b>0</b>	<b>0</b>	<b>0</b>	<b>0</b>	<b>142,810</b>	<b>32,649</b>	<b>0</b>	<b>0</b>	<b>596</b>	<b>596</b>	<b>143,406</b>	<b>33,245</b>
<b>Navy Reserve Total</b>	<b>0</b>	<b>0</b>	<b>0</b>	<b>0</b>	<b>13,116</b>	<b>222</b>	<b>0</b>	<b>0</b>	<b>0</b>	<b>0</b>	<b>13,116</b>	<b>222</b>
Operation and Maintenance, Navy Reserve												
2.4 Reserve Component Activation/Deactivation	0	0	0	0	319	167	0	0	0	0	319	167
<b>2.0 Personnel Support Sub-Total</b>	<b>0</b>	<b>0</b>	<b>0</b>	<b>0</b>	<b>319</b>	<b>167</b>	<b>0</b>	<b>0</b>	<b>0</b>	<b>0</b>	<b>319</b>	<b>167</b>
3.5.3 Depot Level Maintenance	0	0	0	0	12,780	51	0	0	0	0	12,780	51
<b>3.0 Operating Support Sub-Total</b>	<b>0</b>	<b>0</b>	<b>0</b>	<b>0</b>	<b>12,780</b>	<b>51</b>	<b>0</b>	<b>0</b>	<b>0</b>	<b>0</b>	<b>12,780</b>	<b>51</b>
4.6 Second Destination Transportation	0	0	0	0	17	4	0	0	0	0	17	4
<b>4.0 Transportation Sub-Total</b>	<b>0</b>	<b>0</b>	<b>0</b>	<b>0</b>	<b>17</b>	<b>4</b>	<b>0</b>	<b>0</b>	<b>0</b>	<b>0</b>	<b>17</b>	<b>4</b>

**COST OF WAR**  
**Operation and Maintenance (O&M) Summary Execution by Operation, Component, Appropriation and Cost Breakdown Structure (CBS)**  
**Fiscal Year 2007 - 2017**  
**(Amounts in Thousands)**  
**As of January 31, 2017**

Component and Appropriation	Operation New Dawn (OND) / Post-OND Iraq Activities		Operation Enduring Freedom		Operation Freedom's Sentinel		Operation Noble Eagle		Operation Inherent Resolve		Summary	
	Obligations Year to Date	Disbursements Year to Date	Obligations Year to Date	Disbursements Year to Date	Obligations Year to Date	Disbursements Year to Date	Obligations Year to Date	Disbursements Year to Date	Obligations Year to Date	Disbursements Year to Date	Obligations Year to Date	Disbursements Year to Date
<b>Marine Corps Total</b>	<b>-6,150</b>	<b>15,577</b>	<b>-1,962</b>	<b>-16,271</b>	<b>786,392</b>	<b>541,542</b>	<b>0</b>	<b>0</b>	<b>41,959</b>	<b>3,666</b>	<b>820,239</b>	<b>544,514</b>
<b>Marine Corps Active Total</b>	<b>-6,150</b>	<b>15,577</b>	<b>-1,955</b>	<b>-17,330</b>	<b>784,720</b>	<b>539,911</b>	<b>0</b>	<b>0</b>	<b>41,959</b>	<b>3,666</b>	<b>818,574</b>	<b>541,824</b>
Operation and Maintenance, Marine Corps												
1.1.5 Subsistence	0	0	0	0	0	268	0	0	0	0	0	268
1.2.1 Civilian Premium Pay	0	0	-9	-9	-1,617	-1,645	0	0	0	0	-1,626	-1,654
1.2.2 Civilian Temporary Hires	0	0	-1	1	-2,400	-2,882	0	0	0	0	-2,401	-2,881
<b>1.0 Personnel Sub-Total</b>	<b>0</b>	<b>0</b>	<b>-10</b>	<b>-8</b>	<b>-4,017</b>	<b>-4,259</b>	<b>0</b>	<b>0</b>	<b>0</b>	<b>0</b>	<b>-4,027</b>	<b>-4,267</b>
2.1 Temporary Duty (TDY)/Additional Duty (TAD)	9	10	-272	24,700	7,287	5,556	0	0	3,534	1,487	10,558	31,753
2.2 Clothing and Other Personnel Equipment & Supplies	0	0	-33	-1,288	27,379	29,906	0	0	0	0	27,346	28,618
2.2.1 Organizational Clothing	0	0	2	0	9,698	9,473	0	0	0	0	9,700	9,473
2.3 Medical Support/Health Services	0	0	69	-1	413	228	0	0	0	0	482	227
2.4 Reserve Component Activation/Deactivation	0	0	-5,457	-2	1,518	1,520	0	0	9	31	-3,930	1,549
2.5 Other Personnel Support	0	0	241	-424	14,391	7,825	0	0	0	0	14,632	7,401
<b>2.0 Personnel Support Sub-Total</b>	<b>9</b>	<b>10</b>	<b>-5,450</b>	<b>22,985</b>	<b>60,686</b>	<b>54,508</b>	<b>0</b>	<b>0</b>	<b>3,543</b>	<b>1,518</b>	<b>58,788</b>	<b>79,021</b>
3.1 Training	0	0	-23	-7,004	13,184	20,009	0	0	-1	1	13,160	13,006
3.2 Operations (OPTEMPO) (Fuel, Other POL, Parts)	0	0	-249	113	-38,621	6,127	0	0	-79,581	-442	-118,451	5,798
3.2.1 MRAP Vehicles Operation	0	0	-1	-11	0	111	0	0	0	0	-1	100
3.3 Other Supplies & Equipment	0	0	1,432	-2,332	35,798	40,402	0	0	-108	15	37,122	38,085
3.4 Facilities/Base Support	0	0	-3	137	37,632	37,662	0	0	0	0	37,629	37,799
3.4.1 MRAP Vehicles Facilities and Base Support	0	0	0	758	19,855	19,855	0	0	0	0	19,855	20,613
3.5.1 Organization Level Maintenance	0	0	-1	-360	-247	2,328	0	0	0	0	-248	1,968
3.5.2 Intermediate Level Maintenance	0	0	28	0	-209,732	-102,232	0	0	0	0	-209,704	-102,232
3.5.3 Depot Level Maintenance	-6,158	15,560	2,515	6,133	754,576	314,831	0	0	118,112	234	869,045	336,758
3.5.4 Contractor Logistics Support	0	0	-28	-6,016	11,145	21,438	0	0	0	0	11,117	15,422
3.5.6 MRAP Vehicles Equipment Maintenance	0	0	-1,244	-1,132	-170	4,448	0	0	0	0	-1,414	3,316
3.6 (C4)	0	0	-24	-2,929	8,767	5,788	0	0	0	0	8,743	2,859
3.7 Other Services and Miscellaneous Contracts	-1	7	-314	-27,232	115,828	141,961	0	0	-6	2,340	115,507	117,076
<b>3.0 Operating Support Sub-Total</b>	<b>-6,159</b>	<b>15,567</b>	<b>2,088</b>	<b>-39,875</b>	<b>748,015</b>	<b>512,728</b>	<b>0</b>	<b>0</b>	<b>38,416</b>	<b>2,148</b>	<b>782,360</b>	<b>490,568</b>
4.1 Airlift	0	0	0	0	3,347	3,301	0	0	0	0	3,347	3,301
4.2 Sealift	0	0	0	0	549	549	0	0	0	0	549	549
4.4 Port Handling/Inland Transportation	0	0	52	0	131	1,236	0	0	0	0	183	1,236
4.5 Other Transportation	0	0	-1,086	-16	-2,128	-2,660	0	0	0	0	-3,214	-2,676
4.6 Second Destination Transportation	0	0	2,451	-416	-21,858	-25,492	0	0	0	0	-19,407	-25,908

**COST OF WAR**  
**Operation and Maintenance (O&M) Summary Execution by Operation, Component, Appropriation and Cost Breakdown Structure (CBS)**  
**Fiscal Year 2007 - 2017**  
**(Amounts in Thousands)**  
**As of January 31, 2017**

Component and Appropriation	Operation New Dawn (OND) / Post-OND Iraq Activities		Operation Enduring Freedom		Operation Freedom's Sentinel		Operation Noble Eagle		Operation Inherent Resolve		Summary	
	Obligations Year to Date	Disbursements Year to Date	Obligations Year to Date	Disbursements Year to Date	Obligations Year to Date	Disbursements Year to Date	Obligations Year to Date	Disbursements Year to Date	Obligations Year to Date	Disbursements Year to Date	Obligations Year to Date	Disbursements Year to Date
4.8 Retrograde of Personnel and Equipment	0	0	0	0	-5	0	0	0	0	0	-5	0
<b>4.0 Transportation Sub-Total</b>	<b>0</b>	<b>0</b>	<b>1,417</b>	<b>-432</b>	<b>-19,964</b>	<b>-23,066</b>	<b>0</b>	<b>0</b>	<b>0</b>	<b>0</b>	<b>-18,547</b>	<b>-23,498</b>
<b>Marine Corps Reserve Total</b>	<b>0</b>	<b>0</b>	<b>-7</b>	<b>1,059</b>	<b>1,672</b>	<b>1,631</b>	<b>0</b>	<b>0</b>	<b>0</b>	<b>0</b>	<b>1,665</b>	<b>2,690</b>
Operation and Maintenance, USMC Reserve												
2.1 Temporary Duty (TDY)/Additional Duty (TAD)	0	0	1	898	1,641	1,175	0	0	0	0	1,642	2,073
2.2 Clothing and Other Personnel Equipment & Supplies	0	0	0	-43	26	70	0	0	0	0	26	27
2.4 Reserve Component Activation/Deactivation	0	0	0	0	12	9	0	0	0	0	12	9
<b>2.0 Personnel Support Sub-Total</b>	<b>0</b>	<b>0</b>	<b>1</b>	<b>855</b>	<b>1,679</b>	<b>1,254</b>	<b>0</b>	<b>0</b>	<b>0</b>	<b>0</b>	<b>1,680</b>	<b>2,109</b>
3.1 Training	0	0	-10	0	0	0	0	0	0	0	-10	0
3.2 Operations (OPTEMPO) (Fuel, Other POL, Parts)	0	0	2	2	-5	13	0	0	0	0	-3	15
3.6 (C4I)	0	0	0	0	-1	369	0	0	0	0	-1	369
3.7 Other Services and Miscellaneous Contracts	0	0	0	202	-1	-5	0	0	0	0	-1	197
<b>3.0 Operating Support Sub-Total</b>	<b>0</b>	<b>0</b>	<b>-8</b>	<b>204</b>	<b>-7</b>	<b>377</b>	<b>0</b>	<b>0</b>	<b>0</b>	<b>0</b>	<b>-15</b>	<b>581</b>
<b>Air Force Total</b>	<b>5,377</b>	<b>16,522</b>	<b>-21,805</b>	<b>53,124</b>	<b>1,984,663</b>	<b>1,676,503</b>	<b>2,484</b>	<b>2,430</b>	<b>510,881</b>	<b>542,359</b>	<b>2,481,600</b>	<b>2,290,938</b>
<b>Air Force Active Total</b>	<b>5,377</b>	<b>16,522</b>	<b>-21,805</b>	<b>53,124</b>	<b>1,948,742</b>	<b>1,671,676</b>	<b>2,484</b>	<b>2,430</b>	<b>510,881</b>	<b>542,359</b>	<b>2,445,679</b>	<b>2,286,111</b>
Operation and Maintenance, Air Force												
1.2.2 Civilian Temporary Hires	5	10	1	3	14,217	14,633	361	361	1,155	1,156	15,739	16,163
<b>1.0 Personnel Sub-Total</b>	<b>5</b>	<b>10</b>	<b>1</b>	<b>3</b>	<b>14,217</b>	<b>14,633</b>	<b>361</b>	<b>361</b>	<b>1,155</b>	<b>1,156</b>	<b>15,739</b>	<b>16,163</b>
2.1 Temporary Duty (TDY)/Additional Duty (TAD)	24	48	-38	334	71,749	56,974	432	296	7,167	3,991	79,334	61,643
2.2 Clothing and Other Personnel Equipment & Supplies	0	0	-176	-124	30	435	0	0	0	0	-146	311
2.3 Medical Support/Health Services	0	48	-2,722	53	8,420	10,985	-7	32	552	496	6,243	11,614
2.5 Other Personnel Support	0	14,707	-325	593	30,822	20,024	0	0	28,339	149	58,836	35,473
2.7 Body Armor	0	0	1,117	1,112	2,606	1,649	0	0	0	0	3,723	2,761
<b>2.0 Personnel Support Sub-Total</b>	<b>24</b>	<b>14,803</b>	<b>-2,144</b>	<b>1,968</b>	<b>113,627</b>	<b>90,067</b>	<b>425</b>	<b>328</b>	<b>36,058</b>	<b>4,636</b>	<b>147,990</b>	<b>111,802</b>
3.1 Training	0	0	-302	4	5,804	7,858	0	0	293	487	5,795	8,349
3.2 Operations (OPTEMPO) (Fuel, Other POL, Parts)	-8,336	-8,041	-63,553	-63,270	91,735	92,146	1,738	1,738	373,195	372,710	394,779	395,283
3.3 Other Supplies & Equipment	8,311	8,532	51,235	57,387	147,362	163,094	4	3	15,846	26,133	222,758	255,149
3.4 Facilities/Base Support	0	0	-6,381	6,691	55,436	66,991	25	0	3,882	10,066	52,962	83,748
3.5.3 Depot Level Maintenance	21	12	89,490	105,521	739,548	464,863	0	0	0	0	829,059	570,396
3.5.4 Contractor Logistics Support	0	0	-93	-93	0	0	0	0	0	0	-93	-93
3.6 (C4I)	-31	140	541,308	545,767	592,359	476,430	0	0	1,822	3,349	1,135,458	1,025,686
3.7 Other Services and Miscellaneous Contracts	7,080	452	-627,059	-601,766	-120,803	24,831	-69	0	12,906	61,650	-727,945	-514,833
<b>3.0 Operating Support Sub-Total</b>	<b>7,045</b>	<b>1,095</b>	<b>-15,355</b>	<b>50,241</b>	<b>1,511,441</b>	<b>1,296,213</b>	<b>1,698</b>	<b>1,741</b>	<b>407,944</b>	<b>474,395</b>	<b>1,912,773</b>	<b>1,823,685</b>

**COST OF WAR**  
**Operation and Maintenance (O&M) Summary Execution by Operation, Component, Appropriation and Cost Breakdown Structure (CBS)**  
**Fiscal Year 2007 - 2017**  
**(Amounts in Thousands)**  
**As of January 31, 2017**

Component and Appropriation	Operation New Dawn (OND) / Post-OND Iraq Activities		Operation Enduring Freedom		Operation Freedom's Sentinel		Operation Noble Eagle		Operation Inherent Resolve		Summary	
	Obligations Year to Date	Disbursements Year to Date	Obligations Year to Date	Disbursements Year to Date	Obligations Year to Date	Disbursements Year to Date	Obligations Year to Date	Disbursements Year to Date	Obligations Year to Date	Disbursements Year to Date	Obligations Year to Date	Disbursements Year to Date
4.1 Airlift	0	611	-2,606	832	238,283	223,170	0	0	62,488	56,391	298,165	281,004
4.2 Sealift	0	0	1	1	9	0	0	0	0	0	10	1
4.5 Other Transportation	-1,697	3	-1,702	79	68,851	46,934	0	0	2,398	2,057	67,850	49,073
4.8 Retrograde of Personnel and Equipment	0	0	0	0	2,314	659	0	0	292	475	2,606	1,134
<b>4.0 Transportation Sub-Total</b>	<b>-1,697</b>	<b>614</b>	<b>-4,307</b>	<b>912</b>	<b>309,457</b>	<b>270,763</b>	<b>0</b>	<b>0</b>	<b>65,178</b>	<b>58,923</b>	<b>368,631</b>	<b>331,212</b>
7.6.2 U.S. Trainer/Enabler	0	0	0	0	0	0	0	0	546	3,249	546	3,249
<b>7.0 Other Support Sub-Total</b>	<b>0</b>	<b>0</b>	<b>0</b>	<b>0</b>	<b>0</b>	<b>0</b>	<b>0</b>	<b>0</b>	<b>546</b>	<b>3,249</b>	<b>546</b>	<b>3,249</b>
<b>Air Force Reserve Total</b>	<b>0</b>	<b>0</b>	<b>0</b>	<b>0</b>	<b>33,415</b>	<b>3,543</b>	<b>0</b>	<b>0</b>	<b>0</b>	<b>0</b>	<b>33,415</b>	<b>3,543</b>
Operation and Maintenance, Air Force Reserve												
1.2.2 Civilian Temporary Hires	0	0	0	0	-3	-3	0	0	0	0	-3	-3
<b>1.0 Personnel Sub-Total</b>	<b>0</b>	<b>0</b>	<b>0</b>	<b>0</b>	<b>-3</b>	<b>-3</b>	<b>0</b>	<b>0</b>	<b>0</b>	<b>0</b>	<b>-3</b>	<b>-3</b>
2.1 Temporary Duty (TDY)/Additional Duty (TAD)	0	0	0	0	988	421	0	0	0	0	988	421
<b>2.0 Personnel Support Sub-Total</b>	<b>0</b>	<b>0</b>	<b>0</b>	<b>0</b>	<b>988</b>	<b>421</b>	<b>0</b>	<b>0</b>	<b>0</b>	<b>0</b>	<b>988</b>	<b>421</b>
3.3 Other Supplies & Equipment	0	0	0	0	52	27	0	0	0	0	52	27
3.4 Facilities/Base Support	0	0	0	0	843	15	0	0	0	0	843	15
3.5.3 Depot Level Maintenance	0	0	0	0	23,272	0	0	0	0	0	23,272	0
3.5.4 Contractor Logistics Support	0	0	0	0	8,263	3,083	0	0	0	0	8,263	3,083
<b>3.0 Operating Support Sub-Total</b>	<b>0</b>	<b>0</b>	<b>0</b>	<b>0</b>	<b>32,430</b>	<b>3,125</b>	<b>0</b>	<b>0</b>	<b>0</b>	<b>0</b>	<b>32,430</b>	<b>3,125</b>
<b>Air Force National Guard Total</b>	<b>0</b>	<b>0</b>	<b>0</b>	<b>0</b>	<b>2,506</b>	<b>1,284</b>	<b>0</b>	<b>0</b>	<b>0</b>	<b>0</b>	<b>2,506</b>	<b>1,284</b>
Operation and Maintenance, Air Natl Guard												
2.1 Temporary Duty (TDY)/Additional Duty (TAD)	0	0	0	0	168	93	0	0	0	0	168	93
<b>2.0 Personnel Support Sub-Total</b>	<b>0</b>	<b>0</b>	<b>0</b>	<b>0</b>	<b>168</b>	<b>93</b>	<b>0</b>	<b>0</b>	<b>0</b>	<b>0</b>	<b>168</b>	<b>93</b>
3.3 Other Supplies & Equipment	0	0	0	0	260	141	0	0	0	0	260	141
3.4 Facilities/Base Support	0	0	0	0	31	6	0	0	0	0	31	6
3.6 (C4I)	0	0	0	0	26	23	0	0	0	0	26	23
3.7 Other Services and Miscellaneous Contracts	0	0	0	0	2,021	1,021	0	0	0	0	2,021	1,021
<b>3.0 Operating Support Sub-Total</b>	<b>0</b>	<b>0</b>	<b>0</b>	<b>0</b>	<b>2,338</b>	<b>1,191</b>	<b>0</b>	<b>0</b>	<b>0</b>	<b>0</b>	<b>2,338</b>	<b>1,191</b>
<b>Defense Health Program Total</b>	<b>-661</b>	<b>-233</b>	<b>-197,621</b>	<b>-194,784</b>	<b>67,289</b>	<b>20,066</b>	<b>0</b>	<b>0</b>	<b>0</b>	<b>0</b>	<b>-130,993</b>	<b>-174,951</b>
Defense Health Program, Defense												
2.3 Medical Support/Health Services	-661	-233	-197,621	-194,784	67,289	20,066	0	0	0	0	-130,993	-174,951
<b>2.0 Personnel Support Sub-Total</b>	<b>-661</b>	<b>-233</b>	<b>-197,621</b>	<b>-194,784</b>	<b>67,289</b>	<b>20,066</b>	<b>0</b>	<b>0</b>	<b>0</b>	<b>0</b>	<b>-130,993</b>	<b>-174,951</b>
<b>Defense Agency Total</b>	<b>-4</b>	<b>1,554</b>	<b>-10,031</b>	<b>21,382</b>	<b>984,629</b>	<b>377,117</b>	<b>0</b>	<b>0</b>	<b>176,104</b>	<b>71,275</b>	<b>1,150,698</b>	<b>471,328</b>
Operation and Maintenance, Defense-Wide												

**COST OF WAR**  
**Operation and Maintenance (O&M) Summary Execution by Operation, Component, Appropriation and Cost Breakdown Structure (CBS)**  
**Fiscal Year 2007 - 2017**  
**(Amounts in Thousands)**  
**As of January 31, 2017**

Component and Appropriation	Operation New Dawn (OND) / Post-OND Iraq Activities		Operation Enduring Freedom		Operation Freedom's Sentinel		Operation Noble Eagle		Operation Inherent Resolve		Summary	
	Obligations Year to Date	Disbursements Year to Date	Obligations Year to Date	Disbursements Year to Date	Obligations Year to Date	Disbursements Year to Date	Obligations Year to Date	Disbursements Year to Date	Obligations Year to Date	Disbursements Year to Date	Obligations Year to Date	Disbursements Year to Date
1.2.1 Civilian Premium Pay	0	0	0	0	29,364	27,130	0	0	0	0	29,364	27,130
1.2.2 Civilian Temporary Hires	0	0	0	0	4,405	3,791	0	0	271	583	4,676	4,374
<b>1.0 Personnel Sub-Total</b>	<b>0</b>	<b>0</b>	<b>0</b>	<b>0</b>	<b>33,769</b>	<b>30,921</b>	<b>0</b>	<b>0</b>	<b>271</b>	<b>583</b>	<b>34,040</b>	<b>31,504</b>
2.1 Temporary Duty (TDY)/Additional Duty (TAD)	-2	-1	-81	27	56,705	28,367	0	0	1,678	980	58,300	29,373
2.2 Clothing and Other Personnel Equipment & Supplies	0	0	0	6	1,339	216	0	0	0	0	1,339	222
2.3 Medical Support/Health Services	0	0	-2	37	1,744	198	0	0	0	0	1,742	235
2.5 Other Personnel Support	0	1,450	-268	2,792	25,315	13,449	0	0	0	0	25,047	17,691
2.7 Body Armor	0	0	-16	0	0	0	0	0	0	0	-16	0
<b>2.0 Personnel Support Sub-Total</b>	<b>-2</b>	<b>1,449</b>	<b>-367</b>	<b>2,862</b>	<b>85,103</b>	<b>42,230</b>	<b>0</b>	<b>0</b>	<b>1,678</b>	<b>980</b>	<b>86,412</b>	<b>47,521</b>
3.1 Training	0	0	-321	531	9,244	2,081	0	0	703	0	9,626	2,612
3.2 Operations (OPTEMPO) (Fuel, Other POL, Parts)	0	0	5	797	47,730	10,403	0	0	30,326	29,269	78,061	40,469
3.3 Other Supplies & Equipment	0	91	233	10,109	33,939	14,599	0	0	8,969	423	43,141	25,222
3.4 Facilities/Base Support	0	0	-10	2	4,027	19	0	0	0	0	4,017	21
3.5.1 Organization Level Maintenance	0	0	0	0	17	0	0	0	0	0	17	0
3.5.2 Intermediate Level Maintenance	0	0	0	0	1,121	307	0	0	0	0	1,121	307
3.5.3 Depot Level Maintenance	0	0	25	6	4,844	0	0	0	0	0	4,869	6
3.5.4 Contractor Logistics Support	0	0	-980	3,841	91,365	36,121	0	0	21,693	1,869	112,078	41,831
3.5.6 MRAP Vehicles Equipment Maintenance	0	0	0	0	24,987	2,031	0	0	0	0	24,987	2,031
3.6 (C4)	0	0	-719	1,471	89,111	53,275	0	0	12,803	12,118	101,195	66,864
3.7 Other Services and Miscellaneous Contracts	-2	14	-7,726	1,723	352,604	81,009	0	0	32,106	2,607	376,982	85,353
3.9 Psychological Operations (Information Operations)	0	0	0	0	2,638	0	0	0	0	0	2,638	0
<b>3.0 Operating Support Sub-Total</b>	<b>-2</b>	<b>105</b>	<b>-9,493</b>	<b>18,480</b>	<b>661,627</b>	<b>199,845</b>	<b>0</b>	<b>0</b>	<b>106,600</b>	<b>46,286</b>	<b>758,732</b>	<b>264,716</b>
4.1 Airlift	0	0	-40	10	73,510	37,266	0	0	37,000	17,114	110,470	54,390
4.2 Sealift	0	0	-110	-107	200	0	0	0	0	0	90	-107
4.4 Port Handling/Inland Transportation	0	0	99	137	1,018	236	0	0	0	0	1,117	373
4.5 Other Transportation	0	0	-120	0	27,414	12,893	0	0	1,051	0	28,345	12,893
4.6 Second Destination Transportation	0	0	0	0	80	18	0	0	0	0	80	18
<b>4.0 Transportation Sub-Total</b>	<b>0</b>	<b>0</b>	<b>-171</b>	<b>40</b>	<b>102,222</b>	<b>50,413</b>	<b>0</b>	<b>0</b>	<b>38,051</b>	<b>17,114</b>	<b>140,102</b>	<b>67,567</b>
7.1.12 Jordan (OEF)	0	0	0	0	49,708	49,708	0	0	0	0	49,708	49,708
7.2.1 Transportation Support	0	0	0	0	12,000	4,000	0	0	0	0	12,000	4,000
7.2.2 Logistic Support	0	0	0	0	40,200	0	0	0	0	0	40,200	0
7.6.1 Trainee Equip/Support	0	0	0	0	0	0	0	0	22,823	2,702	22,823	2,702
7.6.2 U.S. Trainer/Enabler	0	0	0	0	0	0	0	0	6,681	3,610	6,681	3,610



**COST OF WAR**  
**Operation and Maintenance (O&M) Summary Execution by Operation, Component, Appropriation and Cost Breakdown Structure (CBS)**  
**Fiscal Year 2007 - 2017**  
**(Amounts in Thousands)**  
**As of January 31, 2017**

Component and Appropriation	Operation New Dawn (OND) / Post-OND Iraq Activities		Operation Enduring Freedom		Operation Freedom's Sentinel		Operation Noble Eagle		Operation Inherent Resolve		Summary	
	Obligations Year to Date	Disbursements Year to Date	Obligations Year to Date	Disbursements Year to Date	Obligations Year to Date	Disbursements Year to Date	Obligations Year to Date	Disbursements Year to Date	Obligations Year to Date	Disbursements Year to Date	Obligations Year to Date	Disbursements Year to Date
7.0 Other Support Sub-Total	0	0	0	0	101,908	53,708	0	0	29,504	6,312	131,412	60,020

**COST OF WAR**  
**Operation and Maintenance (O&M) Summary Execution by Operation and Cost Breakdown Structure (CBS)**  
**Beginning Fiscal Year - 2017**  
**(Amounts in Thousands)**  
**As of January 31, 2017**

CBS Summary	Operation New Dawn (OND) / Post-OND Iraq Activities		Operation Enduring Freedom		Operation Freedom's Sentinel		Operation Noble Eagle		Operation Inherent Resolve		Summary	
	Obligations Year to Date	Disbursements Year to Date	Obligations Year to Date	Disbursements Year to Date	Obligations Year to Date	Disbursements Year to Date	Obligations Year to Date	Disbursements Year to Date	Obligations Year to Date	Disbursements Year to Date	Obligations Year to Date	Disbursements Year to Date
<b>O&amp;M CBS Summary Total</b>	<b>0</b>	<b>0</b>	<b>0</b>	<b>0</b>	<b>8,741,438</b>	<b>2,902,234</b>	<b>12,521</b>	<b>4,360</b>	<b>1,344,304</b>	<b>665,316</b>	<b>10,098,263</b>	<b>3,571,910</b>
1.0 Personnel Costs	0	0	0	0	115,792	89,820	504	475	7,436	6,462	123,732	96,757
2.0 Personnel Support Costs	0	0	0	0	549,535	217,852	2,531	1,463	75,373	25,422	627,439	244,737
3.0 Operating Support Costs	0	0	0	0	6,704,858	2,035,491	9,397	2,394	1,046,037	575,290	7,760,292	2,613,175
4.0 Transportation Costs	0	0	0	0	869,359	311,221	89	28	101,749	48,050	971,197	359,299
7.0 Other Support Costs	0	0	0	0	501,894	247,850	0	0	113,709	10,092	615,603	257,942
1.2.1 Civilian Premium Pay	0	0	0	0	96,013	71,464	146	117	5,479	4,544	101,638	76,125
1.2.2 Civilian Temporary Hires	0	0	0	0	19,779	18,356	358	358	1,957	1,918	22,094	20,632
<b>1.0 Personnel Sub-Total</b>	<b>0</b>	<b>0</b>	<b>0</b>	<b>0</b>	<b>115,792</b>	<b>89,820</b>	<b>504</b>	<b>475</b>	<b>7,436</b>	<b>6,462</b>	<b>123,732</b>	<b>96,757</b>
2.1 Temporary Duty (TDY)/Additional Duty (TAD)	0	0	0	0	265,936	101,710	2,531	1,463	27,181	6,771	295,648	109,944
2.2 Clothing and Other Personnel Equipment & Supplies	0	0	0	0	65,762	5,051	0	0	34	33	65,796	5,084
2.3 Medical Support/Health Services	0	0	0	0	136,270	99,774	0	0	3,878	2,677	140,148	102,451
2.4 Reserve Component Activation/Deactivation	0	0	0	0	2,519	1,339	0	0	0	0	2,519	1,339
2.5 Other Personnel Support	0	0	0	0	77,330	9,157	0	0	44,280	15,941	121,610	25,098
2.6 Rest & Recreation	0	0	0	0	1,718	821	0	0	0	0	1,718	821
<b>2.0 Personnel Support Sub-Total</b>	<b>0</b>	<b>0</b>	<b>0</b>	<b>0</b>	<b>549,535</b>	<b>217,852</b>	<b>2,531</b>	<b>1,463</b>	<b>75,373</b>	<b>25,422</b>	<b>627,439</b>	<b>244,737</b>
3.1 Training	0	0	0	0	129,656	37,069	0	0	996	32	130,652	37,101
3.1.0 Care-in-Store	0	0	0	0	1,089	0	0	0	0	0	1,089	0
3.2 Operations (OPTEMPO) (Fuel, Other POL, Parts)	0	0	0	0	846,677	608,064	2,126	2,029	519,314	517,048	1,368,117	1,127,141
3.2.1 MRAP Vehicles Operation	0	0	0	0	18,958	2,701	0	0	0	0	18,958	2,701
3.3 Other Supplies & Equipment	0	0	0	0	371,145	140,556	269	57	117,496	28,998	488,910	169,611
3.4 Facilities/Base Support	0	0	0	0	400,401	26,420	2,715	209	14,670	2,819	417,786	29,448
3.5.1 Organization Level Maintenance	0	0	0	0	29,448	19,602	0	0	1,108	73	30,556	19,675
3.5.2 Intermediate Level Maintenance	0	0	0	0	153,987	35,165	0	0	0	0	153,987	35,165
3.5.3 Depot Level Maintenance	0	0	0	0	2,195,061	868,630	0	0	135,476	2,557	2,330,537	871,187
3.5.4 Contractor Logistics Support	0	0	0	0	347,346	36,153	3,689	60	30,388	2,084	381,423	38,297
3.5.6 MRAP Vehicles Equipment Maintenance	0	0	0	0	40,143	2,279	0	0	0	0	40,143	2,279
3.6 (C4I)	0	0	0	0	834,391	107,811	33	10	59,938	11,966	894,362	119,787
3.7 Other Services and Miscellaneous Contracts	0	0	0	0	1,296,241	151,041	565	29	166,651	9,713	1,463,457	160,783
3.9 Psychological Operations (Information Operations)	0	0	0	0	40,315	0	0	0	0	0	40,315	0
<b>3.0 Operating Support Sub-Total</b>	<b>0</b>	<b>0</b>	<b>0</b>	<b>0</b>	<b>6,704,858</b>	<b>2,035,491</b>	<b>9,397</b>	<b>2,394</b>	<b>1,046,037</b>	<b>575,290</b>	<b>7,760,292</b>	<b>2,613,175</b>
4.1 Airlift	0	0	0	0	448,323	208,502	0	0	97,740	46,511	546,063	255,013

**COST OF WAR**  
**Operation and Maintenance (O&M) Summary Execution by Operation and Cost Breakdown Structure (CBS)**  
**Beginning Fiscal Year - 2017**  
**(Amounts in Thousands)**  
**As of January 31, 2017**

	Operation New Dawn (OND) / Post-OND Iraq Activities		Operation Enduring Freedom		Operation Freedom's Sentinel		Operation Noble Eagle		Operation Inherent Resolve		Summary	
	Obligations Year to Date	Disbursements Year to Date	Obligations Year to Date	Disbursements Year to Date	Obligations Year to Date	Disbursements Year to Date	Obligations Year to Date	Disbursements Year to Date	Obligations Year to Date	Disbursements Year to Date	Obligations Year to Date	Disbursements Year to Date
<b>CBS Summary</b>												
4.2 Sealift	0	0	0	0	38,988	13,851	0	0	0	0	38,988	13,851
4.4 Port Handling/Inland Transportation	0	0	0	0	66,391	18,135	89	28	286	8	66,766	18,171
4.5 Other Transportation	0	0	0	0	126,442	24,072	0	0	3,431	1,239	129,873	25,311
4.6 Second Destination Transportation	0	0	0	0	186,942	46,254	0	0	0	0	186,942	46,254
4.7 MRAP Vehicles Transportation	0	0	0	0	50	0	0	0	0	0	50	0
4.8 Retrograde of Personnel and Equipment	0	0	0	0	2,223	407	0	0	292	292	2,515	699
<b>4.0 Transportation Sub-Total</b>	<b>0</b>	<b>0</b>	<b>0</b>	<b>0</b>	<b>869,359</b>	<b>311,221</b>	<b>89</b>	<b>28</b>	<b>101,749</b>	<b>48,050</b>	<b>971,197</b>	<b>359,299</b>
7.2.1 Transportation Support	0	0	0	0	12,000	4,000	0	0	0	0	12,000	4,000
7.2.2 Logistic Support	0	0	0	0	40,200	0	0	0	0	0	40,200	0
7.3.02 Defense Forces Sustainment	0	0	0	0	363,217	183,091	0	0	0	0	363,217	183,091
7.3.03 Defense Forces Infrastructure	0	0	0	0	4,743	0	0	0	0	0	4,743	0
7.3.05 Defense Forces Training and Operations	0	0	0	0	9,463	9,463	0	0	0	0	9,463	9,463
7.3.07 Interior Forces Sustainment	0	0	0	0	60,948	47,235	0	0	0	0	60,948	47,235
7.3.10 Interior Forces Training and Operations	0	0	0	0	10,815	10,815	0	0	0	0	10,815	10,815
7.3.20 Other	0	0	0	0	0	-7,255	0	0	0	0	0	-7,255
7.4.1 Afghanistan (CERP)	0	0	0	0	508	501	0	0	0	0	508	501
7.6.1 Trainee Equip/Support	0	0	0	0	0	0	0	0	49,238	3,974	49,238	3,974
7.6.2 U.S. Trainer/Enabler	0	0	0	0	0	0	0	0	17,658	6,118	17,658	6,118
7.7.1 Defense Forces	0	0	0	0	0	0	0	0	46,813	0	46,813	0
<b>7.0 Other Support Sub-Total</b>	<b>0</b>	<b>0</b>	<b>0</b>	<b>0</b>	<b>501,894</b>	<b>247,850</b>	<b>0</b>	<b>0</b>	<b>113,709</b>	<b>10,092</b>	<b>615,603</b>	<b>257,942</b>

**COST OF WAR**  
**Operation and Maintenance (O&M) Summary Execution by Operation, Component, and Cost Breakdown Structure (CBS)**  
**Beginning Fiscal Year - 2017**  
**(Amounts in Thousands)**  
**As of January 31, 2017**

Component	Operation New Dawn (OND) / Post-OND Iraq Activities		Operation Enduring Freedom		Operation Freedom's Sentinel		Operation Noble Eagle		Operation Inherent Resolve		Summary	
	Obligations Year To Date	Disbursements Year To Date	Obligations Year To Date	Disbursements Year To Date	Obligations Year To Date	Disbursements Year To Date	Obligations Year To Date	Disbursements Year To Date	Obligations Year To Date	Disbursements Year To Date	Obligations Year To Date	Disbursements Year To Date
<b>Grand Total</b>	<b>0</b>	<b>0</b>	<b>0</b>	<b>0</b>	<b>8,741,438</b>	<b>2,902,234</b>	<b>12,521</b>	<b>4,360</b>	<b>1,344,304</b>	<b>665,316</b>	<b>10,098,263</b>	<b>3,571,910</b>
<b>Army Total</b>	<b>0</b>	<b>0</b>	<b>0</b>	<b>0</b>	<b>3,830,582</b>	<b>939,262</b>	<b>9,987</b>	<b>2,013</b>	<b>507,160</b>	<b>91,170</b>	<b>4,347,729</b>	<b>1,032,445</b>
1.2.1 Civilian Premium Pay	0	0	0	0	36,223	17,612	146	117	5,479	4,544	41,848	22,273
1.2.2 Civilian Temporary Hires	0	0	0	0	368	367	0	0	185	185	553	552
<b>1.0 Personnel Sub-Total</b>	<b>0</b>	<b>0</b>	<b>0</b>	<b>0</b>	<b>36,591</b>	<b>17,979</b>	<b>146</b>	<b>117</b>	<b>5,664</b>	<b>4,729</b>	<b>42,401</b>	<b>22,825</b>
2.1 Temporary Duty (TDY)/Additional Duty (TAD)	0	0	0	0	80,753	21,757	2,122	1,215	14,822	2,025	97,697	24,997
2.2 Clothing and Other Personnel Equipment & Supplies	0	0	0	0	63,457	4,341	0	0	0	0	63,457	4,341
2.3 Medical Support/Health Services	0	0	0	0	9,319	7,082	0	0	3,336	2,258	12,655	9,340
2.4 Reserve Component Activation/Deactivation	0	0	0	0	2,187	1,163	0	0	0	0	2,187	1,163
2.5 Other Personnel Support	0	0	0	0	7,977	1,688	0	0	15,941	15,941	23,918	17,629
2.6 Rest & Recreation	0	0	0	0	1,718	821	0	0	0	0	1,718	821
<b>2.0 Personnel Support Sub-Total</b>	<b>0</b>	<b>0</b>	<b>0</b>	<b>0</b>	<b>165,411</b>	<b>36,852</b>	<b>2,122</b>	<b>1,215</b>	<b>34,099</b>	<b>20,224</b>	<b>201,632</b>	<b>58,291</b>
3.1 Training	0	0	0	0	89,092	25,228	0	0	0	0	89,092	25,228
3.1.0 Care-in-Store	0	0	0	0	1,089	0	0	0	0	0	1,089	0
3.2 Operations (OPTEMPO) (Fuel, Other POL, Parts)	0	0	0	0	351,091	237,730	387	290	112,320	32,423	463,798	270,443
3.2.1 MRAP Vehicles Operation	0	0	0	0	18,958	2,701	0	0	0	0	18,958	2,701
3.3 Other Supplies & Equipment	0	0	0	0	157,665	58,498	266	55	93,301	18,841	251,232	77,394
3.4 Facilities/Base Support	0	0	0	0	313,029	7,111	2,690	209	10,794	2,407	326,513	9,727
3.5.1 Organization Level Maintenance	0	0	0	0	8,779	2,085	0	0	0	0	8,779	2,085
3.5.2 Intermediate Level Maintenance	0	0	0	0	142,194	28,836	0	0	0	0	142,194	28,836
3.5.3 Depot Level Maintenance	0	0	0	0	461,876	38,044	0	0	188	187	462,064	38,231
3.5.4 Contractor Logistics Support	0	0	0	0	246,457	24,927	3,689	60	8,695	215	258,841	25,202
3.5.6 MRAP Vehicles Equipment Maintenance	0	0	0	0	14,989	241	0	0	0	0	14,989	241
3.6 (C4I)	0	0	0	0	427,969	47,252	33	10	45,313	8,360	473,315	55,622
3.7 Other Services and Miscellaneous Contracts	0	0	0	0	626,668	75,505	565	29	112,372	62	739,605	75,596
3.9 Psychological Operations (Information Operations)	0	0	0	0	37,677	0	0	0	0	0	37,677	0
<b>3.0 Operating Support Sub-Total</b>	<b>0</b>	<b>0</b>	<b>0</b>	<b>0</b>	<b>2,897,533</b>	<b>548,158</b>	<b>7,630</b>	<b>653</b>	<b>382,983</b>	<b>62,495</b>	<b>3,288,146</b>	<b>611,306</b>
4.1 Airlift	0	0	0	0	48,255	28,526	0	0	0	0	48,255	28,526
4.4 Port Handling/Inland Transportation	0	0	0	0	59,644	17,746	89	28	286	8	60,019	17,782
4.5 Other Transportation	0	0	0	0	160	1	0	0	0	0	160	1
4.6 Second Destination Transportation	0	0	0	0	173,294	46,150	0	0	0	0	173,294	46,150
<b>4.0 Transportation Sub-Total</b>	<b>0</b>	<b>0</b>	<b>0</b>	<b>0</b>	<b>281,353</b>	<b>92,423</b>	<b>89</b>	<b>28</b>	<b>286</b>	<b>8</b>	<b>281,728</b>	<b>92,459</b>
7.3.02 Defense Forces Sustainment	0	0	0	0	363,217	183,091	0	0	0	0	363,217	183,091

**COST OF WAR**  
**Operation and Maintenance (O&M) Summary Execution by Operation, Component, and Cost Breakdown Structure (CBS)**  
**Beginning Fiscal Year - 2017**  
**(Amounts in Thousands)**  
**As of January 31, 2017**

Component	Operation New Dawn (OND) / Post-OND Iraq Activities		Operation Enduring Freedom		Operation Freedom's Sentinel		Operation Noble Eagle		Operation Inherent Resolve		Summary	
	Obligations Year To Date	Disbursements Year To Date	Obligations Year To Date	Disbursements Year To Date	Obligations Year To Date	Disbursements Year To Date	Obligations Year To Date	Disbursements Year To Date	Obligations Year To Date	Disbursements Year To Date	Obligations Year To Date	Disbursements Year To Date
7.3.03 Defense Forces Infrastructure	0	0	0	0	4,743	0	0	0	0	0	4,743	0
7.3.05 Defense Forces Training and Operations	0	0	0	0	9,463	9,463	0	0	0	0	9,463	9,463
7.3.07 Interior Forces Sustainment	0	0	0	0	60,948	47,235	0	0	0	0	60,948	47,235
7.3.10 Interior Forces Training and Operations	0	0	0	0	10,815	10,815	0	0	0	0	10,815	10,815
7.3.20 Other	0	0	0	0	0	-7,255	0	0	0	0	0	-7,255
7.4.1 Afghanistan (CERP)	0	0	0	0	508	501	0	0	0	0	508	501
7.6.1 Trainee Equip/Support	0	0	0	0	0	0	0	0	26,415	1,272	26,415	1,272
7.6.2 U.S. Trainer/Enabler	0	0	0	0	0	0	0	0	10,900	2,442	10,900	2,442
7.7.1 Defense Forces	0	0	0	0	0	0	0	0	46,813	0	46,813	0
<b>7.0 Other Support Sub-Total</b>	<b>0</b>	<b>0</b>	<b>0</b>	<b>0</b>	<b>449,694</b>	<b>243,850</b>	<b>0</b>	<b>0</b>	<b>84,128</b>	<b>3,714</b>	<b>533,822</b>	<b>247,564</b>
<b>Navy/Marine Corps Total</b>	<b>0</b>	<b>0</b>	<b>0</b>	<b>0</b>	<b>1,855,671</b>	<b>1,151,498</b>	<b>0</b>	<b>0</b>	<b>151,913</b>	<b>87,541</b>	<b>2,007,584</b>	<b>1,239,039</b>
<b>Navy Total</b>	<b>0</b>	<b>0</b>	<b>0</b>	<b>0</b>	<b>1,757,289</b>	<b>1,133,844</b>	<b>0</b>	<b>0</b>	<b>109,959</b>	<b>86,486</b>	<b>1,867,248</b>	<b>1,220,330</b>
1.2.1 Civilian Premium Pay	0	0	0	0	30,234	29,930	0	0	0	0	30,234	29,930
1.2.2 Civilian Temporary Hires	0	0	0	0	117	101	0	0	0	0	117	101
<b>1.0 Personnel Sub-Total</b>	<b>0</b>	<b>0</b>	<b>0</b>	<b>0</b>	<b>30,351</b>	<b>30,031</b>	<b>0</b>	<b>0</b>	<b>0</b>	<b>0</b>	<b>30,351</b>	<b>30,031</b>
2.1 Temporary Duty (TDY)/Additional Duty (TAD)	0	0	0	0	48,177	20,304	0	0	408	330	48,585	20,634
2.2 Clothing and Other Personnel Equipment & Supplies	0	0	0	0	319	195	0	0	34	33	353	228
2.3 Medical Support/Health Services	0	0	0	0	235	84	0	0	0	0	235	84
2.4 Reserve Component Activation/Deactivation	0	0	0	0	319	167	0	0	0	0	319	167
2.5 Other Personnel Support	0	0	0	0	3,310	1,098	0	0	0	0	3,310	1,098
<b>2.0 Personnel Support Sub-Total</b>	<b>0</b>	<b>0</b>	<b>0</b>	<b>0</b>	<b>52,360</b>	<b>21,848</b>	<b>0</b>	<b>0</b>	<b>442</b>	<b>363</b>	<b>52,802</b>	<b>22,211</b>
3.1 Training	0	0	0	0	15,407	9,003	0	0	0	0	15,407	9,003
3.2 Operations (OPTEMPO) (Fuel, Other POL, Parts)	0	0	0	0	343,709	258,418	0	0	81,981	81,981	425,690	340,399
3.3 Other Supplies & Equipment	0	0	0	0	53,546	31,290	0	0	56	56	53,602	31,346
3.4 Facilities/Base Support	0	0	0	0	24,717	421	0	0	0	0	24,717	421
3.5.1 Organization Level Maintenance	0	0	0	0	20,634	17,502	0	0	1,108	73	21,742	17,575
3.5.2 Intermediate Level Maintenance	0	0	0	0	9,113	5,106	0	0	0	0	9,113	5,106
3.5.3 Depot Level Maintenance	0	0	0	0	972,817	710,768	0	0	17,176	2,136	989,993	712,904
3.5.4 Contractor Logistics Support	0	0	0	0	2,273	2,111	0	0	0	0	2,273	2,111
3.6 (C4I)	0	0	0	0	13,383	5,047	0	0	0	0	13,383	5,047
3.7 Other Services and Miscellaneous Contracts	0	0	0	0	76,152	9,646	0	0	8,600	1,281	84,752	10,927
<b>3.0 Operating Support Sub-Total</b>	<b>0</b>	<b>0</b>	<b>0</b>	<b>0</b>	<b>1,531,751</b>	<b>1,049,312</b>	<b>0</b>	<b>0</b>	<b>108,921</b>	<b>85,527</b>	<b>1,640,672</b>	<b>1,134,839</b>
4.1 Airlift	0	0	0	0	73,823	18,389	0	0	596	596	74,419	18,985

**COST OF WAR**  
**Operation and Maintenance (O&M) Summary Execution by Operation, Component, and Cost Breakdown Structure (CBS)**  
**Beginning Fiscal Year - 2017**  
**(Amounts in Thousands)**  
**As of January 31, 2017**

Component	Operation New Dawn (OND) / Post-OND Iraq Activities		Operation Enduring Freedom		Operation Freedom's Sentinel		Operation Noble Eagle		Operation Inherent Resolve		Summary	
	Obligations Year To Date	Disbursements Year To Date	Obligations Year To Date	Disbursements Year To Date	Obligations Year To Date	Disbursements Year To Date	Obligations Year To Date	Disbursements Year To Date	Obligations Year To Date	Disbursements Year To Date	Obligations Year To Date	Disbursements Year To Date
4.2 Sealift	0	0	0	0	38,777	13,851	0	0	0	0	38,777	13,851
4.4 Port Handling/Inland Transportation	0	0	0	0	5,729	158	0	0	0	0	5,729	158
4.5 Other Transportation	0	0	0	0	22,880	156	0	0	0	0	22,880	156
4.6 Second Destination Transportation	0	0	0	0	1,568	99	0	0	0	0	1,568	99
4.7 MRAP Vehicles Transportation	0	0	0	0	50	0	0	0	0	0	50	0
<b>4.0 Transportation Sub-Total</b>	<b>0</b>	<b>0</b>	<b>0</b>	<b>0</b>	<b>142,827</b>	<b>32,653</b>	<b>0</b>	<b>0</b>	<b>596</b>	<b>596</b>	<b>143,423</b>	<b>33,249</b>
<b>Marine Corps Total</b>	<b>0</b>	<b>0</b>	<b>0</b>	<b>0</b>	<b>98,382</b>	<b>17,654</b>	<b>0</b>	<b>0</b>	<b>41,954</b>	<b>1,055</b>	<b>140,336</b>	<b>18,709</b>
1.2.1 Civilian Premium Pay	0	0	0	0	199	170	0	0	0	0	199	170
1.2.2 Civilian Temporary Hires	0	0	0	0	47	45	0	0	0	0	47	45
<b>1.0 Personnel Sub-Total</b>	<b>0</b>	<b>0</b>	<b>0</b>	<b>0</b>	<b>246</b>	<b>215</b>	<b>0</b>	<b>0</b>	<b>0</b>	<b>0</b>	<b>246</b>	<b>215</b>
2.1 Temporary Duty (TDY)/Additional Duty (TAD)	0	0	0	0	8,317	3,742	0	0	3,492	1,279	11,809	5,021
2.2 Clothing and Other Personnel Equipment & Supplies	0	0	0	0	248	26	0	0	0	0	248	26
2.3 Medical Support/Health Services	0	0	0	0	458	111	0	0	0	0	458	111
2.4 Reserve Component Activation/Deactivation	0	0	0	0	13	9	0	0	0	0	13	9
2.5 Other Personnel Support	0	0	0	0	9,698	1,888	0	0	0	0	9,698	1,888
<b>2.0 Personnel Support Sub-Total</b>	<b>0</b>	<b>0</b>	<b>0</b>	<b>0</b>	<b>18,734</b>	<b>5,776</b>	<b>0</b>	<b>0</b>	<b>3,492</b>	<b>1,279</b>	<b>22,226</b>	<b>7,055</b>
3.1 Training	0	0	0	0	10,133	730	0	0	0	0	10,133	730
3.2 Operations (OPTEMPO) (Fuel, Other POL, Parts)	0	0	0	0	1,040	790	0	0	-79,571	-460	-78,531	330
3.3 Other Supplies & Equipment	0	0	0	0	122	115	0	0	-79	2	43	117
3.4 Facilities/Base Support	0	0	0	0	87	6	0	0	0	0	87	6
3.5.1 Organization Level Maintenance	0	0	0	0	18	15	0	0	0	0	18	15
3.5.2 Intermediate Level Maintenance	0	0	0	0	1,559	916	0	0	0	0	1,559	916
3.5.3 Depot Level Maintenance	0	0	0	0	15,495	658	0	0	118,112	234	133,607	892
3.5.4 Contractor Logistics Support	0	0	0	0	1,969	0	0	0	0	0	1,969	0
3.5.6 MRAP Vehicles Equipment Maintenance	0	0	0	0	167	7	0	0	0	0	167	7
3.6 (C4I)	0	0	0	0	24	0	0	0	0	0	24	0
3.7 Other Services and Miscellaneous Contracts	0	0	0	0	35,563	7,941	0	0	0	0	35,563	7,941
<b>3.0 Operating Support Sub-Total</b>	<b>0</b>	<b>0</b>	<b>0</b>	<b>0</b>	<b>66,177</b>	<b>11,178</b>	<b>0</b>	<b>0</b>	<b>38,462</b>	<b>-224</b>	<b>104,639</b>	<b>10,954</b>
4.1 Airlift	0	0	0	0	64	20	0	0	0	0	64	20
4.5 Other Transportation	0	0	0	0	1,161	465	0	0	0	0	1,161	465
4.6 Second Destination Transportation	0	0	0	0	12,000	0	0	0	0	0	12,000	0
<b>4.0 Transportation Sub-Total</b>	<b>0</b>	<b>0</b>	<b>0</b>	<b>0</b>	<b>13,225</b>	<b>485</b>	<b>0</b>	<b>0</b>	<b>0</b>	<b>0</b>	<b>13,225</b>	<b>485</b>
<b>Air Force Total</b>	<b>0</b>	<b>0</b>	<b>0</b>	<b>0</b>	<b>2,011,536</b>	<b>555,480</b>	<b>2,534</b>	<b>2,347</b>	<b>508,521</b>	<b>424,420</b>	<b>2,522,591</b>	<b>982,247</b>

**COST OF WAR**  
**Operation and Maintenance (O&M) Summary Execution by Operation, Component, and Cost Breakdown Structure (CBS)**  
**Beginning Fiscal Year - 2017**  
**(Amounts in Thousands)**  
**As of January 31, 2017**

Component	Operation New Dawn (OND) / Post-OND Iraq Activities		Operation Enduring Freedom		Operation Freedom's Sentinel		Operation Noble Eagle		Operation Inherent Resolve		Summary	
	Obligations Year To Date	Disbursements Year To Date	Obligations Year To Date	Disbursements Year To Date	Obligations Year To Date	Disbursements Year To Date	Obligations Year To Date	Disbursements Year To Date	Obligations Year To Date	Disbursements Year To Date	Obligations Year To Date	Disbursements Year To Date
1.2.2 Civilian Temporary Hires	0	0	0	0	14,453	14,052	358	358	1,155	1,150	15,966	15,560
<b>1.0 Personnel Sub-Total</b>	<b>0</b>	<b>0</b>	<b>0</b>	<b>0</b>	<b>14,453</b>	<b>14,052</b>	<b>358</b>	<b>358</b>	<b>1,155</b>	<b>1,150</b>	<b>15,966</b>	<b>15,560</b>
2.1 Temporary Duty (TDY)/Additional Duty (TAD)	0	0	0	0	71,807	29,000	409	248	6,585	2,157	78,801	31,405
2.2 Clothing and Other Personnel Equipment & Supplies	0	0	0	0	399	286	0	0	0	0	399	286
2.3 Medical Support/Health Services	0	0	0	0	8,606	4,383	0	0	542	419	9,148	4,802
2.5 Other Personnel Support	0	0	0	0	31,028	83	0	0	28,339	0	59,367	83
<b>2.0 Personnel Support Sub-Total</b>	<b>0</b>	<b>0</b>	<b>0</b>	<b>0</b>	<b>111,840</b>	<b>33,752</b>	<b>409</b>	<b>248</b>	<b>35,466</b>	<b>2,576</b>	<b>147,715</b>	<b>36,576</b>
3.1 Training	0	0	0	0	5,780	596	0	0	293	32	6,073	628
3.2 Operations (OPTEMPO) (Fuel, Other POL, Parts)	0	0	0	0	103,272	102,948	1,739	1,739	374,258	373,835	479,269	478,522
3.3 Other Supplies & Equipment	0	0	0	0	125,730	42,320	3	2	15,249	9,676	140,982	51,998
3.4 Facilities/Base Support	0	0	0	0	58,541	18,863	25	0	3,876	412	62,442	19,275
3.5.3 Depot Level Maintenance	0	0	0	0	740,029	119,160	0	0	0	0	740,029	119,160
3.5.4 Contractor Logistics Support	0	0	0	0	8,263	3,083	0	0	0	0	8,263	3,083
3.6 (C4I)	0	0	0	0	307,596	45,708	0	0	1,822	578	309,418	46,286
3.7 Other Services and Miscellaneous Contracts	0	0	0	0	206,068	21,729	0	0	13,509	5,763	219,577	27,492
<b>3.0 Operating Support Sub-Total</b>	<b>0</b>	<b>0</b>	<b>0</b>	<b>0</b>	<b>1,555,279</b>	<b>354,407</b>	<b>1,767</b>	<b>1,741</b>	<b>409,007</b>	<b>390,296</b>	<b>1,966,053</b>	<b>746,444</b>
4.1 Airlift	0	0	0	0	252,910	142,302	0	0	60,144	28,801	313,054	171,103
4.2 Sealift	0	0	0	0	11	0	0	0	0	0	11	0
4.5 Other Transportation	0	0	0	0	74,820	10,560	0	0	2,380	1,239	77,200	11,799
4.8 Retrograde of Personnel and Equipment	0	0	0	0	2,223	407	0	0	292	292	2,515	699
<b>4.0 Transportation Sub-Total</b>	<b>0</b>	<b>0</b>	<b>0</b>	<b>0</b>	<b>329,964</b>	<b>153,269</b>	<b>0</b>	<b>0</b>	<b>62,816</b>	<b>30,332</b>	<b>392,780</b>	<b>183,601</b>
7.6.2 U.S. Trainer/Enabler	0	0	0	0	0	0	0	0	77	66	77	66
<b>7.0 Other Support Sub-Total</b>	<b>0</b>	<b>0</b>	<b>0</b>	<b>0</b>	<b>0</b>	<b>0</b>	<b>0</b>	<b>0</b>	<b>77</b>	<b>66</b>	<b>77</b>	<b>66</b>
<b>Defense Health Program Total</b>	<b>0</b>	<b>0</b>	<b>0</b>	<b>0</b>	<b>115,909</b>	<b>87,930</b>	<b>0</b>	<b>0</b>	<b>0</b>	<b>0</b>	<b>115,909</b>	<b>87,930</b>
2.3 Medical Support/Health Services	0	0	0	0	115,909	87,930	0	0	0	0	115,909	87,930
<b>2.0 Personnel Support Sub-Total</b>	<b>0</b>	<b>0</b>	<b>0</b>	<b>0</b>	<b>115,909</b>	<b>87,930</b>	<b>0</b>	<b>0</b>	<b>0</b>	<b>0</b>	<b>115,909</b>	<b>87,930</b>
<b>Defense Agency Total</b>	<b>0</b>	<b>0</b>	<b>0</b>	<b>0</b>	<b>927,740</b>	<b>168,064</b>	<b>0</b>	<b>0</b>	<b>176,710</b>	<b>62,185</b>	<b>1,104,450</b>	<b>230,249</b>
1.2.1 Civilian Premium Pay	0	0	0	0	29,357	23,752	0	0	0	0	29,357	23,752
1.2.2 Civilian Temporary Hires	0	0	0	0	4,794	3,791	0	0	617	583	5,411	4,374
<b>1.0 Personnel Sub-Total</b>	<b>0</b>	<b>0</b>	<b>0</b>	<b>0</b>	<b>34,151</b>	<b>27,543</b>	<b>0</b>	<b>0</b>	<b>617</b>	<b>583</b>	<b>34,768</b>	<b>28,126</b>
2.1 Temporary Duty (TDY)/Additional Duty (TAD)	0	0	0	0	56,882	26,907	0	0	1,874	980	58,756	27,887
2.2 Clothing and Other Personnel Equipment & Supplies	0	0	0	0	1,339	203	0	0	0	0	1,339	203
2.3 Medical Support/Health Services	0	0	0	0	1,743	184	0	0	0	0	1,743	184

**COST OF WAR**  
**Operation and Maintenance (O&M) Summary Execution by Operation, Component, and Cost Breakdown Structure (CBS)**  
**Beginning Fiscal Year - 2017**  
**(Amounts in Thousands)**  
**As of January 31, 2017**

Component	Operation New Dawn (OND) / Post-OND Iraq Activities		Operation Enduring Freedom		Operation Freedom's Sentinel		Operation Noble Eagle		Operation Inherent Resolve		Summary	
	Obligations Year To Date	Disbursements Year To Date	Obligations Year To Date	Disbursements Year To Date	Obligations Year To Date	Disbursements Year To Date	Obligations Year To Date	Disbursements Year To Date	Obligations Year To Date	Disbursements Year To Date	Obligations Year To Date	Disbursements Year To Date
2.5 Other Personnel Support	0	0	0	0	25,317	4,400	0	0	0	0	25,317	4,400
<b>2.0 Personnel Support Sub-Total</b>	<b>0</b>	<b>0</b>	<b>0</b>	<b>0</b>	<b>85,281</b>	<b>31,694</b>	<b>0</b>	<b>0</b>	<b>1,874</b>	<b>980</b>	<b>87,155</b>	<b>32,674</b>
3.1 Training	0	0	0	0	9,244	1,512	0	0	703	0	9,947	1,512
3.2 Operations (OPTEMPO) (Fuel, Other POL, Parts)	0	0	0	0	47,565	8,178	0	0	30,326	29,269	77,891	37,447
3.3 Other Supplies & Equipment	0	0	0	0	34,082	8,333	0	0	8,969	423	43,051	8,756
3.4 Facilities/Base Support	0	0	0	0	4,027	19	0	0	0	0	4,027	19
3.5.1 Organization Level Maintenance	0	0	0	0	17	0	0	0	0	0	17	0
3.5.2 Intermediate Level Maintenance	0	0	0	0	1,121	307	0	0	0	0	1,121	307
3.5.3 Depot Level Maintenance	0	0	0	0	4,844	0	0	0	0	0	4,844	0
3.5.4 Contractor Logistics Support	0	0	0	0	88,384	6,032	0	0	21,693	1,869	110,077	7,901
3.5.6 MRAP Vehicles Equipment Maintenance	0	0	0	0	24,987	2,031	0	0	0	0	24,987	2,031
3.6 (C4)	0	0	0	0	85,419	9,804	0	0	12,803	3,028	98,222	12,832
3.7 Other Services and Miscellaneous Contracts	0	0	0	0	351,790	36,220	0	0	32,170	2,607	383,960	38,827
3.9 Psychological Operations (Information Operations)	0	0	0	0	2,638	0	0	0	0	0	2,638	0
<b>3.0 Operating Support Sub-Total</b>	<b>0</b>	<b>0</b>	<b>0</b>	<b>0</b>	<b>654,118</b>	<b>72,436</b>	<b>0</b>	<b>0</b>	<b>106,664</b>	<b>37,196</b>	<b>760,782</b>	<b>109,632</b>
4.1 Airlift	0	0	0	0	73,271	19,265	0	0	37,000	17,114	110,271	36,379
4.2 Sealift	0	0	0	0	200	0	0	0	0	0	200	0
4.4 Port Handling/Inland Transportation	0	0	0	0	1,018	231	0	0	0	0	1,018	231
4.5 Other Transportation	0	0	0	0	27,421	12,890	0	0	1,051	0	28,472	12,890
4.6 Second Destination Transportation	0	0	0	0	80	5	0	0	0	0	80	5
<b>4.0 Transportation Sub-Total</b>	<b>0</b>	<b>0</b>	<b>0</b>	<b>0</b>	<b>101,990</b>	<b>32,391</b>	<b>0</b>	<b>0</b>	<b>38,051</b>	<b>17,114</b>	<b>140,041</b>	<b>49,505</b>
7.2.1 Transportation Support	0	0	0	0	12,000	4,000	0	0	0	0	12,000	4,000
7.2.2 Logistic Support	0	0	0	0	40,200	0	0	0	0	0	40,200	0
7.6.1 Trainee Equip/Support	0	0	0	0	0	0	0	0	22,823	2,702	22,823	2,702
7.6.2 U.S. Trainer/Enabler	0	0	0	0	0	0	0	0	6,681	3,610	6,681	3,610
<b>7.0 Other Support Sub-Total</b>	<b>0</b>	<b>0</b>	<b>0</b>	<b>0</b>	<b>52,200</b>	<b>4,000</b>	<b>0</b>	<b>0</b>	<b>29,504</b>	<b>6,312</b>	<b>81,704</b>	<b>10,312</b>



**COST OF WAR**  
**Operation and Maintenance (O&M) Summary Execution by Operation, Component, Appropriation and Cost Breakdown Structure (CBS)**  
**Beginning Fiscal Year - 2017**  
**(Amounts in Thousands)**  
**As of January 31, 2017**

Component and Appropriation	Operation New Dawn (OND) / Post-OND Iraq Activities		Operation Enduring Freedom		Operation Freedom's Sentinel		Operation Noble Eagle		Operation Inherent Resolve		Summary	
	Obligations Year to Date	Disbursements Year to Date	Obligations Year to Date	Disbursements Year to Date	Obligations Year to Date	Disbursements Year to Date	Obligations Year to Date	Disbursements Year to Date	Obligations Year to Date	Disbursements Year to Date	Obligations Year to Date	Disbursements Year to Date
<b>Grand Total</b>	<b>0</b>	<b>0</b>	<b>0</b>	<b>0</b>	<b>8,741,438</b>	<b>2,902,234</b>	<b>12,521</b>	<b>4,360</b>	<b>1,344,304</b>	<b>665,316</b>	<b>10,098,263</b>	<b>3,571,910</b>
<b>Army Total</b>	<b>0</b>	<b>0</b>	<b>0</b>	<b>0</b>	<b>3,830,582</b>	<b>939,262</b>	<b>9,987</b>	<b>2,013</b>	<b>507,160</b>	<b>91,170</b>	<b>4,347,729</b>	<b>1,032,445</b>
<b>Army Active Total</b>	<b>0</b>	<b>0</b>	<b>0</b>	<b>0</b>	<b>3,814,060</b>	<b>934,270</b>	<b>9,987</b>	<b>2,013</b>	<b>507,160</b>	<b>91,170</b>	<b>4,331,207</b>	<b>1,027,453</b>
Operation and Maintenance, Army												
1.2.1 Civilian Premium Pay	0	0	0	0	36,196	17,589	146	117	5,479	4,544	41,821	22,250
1.2.2 Civilian Temporary Hires	0	0	0	0	368	367	0	0	185	185	553	552
<b>1.0 Personnel Sub-Total</b>	<b>0</b>	<b>0</b>	<b>0</b>	<b>0</b>	<b>36,564</b>	<b>17,956</b>	<b>146</b>	<b>117</b>	<b>5,664</b>	<b>4,729</b>	<b>42,374</b>	<b>22,802</b>
2.1 Temporary Duty (TDY)/Additional Duty (TAD)	0	0	0	0	78,872	20,704	2,122	1,215	14,822	2,025	95,816	23,944
2.2 Clothing and Other Personnel Equipment & Supplies	0	0	0	0	63,398	4,341	0	0	0	0	63,398	4,341
2.3 Medical Support/Health Services	0	0	0	0	9,292	7,070	0	0	3,336	2,258	12,628	9,328
2.5 Other Personnel Support	0	0	0	0	6,021	1,095	0	0	15,941	15,941	21,962	17,036
2.6 Rest & Recreation	0	0	0	0	1,718	821	0	0	0	0	1,718	821
<b>2.0 Personnel Support Sub-Total</b>	<b>0</b>	<b>0</b>	<b>0</b>	<b>0</b>	<b>159,301</b>	<b>34,031</b>	<b>2,122</b>	<b>1,215</b>	<b>34,099</b>	<b>20,224</b>	<b>195,522</b>	<b>55,470</b>
3.1 Training	0	0	0	0	89,043	25,209	0	0	0	0	89,043	25,209
3.1.0 Care-in-Store	0	0	0	0	1,089	0	0	0	0	0	1,089	0
3.2 Operations (OPTEMPO) (Fuel, Other POL, Parts)	0	0	0	0	348,777	236,839	387	290	112,320	32,423	461,484	269,552
3.2.1 MRAP Vehicles Operation	0	0	0	0	18,958	2,701	0	0	0	0	18,958	2,701
3.3 Other Supplies & Equipment	0	0	0	0	155,276	58,029	266	55	93,301	18,841	248,843	76,925
3.4 Facilities/Base Support	0	0	0	0	312,714	6,982	2,690	209	10,794	2,407	326,198	9,598
3.5.1 Organization Level Maintenance	0	0	0	0	8,779	2,085	0	0	0	0	8,779	2,085
3.5.2 Intermediate Level Maintenance	0	0	0	0	142,194	28,836	0	0	0	0	142,194	28,836
3.5.3 Depot Level Maintenance	0	0	0	0	461,876	38,044	0	0	188	187	462,064	38,231
3.5.4 Contractor Logistics Support	0	0	0	0	246,457	24,927	3,689	60	8,695	215	258,841	25,202
3.5.6 MRAP Vehicles Equipment Maintenance	0	0	0	0	14,989	241	0	0	0	0	14,989	241
3.6 (C4I)	0	0	0	0	426,095	46,956	33	10	45,313	8,360	471,441	55,326
3.7 Other Services and Miscellaneous Contracts	0	0	0	0	623,526	75,281	565	29	112,372	62	736,463	75,372
3.9 Psychological Operations (Information Operations)	0	0	0	0	37,677	0	0	0	0	0	37,677	0
<b>3.0 Operating Support Sub-Total</b>	<b>0</b>	<b>0</b>	<b>0</b>	<b>0</b>	<b>2,887,450</b>	<b>546,130</b>	<b>7,630</b>	<b>653</b>	<b>382,983</b>	<b>62,495</b>	<b>3,278,063</b>	<b>609,278</b>
4.1 Airlift	0	0	0	0	48,255	28,526	0	0	0	0	48,255	28,526
4.4 Port Handling/Inland Transportation	0	0	0	0	59,342	17,626	89	28	286	8	59,717	17,662
4.5 Other Transportation	0	0	0	0	160	1	0	0	0	0	160	1
4.6 Second Destination Transportation	0	0	0	0	173,294	46,150	0	0	0	0	173,294	46,150
<b>4.0 Transportation Sub-Total</b>	<b>0</b>	<b>0</b>	<b>0</b>	<b>0</b>	<b>281,051</b>	<b>92,303</b>	<b>89</b>	<b>28</b>	<b>286</b>	<b>8</b>	<b>281,426</b>	<b>92,339</b>

**COST OF WAR**  
**Operation and Maintenance (O&M) Summary Execution by Operation, Component, Appropriation and Cost Breakdown Structure (CBS)**  
**Beginning Fiscal Year - 2017**  
**(Amounts in Thousands)**  
**As of January 31, 2017**

Component and Appropriation	Operation New Dawn (OND) / Post-OND Iraq Activities		Operation Enduring Freedom		Operation Freedom's Sentinel		Operation Noble Eagle		Operation Inherent Resolve		Summary	
	Obligations Year to Date	Disbursements Year to Date	Obligations Year to Date	Disbursements Year to Date	Obligations Year to Date	Disbursements Year to Date	Obligations Year to Date	Disbursements Year to Date	Obligations Year to Date	Disbursements Year to Date	Obligations Year to Date	Disbursements Year to Date
7.4.1 Afghanistan (CERP)	0	0	0	0	508	501	0	0	0	0	508	501
7.6.1 Trainee Equip/Support	0	0	0	0	0	0	0	0	26,415	1,272	26,415	1,272
7.6.2 U.S. Trainer/Enabler	0	0	0	0	0	0	0	0	10,900	2,442	10,900	2,442
<b>7.0 Other Support Sub-Total</b>	<b>0</b>	<b>0</b>	<b>0</b>	<b>0</b>	<b>508</b>	<b>501</b>	<b>0</b>	<b>0</b>	<b>37,315</b>	<b>3,714</b>	<b>37,823</b>	<b>4,215</b>
Afghanistan Security Forces Fund, Army												
7.3.02 Defense Forces Sustainment	0	0	0	0	363,217	183,091	0	0	0	0	363,217	183,091
7.3.03 Defense Forces Infrastructure	0	0	0	0	4,743	0	0	0	0	0	4,743	0
7.3.05 Defense Forces Training and Operations	0	0	0	0	9,463	9,463	0	0	0	0	9,463	9,463
7.3.07 Interior Forces Sustainment	0	0	0	0	60,948	47,235	0	0	0	0	60,948	47,235
7.3.10 Interior Forces Training and Operations	0	0	0	0	10,815	10,815	0	0	0	0	10,815	10,815
7.3.20 Other	0	0	0	0	0	-7,255	0	0	0	0	0	-7,255
<b>7.0 Other Support Sub-Total</b>	<b>0</b>	<b>0</b>	<b>0</b>	<b>0</b>	<b>449,186</b>	<b>243,349</b>	<b>0</b>	<b>0</b>	<b>0</b>	<b>0</b>	<b>449,186</b>	<b>243,349</b>
Iraq Train and Equip Fund												
7.7.1 Defense Forces	0	0	0	0	0	0	0	0	46,813	0	46,813	0
<b>7.0 Other Support Sub-Total</b>	<b>0</b>	<b>0</b>	<b>0</b>	<b>0</b>	<b>0</b>	<b>0</b>	<b>0</b>	<b>0</b>	<b>46,813</b>	<b>0</b>	<b>46,813</b>	<b>0</b>
<b>Army Reserve Total</b>	<b>0</b>	<b>0</b>	<b>0</b>	<b>0</b>	<b>3,708</b>	<b>1,509</b>	<b>0</b>	<b>0</b>	<b>0</b>	<b>0</b>	<b>3,708</b>	<b>1,509</b>
Operation and Maintenance, Army Reserve												
2.1 Temporary Duty (TDY)/Additional Duty (TAD)	0	0	0	0	1,851	1,032	0	0	0	0	1,851	1,032
2.5 Other Personnel Support	0	0	0	0	1,506	465	0	0	0	0	1,506	465
<b>2.0 Personnel Support Sub-Total</b>	<b>0</b>	<b>0</b>	<b>0</b>	<b>0</b>	<b>3,357</b>	<b>1,497</b>	<b>0</b>	<b>0</b>	<b>0</b>	<b>0</b>	<b>3,357</b>	<b>1,497</b>
3.3 Other Supplies & Equipment	0	0	0	0	27	12	0	0	0	0	27	12
3.7 Other Services and Miscellaneous Contracts	0	0	0	0	293	0	0	0	0	0	293	0
<b>3.0 Operating Support Sub-Total</b>	<b>0</b>	<b>0</b>	<b>0</b>	<b>0</b>	<b>320</b>	<b>12</b>	<b>0</b>	<b>0</b>	<b>0</b>	<b>0</b>	<b>320</b>	<b>12</b>
4.4 Port Handling/Inland Transportation	0	0	0	0	31	0	0	0	0	0	31	0
<b>4.0 Transportation Sub-Total</b>	<b>0</b>	<b>0</b>	<b>0</b>	<b>0</b>	<b>31</b>	<b>0</b>	<b>0</b>	<b>0</b>	<b>0</b>	<b>0</b>	<b>31</b>	<b>0</b>
<b>Army National Guard Total</b>	<b>0</b>	<b>0</b>	<b>0</b>	<b>0</b>	<b>12,814</b>	<b>3,483</b>	<b>0</b>	<b>0</b>	<b>0</b>	<b>0</b>	<b>12,814</b>	<b>3,483</b>
Operation and Maintenance, Army Natl Guard												
1.2.1 Civilian Premium Pay	0	0	0	0	27	23	0	0	0	0	27	23
<b>1.0 Personnel Sub-Total</b>	<b>0</b>	<b>0</b>	<b>0</b>	<b>0</b>	<b>27</b>	<b>23</b>	<b>0</b>	<b>0</b>	<b>0</b>	<b>0</b>	<b>27</b>	<b>23</b>
2.1 Temporary Duty (TDY)/Additional Duty (TAD)	0	0	0	0	30	21	0	0	0	0	30	21
2.2 Clothing and Other Personnel Equipment & Supplies	0	0	0	0	59	0	0	0	0	0	59	0
2.3 Medical Support/Health Services	0	0	0	0	27	12	0	0	0	0	27	12
2.4 Reserve Component Activation/Deactivation	0	0	0	0	2,187	1,163	0	0	0	0	2,187	1,163

**COST OF WAR**  
**Operation and Maintenance (O&M) Summary Execution by Operation, Component, Appropriation and Cost Breakdown Structure (CBS)**  
**Beginning Fiscal Year - 2017**  
**(Amounts in Thousands)**  
**As of January 31, 2017**

Component and Appropriation	Operation New Dawn (OND) / Post-OND Iraq Activities		Operation Enduring Freedom		Operation Freedom's Sentinel		Operation Noble Eagle		Operation Inherent Resolve		Summary	
	Obligations Year to Date	Disbursements Year to Date	Obligations Year to Date	Disbursements Year to Date	Obligations Year to Date	Disbursements Year to Date	Obligations Year to Date	Disbursements Year to Date	Obligations Year to Date	Disbursements Year to Date	Obligations Year to Date	Disbursements Year to Date
2.5 Other Personnel Support	0	0	0	0	450	128	0	0	0	0	450	128
<b>2.0 Personnel Support Sub-Total</b>	<b>0</b>	<b>0</b>	<b>0</b>	<b>0</b>	<b>2,753</b>	<b>1,324</b>	<b>0</b>	<b>0</b>	<b>0</b>	<b>0</b>	<b>2,753</b>	<b>1,324</b>
3.1 Training	0	0	0	0	49	19	0	0	0	0	49	19
3.2 Operations (OPTEMPO) (Fuel, Other POL, Parts)	0	0	0	0	2,314	891	0	0	0	0	2,314	891
3.3 Other Supplies & Equipment	0	0	0	0	2,362	457	0	0	0	0	2,362	457
3.4 Facilities/Base Support	0	0	0	0	315	129	0	0	0	0	315	129
3.6 (C4I)	0	0	0	0	1,874	296	0	0	0	0	1,874	296
3.7 Other Services and Miscellaneous Contracts	0	0	0	0	2,849	224	0	0	0	0	2,849	224
<b>3.0 Operating Support Sub-Total</b>	<b>0</b>	<b>0</b>	<b>0</b>	<b>0</b>	<b>9,763</b>	<b>2,016</b>	<b>0</b>	<b>0</b>	<b>0</b>	<b>0</b>	<b>9,763</b>	<b>2,016</b>
4.4 Port Handling/Inland Transportation	0	0	0	0	271	120	0	0	0	0	271	120
<b>4.0 Transportation Sub-Total</b>	<b>0</b>	<b>0</b>	<b>0</b>	<b>0</b>	<b>271</b>	<b>120</b>	<b>0</b>	<b>0</b>	<b>0</b>	<b>0</b>	<b>271</b>	<b>120</b>
<b>Navy/Marine Corps Total</b>	<b>0</b>	<b>0</b>	<b>0</b>	<b>0</b>	<b>1,855,671</b>	<b>1,151,498</b>	<b>0</b>	<b>0</b>	<b>151,913</b>	<b>87,541</b>	<b>2,007,584</b>	<b>1,239,039</b>
<b>Navy Total</b>	<b>0</b>	<b>0</b>	<b>0</b>	<b>0</b>	<b>1,757,289</b>	<b>1,133,844</b>	<b>0</b>	<b>0</b>	<b>109,959</b>	<b>86,486</b>	<b>1,867,248</b>	<b>1,220,330</b>
<b>Navy Active Total</b>	<b>0</b>	<b>0</b>	<b>0</b>	<b>0</b>	<b>1,744,173</b>	<b>1,133,622</b>	<b>0</b>	<b>0</b>	<b>109,959</b>	<b>86,486</b>	<b>1,854,132</b>	<b>1,220,108</b>
Operation and Maintenance, Navy												
1.2.1 Civilian Premium Pay	0	0	0	0	30,234	29,930	0	0	0	0	30,234	29,930
1.2.2 Civilian Temporary Hires	0	0	0	0	117	101	0	0	0	0	117	101
<b>1.0 Personnel Sub-Total</b>	<b>0</b>	<b>0</b>	<b>0</b>	<b>0</b>	<b>30,351</b>	<b>30,031</b>	<b>0</b>	<b>0</b>	<b>0</b>	<b>0</b>	<b>30,351</b>	<b>30,031</b>
2.1 Temporary Duty (TDY)/Additional Duty (TAD)	0	0	0	0	48,177	20,304	0	0	408	330	48,585	20,634
2.2 Clothing and Other Personnel Equipment & Supplies	0	0	0	0	319	195	0	0	34	33	353	228
2.3 Medical Support/Health Services	0	0	0	0	235	84	0	0	0	0	235	84
2.5 Other Personnel Support	0	0	0	0	3,310	1,098	0	0	0	0	3,310	1,098
<b>2.0 Personnel Support Sub-Total</b>	<b>0</b>	<b>0</b>	<b>0</b>	<b>0</b>	<b>52,041</b>	<b>21,681</b>	<b>0</b>	<b>0</b>	<b>442</b>	<b>363</b>	<b>52,483</b>	<b>22,044</b>
3.1 Training	0	0	0	0	15,407	9,003	0	0	0	0	15,407	9,003
3.2 Operations (OPTEMPO) (Fuel, Other POL, Parts)	0	0	0	0	343,709	258,418	0	0	81,981	81,981	425,690	340,399
3.3 Other Supplies & Equipment	0	0	0	0	53,546	31,290	0	0	56	56	53,602	31,346
3.4 Facilities/Base Support	0	0	0	0	24,717	421	0	0	0	0	24,717	421
3.5.1 Organization Level Maintenance	0	0	0	0	20,634	17,502	0	0	1,108	73	21,742	17,575
3.5.2 Intermediate Level Maintenance	0	0	0	0	9,113	5,106	0	0	0	0	9,113	5,106
3.5.3 Depot Level Maintenance	0	0	0	0	960,037	710,717	0	0	17,176	2,136	977,213	712,853
3.5.4 Contractor Logistics Support	0	0	0	0	2,273	2,111	0	0	0	0	2,273	2,111
3.6 (C4I)	0	0	0	0	13,383	5,047	0	0	0	0	13,383	5,047
3.7 Other Services and Miscellaneous Contracts	0	0	0	0	76,152	9,646	0	0	8,600	1,281	84,752	10,927

**COST OF WAR**  
**Operation and Maintenance (O&M) Summary Execution by Operation, Component, Appropriation and Cost Breakdown Structure (CBS)**  
**Beginning Fiscal Year - 2017**  
**(Amounts in Thousands)**  
**As of January 31, 2017**

Component and Appropriation	Operation New Dawn (OND) / Post-OND Iraq Activities		Operation Enduring Freedom		Operation Freedom's Sentinel		Operation Noble Eagle		Operation Inherent Resolve		Summary	
	Obligations Year to Date	Disbursements Year to Date	Obligations Year to Date	Disbursements Year to Date	Obligations Year to Date	Disbursements Year to Date	Obligations Year to Date	Disbursements Year to Date	Obligations Year to Date	Disbursements Year to Date	Obligations Year to Date	Disbursements Year to Date
<b>3.0 Operating Support Sub-Total</b>	<b>0</b>	<b>0</b>	<b>0</b>	<b>0</b>	<b>1,518,971</b>	<b>1,049,261</b>	<b>0</b>	<b>0</b>	<b>108,921</b>	<b>85,527</b>	<b>1,627,892</b>	<b>1,134,788</b>
4.1 Airlift	0	0	0	0	73,823	18,389	0	0	596	596	74,419	18,985
4.2 Sealift	0	0	0	0	38,777	13,851	0	0	0	0	38,777	13,851
4.4 Port Handling/Inland Transportation	0	0	0	0	5,729	158	0	0	0	0	5,729	158
4.5 Other Transportation	0	0	0	0	22,880	156	0	0	0	0	22,880	156
4.6 Second Destination Transportation	0	0	0	0	1,551	95	0	0	0	0	1,551	95
4.7 MRAP Vehicles Transportation	0	0	0	0	50	0	0	0	0	0	50	0
<b>4.0 Transportation Sub-Total</b>	<b>0</b>	<b>0</b>	<b>0</b>	<b>0</b>	<b>142,810</b>	<b>32,649</b>	<b>0</b>	<b>0</b>	<b>596</b>	<b>596</b>	<b>143,406</b>	<b>33,245</b>
<b>Navy Reserve Total</b>	<b>0</b>	<b>0</b>	<b>0</b>	<b>0</b>	<b>13,116</b>	<b>222</b>	<b>0</b>	<b>0</b>	<b>0</b>	<b>0</b>	<b>13,116</b>	<b>222</b>
Operation and Maintenance, Navy Reserve												
2.4 Reserve Component Activation/Deactivation	0	0	0	0	319	167	0	0	0	0	319	167
<b>2.0 Personnel Support Sub-Total</b>	<b>0</b>	<b>0</b>	<b>0</b>	<b>0</b>	<b>319</b>	<b>167</b>	<b>0</b>	<b>0</b>	<b>0</b>	<b>0</b>	<b>319</b>	<b>167</b>
3.5.3 Depot Level Maintenance	0	0	0	0	12,780	51	0	0	0	0	12,780	51
<b>3.0 Operating Support Sub-Total</b>	<b>0</b>	<b>0</b>	<b>0</b>	<b>0</b>	<b>12,780</b>	<b>51</b>	<b>0</b>	<b>0</b>	<b>0</b>	<b>0</b>	<b>12,780</b>	<b>51</b>
4.6 Second Destination Transportation	0	0	0	0	17	4	0	0	0	0	17	4
<b>4.0 Transportation Sub-Total</b>	<b>0</b>	<b>0</b>	<b>0</b>	<b>0</b>	<b>17</b>	<b>4</b>	<b>0</b>	<b>0</b>	<b>0</b>	<b>0</b>	<b>17</b>	<b>4</b>
<b>Marine Corps Total</b>	<b>0</b>	<b>0</b>	<b>0</b>	<b>0</b>	<b>98,382</b>	<b>17,654</b>	<b>0</b>	<b>0</b>	<b>41,954</b>	<b>1,055</b>	<b>140,336</b>	<b>18,709</b>
<b>Marine Corps Active Total</b>	<b>0</b>	<b>0</b>	<b>0</b>	<b>0</b>	<b>96,674</b>	<b>16,467</b>	<b>0</b>	<b>0</b>	<b>41,954</b>	<b>1,055</b>	<b>138,628</b>	<b>17,522</b>
Operation and Maintenance, Marine Corps												
1.2.1 Civilian Premium Pay	0	0	0	0	199	170	0	0	0	0	199	170
1.2.2 Civilian Temporary Hires	0	0	0	0	47	45	0	0	0	0	47	45
<b>1.0 Personnel Sub-Total</b>	<b>0</b>	<b>0</b>	<b>0</b>	<b>0</b>	<b>246</b>	<b>215</b>	<b>0</b>	<b>0</b>	<b>0</b>	<b>0</b>	<b>246</b>	<b>215</b>
2.1 Temporary Duty (TDY)/Additional Duty (TAD)	0	0	0	0	6,648	2,590	0	0	3,492	1,279	10,140	3,869
2.2 Clothing and Other Personnel Equipment & Supplies	0	0	0	0	222	0	0	0	0	0	222	0
2.3 Medical Support/Health Services	0	0	0	0	458	111	0	0	0	0	458	111
2.5 Other Personnel Support	0	0	0	0	9,698	1,888	0	0	0	0	9,698	1,888
<b>2.0 Personnel Support Sub-Total</b>	<b>0</b>	<b>0</b>	<b>0</b>	<b>0</b>	<b>17,026</b>	<b>4,589</b>	<b>0</b>	<b>0</b>	<b>3,492</b>	<b>1,279</b>	<b>20,518</b>	<b>5,868</b>
3.1 Training	0	0	0	0	10,133	730	0	0	0	0	10,133	730
3.2 Operations (OPTEMPO) (Fuel, Other POL, Parts)	0	0	0	0	1,040	790	0	0	-79,571	-460	-78,531	330
3.3 Other Supplies & Equipment	0	0	0	0	122	115	0	0	-79	2	43	117
3.4 Facilities/Base Support	0	0	0	0	87	6	0	0	0	0	87	6
3.5.1 Organization Level Maintenance	0	0	0	0	18	15	0	0	0	0	18	15
3.5.2 Intermediate Level Maintenance	0	0	0	0	1,559	916	0	0	0	0	1,559	916

**COST OF WAR**  
**Operation and Maintenance (O&M) Summary Execution by Operation, Component, Appropriation and Cost Breakdown Structure (CBS)**  
**Beginning Fiscal Year - 2017**  
**(Amounts in Thousands)**  
**As of January 31, 2017**

Component and Appropriation	Operation New Dawn (OND) / Post-OND Iraq Activities		Operation Enduring Freedom		Operation Freedom's Sentinel		Operation Noble Eagle		Operation Inherent Resolve		Summary	
	Obligations Year to Date	Disbursements Year to Date	Obligations Year to Date	Disbursements Year to Date	Obligations Year to Date	Disbursements Year to Date	Obligations Year to Date	Disbursements Year to Date	Obligations Year to Date	Disbursements Year to Date	Obligations Year to Date	Disbursements Year to Date
3.5.3 Depot Level Maintenance	0	0	0	0	15,495	658	0	0	118,112	234	133,607	892
3.5.4 Contractor Logistics Support	0	0	0	0	1,969	0	0	0	0	0	1,969	0
3.5.6 MRAP Vehicles Equipment Maintenance	0	0	0	0	167	7	0	0	0	0	167	7
3.6 (C4I)	0	0	0	0	24	0	0	0	0	0	24	0
3.7 Other Services and Miscellaneous Contracts	0	0	0	0	35,563	7,941	0	0	0	0	35,563	7,941
<b>3.0 Operating Support Sub-Total</b>	<b>0</b>	<b>0</b>	<b>0</b>	<b>0</b>	<b>66,177</b>	<b>11,178</b>	<b>0</b>	<b>0</b>	<b>38,462</b>	<b>-224</b>	<b>104,639</b>	<b>10,954</b>
4.1 Airlift	0	0	0	0	64	20	0	0	0	0	64	20
4.5 Other Transportation	0	0	0	0	1,161	465	0	0	0	0	1,161	465
4.6 Second Destination Transportation	0	0	0	0	12,000	0	0	0	0	0	12,000	0
<b>4.0 Transportation Sub-Total</b>	<b>0</b>	<b>0</b>	<b>0</b>	<b>0</b>	<b>13,225</b>	<b>485</b>	<b>0</b>	<b>0</b>	<b>0</b>	<b>0</b>	<b>13,225</b>	<b>485</b>
<b>Marine Corps Reserve Total</b>	<b>0</b>	<b>0</b>	<b>0</b>	<b>0</b>	<b>1,708</b>	<b>1,187</b>	<b>0</b>	<b>0</b>	<b>0</b>	<b>0</b>	<b>1,708</b>	<b>1,187</b>
Operation and Maintenance, USMC Reserve												
2.1 Temporary Duty (TDY)/Additional Duty (TAD)	0	0	0	0	1,669	1,152	0	0	0	0	1,669	1,152
2.2 Clothing and Other Personnel Equipment & Supplies	0	0	0	0	26	26	0	0	0	0	26	26
2.4 Reserve Component Activation/Deactivation	0	0	0	0	13	9	0	0	0	0	13	9
<b>2.0 Personnel Support Sub-Total</b>	<b>0</b>	<b>0</b>	<b>0</b>	<b>0</b>	<b>1,708</b>	<b>1,187</b>	<b>0</b>	<b>0</b>	<b>0</b>	<b>0</b>	<b>1,708</b>	<b>1,187</b>
<b>Air Force Total</b>	<b>0</b>	<b>0</b>	<b>0</b>	<b>0</b>	<b>2,011,536</b>	<b>555,480</b>	<b>2,534</b>	<b>2,347</b>	<b>508,521</b>	<b>424,420</b>	<b>2,522,591</b>	<b>982,247</b>
<b>Air Force Active Total</b>	<b>0</b>	<b>0</b>	<b>0</b>	<b>0</b>	<b>1,976,840</b>	<b>551,259</b>	<b>2,534</b>	<b>2,347</b>	<b>508,521</b>	<b>424,420</b>	<b>2,487,895</b>	<b>978,026</b>
Operation and Maintenance, Air Force												
1.2.2 Civilian Temporary Hires	0	0	0	0	14,453	14,052	358	358	1,155	1,150	15,966	15,560
<b>1.0 Personnel Sub-Total</b>	<b>0</b>	<b>0</b>	<b>0</b>	<b>0</b>	<b>14,453</b>	<b>14,052</b>	<b>358</b>	<b>358</b>	<b>1,155</b>	<b>1,150</b>	<b>15,966</b>	<b>15,560</b>
2.1 Temporary Duty (TDY)/Additional Duty (TAD)	0	0	0	0	70,721	28,545	409	248	6,585	2,157	77,715	30,950
2.2 Clothing and Other Personnel Equipment & Supplies	0	0	0	0	399	286	0	0	0	0	399	286
2.3 Medical Support/Health Services	0	0	0	0	8,606	4,383	0	0	542	419	9,148	4,802
2.5 Other Personnel Support	0	0	0	0	31,028	83	0	0	28,339	0	59,367	83
<b>2.0 Personnel Support Sub-Total</b>	<b>0</b>	<b>0</b>	<b>0</b>	<b>0</b>	<b>110,754</b>	<b>33,297</b>	<b>409</b>	<b>248</b>	<b>35,466</b>	<b>2,576</b>	<b>146,629</b>	<b>36,121</b>
3.1 Training	0	0	0	0	5,780	596	0	0	293	32	6,073	628
3.2 Operations (OPTEMPO) (Fuel, Other POL, Parts)	0	0	0	0	103,272	102,948	1,739	1,739	374,258	373,835	479,269	478,522
3.3 Other Supplies & Equipment	0	0	0	0	125,476	42,200	3	2	15,249	9,676	140,728	51,878
3.4 Facilities/Base Support	0	0	0	0	57,670	18,846	25	0	3,876	412	61,571	19,258
3.5.3 Depot Level Maintenance	0	0	0	0	716,757	119,160	0	0	0	0	716,757	119,160
3.6 (C4I)	0	0	0	0	307,595	45,686	0	0	1,822	578	309,417	46,264
3.7 Other Services and Miscellaneous Contracts	0	0	0	0	205,119	21,205	0	0	13,509	5,763	218,628	26,968

**COST OF WAR**  
**Operation and Maintenance (O&M) Summary Execution by Operation, Component, Appropriation and Cost Breakdown Structure (CBS)**  
**Beginning Fiscal Year - 2017**  
**(Amounts in Thousands)**  
**As of January 31, 2017**

Component and Appropriation	Operation New Dawn (OND) / Post-OND Iraq Activities		Operation Enduring Freedom		Operation Freedom's Sentinel		Operation Noble Eagle		Operation Inherent Resolve		Summary	
	Obligations Year to Date	Disbursements Year to Date	Obligations Year to Date	Disbursements Year to Date	Obligations Year to Date	Disbursements Year to Date	Obligations Year to Date	Disbursements Year to Date	Obligations Year to Date	Disbursements Year to Date	Obligations Year to Date	Disbursements Year to Date
<b>3.0 Operating Support Sub-Total</b>	<b>0</b>	<b>0</b>	<b>0</b>	<b>0</b>	<b>1,521,669</b>	<b>350,641</b>	<b>1,767</b>	<b>1,741</b>	<b>409,007</b>	<b>390,296</b>	<b>1,932,443</b>	<b>742,678</b>
4.1 Airlift	0	0	0	0	252,910	142,302	0	0	60,144	28,801	313,054	171,103
4.2 Sealift	0	0	0	0	11	0	0	0	0	0	11	0
4.5 Other Transportation	0	0	0	0	74,820	10,560	0	0	2,380	1,239	77,200	11,799
4.8 Retrograde of Personnel and Equipment	0	0	0	0	2,223	407	0	0	292	292	2,515	699
<b>4.0 Transportation Sub-Total</b>	<b>0</b>	<b>0</b>	<b>0</b>	<b>0</b>	<b>329,964</b>	<b>153,269</b>	<b>0</b>	<b>0</b>	<b>62,816</b>	<b>30,332</b>	<b>392,780</b>	<b>183,601</b>
7.6.2 U.S. Trainer/Enabler	0	0	0	0	0	0	0	0	77	66	77	66
<b>7.0 Other Support Sub-Total</b>	<b>0</b>	<b>0</b>	<b>0</b>	<b>0</b>	<b>0</b>	<b>0</b>	<b>0</b>	<b>0</b>	<b>77</b>	<b>66</b>	<b>77</b>	<b>66</b>
<b>Air Force Reserve Total</b>	<b>0</b>	<b>0</b>	<b>0</b>	<b>0</b>	<b>33,402</b>	<b>3,536</b>	<b>0</b>	<b>0</b>	<b>0</b>	<b>0</b>	<b>33,402</b>	<b>3,536</b>
Operation and Maintenance, Air Force Reserve												
2.1 Temporary Duty (TDY)/Additional Duty (TAD)	0	0	0	0	983	415	0	0	0	0	983	415
<b>2.0 Personnel Support Sub-Total</b>	<b>0</b>	<b>0</b>	<b>0</b>	<b>0</b>	<b>983</b>	<b>415</b>	<b>0</b>	<b>0</b>	<b>0</b>	<b>0</b>	<b>983</b>	<b>415</b>
3.3 Other Supplies & Equipment	0	0	0	0	41	23	0	0	0	0	41	23
3.4 Facilities/Base Support	0	0	0	0	843	15	0	0	0	0	843	15
3.5.3 Depot Level Maintenance	0	0	0	0	23,272	0	0	0	0	0	23,272	0
3.5.4 Contractor Logistics Support	0	0	0	0	8,263	3,083	0	0	0	0	8,263	3,083
<b>3.0 Operating Support Sub-Total</b>	<b>0</b>	<b>0</b>	<b>0</b>	<b>0</b>	<b>32,419</b>	<b>3,121</b>	<b>0</b>	<b>0</b>	<b>0</b>	<b>0</b>	<b>32,419</b>	<b>3,121</b>
<b>Air Force National Guard Total</b>	<b>0</b>	<b>0</b>	<b>0</b>	<b>0</b>	<b>1,294</b>	<b>685</b>	<b>0</b>	<b>0</b>	<b>0</b>	<b>0</b>	<b>1,294</b>	<b>685</b>
Operation and Maintenance, Air Natl Guard												
2.1 Temporary Duty (TDY)/Additional Duty (TAD)	0	0	0	0	103	40	0	0	0	0	103	40
<b>2.0 Personnel Support Sub-Total</b>	<b>0</b>	<b>0</b>	<b>0</b>	<b>0</b>	<b>103</b>	<b>40</b>	<b>0</b>	<b>0</b>	<b>0</b>	<b>0</b>	<b>103</b>	<b>40</b>
3.3 Other Supplies & Equipment	0	0	0	0	213	97	0	0	0	0	213	97
3.4 Facilities/Base Support	0	0	0	0	28	2	0	0	0	0	28	2
3.6 (C4I)	0	0	0	0	1	22	0	0	0	0	1	22
3.7 Other Services and Miscellaneous Contracts	0	0	0	0	949	524	0	0	0	0	949	524
<b>3.0 Operating Support Sub-Total</b>	<b>0</b>	<b>0</b>	<b>0</b>	<b>0</b>	<b>1,191</b>	<b>645</b>	<b>0</b>	<b>0</b>	<b>0</b>	<b>0</b>	<b>1,191</b>	<b>645</b>
<b>Defense Health Program Total</b>	<b>0</b>	<b>0</b>	<b>0</b>	<b>0</b>	<b>115,909</b>	<b>87,930</b>	<b>0</b>	<b>0</b>	<b>0</b>	<b>0</b>	<b>115,909</b>	<b>87,930</b>
Defense Health Program, Defense												
2.3 Medical Support/Health Services	0	0	0	0	115,909	87,930	0	0	0	0	115,909	87,930
<b>2.0 Personnel Support Sub-Total</b>	<b>0</b>	<b>0</b>	<b>0</b>	<b>0</b>	<b>115,909</b>	<b>87,930</b>	<b>0</b>	<b>0</b>	<b>0</b>	<b>0</b>	<b>115,909</b>	<b>87,930</b>
<b>Defense Agency Total</b>	<b>0</b>	<b>0</b>	<b>0</b>	<b>0</b>	<b>927,740</b>	<b>168,064</b>	<b>0</b>	<b>0</b>	<b>176,710</b>	<b>62,185</b>	<b>1,104,450</b>	<b>230,249</b>
Operation and Maintenance, Defense-Wide												
1.2.1 Civilian Premium Pay	0	0	0	0	29,357	23,752	0	0	0	0	29,357	23,752

**COST OF WAR**  
**Operation and Maintenance (O&M) Summary Execution by Operation, Component, Appropriation and Cost Breakdown Structure (CBS)**  
**Beginning Fiscal Year - 2017**  
**(Amounts in Thousands)**  
**As of January 31, 2017**

Component and Appropriation	Operation New Dawn (OND) / Post-OND Iraq Activities		Operation Enduring Freedom		Operation Freedom's Sentinel		Operation Noble Eagle		Operation Inherent Resolve		Summary	
	Obligations Year to Date	Disbursements Year to Date	Obligations Year to Date	Disbursements Year to Date	Obligations Year to Date	Disbursements Year to Date	Obligations Year to Date	Disbursements Year to Date	Obligations Year to Date	Disbursements Year to Date	Obligations Year to Date	Disbursements Year to Date
1.2.2 Civilian Temporary Hires	0	0	0	0	4,794	3,791	0	0	617	583	5,411	4,374
<b>1.0 Personnel Sub-Total</b>	<b>0</b>	<b>0</b>	<b>0</b>	<b>0</b>	<b>34,151</b>	<b>27,543</b>	<b>0</b>	<b>0</b>	<b>617</b>	<b>583</b>	<b>34,768</b>	<b>28,126</b>
2.1 Temporary Duty (TDY)/Additional Duty (TAD)	0	0	0	0	56,882	26,907	0	0	1,874	980	58,756	27,887
2.2 Clothing and Other Personnel Equipment & Supplies	0	0	0	0	1,339	203	0	0	0	0	1,339	203
2.3 Medical Support/Health Services	0	0	0	0	1,743	184	0	0	0	0	1,743	184
2.5 Other Personnel Support	0	0	0	0	25,317	4,400	0	0	0	0	25,317	4,400
<b>2.0 Personnel Support Sub-Total</b>	<b>0</b>	<b>0</b>	<b>0</b>	<b>0</b>	<b>85,281</b>	<b>31,694</b>	<b>0</b>	<b>0</b>	<b>1,874</b>	<b>980</b>	<b>87,155</b>	<b>32,674</b>
3.1 Training	0	0	0	0	9,244	1,512	0	0	703	0	9,947	1,512
3.2 Operations (OPTEMPO) (Fuel, Other POL, Parts)	0	0	0	0	47,565	8,178	0	0	30,326	29,269	77,891	37,447
3.3 Other Supplies & Equipment	0	0	0	0	34,082	8,333	0	0	8,969	423	43,051	8,756
3.4 Facilities/Base Support	0	0	0	0	4,027	19	0	0	0	0	4,027	19
3.5.1 Organization Level Maintenance	0	0	0	0	17	0	0	0	0	0	17	0
3.5.2 Intermediate Level Maintenance	0	0	0	0	1,121	307	0	0	0	0	1,121	307
3.5.3 Depot Level Maintenance	0	0	0	0	4,844	0	0	0	0	0	4,844	0
3.5.4 Contractor Logistics Support	0	0	0	0	88,384	6,032	0	0	21,693	1,869	110,077	7,901
3.5.6 MRAP Vehicles Equipment Maintenance	0	0	0	0	24,987	2,031	0	0	0	0	24,987	2,031
3.6 (C4I)	0	0	0	0	85,419	9,804	0	0	12,803	3,028	98,222	12,832
3.7 Other Services and Miscellaneous Contracts	0	0	0	0	351,790	36,220	0	0	32,170	2,607	383,960	38,827
3.9 Psychological Operations (Information Operations)	0	0	0	0	2,638	0	0	0	0	0	2,638	0
<b>3.0 Operating Support Sub-Total</b>	<b>0</b>	<b>0</b>	<b>0</b>	<b>0</b>	<b>654,118</b>	<b>72,436</b>	<b>0</b>	<b>0</b>	<b>106,664</b>	<b>37,196</b>	<b>760,782</b>	<b>109,632</b>
4.1 Airlift	0	0	0	0	73,271	19,265	0	0	37,000	17,114	110,271	36,379
4.2 Sealift	0	0	0	0	200	0	0	0	0	0	200	0
4.4 Port Handling/Inland Transportation	0	0	0	0	1,018	231	0	0	0	0	1,018	231
4.5 Other Transportation	0	0	0	0	27,421	12,890	0	0	1,051	0	28,472	12,890
4.6 Second Destination Transportation	0	0	0	0	80	5	0	0	0	0	80	5
<b>4.0 Transportation Sub-Total</b>	<b>0</b>	<b>0</b>	<b>0</b>	<b>0</b>	<b>101,990</b>	<b>32,391</b>	<b>0</b>	<b>0</b>	<b>38,051</b>	<b>17,114</b>	<b>140,041</b>	<b>49,505</b>
7.2.1 Transportation Support	0	0	0	0	12,000	4,000	0	0	0	0	12,000	4,000
7.2.2 Logistic Support	0	0	0	0	40,200	0	0	0	0	0	40,200	0
7.6.1 Trainee Equip/Support	0	0	0	0	0	0	0	0	22,823	2,702	22,823	2,702
7.6.2 U.S. Trainer/Enabler	0	0	0	0	0	0	0	0	6,681	3,610	6,681	3,610
<b>7.0 Other Support Sub-Total</b>	<b>0</b>	<b>0</b>	<b>0</b>	<b>0</b>	<b>52,200</b>	<b>4,000</b>	<b>0</b>	<b>0</b>	<b>29,504</b>	<b>6,312</b>	<b>81,704</b>	<b>10,312</b>

**FY 2017 Cost of War for FY 2017 Appropriations**



**FY 2017 Estimate of Cost of War for FY 2017 Appropriations  
(Amounts in Thousands)  
As of January 31, 2017**

APPROPRIATION Fiscal Year 2017 Accounts	Notes	Funds Appropriated 1/	Funds Transferred	Funds Available	Obligations January 2017	Obligations CFI 2/	Disbursements CFI 3/	Unpaid Obligations	Unobligated Balance	Percent Obligated
21 2017/2017 2010 Military Personnel, Army		1,240,420	0	1,240,420	181,684	707,082	707,082	0	533,338	57%
21 2017/2017 2070 Reserve Personnel, Army		9,800	0	9,800	1,933	4,459	2,972	1,487	5,341	46%
21 2017/2017 2060 National Guard Personnel, Army		195,756	744	196,500	10,274	34,949	23,702	11,247	161,551	18%
21 2017/2017 2020 Operation and Maintenance, Army		11,087,410	45,000	11,132,410	1,231,968	3,835,208	784,104	3,051,104	7,297,202	34%
21 2017/2017 2080 Operation and Maintenance, Army Reserve		21,300	0	21,300	1,702	3,708	1,509	2,199	17,592	17%
21 2017/2017 2065 Operation and Maintenance, Army Natl Guard		127,000	0	127,000	5,669	12,814	3,483	9,331	114,186	10%
21 2017/2019 2031 Aircraft Procurement, Army		114,511	0	114,511	4,950	37,992	3,321	34,671	76,519	33%
21 2017/2019 2032 Missile Procurement, Army		229,100	0	229,100	0	0	0	0	229,100	0%
21 2017/2019 2033 Procurement of Weapons & Tracked Vehicles		22,060	0	22,060	0	800	0	800	21,260	4%
21 2017/2019 2034 Procurement of Ammunition, Army		54,826	0	54,826	609	2,909	0	2,909	51,917	5%
21 2017/2019 2035 Other Procurement, Army		251,832	0	251,832	6,699	10,468	4,663	5,805	241,364	4%
21 2017/2018 2040 Research, Development, Test, and Eval, Army		143,981	0	143,981	8587	10,810	42	10,768	133,171	8%
17 2017/2017 1453 Military Personnel, Navy		196,640	0	196,640	28,637	114,065	112,242	1,823	82,575	58%
17 2017/2017 1405 Reserve Personnel, Navy		7,296	0	7,296	2,073	3,621	2,556	1,065	3,675	50%
17 2017/2017 1804 Operation and Maintenance, Navy		4,217,369	850	4,218,219	397,905	1,854,132	1,220,108	634,024	2,364,087	44%
17 2017/2017 1806 Operation and Maintenance, Navy Reserve		20,434	0	20,434	12,661	13,116	222	12,894	7,318	64%
17 2017/2019 1506 Aircraft Procurement, Navy		392,713	0	392,713	37,339	39,874	408	39,466	352,839	10%
17 2017/2019 1508 Procurement of Ammunition, Navy and USMC		62,508	0	62,508	0	211	0	211	62,297	0%
17 2017/2019 1810 Other Procurement, Navy		7,005	0	7,005	2,151	3,595	10	3,585	3,410	51%
17 2017/2018 1319 Research, Development, Test, and Eval, Navy		19,202	0	19,202	0	0	0	0	19,202	0%
17 2017/2017 1105 Military Personnel, Marine Corps		104,180	0	104,180	7,592	26,674	0	26,674	77,506	26%
17 2017/2017 1108 Reserve Personnel, Marine Corps	5/	1,950	0	1,950	1,542	2,395	0	2,395	-445	123%
17 2017/2017 1106 Operation and Maintenance, Marine Corps		957,553	0	957,553	81,769	138,628	17,522	121,106	818,925	14%
17 2017/2017 1107 Operation and Maintenance, USMC Reserve		1,986	0	1,986	1708	1,708	1,187	521	278	86%
17 2017/2019 1109 Procurement, Marine Corps		32,728	0	32,728	0	0	0	0	32,728	0%
57 2017/2017 3500 Military Personnel, Air Force		455,037	0	455,037	73,183	300,867	300,867	0	154,170	66%
57 2017/2017 3700 Reserve Personnel, Air Force		11,339	272	11,611	765	8,314	3,517	4,797	3,297	72%
57 2017/2017 3850 National Guard Personnel, Air Force		1,626	0	1,626	1	578	542	36	1,048	36%
57 2017/2017 3400 Operation and Maintenance, Air Force		6,781,081	18,534	6,799,615	695,615	2,487,895	978,026	1,509,869	4,311,720	37%
57 2017/2017 3740 Operation and Maintenance, Air Force Reserve	5/	33,401	0	33,401	25,457	33,402	3,536	29,866	-1	100%
57 2017/2017 3840 Operation and Maintenance, Air Natl Guard		11,439	0	11,439	1,179	1,294	685	609	10,145	11%
57 2017/2019 3010 Aircraft Procurement, Air Force		71,741	0	71,741	48	54	0	54	71,687	0%
57 2017/2019 3020 Missile Procurement, Air Force		231,777	0	231,777	26	36	23	13	231,741	0%
57 2017/2019 3011 Procurement of Ammunition, Air Force		333,138	0	333,138	32	37	20	17	333,101	0%
57 2017/2019 3080 Other Procurement, Air Force		2,048,241	0	2,048,241	0	0	0	0	2,048,241	0%
57 2017/2018 3600 Research, Development, Test and Eval, Air Force		9,829	0	9,829	0	0	0	0	9,829	0%
97 2017/2017 0100 Operation and Maintenance, Defense-Wide		4,164,149	229,000	4,393,149	598,123	1,104,450	230,249	874,201	3,288,699	25%
97 2017/2018 0100 Operations and Maintenance, Defense-Wide		0	11,000	11,000	0	0	0	0	11,000	0%
97 2017/2017 0107 Office of the Inspector General, Defense		5,899	0	5,899	0	0	0	0	5,899	0%
97 2017/2017 0130 Defense Health Program, Defense		259,951	0	259,951	36,234	115,909	87,930	27,979	144,042	45%
97 2017/2019 0300 Procurement, Defense-Wide		273,791	0	273,791	18,315	24,419	85	24,334	249,372	9%

**FY 2017 Estimate of Cost of War for FY 2017 Appropriations  
(Amounts in Thousands)  
As of January 31, 2017**

APPROPRIATION Fiscal Year 2017 Accounts	Notes	Funds Appropriated 1/	Funds Transferred	Funds Available	Obligations January 2017	Obligations CFI 2/	Disbursements CFI 3/	Unpaid Obligations	Unobligated Balance	Percent Obligated
97 2017/2018 0400 Research, Development, Test and Eval, Defense		36,961	0	36,961	0	358	0	358	36,603	1%
21 2017/2018 2091 Afghanistan Security Forces Fund, Army		1,869,311	0	1,869,311	364,767	449,186	243,349	205,837	1,420,125	24%
21 2017/2019 2093 Joint Improvised Explosive Device Defeat Fund	4/	288,882	0	288,882	0	0	1,291	-1,291	288,882	0%
21 2017/2018 2097 Iraq Train and Equip Fund		642,002	0	642,002	46,813	46,813	0	46,813	595,189	7%
97 2017/2017 0105 Drug Interdiction & Cntr Drug Activities		106,932	-35,400	71,532	0	0	0	0	71,532	0%
<b>Sub-Total</b>		<b>37,156,087</b>	<b>270,000</b>	<b>37,426,087</b>	<b>3,888,010</b>	<b>11,432,830</b>	<b>4,735,253</b>	<b>6,697,577</b>	<b>25,993,257</b>	<b>31%</b>
Non-War Funds		0	0	0	0	0	0	0	0	0%
Operation Noble Eagle - Baseline Funds	2/	0	0	22,953	0	0	0	0	22,953	0%
<b>Grand Total</b>		<b>37,156,087</b>	<b>270,000</b>	<b>37,449,040</b>	<b>3,888,010</b>	<b>11,432,830</b>	<b>4,735,253</b>	<b>6,697,577</b>	<b>26,016,210</b>	<b>20%</b>

**FY 2017 Estimate of Cost of War for FY 2017 Appropriations  
(Amounts in Thousands)  
As of January 31, 2017**

---

**FY 2017 Status of Funds Footnotes:**

---

- 1/ Reflects funding provided in Public Law 114-223, the Continuing Resolutions Act, 2017.
- 2/ Obligations include **\$22,953** for Operation Noble Eagle (ONE) as a cost of war.
- 3/ CFI is Cumulative From Inception.
- 4/ Disbursements that exceed obligations indicates a reporting discrepancy and will be corrected in a subsequent period.
- 5/ Obligations that exceed funds available reflect cash flowing from baseline operations.

**FY 2017 Estimate of Cost of War for FY 2017 Appropriations  
(Amounts in Thousands)  
As of January 31, 2017**

**Table 1 -- Reprogramming Actions into/out of Cost of War Funds**

Reprogramming Action:	1
<b>APPROPRIATION</b>	
2017/2017 National Guard Personnel, Army	744
2017/2017 Operation and Maintenance, Army	45,000
2017/2017 Operation and Maintenance, Navy	850
2017/2017 Reserve Personnel, Air Force	272
2017/2017 Operation and Maintenance, Air Force	18,534
2017/2017 Operation and Maintenance, Defense-Wide	229,000
2017/2018 Operation and Maintenance, Defense-Wide	11,000
2017/2017 Drug Interdiction & Cntr Drug Activities	-35,400
<b>Reprogramming Total</b>	<b>270,000</b>
<b>Cumulative Reprogramming Total</b>	<b>270,000</b>

1. FY 17-05 PA; Counterterrorism Partnership Funds for Syria Train & Equip, (220,000)  
 FY 17-01 PA; Counterterrorism Partnership Funds for Syria Train & Equip, (50,000)  
 FY 17-01 IR; Drug Interdiction and Counter-Drug Activities, Defense, (Zero Net Change)  
 FY 17-02 LT; Directed transfer in DoD Appropriation Act, (Zero Net Change)



**FY 2017 Cost of War for FY 2016 Appropriations**

**FY 2017 Estimate of Cost of War for FY 2016 Appropriations  
(Amounts in Thousands)  
As of January 31, 2017**

APPROPRIATION Fiscal Year 2016 Accounts	Notes	Funds Appropriated 1/ 6/	Funds Transferred 4/	Funds Available	Obligations January 2017	Obligations CFI 2/	Disbursements CFI 3/	Unpaid Obligations	Unobligated Balance	Percent Obligated
21 2016/2016 2010 Military Personnel, Army	7/	1,846,356	20,653	1,867,009	0	1,905,673	1,905,673	0	-38,664	102%
21 2016/2016 2070 Reserve Personnel, Army		17,162	0	17,162	0	16,631	15,570	1,061	531	97%
21 2016/2016 2060 National Guard Personnel, Army		149,015	-18,399	130,616	-99	125,924	120,173	5,751	4,692	96%
21 2016/2016 2020 Operation and Maintenance, Army	6/ 7/	11,668,548	1,798,038	13,466,586	2,143	13,520,855	6,283,950	7,236,905	-54,269	100%
21 2016/2016 2080 Operation and Maintenance, Army Reserve	6/ 7/	24,554	0	24,554	0	25,611	17,986	7,625	-1,057	104%
21 2016/2016 2065 Operation and Maintenance, Army Natl Guard		60,845	0	60,845	0	51,066	30,163	20,903	9,779	84%
21 2016/2018 2031 Aircraft Procurement, Army		161,987	111,300	273,287	301	193,479	59,801	133,678	79,808	71%
21 2016/2018 2032 Missile Procurement, Army		37,260	0	37,260	60	5,189	1,144	4,045	32,071	14%
21 2016/2018 2033 Procurement of Weapons & Tracked Vehicles, Army		486,630	0	486,630	1,171	326,429	49,294	277,135	160,201	67%
21 2016/2018 2034 Procurement of Ammunition, Army		222,040	0	222,040	2,365	186,762	21,684	165,078	35,278	0%
21 2016/2018 2035 Other Procurement, Army		1,175,596	-24,471	1,151,125	36,610	919,841	184,220	735,621	231,284	80%
21 2016/2017 2040 Research, Development, Test, and Eval, Army		1,500	0	1,500	0	1,500	1,220	280	0	100%
17 2016/2016 1453 Military Personnel, Navy		251,011	92,841	343,852	0	342,551	340,889	1,662	1,301	100%
17 2016/2016 1405 Reserve Personnel, Navy		12,693	0	12,693	0	12,693	12,453	240	0	100%
17 2016/2016 1804 Operation and Maintenance, Navy	6/ 7/	4,789,789	219,669	5,009,458	0	5,062,035	3,628,162	1,433,873	-52,577	101%
17 2016/2016 1806 Operation and Maintenance, Navy Reserve	6/	31,462	0	31,462	0	31,406	22,127	9,279	56	100%
17 2016/2018 1506 Aircraft Procurement, Navy		210,990	0	210,990	558	141,407	16,106	125,301	69,583	67%
17 2016/2018 1508 Procurement of Ammunition, Navy and USMC		117,966	0	117,966	0	112,653	2,642	110,011	5,313	95%
17 2016/2018 1810 Other Procurement, Navy		186	0	186	0	86	86	0	100	46%
17 2016/2016 1105 Military Personnel, Marine Corps		171,079	315	171,394	0	143,857	65,548	78,309	27,537	84%
17 2016/2016 1108 Reserve Personnel, Marine Corps		3,393	0	3,393	0	3,300	2,937	363	93	97%
17 2016/2016 1106 Operation and Maintenance, Marine Corps	6/	914,186	23,000	937,186	29,686	615,128	425,325	189,803	322,058	66%
17 2016/2016 1107 Operation and Maintenance, USMC Reserve		3,455	0	3,455	3,241	3,231	3,120	111	224	94%
17 2016/2018 1109 Procurement, Marine Corps		56,934	6,800	63,734	40	53,540	36,602	16,938	10,194	84%
57 2016/2016 3500 Military Personnel, Air Force		726,126	157,287	883,413	0	848,344	848,344	0	35,069	96%
57 2016/2016 3700 Reserve Personnel, Air Force	7/	18,710	0	18,710	0	21,047	6,897	14,150	-2,337	112%
57 2016/2016 3850 National Guard Personnel, Air Force		2,828	2,327	5,155	0	5,155	5,012	143	0	100%
57 2016/2016 3400 Operation and Maintenance, Air Force	6/	8,290,224	154,440	8,444,664	-11,971	8,313,778	6,569,791	1,743,987	130,886	98%
57 2016/2016 3740 Operation and Maintenance, Air Force Reserve		58,106	0	58,106	10	57,159	35,654	21,505	947	98%
57 2016/2016 3840 Operation and Maintenance, Air Natl Guard		19,900	0	19,900	0	13,050	6,343	6,707	6,850	66%
57 2016/2018 3010 Aircraft Procurement, Air Force		128,900	108,200	237,100	0	36,493	8,663	27,830	200,607	15%
57 2016/2018 3020 Missile Procurement, Air Force		289,142	0	289,142	0	71	71	0	289,071	0%
57 2016/2018 3011 Procurement of Ammunition, Air Force		228,874	0	228,874	20	217,705	7,711	209,994	11,169	95%
57 2016/2018 3080 Other Procurement, Air Force		127,465	4,197	131,662	0	59,921	13,154	46,767	71,741	46%
57 2016/2017 3600 Research, Development, Test and Eval, Air Force		300	0	300	0	0	0	0	300	0%
97 2016/2016 0100 Operation and Maintenance, Defense-Wide	6/	3,363,389	545,275	3,908,664	-161	3,804,283	2,120,313	1,683,970	104,381	97%
97 2016/2017 0100 Operation and Maintenance, Defense-Wide		1,160,000	0	1,160,000	0	72,506	72,506	0	1,087,494	6%
97 2016/2016 0107 Office of the Inspector General, Defense		10,262	2,900	13,162	0	12,221	11,694	527	941	93%
97 2016/2016 0130 Defense Health Program, Defense		272,704	14,364	287,068	-354	284,590	256,137	28,453	2,478	99%
97 2016/2018 0300 Procurement, Defense-Wide		140,436	73,368	213,804	-99	180,461	61,256	119,205	33,343	84%
97 2016/2017 0400 Research, Development, Test and Eval, Defense	8/	8,000	10,559	18,559	0	0	416	-416	18,559	0%
97 2016/XXXX 4930 Defense Working Capital Funds, Defense		88,850	0	88,850	0	1,109	184	925	87,741	1%

**FY 2017 Estimate of Cost of War for FY 2016 Appropriations  
(Amounts in Thousands)  
As of January 31, 2017**

APPROPRIATION Fiscal Year 2016 Accounts	Notes	Funds Appropriated 1/ 6/	Funds Transferred 4/	Funds Available	Obligations January 2017	Obligations CFI 2/	Disbursements CFI 3/	Unpaid Obligations	Unobligated Balance	Percent Obligated
21 2016/2017 2091 Afghanistan Security Forces Fund, Army		3,652,257	0	3,652,257	42,600	3,207,948	2,874,811	333,137	444,309	88%
21 2016/2018 2093 Joint Improvised Explosive Device Defeat Fund		349,464	0	349,464	7,643	319,672	156,830	162,842	29,792	91%
21 2016/2017 2097 Iraq Train and Equip Fund		715,000	0	715,000	24,935	581,585	575,497	6,088	133,415	81%
97 2016/2016 0105 Drug Interdiction & Cntr Drug Activities		186,000	-186,000	0	0	0	0	0	0	0%
<b>Sub-Total</b>		<b>42,251,574</b>	<b>3,116,663</b>	<b>45,368,237</b>	<b>138,699</b>	<b>41,837,945</b>	<b>26,878,159</b>	<b>14,959,786</b>	<b>3,530,292</b>	<b>92%</b>
Non-War Funds	5/	15,352,907	0	15,352,907	0	0	0	0	15,352,907	0%
Operation Noble Eagle - Baseline Funds	2/	0	0	95,610	0	0	0	0	95,610	0%
<b>Grand Total</b>		<b>57,604,481</b>	<b>3,116,663</b>	<b>60,816,754</b>	<b>138,699</b>	<b>41,837,945</b>	<b>26,878,159</b>	<b>14,959,786</b>	<b>18,978,809</b>	<b>20%</b>



**FY 2017 Estimate of Cost of War for FY 2016 Appropriations  
(Amounts in Thousands)  
As of January 31, 2017**

---

**FY 2016 Status of Funds Footnotes:**

---

1/ Reflects funding provided in Public Law 114-53, the Continuing Resolutions Act, 2016.

2/ Obligations include **\$95,610** for Operation Noble Eagle (ONE) as a cost of war.

3/ CFI is Cumulative From Inception.

4/ Table 1 reflects funds transferred into/out of FY 2016 war funds. The appropriation transfer column totals may also include the results of internal reprogrammings within the cost of war funds.

5/ Table 2 reflects Non-War funds whose execution is not included in the DoD Cost of War Report.

6/ Table 3 reflects OCO funding that was reduced by **\$893,519** due to a congressional mark that was applied to the Department of Defense Appropriations Act, 2016.

7/ Obligations that exceed funds available reflect cash flowing from baseline operations.

8/ Disbursements that exceed obligations indicates a reporting discrepancy and will be corrected in a subsequent period.

**FY 2017 Estimate of Cost of War for FY 2016 Appropriations  
(Amounts in Thousands)  
As of January 31, 2017**

**Table 1 -- Reprogramming Actions into/out of Cost of War Funds**

Reprogramming Action:	1	2	3	4	5	6	7	8	9	10
<b>APPROPRIATION</b>										
2016/2016 Military Personnel, Army								-54,347	75,000	
2016/2016 National Guard Personnel, Army		672				199		-19,270		
2016/2016 Operation and Maintenance, Army		26,629	4,500		6,625	135,153	1,367,435	83,335	174,361	
2016/2016 Aircraft Procurement, Army					84,000				27,300	
2016/2018 Other Procurement, Army								-24,471		
2016/2016 Military Personnel, Navy							86,041		6,800	
2016/2016 Operation and Maintenance, Navy		396	68,503	11,700	47,600	1,606		89,864		
2016/2016 Military Personnel, Marine Corps		215				78		22		
2016/2016 Operation and Maintenance, Marine Corps							23,000			
2016/2018 Procurement, Marine Corps								6,800		
2016/2016 Military Personnel, Air Force					10,000			147,287		
2016/2016 National Guard Personnel, Air Force									2,327	
2016/2016 Operation and Maintenance, Air Force		11,223	4,500	88,100	8,820	49,988		-8,191		
2016/2018 Aircraft Procurement, Air Force				108,200						
2016/2018 Other Procurement, Air Force						2,435		12,482		
2016/2016 Operation and Maintenance, Defense-Wide	14,319	1,188	107,453	13,800	46,450	387,348	35,000	-19,374	-40,909	
2016/2016 Office of the Inspector General, Defense									2,900	
2016/2016 Defense Health Program, Defense									14,364	
2016/2018 Procurement, Defense-Wide				36,000	23,400			9,949	4,019	
2016/2017 Research, Development, Test and Eval, Defense						12,000	48,900		-1,441	-48,900
2016/2016 Drug Interdiction & Cntr Drug Activities		-40,323				-145,677				
<b>Reprogramming Total</b>	<b>14,319</b>	<b>0</b>	<b>184,956</b>	<b>257,800</b>	<b>226,895</b>	<b>443,130</b>	<b>1,560,376</b>	<b>224,086</b>	<b>264,721</b>	<b>-48,900</b>
<b>Cumulative Reprogramming Total</b>	<b>14,319</b>	<b>14,319</b>	<b>199,275</b>	<b>457,075</b>	<b>683,970</b>	<b>1,127,100</b>	<b>2,687,476</b>	<b>2,911,562</b>	<b>3,176,283</b>	<b>3,127,383</b>

1. Base to OCO, DCMA Base-to-OCO, (\$14,319)
2. FY16-02 IR, Drug Interdiction and Counter-Drug Activities, (Zero Net Change)
3. FY16-02 PA, Counterterrorism Partnerships Fund for Syria Train & Equip, (\$116,453);  
Base to OCO, Restore Fuel Savings, (\$68,503)
4. FY16-10 IR, Intelligence, Surveillance and Reconnaissance Request, (\$257,800)
5. FY16-13 IR, Intelligence, Surveillance and Reconnaissance (ISR) - Part 2, (\$226,895)
6. FY16-09 IR, Drug Interdiction and Counter Drug Activities, (\$Zero Net Change);  
FY 16-11 PA, Counterterrorism Partnerships Fund Transfer for Syria Train and Equip, (\$300,000);  
FY 16-13 PA, Operation Freedom Sentinel and Other Priorities, (\$143,130)
7. FY16-13 PA, Operation Freedom Sentinel and Other Priorities, (\$1,560,376)
8. FY 16-15 IR Classified Programs & Drug Interdiction and Counter-Drug Activities, Defense, (\$-842)  
FY 16-18 PA Intelligence Surveillance and Reconnaissance (ISR) Request - MIP, (Zero Net Change)  
FY 16-19 PA April 2016 Prior Approval, (\$133,380)  
FY 16-20 IR Classified Programs, (Zero Net Change)  
FY 16-21 PA May 2016 Prior Approval, (\$90,728)  
FY 16-22 PA Omnibus 2016 Request, (Zero Net Change)  
FY 16-25 IR Drug Interdiction and Counter-Drug Activities, Defense, (\$820)
9. FY16-19 PA, April 2016 Prior Approval, (\$163,330)  
FY16-23 PA, OMNIBUS 2016 Military Intelligence Program (MIP), (Zero Net Change)  
FY16-29 PA, Military Intelligence Program, (Zero Net Change)  
FY16-30 PA, August 2016 Prior Approval, (\$6,800)  
Base to OCO, (\$94,591)  
Below Threshold Reprogramming, (Zero Net Change)
10. FY16-13 PA June 2016, Operation Freedom SENTINAL and Other Priorities, (-\$48,900)

**FY 2017 Estimate of Cost of War for FY 2016 Appropriations  
(Amounts in Thousands)  
As of January 31, 2017**

<b>Table 2 -- Non-War Programs or Programs Whose Execution Is Not Included in the DoD Cost of War Report</b>					
<b>Non-War/Not Reported on the DoD Cost of War Report</b>	<b>Fund Item Description</b>	<b>Military Personnel</b>	<b>Operation &amp; Maintenance</b>	<b>Procurement</b>	<b>Total</b>
21 2016/2016 2020 Operation and Maintenance, Army	Congressional transfer from Title II to Title IX		2,200,000		2,200,000
17 2016/2016 1804 Operation and Maintenance, Navy	Congressional transfer from Title II to Title IX		2,200,000	-	2,200,000
17 2016/2016 1106 Operation and Maintenance, Marine Corps	Congressional transfer from Title II to Title IX		420,000		420,000
57 2016/2016 3400 Operation and Maintenance, Air Force	Congressional transfer from Title II to Title IX		2,200,000		2,200,000
<b>Operation and Maintenance, Subtotal</b>			<b>7,020,000</b>	<b>-</b>	<b>7,020,000</b>
97 2016/2018 0350 National Guard and Reserve Equipment, Defense	Baseline Programs funded by Congress in OCO			1,000,000	1,000,000
21 2016/2016 2020 Operation and Maintenance, Army	Restore Readiness		336,583		336,583
21 2016/2016 2065 Operation and Maintenance, Army Nat'l Guard	Restore Readiness		75,000		75,000
21 2016/2016 2080 Operation and Maintenance, Army Reserve	Restore Readiness		75,000		75,000
European Reassurance Initiative			789,300		789,300
Counterterrorism Partnerships Fund			1,100,000		1,100,000
Ukraine Security Initiative			250,000		250,000
Classified Programs					4,707,024
<b>Non-War Programs Totals</b>			<b>9,645,883</b>	<b>1,000,000</b>	<b>15,352,907</b>

<b>Table 3 -- Section 8128 Fuel Saving applied to Overseas Contingency Operations</b>			
<b>Non-War/Not Reported on the DoD Cost of War Report</b>	<b>Fund Item Description</b>	<b>Operation &amp; Maintenance</b>	<b>Total</b>
21 2016/2016 2020 Operation and Maintenance, Army	Fuel Reduction	271,349	271,349
21 2016/2016 2080 Operation and Maintenance, Army Reserve	Fuel Reduction	5	5
17 2016/2016 1804 Operation and Maintenance, Navy	Fuel Reduction	164,202	164,202
17 2016/2016 1806 Operation and Maintenance, Navy Reserve	Fuel Reduction	181	181
17 2016/2016 1106 Operation and Maintenance, Marine Corps	Fuel Reduction	11,478	11,478
57 2016/2016 3400 Operation and Maintenance, Air Force	Fuel Reduction	431,226	431,226
97 2016/2016 0100 Operation and Maintenance, USSOCOM	Fuel Reduction	15,078	15,078
<b>Operation and Maintenance, Total</b>		<b>893,519</b>	<b>893,519</b>

**FY 2017 Cost of War for FY 2015 Appropriations**

**FY 2017 Estimate of Cost of War for FY 2015 Appropriations  
(Amounts in Thousands)  
As of January 31, 2017**

APPROPRIATION Fiscal Year 2015 Accounts	Notes	Funds Appropriated 1/	Funds Transferred 4/	Funds Available	Obligations January 2017	Obligations CFI 2/ 3/	Disbursements CFI 3/	Unpaid Obligations	Unobligated Balance	Percent Obligated
21 2015/2015 2010 Military Personnel, Army		3,258,470	-210,000	3,048,470	0	2,972,442	2,972,442	0	76,028	98%
21 2015/2015 2070 Reserve Personnel, Army		24,990	0	24,990	0	22,445	21,190	1,255	2,545	90%
21 2015/2015 2060 National Guard Personnel, Army		174,778	288	175,066	-40	158,764	144,722	14,042	16,302	91%
21 2015/2015 2020 Operation and Maintenance, Army		16,817,765	-249,005	16,568,760	84	16,473,111	7,419,804	9,053,307	95,649	99%
21 2015/2016 2020 Operation and Maintenance, Army		250,000	0	250,000	0	245,060	114,752	130,308	4,940	98%
21 2015/2015 2080 Operation and Maintenance, Army Reserve		41,532	0	41,532	0	33,718	19,645	14,073	7,814	81%
21 2015/2015 2065 Operation and Maintenance, Army National Guard		76,461	0	76,461	0	71,157	41,830	29,327	5,304	93%
21 2015/2017 2031 Aircraft Procurement, Army		196,200	391,511	587,711	5,782	537,747	124,109	413,638	49,964	91%
21 2015/2017 2032 Missile Procurement, Army		32,136	34,465	66,601	1,547	50,095	17,722	32,373	16,506	75%
21 2015/2017 2033 Procurement of Weapons & Tracked Vehicles		5,000	0	5,000	0	5,000	3,582	1,418	0	100%
21 2015/2017 2034 Procurement of Ammunition, Army		140,905	27,137	168,042	52	130,235	46,124	84,111	37,807	78%
21 2015/2017 2035 Other Procurement, Army		773,583	101,584	875,167	12,945	794,388	653,177	141,211	80,779	91%
21 2015/2016 2040 Research, Development, Test, and Evaluation, Army		2,000	33,603	35,603	0	35,603	15,949	19,654	0	100%
17 2015/2015 1453 Military Personnel, Navy	7/	332,166	0	332,166	0	351,063	345,084	5,979	-18,897	106%
17 2015/2015 1405 Reserve Personnel, Navy		13,953	0	13,953	0	13,616	13,324	292	337	98%
17 2015/2015 1804 Operation and Maintenance, Navy	7/	5,380,169	511,948	5,892,117	0	5,899,340	4,080,929	1,818,411	-7,223	100%
17 2015/2015 1806 Operation and Maintenance, Navy Reserve		45,876	0	45,876	0	45,856	35,796	10,060	20	100%
17 2015/2017 1506 Aircraft Procurement, Navy		243,359	0	243,359	400	237,107	105,088	132,019	6,252	97%
17 2015/2017 1507 Weapons Procurement, Navy		66,785	0	66,785	845	64,916	6,317	58,599	1,869	97%
17 2015/2017 1508 Procurement of Ammunition, Navy and Marine Corps		154,519	0	154,519	3,735	152,812	57,740	95,072	1,707	99%
17 2015/2017 1810 Other Procurement, Navy		121,310	0	121,310	487	59,545	4,982	54,563	61,765	49%
17 2015/2016 1319 Research, Development, Test, and Evaluation, Navy		940	1,200	2,140	0	2,111	1,878	233	29	99%
17 2015/2015 1105 Military Personnel, Marine Corps		403,311	-51,584	351,727	0	305,911	305,911	0	45,816	87%
17 2015/2015 1108 Reserve Personnel, Marine Corps		5,069	0	5,069	0	3,756	3,756	0	1,313	74%
17 2015/2015 1106 Operation and Maintenance, Marine Corps	7/	1,485,904	-57,478	1,428,426	0	1,705,563	1,236,958	468,605	-277,137	119%
17 2015/2015 1107 Operation and Maintenance, Marine Corps Reserve		10,540	0	10,540	1,866	10,457	10,373	84	83	99%
17 2015/2017 1109 Procurement, Marine Corps		65,589	0	65,589	0	58,478	42,880	15,598	7,111	89%
57 2015/2015 3500 Military Personnel, Air Force		728,334	4,094	732,428	0	719,024	719,024	0	13,404	98%
57 2015/2015 3700 Reserve Personnel, Air Force	7/	19,175	580	19,755	0	19,759	13,554	6,205	-4	100%
57 2015/2015 3850 National Guard Personnel, Air Force	7/	4,894	0	4,894	0	5,454	5,040	414	-560	111%
57 2015/2015 3400 Operation and Maintenance, Air Force		9,034,449	165,452	9,199,901	-3,371	9,109,743	8,756,775	352,968	90,158	99%
57 2015/2015 3740 Operation and Maintenance, Air Force Reserve	7/	77,794	0	77,794	1	147,344	120,420	26,924	-69,550	189%
57 2015/2015 3840 Operation and Maintenance, Air National Guard	7/	20,300	0	20,300	0	35,960	10,315	25,645	-15,660	177%
57 2015/2017 3010 Aircraft Procurement, Air Force		481,019	-87,000	394,019	4,111	301,521	103,892	197,629	92,498	77%
57 2015/2017 3020 Missile Procurement, Air Force		136,189	245,169	381,358	0	267,176	139,689	127,487	114,182	70%
57 2015/2017 3011 Procurement of Ammunition, Air Force		219,785	89,829	309,614	0	241,256	170,035	71,221	68,358	78%
57 2015/2017 3080 Other Procurement, Air Force		286,838	-56,465	230,373	19,456	179,396	89,023	90,373	50,977	78%
57 2015/2016 3600 Research, Development, Test and Eval, Air Force		0	650	650	0	0	0	0	650	0%
97 2015/2015 0100 Operation and Maintenance, Defense-Wide		3,691,007	325,992	4,016,999	-48	3,803,924	2,728,624	1,075,300	213,075	95%
97 2015/2016 0100 Operation and Maintenance, Defense-Wide		1,260,000	-510,000	750,000	0	714,196	714,196	0	35,804	95%
97 2015/2015 0107 Office of the Inspector General, Defense	7/	10,623	0	10,623	0	12,553	11,323	1,230	-1,930	118%
97 2015/2015 0130 Defense Health Program, Defense	7/	300,531	0	300,531	-238	337,507	295,882	41,625	-36,976	112%
97 2015/2017 0300 Procurement, Defense-Wide		190,857	105,635	296,492	1,207	251,288	142,672	108,616	45,204	85%
97 2015/2016 0400 Research, Development, Test and Eval, Defense		11,200	24,000	35,200	0	11,200	10,211	989	24,000	32%
97 2015/XXXX 4930 Defense Working Capital Funds, Defense		91,350	0	91,350	0	4,516	2,007	2,509	86,834	5%
21 2015/2016 2091 Afghanistan Security Forces Fund, Army		4,109,333	-170,000	3,939,333	633	3,935,822	3,733,224	202,598	3,511	100%

**FY 2017 Estimate of Cost of War for FY 2015 Appropriations  
(Amounts in Thousands)  
As of January 31, 2017**

APPROPRIATION Fiscal Year 2015 Accounts	Notes	Funds Appropriated 1/	Funds Transferred 4/	Funds Available	Obligations January 2017	Obligations CFI 2/ 3/	Disbursements CFI 3/	Unpaid Obligations	Unobligated Balance	Percent Obligated
21 2015/2017 2093 Joint Improvised Explosive Device Defeat Fund		444,464	20,000	464,464	4,800	454,684	361,797	92,887	9,780	98%
21 2015/2016 2097 Iraq Train and Equip Fund		1,618,000	0	1,618,000	385	1,613,864	1,535,535	78,329	4,136	100%
97 2015/2016 0105 Drug Interdiction & Counter Drug Activities, Defense		205,000	-141,134	63,866	0	0	0	0	63,866	0%
<b>Sub-Total</b>		<b>53,064,452</b>	<b>550,471</b>	<b>53,614,923</b>	<b>54,639</b>	<b>52,606,483</b>	<b>37,509,302</b>	<b>15,097,181</b>	<b>1,008,440</b>	<b>98%</b>
Non-War Funds	5/ 6/	12,373,710	0	12,373,710	0	0	0	0	12,373,710	0%
Operation Noble Eagle - Baseline Funds	2/	0	0	98,596	0	0	0	0	98,596	0%
<b>Grand Total</b>		<b>65,438,162</b>	<b>550,471</b>	<b>66,087,229</b>	<b>54,639</b>	<b>52,606,483</b>	<b>37,509,302</b>	<b>15,097,181</b>	<b>13,480,746</b>	<b>80%</b>

**FY 2017 Estimate of Cost of War for FY 2015 Appropriations  
(Amounts in Thousands)  
As of January 31, 2017**

---

**FY 2015 Status of Funds Footnotes:**

---

1/ Reflects funding provided in Public Law 113-164, the Continuing Appropriations Resolution, 2015.

2/ Obligations include **\$98,596** for Operation Noble Eagle (ONE) as a cost of war.

3/ CFI is Cumulative From Inception.

4/ Table 1 reflects funds transferred into/out of FY 2015 war funds. The appropriation transfer column totals may also include the results of internal reprogrammings within the cost of war funds.

5/ Table 2 reflects Non-War funds whose execution is not included in the DoD Cost of War Report.

6/ Table 3 discloses **\$942,209** in obligations related to the Readiness Section 9018 whose execution is not included in the DoD Cost of War Report

7/ Obligations that exceed funds available reflect cash flowing from baseline appropriations.

8/ Section 9018 Military Readiness (Table 3) contains obligations that appear to be erroneous. The transactions will be researched and corrected in the subsequent reporting period.

**FY 2017 Estimate of Cost of War for FY 2015 Appropriations  
(Amounts in Thousands)  
As of January 31, 2017**

<b>Table 1 -- Reprogramming Actions into/out of Cost of War Funds</b>										
<b>Reprogramming Action:</b>	<b>1</b>	<b>2</b>	<b>3</b>	<b>4</b>	<b>5</b>	<b>6</b>	<b>7</b>	<b>8</b>	<b>9</b>	
<b>APPROPRIATION</b>										
2015/2015 Military Personnel, Army					-235,000	25,000				
2015/2015 National Guard Personnel, Army	635	-367			20					
2015/2015 Operation and Maintenance, Army	103,023	109,446	15,603		-32,278	-444,799				
2015/2015 Operation and Maintenance, Army National Guard	75	-75								
2015/2017 Aircraft Procurement, Army						391,511				
2015/2017 Missile Procurement, Army								10,465	24,000	
2015/2017 Procurement of Ammunition, Army									27,137	
2015/2017 Other Procurement, Army		32,000			28,918	40,666				
2015/2016 Research, Development, Test, and Evaluation, Army						33,603				
2015/2015 Reserve Personnel, Navy	60	-60								
2015/2015 Operation and Maintenance, Navy	1,000				419,678	91,270				
2015/2016 Research, Development, Test, and Evaluation, Navy						1,200				
2015/2015 Military Personnel, Marine Corps	153	125			-51,862					
2015/2015 Operation and Maintenance, Marine Corps	22				-57,500					
2015/2015 Military Personnel, Air Force						4,094				
2015/2015 Reserve Personnel, Air Force	250	330								
2015/2015 National Guard Personnel, Air Force	65	-65								
2015/2015 Operation and Maintenance, Air Force	34,197	103,455	47,947		16,441	-36,588				
2015/2017 Aircraft Procurement, Air Force			-120,000			33,000				
2015/2017 Procurement of Ammunition, Air Force								89,829		
2015/2017 Missile Procurement, Air Force			190,000					55,169		
2015/2017 Other Procurement, Air Force		13,500	-70,000		-2,900	2,935				
2015/2016 Research, Development, Test and Eval, Air Force					650					
2015/2015 Operation and Maintenance, Defense-Wide	2,800	350,364		-1,880	1,200	-26,492				
2015/2016 Operation and Maintenance, Defense-Wide								-486,000	-24,000	
2015/2017 Procurement, Defense-Wide		2,190		1,880		48,165				53,400
2015/2016 Research, Development, Test and Eval, Defense		24,000								
2015/2016 Afghanistan Security Forces Fund, Army							-400,000	230,000		
2015/2017 Joint Improvised Explosive Device Defeat Fund										20,000
2015/2016 Drug Interdiction & Cntr Drug Activities					-16,000	-125,134				
<b>Reprogramming Total</b>	<b>142,280</b>	<b>634,843</b>	<b>63,550</b>	<b>0</b>	<b>71,367</b>	<b>38,431</b>	<b>-400,000</b>	<b>-100,537</b>	<b>100,537</b>	
<b>Cumulative Reprogramming Total</b>	<b>142,280</b>	<b>777,123</b>	<b>840,673</b>	<b>840,673</b>	<b>912,040</b>	<b>950,471</b>	<b>550,471</b>	<b>449,934</b>	<b>550,471</b>	

1. FY 15-01 IR, Drug Interdiction and Counter-Drug Activities, Defense, dated January 31, 2015
2. FY 15-09, LEAP UAS Initiative: FY 15-07 IR and FY 15-10 PA, Syria Train and Equip; FY 15-11 IR, Drug Interdiction and Counter-Drug Activities, Defense, dated April 30, 2015
3. FY 15-11 IR, Drug Interdiction and Counter-Drug Activities, Defense, FY 15-07 PA, Predator Hellfire Missiles, dated May 31, 2015
4. FY 15-14 IR, Classified Programs, Various Appropriations, dated June 29, 2015
5. FY 15-23 PA, OMNIBUS 2015 Prior Approval Request; FY 15-30 IR, Drug Interdiction and Counter-Drug Activities, Defense - PART II OCO : Various Appropriations, dated June 30, 2015 and August 6, 2015
6. FY 15-28 PA, Joint Urgent Operation Need (JUON); FY 15-24 PA, OMNIBUS 2015 Military Intelligence Programs; FY 15-36 IR, Counterterrorism Partnerships Fund Residuals - Syria Train and Equip; and Below Threshold Reprogramming, dated September 24, 2015; FY 15-23 PA (SEP), OMNIBUS 2015 Prior Approval Request - September Implementation, dated September 30, 2015
7. PL 114-113, Rescission to the Afghanistan Security Forces Fund (ASFF), per the Consolidated Appropriations Act of 2016, dated December 22, 2015
8. FY 16-22 PA Omnibus 2016 Request
9. FY 16-20 PA, Omnibus 2016, dated August 30, 2016; FY 16-22 PA Omnibus 2016 Request, dated August 30, 2016; FY 16-27 PA, Lethal Miniature Aerial Missile Systems (LMAMS), dated September 19, 2016



**FY 2017 Estimate of Cost of War for FY 2015 Appropriations  
(Amounts in Thousands)  
As of January 31, 2017**

<b>Table 2 -- Non-War Programs or Programs Whose Execution Is Not Included in the DoD Cost of War Report</b>					
<b>Non-War/Not Reported on the DoD Cost of War Report</b>	<b>Fund Item Description</b>	<b>Military Personnel</b>	<b>Operation &amp; Maintenance</b>	<b>Procurement</b>	<b>Total</b>
21 2015/2015 2020 Operation and Maintenance, Army	Congressional transfer from Title II to Title IX		850,000		850,000
17 2015/2015 1804 Operation and Maintenance, Navy	Congressional transfer from Title II to Title IX		850,000	-	850,000
17 2015/2015 1106 Operation and Maintenance, Marine Corps	Congressional transfer from Title II to Title IX		350,000		350,000
57 2015/2015 3400 Operation and Maintenance, Air Force	Congressional transfer from Title II to Title IX		850,000		850,000
<b>Operation and Maintenance, Subtotal</b>			<b>2,900,000</b>	<b>-</b>	<b>2,900,000</b>
97 2015/2017 0350 National Guard and Reserve Equipment, Defense	Baseline Programs funded by Congress in OCO			1,200,000	1,200,000
Readiness Section 9018 (1)			1,000,000		1,000,000
European Reassurance Initiative					984,450
Counterterrorism Partnerships Fund					1,300,000
Non-DoD Classified					4,923,973
Medicare Eligible Retiree Healthcare Fund (MERHCF)		65,287			65,287
<b>Non-War Programs Totals</b>		<b>65,287</b>	<b>3,900,000</b>	<b>1,200,000</b>	<b>12,373,710</b>

(1) Obligations related to Readiness Section 9018 are disclosed in Table 3 below.

<b>Table 3-- Readiness Section 9018 Obligations Not Included in the DoD Cost of War Report</b>			
<b>Operation and Maintenance</b>	<b>Budget Line Item Title</b>	<b>Budget Line Item</b>	<b>Total Obligations</b>
21 2015/2015 2020 Operation and Maintenance, Army	Operating Forces	01	163,504
21 2015/2015 2020 Operation and Maintenance, Army	Training and Recruiting	03	26,710
21 2015/2015 2080 Operation and Maintenance, Army Reserve	Operating Forces	01	25,904
21 2015/2015 2065 Operation and Maintenance, Army Natl Guard	Operating Forces	01	80,347
17 2015/2015 1804 Operation and Maintenance, Navy	Operating Forces	01	312,776
17 2015/2015 1806 Operation and Maintenance, Navy Reserve	Operating Forces	01	11,619
17 2015/2015 1106 Operation and Maintenance, Marine Corps	Operating Forces	01	47,593
17 2016/2016 1106 Operation and Maintenance, Marine Corps 8/	Operating Forces	01	6
17 2017/2017 1106 Operation and Maintenance, Marine Corps 8/	Operating Forces	01	13
17 2015/2015 1107 Operation and Maintenance, USMC Reserve	Operating Forces	01	2,633
57 2015/2015 3400 Operation and Maintenance, Air Force	Operating Forces	01	214,607
57 2015/2015 3400 Operation and Maintenance, Air Force	Training and Recruiting	03	17,011
57 2015/2015 3740 Operation and Maintenance, Air Force Reserve	Operating Forces	01	39,486
<b>Military Readiness Totals</b>			<b>942,209</b>