

COST OF WAR Through September 30, 2016

TOTAL COST

Since September 11, 2001, DoD has obligated **\$1,431.3 billion** for war-related costs:

BREAKDOWN BY OPERATION since September 11, 2001

The **\$1,431.3 billion** breakdown by operation is:

Current Contingencies (\$113.9 billion):

	% of Total
• Operation FREEDOM'S SENTINEL (OFS):	\$74.3 billion (5%)
• Operation INHERENT RESOLVE (OIR):	\$12.0 billion (1%)
• Operation NOBLE EAGLE (ONE):	\$27.6 billion (2%)

Prior Year Contingencies (\$1,317.4 billion):

• Operation IRAQI FREEDOM (OIF)/NEW DAWN (OND):	\$730.7 billion (51%)
• Operation ENDURING FREEDOM (OEF):	\$586.7 billion (41%)

AVERAGE MONTHLY SPENDING

• The <u>average monthly spending</u> for <u>all</u> Operations:	\$3.8 billion (during FY 2016)
• The average monthly spending for OFS :	\$3.8 billion (100%)
• The average monthly spending for OIR :	\$0.5 billion (13%)
• The average monthly spending for OIF/OND :	\$-0.2 billion (-5%)*
• The average monthly spending for OEF :	\$-0.4 billion (-11%)
• The average monthly spending for ONE :	\$<0.1 billion (3%)

*The negative average monthly spending amounts result from normal deobligations and adjustments made within the fiscal year to properly align costs to the appropriate contingency operation.

TALKING POINTS

- Operation FREEDOM'S SENTINEL, which began on January 1, 2015, continues the train, advise, and assist mission of the Afghanistan National Defense and Security Forces (ANDSF) at the corps and Ministry of Defense level, as well as with the Ministry of the Interior. The focus is on those processes associated with financial management, human resource management, force sustainment (logistics), and command and control. There also remains a significant effort to further integrate aviation and intelligence into the operations of the ANDSF.
 - As of the end of September 2016, the Department of Defense (DoD) has approximately 9,700 military personnel in Afghanistan in accordance with the President's guidance to maintain a force management level of no more than 9,800 through December 31, 2016. (Note: The Bilateral Security Agreement does not dictate a specific U.S. troop level; instead, the President based this level on recommendations from his commanders and advisors.)
 - Additionally, about 4,500 North Atlantic Treaty Organization (NATO) troops and 1,700 troops from non-NATO coalition nations remain in Afghanistan after the international combat mission formally ended on December 31, 2014, to conduct the NATO-led Resolute Support (RS) mission to train, advise and assist the ANDSF.
- Operation INHERENT RESOLVE began in August 2014, as a military air power intervention in Iraq and Syria in response to the threat posed by the Islamic State of Iraq and the Levant (ISIL) in the region. It currently focuses on providing equipment and supplies to the Iraqi Security Forces to include the Peshmerga, and vetted Syrian opposition forces. As of the end of September 2016, the DoD has approximately 4,800 military personnel in Iraq and the Levant supporting OIR.

WHAT IS THE MONEY BEING SPENT ON?

- War-related operational costs, such as operational tempo, training, overseas facilities and base support, equipment maintenance, and communications; replacement of combat losses and enhancements;
- Support for deployed troops, which includes food, clothing, and health/medical services, special pay and benefits for troops in the field; and
- Transportation of personnel and equipment (e.g., airlift and sealift into and out of the theater of operations; and support payments for the ANDSF and coalition partners).

Cost of War Update as of September 30, 2016

Cost Estimate for Report

**The cost to the Department of Defense to prepare and assemble this report
is approximately \$181,000 for FY 2016.**

Reference ID: 9-F4BED9

Department of Defense Cost of War as of September 30, 2016

(Dollars in Billions)

By Operation	Total FY 2015	FY 2016			Total Since 9/11
		September 2016	Cumulative 2016	Monthly Avg.	
IRAQI FREEDOM (OIF)/NEW DAWN (OND)⁽¹⁾/Post-OND Iraq Activities	0.9	-1.3	-2.1	-0.2	730.7
INHERENT RESOLVE (OIR)	5.8	0.8	5.9	0.5	12.0
Subtotal OIF/OND/OIR	6.7	-0.5	3.8	0.3	742.7
ENDURING FREEDOM (OEF) ⁽²⁾	14.2	<-0.1	-3.9	-0.4	586.7
FREEDOM'S SENTINEL (OFS) ⁽²⁾	32.5	4.7	41.8	3.8	74.3
Subtotal OEF/OFS	46.7	4.7	37.9	3.4	661.0
NOBLE EAGLE (ONE)	0.1	<0.1	<0.1	<0.1	27.6
TOTAL	53.5	4.2	41.7	3.8	1,431.3

(1) In the Cumulative 2016 column, the Army transferred \$1.7 billion in prior year obligations from OND to OEF to properly align the costs to the appropriate contingency operation for the Joint Improvised Explosive Device Defeat Fund (FY 2013 - \$0.5 billion and FY 2012 - \$1.2 billion). This includes downward adjustments for various fiscal years and appropriations (FY 2009 to 2016: \$0.2 billion). In September the Army adjusted (-\$1.3 billion) prior year procurement and research, development, test, and evaluation OND obligations. On January 1, 2015, Operation ENDURING FREEDOM transitioned to Operation FREEDOM'S SENTINEL.

(2) In the Cumulative 2016 column, the Air Force reallocated several costs resulting in: \$1.4 billion in Operation and Maintenance, Air Force (O&M, AF) moving from OEF to OND and \$0.7 billion in O&M, AF moving from OEF to OFS.

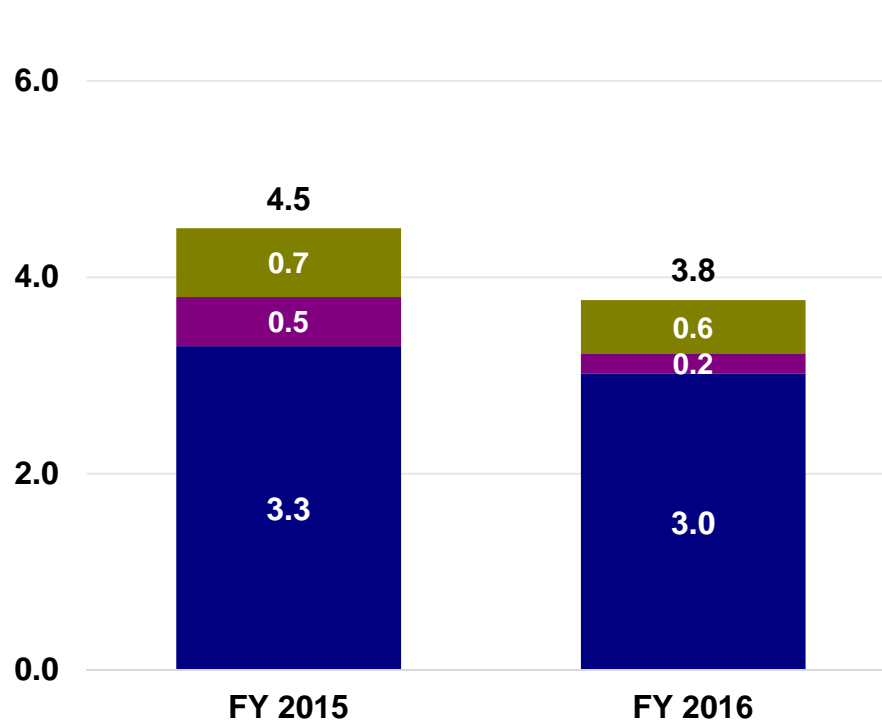
Source: Defense Finance and Accounting Service, Cost of War Monthly Report
Data as of September 30, 2016

Totals may not add due to rounding

FY 2016 Obligations for Contingency Operations Comparison of OIF/OND/OIR/OEF/OFS “Average Monthly Spending” — All Years

(Dollars in Billions)

FY 2016 Average Obligations



Security Forces and Coalition Support

The average obligations are lower due to two pending quarterly reimbursements to Pakistan. These reimbursements are expected to be processed in the first quarter of FY 2017. The average monthly spending was also lower for the Afghan Security Forces Fund, defense equipment and transportation.

Investment

The average obligations are lower than the FY 2015 average due to less spending in joint counter IED, reset, munition, vehicle, and communication and electronic equipment procurement accounts, as contracts are awarded later in the fiscal year or early in the following fiscal year.

Operations

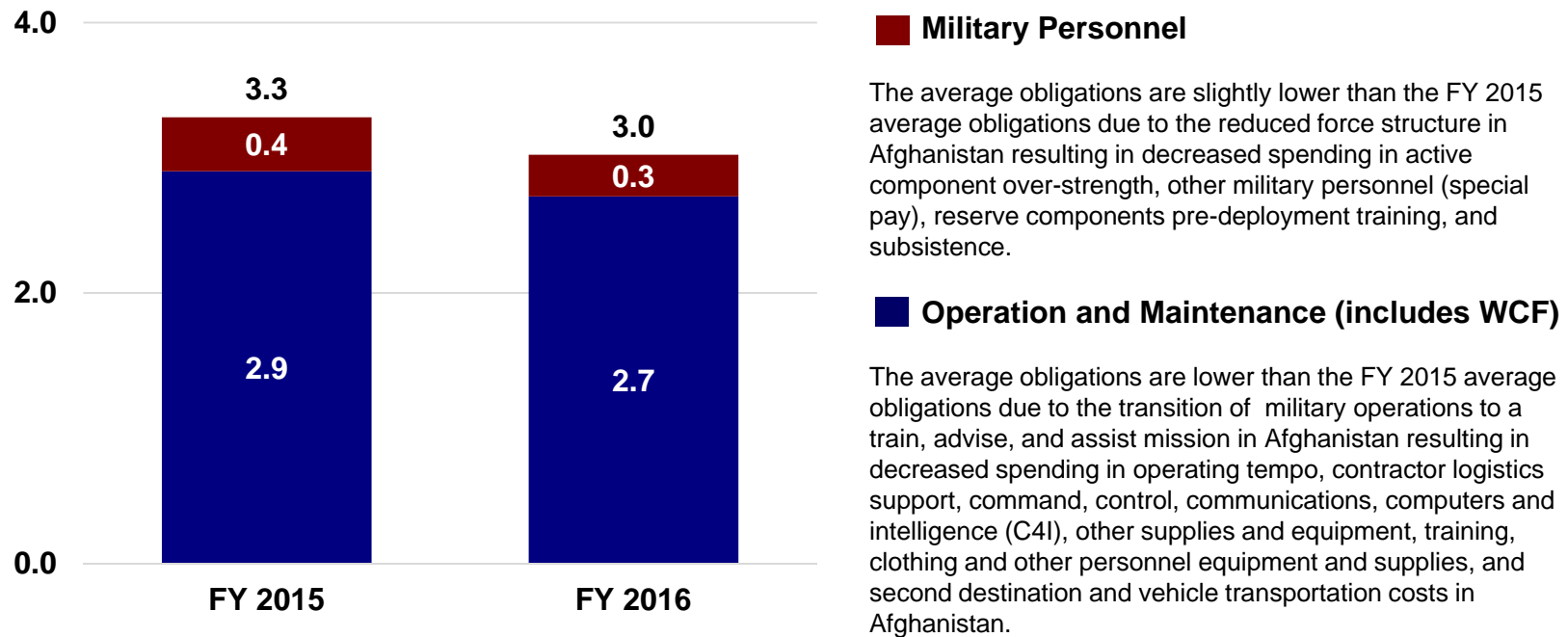
The average obligations are lower due the reduced force structure in Afghanistan and the related decreased spending in active component overstrength, other military personnel (special pay), reserve components pre-deployment training, subsistence, operating tempo, contractor logistics support, command, control, communications, computers and intelligence (C4I), other supplies and equipment, training, clothing and other personnel equipment and supplies, and second destination and vehicle transportation costs in Afghanistan.

FY 2016 average monthly spending is \$3.8 billion, below the FY 2015 average \$4.5 billion.

*Note: Obligation data does not include non-DoD classified programs and less than \$<0.1 billion from base funded Operation NOBLE EAGLE (ONE)
Source: Defense Finance and Accounting Service, Cost of War Monthly Report
Data as of September 30, 2016*

FY 2016 Obligations for Military Operations Comparison of OIF/OND/OIR/OEF/OFS “Average Monthly Spending” — All Years (Dollars in Billions)

FY 2016 Average Obligations



FY 2016 average monthly spending through September is \$3.0 billion, slightly higher than the average monthly spending reported through August of \$2.7 billion.

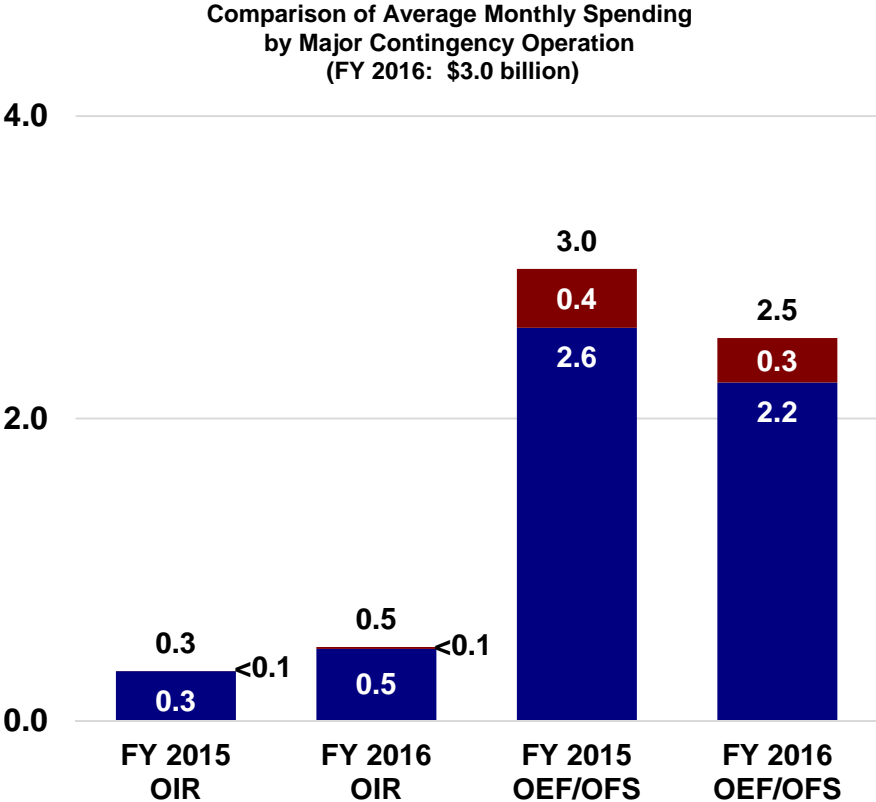
*Note: Obligation data does not include non-DoD classified programs and less than \$<0.1 billion from base funded Operation NOBLE EAGLE (ONE)
Source: Defense Finance and Accounting Service, Cost of War Monthly Report
Data as of September 30, 2016*

FY 2016 Obligations for Military Operations

Comparison of OIF/OND/OIR/OEF/OFS

“Average Monthly Spending” — All Years

(Dollars in Billions)



FY 2016 Average Obligations

■ Military Personnel

OIR: The obligation level has increased slightly due to increased spending in all reserve components called to active duty and subsistence.

OEF/OFS: The average obligations are slightly lower due to the reduced force structure in Afghanistan resulting in decreased spending in active component over-strength, other military personnel (special pay), reserve components pre-deployment training, and subsistence.

■ Operation and Maintenance (includes WCF)

OIR: The average obligations are slightly higher due to increased average spending in depot level maintenance, contractor logistics support, command, control, communications, computers and intelligence (C4I), other personnel support, and other services and miscellaneous contracts.

OEF/OFS: The average obligations are lower due to the transition of military operations to a train, advise, and assist mission in Afghanistan resulting in decreased spending in operating tempo, contractor logistics support, command, control, communications, computers and intelligence (C4I), other supplies and equipment, training, clothing and other personnel equipment and supplies, and second destination and vehicle transportation costs in Afghanistan.

The FY 2016 average monthly OIR spending is slightly higher than the FY 2015 average, while the OEF/OFS has an inverse spending trend of lower average monthly spending when compared to FY 2015.

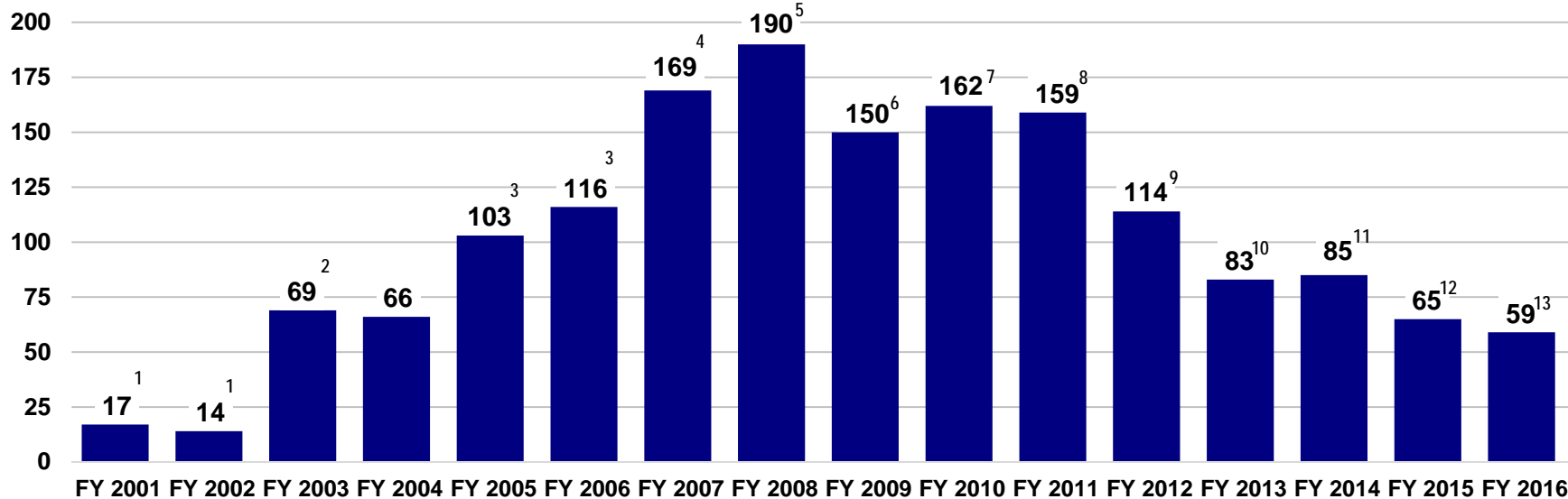
Totals may not add due to rounding

Note: Obligation data does not include non-DoD classified programs and less than \$<0.1 billion from base funded Operation NOBLE EAGLE (ONE)
Source: Defense Finance and Accounting Service, Cost of War Monthly Report.
Data as of September 30, 2016

Cost of War Backup Detail

Funding Appropriated through War-related Requests FY 2001 – FY 2016 (\$1,621B)

(Dollars in Billions)



- 1/ FY 2001 includes \$3.5B of funds appropriated in the FY 2002 Supplemental (PL 107-117) as that is the year where the obligations were incurred. Authorization for the obligation of these funds was provided in the FY 2001 Supplemental (PL 107-38), which provided \$40B to OMB's Emergency Response Program for response to the 9/11 terrorist attacks on the United States
- 2/ FY 2003 reflects a rescission of \$3.5B of Iraq Freedom Funds enacted in the FY 2004 DoD Appropriations Act (PL 108-87)
- 3/ FY 2005 reflects \$25B appropriated in FY 2004 for FY 2005 war-related costs (Title IX Bridge) (PL 108-287); reflects \$3B appropriated in PLs 108-324, 109-61, and 109-62 for Hurricane Disaster Relief
- 4/ FY 2007 includes \$3B appropriated in GWOT Emergency Supplemental (PL 110-28) for BRAC
- 5/ FY 2008 includes \$16.8B appropriated for the Mine Resistant Ambush Protected Transfer Fund (PL 110-92 (\$5.2B)) and (PL 110-116 (\$11.6B)); also includes \$0.143B rescission enacted in the FY 2009 Supplemental but applicable to the FY 2008 OCO; does not reflect the \$3B rescission in PL 110-252 section 8003 applied to baseline programs
- 6/ FY 2009 does not reflect \$4.5B of rescissions enacted in the FY 2009 Supplemental that were applied to the Department's baseline programs; however, FY 2009 reflects \$0.1B of rescissions enacted in PL 113-6 (see note 10)
- 7/ FY 2010 reflects \$0.5B of rescissions enacted in the FY 2010 Supplemental, Education, Jobs, & Medicaid Assistance (PL 111-226), that were applied to the Department's FY 2010 OCO amounts; also, FY 2010 reflects \$0.6B of rescissions enacted in PL 112-74 (see note 9)
- 8/ FY 2011 reflects the FY 2011 Department of Defense and Full Year Continuing Appropriations Act (PL 112-10); also, FY 2011 reflects \$0.2B of rescissions enacted in PL 113-6 (see note 10) and \$0.1B of FY 2013 sequestered amount
- 9/ FY 2012 reflects the \$116B appropriated in the FY 2012 Consolidated Appropriations Act (PL 112-74) and does not reflect the \$0.6B of rescissions enacted in PL 112-74 that were applied to the Department's FY 2010 OCO programs; however, FY 2012 reflects \$1.7B of rescissions enacted in PL 113-6 (see note 10) and \$0.5B of FY 2013 sequestered amount
- 10/ FY 2013 reflects the Consolidated and Further Continuing Appropriations Act (PL 113-6) and does not reflect the \$0.1B, \$0.2B, and \$1.7B of rescissions enacted in PL 113-6 that were applied to the Department's FYs 2009, 2011, and 2012 OCO programs, respectively; however, FY 2013 reflects \$5.5B of FY 2013 sequestered amount
- 11/ FY 2014 reflects the Consolidated Appropriations Act (PL 113-76) and does not reflect the \$0.1B of rescissions enacted in PL 113-76 that were applied to the Department's FYs 2009 (\$0.05B) and 2013 (\$0.09B) in OCO programs, respectively
- 12/ FY 2015 reflects the Consolidated and Further Continuing Appropriations Act (PL 113-235) and does not reflect the \$1.2B of rescissions enacted in PL 113-235 that were applied to the Department's FYs 2014 (\$1.2B) and FY 2013 (\$0.007B) in OCO programs, respectively. Excludes Ebola emergency supplemental funds received in Title X for \$112 million
- 13/ FY 2016 reflects the Consolidated Appropriations Act, 2016 (PL 114-113) and does not reflect the \$0.4 of recessions enacted in PL 114-113 that were applied to FY 2015 Afghanistan Security Forces Fund

Note: Includes funding for OIF/OND/OIR, OEF/OFS, and ONE. Beginning in FY 2005, ONE is funded in the DoD baseline.

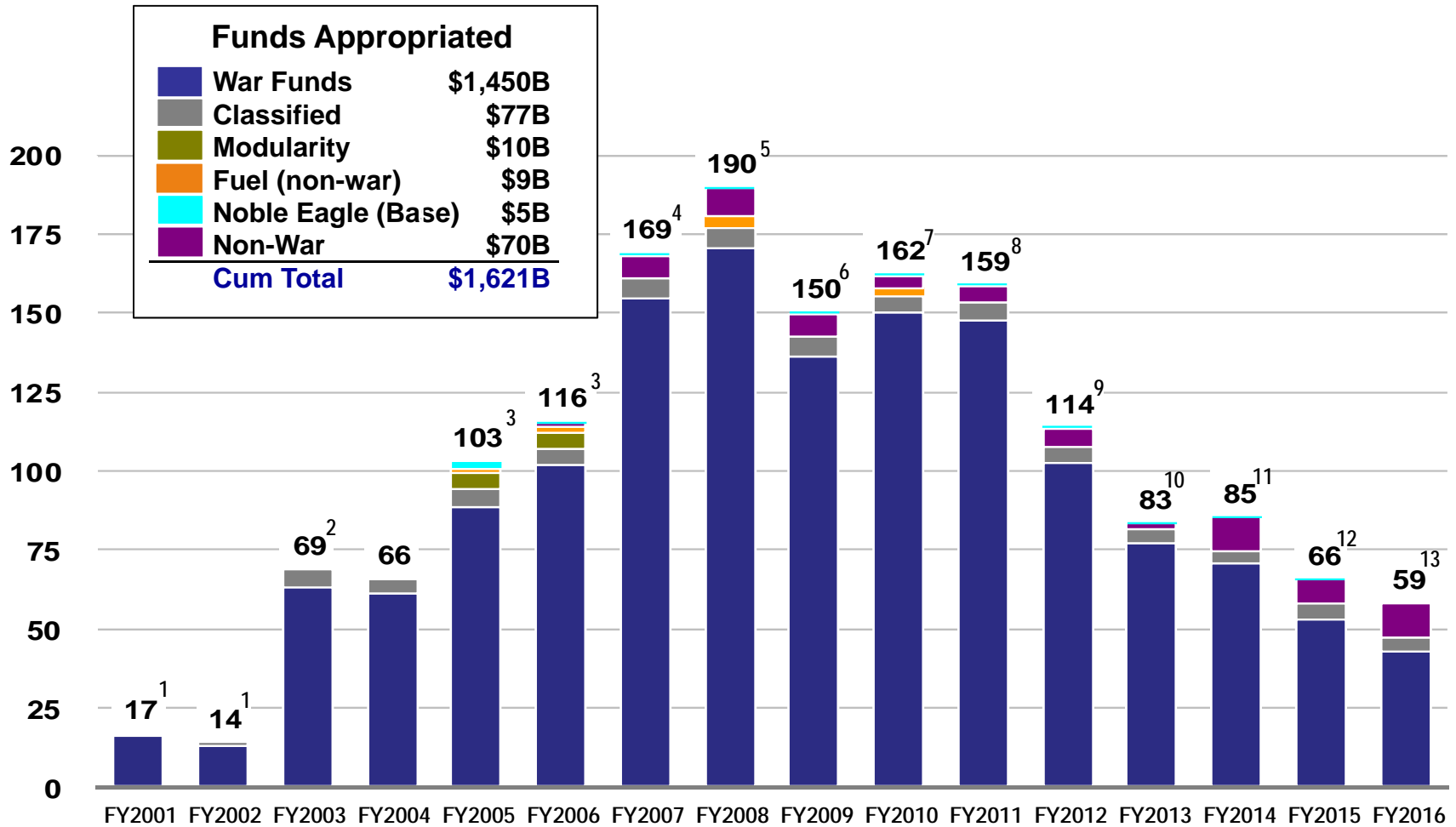
Totals may not add due to rounding

Source: Department of Defense Appropriations Acts
Data as of September 30, 2016

Funding Appropriated through War-related Requests

FY 2001 – FY 2016 (\$1,621B)

(Dollars in Billions)



Explanations for footnotes 1-13 are provided on Slide 14

Totals may not add due to rounding

Note: Includes funding for OIF/OND/OIR, OEF/OFS, and ONE. Beginning in FY 2005, ONE is funded in the DoD baseline.

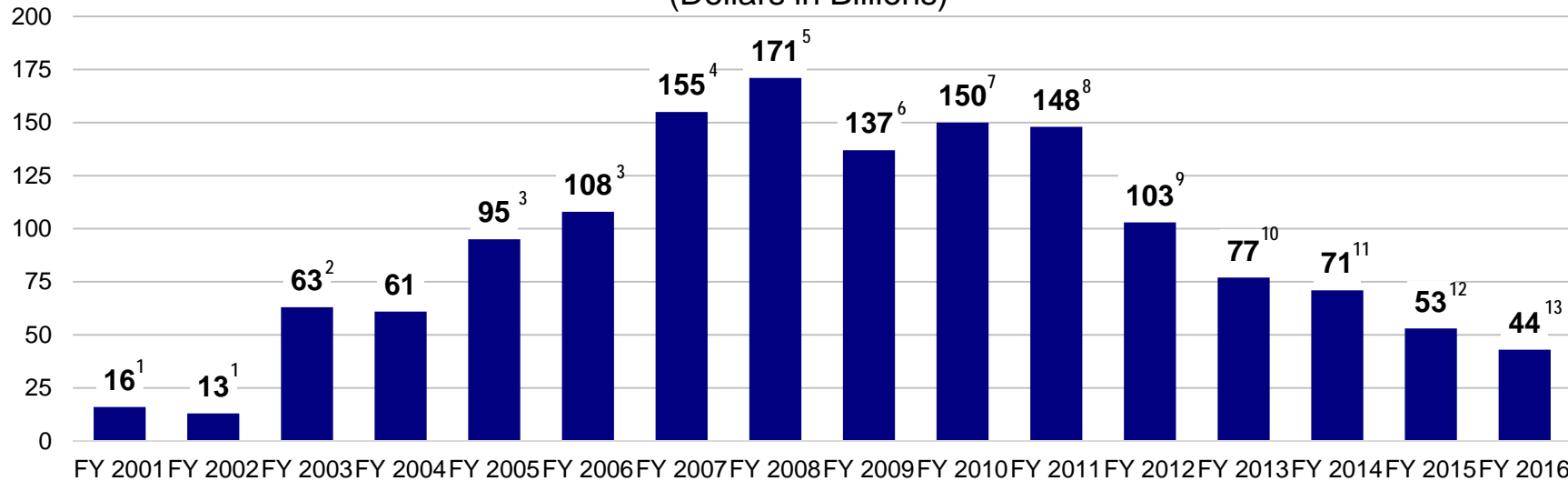
Source: Department of Defense Appropriations Acts

Data as of September 30, 2016

Funding Appropriated through War-related Requests FY 2001 – FY 2016 (\$1,464B)

Excludes Non-DoD Classified and Non-War Costs (\$157B)

(Dollars in Billions)



- 1/ FY 2001 includes \$3.5B of funds appropriated in the FY 2002 Supplemental (PL 107-117) as that is the year where the obligations were incurred. Authorization for the obligation of these funds was provided in the FY 2001 Supplemental (PL 107-38), which provided \$40B to OMB's Emergency Response Program for response to the 9/11 terrorist attacks on the United States
- 2/ FY 2003 reflects a rescission of \$3.5B of Iraq Freedom Funds enacted in the FY 2004 DoD Appropriations Act (PL 108-87)
- 3/ FY 2005 reflects \$25B appropriated in FY 2004 for FY 2005 war-related costs (Title IX Bridge) (PL 108-287); reflects \$3B appropriated in PLs 108-324, 109-61, and 109-62 for Hurricane Disaster Relief
- 4/ FY 2007 includes \$3B appropriated in GWOT Emergency Supplemental (PL 110-28) for BRAC
- 5/ FY 2008 includes \$16.8B appropriated for the Mine Resistant Ambush Protected Transfer Fund (PL 110-92 (\$5.2B)) and (PL 110-116 (\$11.6B)); also includes \$0.143B rescission enacted in the FY 2009 Supplemental but applicable to the FY 2008 OCO; does not reflect the \$3B rescission in PL 110-252 section 8003 applied to baseline programs
- 6/ FY 2009 does not reflect \$4.5B of rescissions enacted in the FY 2009 Supplemental that were applied to the Department's baseline programs; however, FY 2009 reflects \$0.1B of rescissions enacted in PL 113-6 (see note 10)
- 7/ FY 2010 reflects \$0.5B of rescissions enacted in the FY 2010 Supplemental, Education, Jobs, & Medicaid Assistance (PL 111-226), that were applied to the Department's FY 2010 OCO amounts; also, FY 2010 reflects \$0.6B of rescissions enacted in PL 112-74 (see note 9)
- 8/ FY 2011 reflects the FY 2011 Department of Defense and Full Year Continuing Appropriations Act (PL 112-10); also, FY 2011 reflects \$0.2B of rescissions enacted in PL 113-6 (see note 10) and \$0.1B of FY 2013 sequestered amount
- 9/ FY 2012 reflects the \$116B appropriated in the FY 2012 Consolidated Appropriations Act (PL 112-74) and does not reflect the \$0.6B of rescissions enacted in PL 112-74 that were applied to the Department's FY 2010 OCO programs; however, FY 2012 reflects \$1.7B of rescissions enacted in PL 113-6 (see note 10) and \$0.5B of FY 2013 sequestered amount
- 10/ FY 2013 reflects the Consolidated and Further Continuing Appropriations Act (PL 113-6) and does not reflect the \$0.1B, \$0.2B, and \$1.7B of rescissions enacted in PL 113-6 that were applied to the Department's FYs 2009, 2011, and 2012 OCO programs, respectively; however, FY 2013 reflects \$5.5B of FY 2013 sequestered amount
- 11/ FY 2014 reflects the Consolidated Appropriations Act (PL 113-76) and does not reflect the \$0.1B of rescissions enacted in PL 113-76 that were applied to the Department's FYs 2009 (\$0.05B) and 2013 (\$0.09B) in OCO programs, respectively
- 12/ FY 2015 reflects the Consolidated and Further Continuing Appropriations Act (PL 113-235) and does not reflect the \$1.2B of rescissions enacted in PL 113-235 that were applied to the Department's FYs 2014 (\$1.2B) and FY 2013 (\$0.007B) in OCO programs, respectively. Excludes Ebola emergency supplemental funds received in Title X for \$112 million
- 13/ FY 2016 reflects the Consolidated Appropriations Act, 2016 (PL 114-113) and does not reflect the \$0.4 of recessions enacted in PL 114-113 that were applied to FY 2015 Afghanistan Security Forces Fund

Note: Includes funding for OIF/OND/OIR, OEF/OFS, and ONE. Beginning in FY 2005, ONE is funded in the DoD baseline.

Totals may not add due to rounding

Source: Department of Defense Appropriations Acts

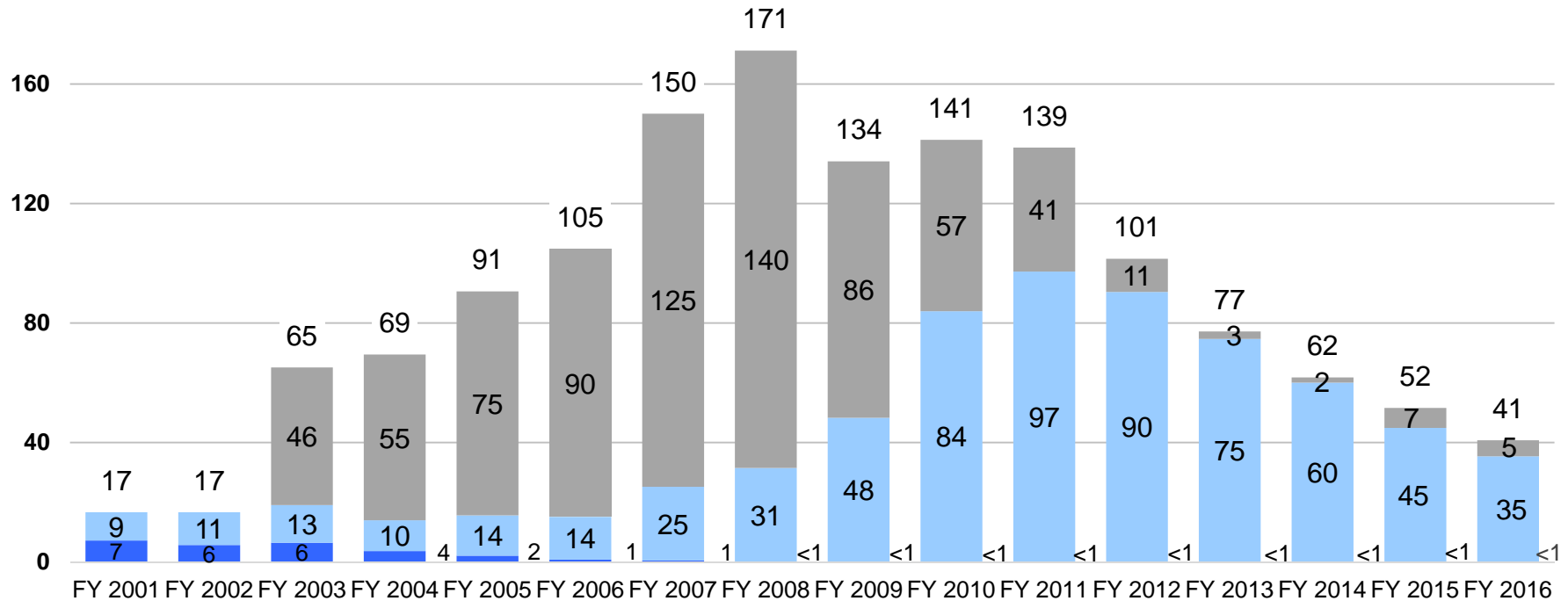
Data as of September 30, 2016

Department of Defense Cost of War

Total War-related Obligations by Year Appropriated

(Dollars in Billions)

War-related Obligations	
Iraq (OIF/OND/Post-OND Iraq Activities)/(OIR)	\$742 B
Afghanistan (OEF)/(OFS)	\$661B
Noble Eagle	<u>\$28 B</u>
Total	\$1,431 B



Note: Obligation data shown against year funds obligated. Does not include non-DoD classified programs.
 Source: Defense Finance and Accounting Service, Cost of War Monthly Report
 Data as of September 30, 2016

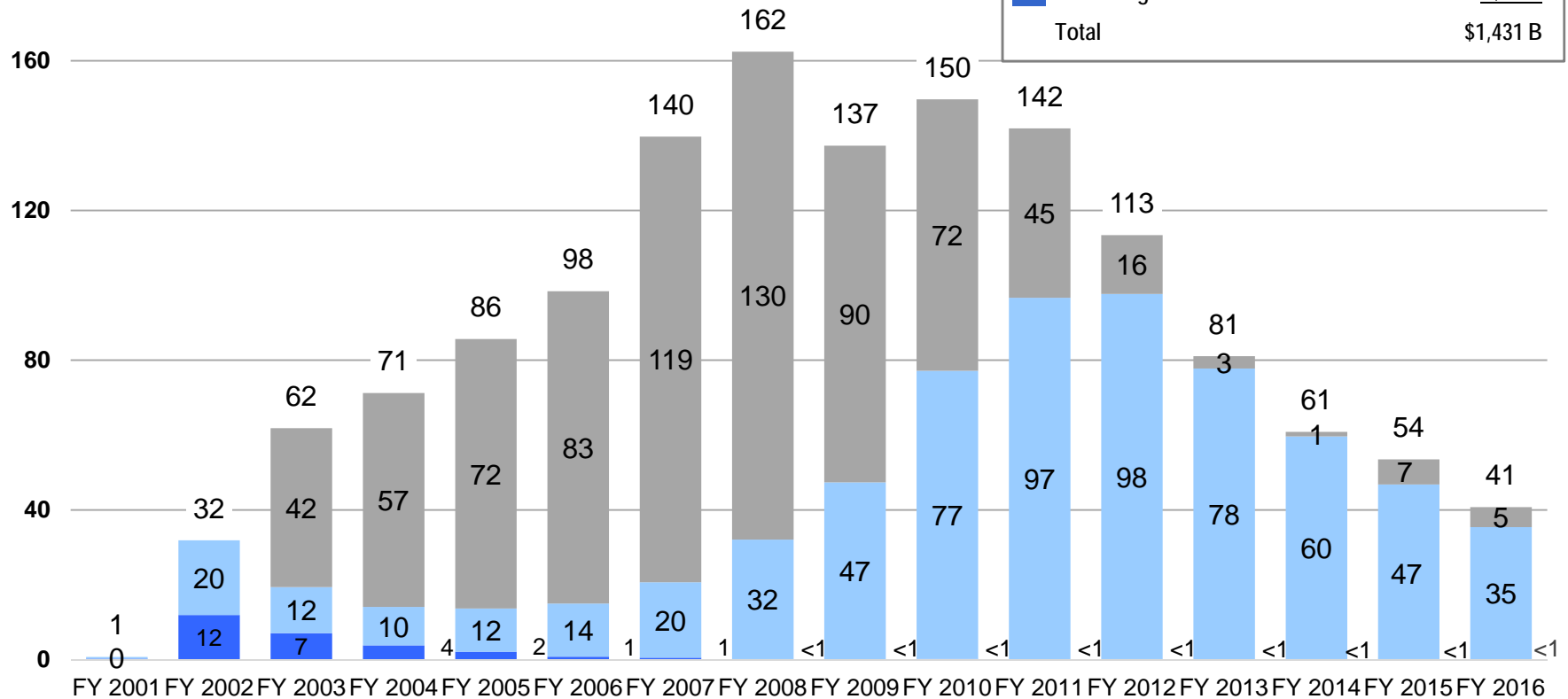
Totals may not add due to rounding

Department of Defense Cost of War

Total War-related Obligations by Year Incurred

(Dollars in Billions)

War-related Obligations	
Iraq (OIF/OND/Post-OND Iraq Activities)/(OIR)	\$742 B
Afghanistan (OEF)/(OFS)	\$661 B
Noble Eagle	\$28 B
Total	\$1,431 B



Note: Obligation data shown against year funds obligated. Does not include non-DoD classified programs.
 Source: Defense Finance and Accounting Service, Cost of War Monthly Report
 Data as of September 30, 2016

Totals may not add due to rounding

FY 2016 Obligations for Contingency Operations Reported August to September 2016 All Appropriations, All Years

(Dollars in Billions)

	<u>August</u>	<u>September</u>	<u>Delta</u>
■ Iraq/Post Iraq ⁽¹⁾	\$0.4B	\$-0.5B	\$-0.9B
■ Afghanistan ⁽²⁾	\$2.5B	\$4.7B	\$+2.2B
■ Noble Eagle (NE)	\$<0.1B	\$<0.1B	\$<-0.1B
Total Cost	\$3.0B	\$4.2B	\$+1.2B

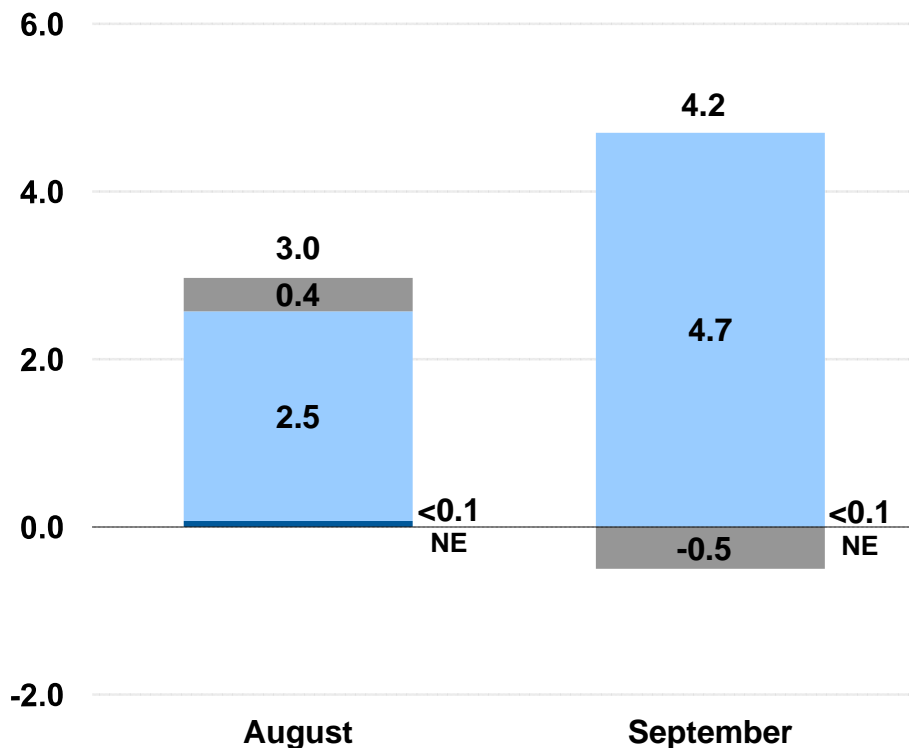
Major changes from August to September 2016 are:

Iraq/Post Iraq \$-0.9B:

- \$-<0.1B in personnel and personnel support costs reflect a slight decrease in Temporary Duty /Additional Duty.
- \$+0.3B in operations costs reflect increases in operating tempo, depot level maintenance, command, control, communications, computers and intelligence (C4I), other supplies and equipment, and facilities and base support.
- \$<-1.3B in investment costs reflects a -\$1.3B adjustment by Army to prior year obligations for communications and electronic equipment and vehicle procurement.
- \$+0.1B in coalition support costs reflect increases in Syria Train and Equip related trainee equipment and support, and U.S. trainer and enabler; and Iraq Train and Equip defense force sustainment.

Afghanistan \$+2.2B:

- \$+<0.1B in personnel and personnel support costs reflect a slight decrease in Temporary Duty /Additional Duty, clothing and other personnel equipment, and supplies, and active component overstrength.
- \$+1.4B in operations costs reflect increases in C4I, other services and miscellaneous contracts, other supplies and equipment, facilities and base support, intermediate level maintenance, and airlift.
- \$+0.2B in investment costs reflect a slight increase in vehicle and aircraft procurement, and joint counter improvised explosive device (IED).
- \$+0.5B in coalition support costs reflect increases in Afghanistan Security Forces Fund- defense force sustainment, training and operations, and infrastructure, and interior forces sustainment, infrastructure, and equipment.



(1) Obligation data includes OND/Post-OND Iraq Activities/OIR

(2) Obligations data includes OEF/OFS

Note: Obligation data does not include non-DoD classified programs.

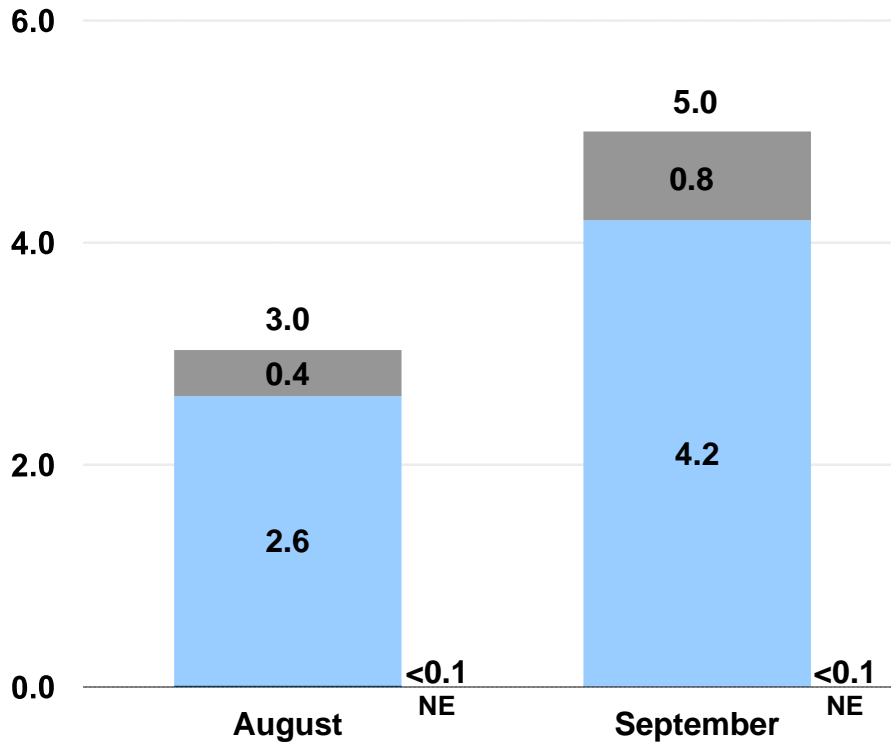
Source: Defense Finance and Accounting Service, Cost of War Monthly Report- Data as of September 30, 2016

Totals may not add due to rounding

FY 2016 Obligations for Contingency Operations Reported August to September 2016 FY 2016 Amounts Only

(Dollars in Billions)

	<u>August</u>	<u>September</u>	<u>Delta</u>
■ Iraq/Post Iraq ⁽¹⁾	\$0.4B	\$0.8B	\$+0.4B
■ Afghanistan ⁽²⁾	\$2.6B	\$4.2B	\$+1.6B
■ Noble Eagle (NE)	\$<0.1B	\$<0.1B	\$<-0.1B
Total Cost	\$3.0B	\$5.0B	\$+2.0B



Major changes from August to September 2016 are:

Iraq \$+0.4B:

- \$-<0.1B in personnel and personnel support costs reflect a slight decrease in Temporary Duty /Additional Duty.
- \$+0.3B in operations costs reflect increases in operating tempo, facilities and base support, other services and miscellaneous contracts, and other supplies and equipment.
- \$+0.0B in investment costs reflect a slight increase munition procurement.
- \$+0.1B in coalition support costs reflect increases in trainee equipment and support and U.S. trainer and enabler support for the Syria Train and Equip program.

Afghanistan \$+1.7B:

- \$-<0.1B in personnel and personnel support costs reflect a slight decrease in Temporary Duty /Additional Duty and active component overstrength.
- \$+1.4B in operations costs reflect increases in command, control, communications, computers and intelligence (C4I), other services and miscellaneous contracts, other supplies and equipment, facilities and base support, intermediate level maintenance, and airlift.
- \$+0.3B in investment costs reflect a slight increase in vehicle procurement.
- \$-0.0B in coalition support costs reflect slight decreases in Afghanistan Security Forces Fund defense forces, equipment and transportation, and training and operations, and interior forces sustainment and equipment.

(1) Obligation data includes OND/Post-OND Iraq Activities/OIR

(2) Obligations data includes OEF/OFS

Note: Obligation data does not include non-DoD classified programs.

Source: Defense Finance and Accounting Service, Cost of War Monthly Report Data as of September 30, 2016

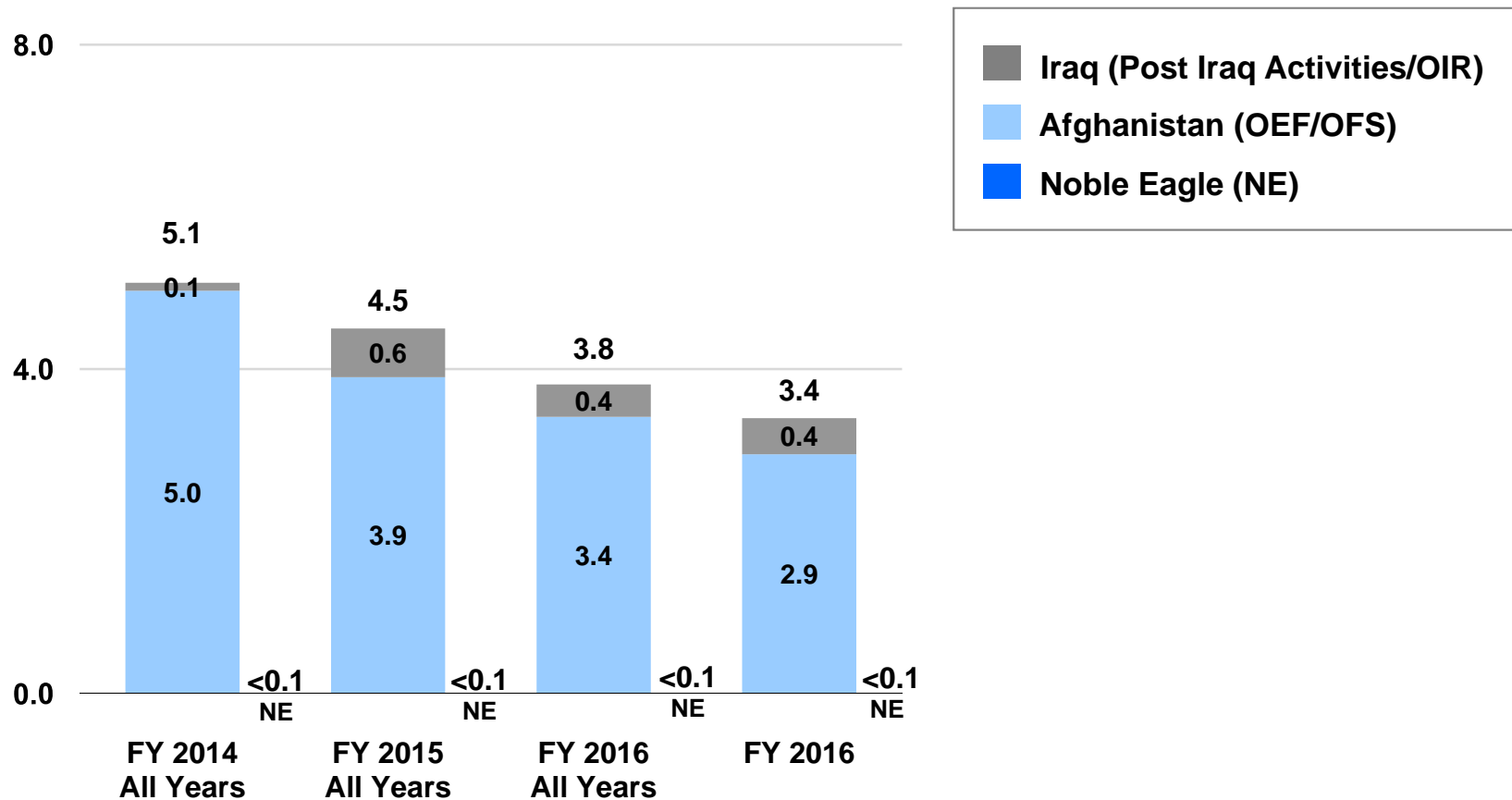
Totals may not add due to rounding

FY 2016 Obligations for Contingency Operations

Comparison of OIF/OND/Post-OND Iraq Activities/OIR OEF/OFS/ONE

“Average Monthly Spending”

(Dollars in Billions)



*Note: Obligation data does not include non-DoD classified programs.
Source: Defense Finance and Accounting Service, Cost of War Monthly Report
Data as of September 30, 2016*

Totals may not add due to rounding

Explanatory Footnotes for Slide 8

1/ FY 2001 includes \$3.5B of funds appropriated in the FY 2002 Supplemental (PL 107-117) as that is the year where the obligations were incurred. Authorization for the obligation of these funds was provided in the FY 2001 Supplemental (PL 107-38), which provided \$40B to OMB's Emergency Response Program for response to the 9/11 terrorist attacks on the United States

2/ FY 2003 reflects a rescission of \$3.5B of Iraq Freedom Funds enacted in the FY 2004 DoD Appropriations Act (PL 108-87)

3/ FY 2005 reflects \$25B appropriated in FY 2004 for FY 2005 war-related costs (Title IX Bridge) (PL 108-287); reflects \$3B appropriated in PLs 108-324, 109-61, and 109-62 for Hurricane Disaster Relief

4/ FY 2007 includes \$3B appropriated in GWOT Emergency Supplemental (PL 110-28) for BRAC

5/ FY 2008 includes \$16.8B appropriated for the Mine Resistant Ambush Protected Transfer Fund (PL 110-92 (\$5.2B)) and (PL 110-116 (\$11.6B)); also includes \$0.143B rescission enacted in the FY 2009 Supplemental but applicable to the FY 2008 OCO; does not reflect the \$3B rescission in PL 110-252 section 8003 applied to baseline programs

6/ FY 2009 does not reflect \$4.5B of rescissions enacted in the FY 2009 Supplemental that were applied to the Department's baseline programs; however, FY 2009 reflects \$0.1B of rescissions enacted in PL 113-6 (see note 10)

7/ FY 2010 reflects \$0.5B of rescissions enacted in the FY 2010 Supplemental, Education, Jobs, & Medicaid Assistance (PL 111-226), that were applied to the Department's FY 2010 OCO amounts; also, FY 2010 reflects \$0.6B of rescissions enacted in PL 112-74 (see note 9)

8/ FY 2011 reflects the FY 2011 Department of Defense and Full Year Continuing Appropriations Act (PL 112-10); also, FY 2011 reflects \$0.2B of rescissions enacted in PL 113-6 (see note 10) and \$0.1B of FY 2013 sequestered amount

9/ FY 2012 reflects the \$116B appropriated in the FY 2012 Consolidated Appropriations Act (PL 112-74) and does not reflect the \$0.6B of rescissions enacted in PL 112-74 that were applied to the Department's FY 2010 OCO programs; however, FY 2012 reflects \$1.7B of rescissions enacted in PL 113-6 (see note 10) and \$0.5B of FY 2013 sequestered amount

10/ FY 2013 reflects the Consolidated and Further Continuing Appropriations Act (PL 113-6) and does not reflect the \$0.1B, \$0.2B, and \$1.7B of rescissions enacted in PL 113-6 that were applied to the Department's FYs 2009, 2011, and 2012 OCO programs, respectively; however, FY 2013 reflects \$5.5B of FY 2013 sequestered amount

11/ FY 2014 reflects the Consolidated Appropriations Act (PL 113-76) and does not reflect the \$0.1B of rescissions enacted in PL 113-76 that were applied to the Department's FYs 2009 (\$0.05B) and 2013 (\$0.09B) in OCO programs, respectively

12/ FY 2015 reflects the Consolidated and Further Continuing Appropriations Act (PL 113-235) and does not reflect the \$1.2B of rescissions enacted in PL 113-235 that were applied to the Department's FYs 2014 (\$1.2B) and FY 2013 (\$0.007B) in OCO programs, respectively. Excludes Ebola emergency supplemental funds received in Title X for \$112 million

13/ FY 2016 reflects the Consolidated Appropriations Act, 2016 (PL 114-113) and does not reflect the \$0.4 of recessions enacted in PL 114-113 that were applied to FY 2015 Afghanistan Security Forces Fund

DEPARTMENT OF DEFENSE (DoD)
ESTIMATE OF COST OF WAR REPORT

As of September 30, 2016

Cost Estimate for Report

The cost to the Department of Defense to prepare and assemble this report is approximately \$181,000 for FY 2016.

Reference ID: 9-7F4BED9

**Cost of War Report
September 30, 2016**

Table of Contents

<u>Title of Report</u>	<u>Page</u>
Summary Cost of War Obligations by Component, Appropriation and Operation	1
Military Personnel Subsidiary Report	
Fiscal Years 2007 – 2016 All Appropriations (Cost Breakdown Structure)	13
Fiscal Year 2016 All Appropriations (Cost Breakdown Structure)	19
Operation and Maintenance Subsidiary Report	
Fiscal Years 2007- 2016 All Appropriations (Cost Breakdown Structure)	25
Fiscal Year 2016 All Appropriations (Cost Breakdown Structure)	45
FY 2016 Cost of War for FY 2016 Appropriations	61
FY 2016 Cost of War for FY 2015 Appropriations	66
FY 2016 Cost of War for FY 2014 Appropriations	71
<u>Title of Other Contingency Operations</u>	<u>Page</u>
Operation JUNIPER MICRON	1 of 4
Operation OBSERVANT COMPASS	3 of 4

**Summary Cost of War Obligations by Component, Appropriation and
Operation**

COST OF WAR
Summary Obligations by Component, Appropriation and Operation
Fiscal Year 2007 - 2016
(Amounts in Thousands)
As of September 30, 2016

Appropriation	Operation New Dawn (OND) / Post-OND Iraq Activities		Operation Enduring Freedom		Operation Freedom's Sentinel		Operation Noble Eagle		Operation Inherent Resolve		Summary	
	Obligations September 2016	Obligations Year To Date	Obligations September 2016	Obligations Year To Date	Obligations September 2016	Obligations Year To Date	Obligations September 2016	Obligations Year To Date	Obligations September 2016	Obligations Year To Date	Obligations September 2016	Obligations Year To Date
DoD Total	-1,341,376	-2,138,452	-46,449	-3,944,596	4,728,886	41,791,183	4,922	43,176	887,277	5,986,406	4,233,260	41,737,717
Military Personnel	8	140	-5	-4,031	258,506	3,242,818	3,868	39,584	19,440	143,777	281,817	3,422,288
Operation and Maintenance	20,822	1,024,724	-90,646	-5,197,756	3,299,673	30,193,936	1,054	3,592	649,074	4,598,390	3,879,977	30,622,886
Afghanistan Security Forces Fund	0	0	74,199	-1,023,117	710,364	5,312,513	0	0	0	0	784,563	4,289,396
Iraq Security Forces Fund	-3,043	-18,438	0	0	0	0	0	0	0	0	-3,043	-18,438
Pakistan Counterinsurgency Fund	0	0	-13,390	-13,881	0	0	0	0	0	0	-13,390	-13,881
Afghanistan Infrastructure Fund	0	0	0	-18,468	0	0	0	0	0	0	0	-18,468
Iraq Train and Equip Fund	0	0	0	0	0	0	0	0	181,358	1,031,295	181,358	1,031,295
Procurement	-1,301,250	-1,321,335	-68,871	506,366	410,099	2,546,288	0	0	37,311	209,333	-922,711	1,940,652
Joint Improvised Explosive Device Defeat Fund	-57,770	-1,822,779	24,253	1,686,911	46,149	460,916	0	0	0	0	12,632	325,048
Research, Development, Test and Evaluation	-143	-764	19,401	119,768	2,986	33,603	0	0	94	3,611	22,338	156,218
Revolving and Management Funds	0	0	15,957	24,024	1,109	1,109	0	0	0	0	17,066	25,133
Military Construction	0	0	-7,347	-24,412	0	0	0	0	0	0	-7,347	-24,412
Army Total	-1,327,081	-3,271,850	-247,018	231,700	2,996,426	21,854,406	10,128	77,599	428,374	2,490,999	1,860,829	21,382,854
Military Personnel	0	12	-5	-4,035	172,793	1,918,052	3,188	29,909	13,454	104,013	189,430	2,047,951
Operation and Maintenance	29,081	-135,296	-28,078	-256,475	1,695,334	12,288,166	6,940	47,690	232,575	1,327,344	1,935,852	13,271,429
Afghanistan Security Forces Fund	0	0	74,199	-1,023,117	710,364	5,312,513	0	0	0	0	784,563	4,289,396
Iraq Security Forces Fund	-3,043	-18,438	0	0	0	0	0	0	0	0	-3,043	-18,438
Pakistan Counterinsurgency Fund	0	0	-13,390	-13,881	0	0	0	0	0	0	-13,390	-13,881
Afghanistan Infrastructure Fund	0	0	0	-18,468	0	0	0	0	0	0	0	-18,468
Iraq Train and Equip Fund	0	0	0	0	0	0	0	0	181,358	1,031,295	181,358	1,031,295
Procurement	-1,295,212	-1,295,212	-326,185	-143,754	368,800	1,841,156	0	0	893	26,847	-1,251,704	429,037
Joint Improvised Explosive Device Defeat Fund	-57,770	-1,822,779	24,253	1,686,911	46,149	460,916	0	0	0	0	12,632	325,048
Research, Development, Test and Evaluation	-137	-137	22,161	22,161	2,986	33,603	0	0	94	1,500	25,104	57,127
Military Construction	0	0	27	-17,642	0	0	0	0	0	0	27	-17,642
Navy/Marine Corps Total	4,329	4,004	73,712	-829,010	252,773	6,875,274	0	0	39,654	544,138	370,468	6,594,406
Navy Total	158	-2,069	95,725	279,166	534,587	5,189,042	0	0	44,656	533,827	675,126	5,999,966
Military Personnel	0	0	0	0	32,683	355,244	0	0	0	0	32,683	355,244
Operation and Maintenance	0	0	0	0	466,221	4,632,981	0	0	28,551	460,460	494,772	5,093,441
Procurement	158	-2,069	96,048	283,978	35,683	200,817	0	0	16,105	71,256	147,994	553,982
Research, Development, Test and Evaluation	0	0	-343	-1,485	0	0	0	0	0	2,111	-343	626
Military Construction	0	0	20	-3,327	0	0	0	0	0	0	20	-3,327
Marine Corps Total	4,171	6,073	-22,013	-1,108,176	-281,814	1,686,232	0	0	-5,002	10,311	-304,658	594,440
Military Personnel	0	0	0	0	-25,299	146,893	0	0	0	0	-25,299	146,893
Operation and Maintenance	4,847	7,620	-19,568	-1,059,580	-256,632	1,440,939	0	0	-5,002	10,311	-276,355	399,290
Procurement	-676	-1,547	-2,445	-48,596	117	98,400	0	0	0	0	-3,004	48,257
Air Force Total	-16,028	1,134,966	120,994	-3,323,955	1,025,714	9,168,429	-5,112	-34,490	316,196	2,208,927	1,441,764	9,153,877

COST OF WAR
Summary Obligations by Component, Appropriation and Operation
Fiscal Year 2007 - 2016
(Amounts in Thousands)
As of September 30, 2016

Appropriation	Operation New Dawn (OND) / Post-OND Iraq Activities		Operation Enduring Freedom		Operation Freedom's Sentinel		Operation Noble Eagle		Operation Inherent Resolve		Summary	
	Obligations September 2016	Obligations Year To Date	Obligations September 2016	Obligations Year To Date	Obligations September 2016	Obligations Year To Date	Obligations September 2016	Obligations Year To Date	Obligations September 2016	Obligations Year To Date	Obligations September 2016	Obligations Year To Date
Military Personnel	8	128	0	4	78,329	822,629	680	9,675	5,986	39,764	85,003	872,200
Operation and Maintenance	-10,516	1,156,802	-27,890	-3,669,502	938,055	8,098,439	-5,792	-44,165	289,897	1,984,894	1,183,754	7,526,468
Procurement	-5,520	-21,964	158,695	249,257	9,330	247,361	0	0	20,313	184,269	182,818	658,923
Research, Development, Test and Evaluation	0	0	-2,417	99,729	0	0	0	0	0	0	-2,417	99,729
Military Construction	0	0	-7,394	-3,443	0	0	0	0	0	0	-7,394	-3,443
Defense Agencies Total	-2,596	-5,572	5,863	-23,331	453,973	3,893,074	-94	67	103,053	742,342	560,199	4,606,580
Operation and Maintenance	-2,590	-4,402	-15,110	-212,199	456,695	3,733,411	-94	67	103,053	815,381	541,954	4,332,258
Procurement	0	-543	5,016	165,481	-3,831	158,554	0	0	0	-73,039	1,185	250,453
Research, Development, Test and Evaluation	-6	-627	0	-637	0	0	0	0	0	0	-6	-1,264
Revolving and Management Funds	0	0	15,957	24,024	1,109	1,109	0	0	0	0	17,066	25,133

COST OF WAR
Obligations by Component, Appropriation and Operation
Fiscal Year 2007 - 2016
(Amounts in Thousands)
As of September 30, 2016

Appropriation	Operation New Dawn (OND) / Post-OND Iraq Activities		Operation Enduring Freedom		Operation Freedom's Sentinel		Operation Noble Eagle		Operation Inherent Resolve		Summary	
	Obligations September 2016	Obligations Year to Date	Obligations September 2016	Obligations Year to Date	Obligations September 2016	Obligations Year to Date	Obligations September 2016	Obligations Year to Date	Obligations September 2016	Obligations Year to Date	Obligations September 2016	Obligations Year to Date
DoD Total	-1,341,376	-2,138,452	-46,449	-3,944,596	4,728,886	41,791,183	4,922	43,176	887,277	5,986,406	4,233,260	41,737,717
Army Total	-1,327,081	-3,271,850	-247,018	231,700	2,996,426	21,854,406	10,128	77,599	428,374	2,490,999	1,860,829	21,382,854
Army Active	-1,327,081	-3,271,793	-247,014	239,632	2,971,375	21,631,568	10,128	77,599	428,332	2,490,859	1,835,740	21,167,865
21 2016/2016 2010 Military Personnel, Army	0	0	0	0	159,929	1,771,752	3,188	29,909	13,454	104,012	176,571	1,905,673
21 2011/2011 2020 Operation and Maintenance, Army	-2,924	-160,431	-16,190	-83,874	0	0	0	0	0	0	-19,114	-244,305
21 2012/2012 2020 Operation and Maintenance, Army	-245	-4,436	-6	-148,546	0	0	0	0	0	0	-251	-152,982
21 2013/2013 2020 Operation and Maintenance, Army	0	-87	8	-2,355	0	0	0	0	0	0	8	-2,442
21 2014/2014 2020 Operation and Maintenance, Army	0	-49	15	-538	0	0	0	0	0	0	15	-587
21 2015/2015 2020 Operation and Maintenance, Army	0	-3,854	-11,906	-17,265	0	0	0	0	0	0	-11,906	-21,119
21 2015/2016 2020 Operation and Maintenance, Army	0	0	0	0	0	95,053	0	0	0	0	0	95,053
21 2016/2016 2020 Operation and Maintenance, Army	32,250	33,630	0	0	1,683,147	12,116,575	6,940	47,690	232,533	1,327,205	1,954,870	13,525,100
21 2009/2011 2031 Aircraft Procurement, Army	-11,053	-11,053	-3,946	-3,946	0	0	0	0	0	0	-14,999	-14,999
21 2014/2016 2031 Aircraft Procurement, Army	0	0	4,150	112,444	0	0	0	0	0	0	4,150	112,444
21 2015/2017 2031 Aircraft Procurement, Army	0	0	0	0	2,319	406,825	0	0	0	0	2,319	406,825
21 2016/2018 2031 Aircraft Procurement, Army	0	0	0	0	42,218	167,377	0	0	0	0	42,218	167,377
21 2009/2011 2032 Missile Procurement, Army	-7,083	-7,083	-1,771	-1,771	0	0	0	0	0	0	-8,854	-8,854
21 2014/2016 2032 Missile Procurement, Army	0	0	522	32,925	0	0	0	0	0	0	522	32,925
21 2015/2017 2032 Missile Procurement, Army	0	0	0	0	0	0	0	0	567	13,632	567	13,632
21 2016/2018 2032 Missile Procurement, Army	0	0	0	0	0	0	0	0	323	3,387	323	3,387
21 2009/2011 2033 Procurement of Weapons & Tracked Vehicles	-14,646	-14,646	-1,425	-1,425	0	0	0	0	0	0	-16,071	-16,071
21 2016/2018 2033 Procurement of Weapons & Tracked Vehicles	0	0	0	0	54,707	194,475	0	0	0	0	54,707	194,475
21 2009/2011 2034 Procurement of Ammunition, Army	-1,696	-1,696	1,527	1,527	0	0	0	0	0	0	-169	-169
21 2014/2016 2034 Procurement of Ammunition, Army	0	0	491	2,512	0	0	0	0	0	0	491	2,512
21 2015/2017 2034 Procurement of Ammunition, Army	0	0	0	0	-2,464	10,278	0	0	0	0	-2,464	10,278
21 2016/2018 2034 Procurement of Ammunition, Army	0	0	0	0	24,065	171,941	0	0	0	0	24,065	171,941
21 2009/2011 2035 Other Procurement, Army	-1,260,734	-1,260,734	-336,588	-336,588	0	0	0	0	0	0	-1,597,322	-1,597,322
21 2014/2016 2035 Other Procurement, Army	0	0	10,855	50,568	0	0	0	0	0	0	10,855	50,568
21 2015/2017 2035 Other Procurement, Army	0	0	0	0	-18,827	87,807	0	0	0	1,365	-18,827	89,172
21 2016/2018 2035 Other Procurement, Army	0	0	0	0	266,782	802,453	0	0	3	8,463	266,785	810,916
21 2010/2011 2040 Research, Development, Test, and Eval, Army	-137	-137	22,161	22,161	0	0	0	0	0	0	22,024	22,024
21 2015/2016 2040 Research, Development, Test, and Eval, Army	0	0	0	0	2,986	33,603	0	0	0	0	2,986	33,603
21 2016/2017 2040 Research, Development, Test, and Eval, Army	0	0	0	0	0	0	0	0	94	1,500	94	1,500
21 2010/2012 2050 Military Construction, Army	0	0	0	-3,843	0	0	0	0	0	0	0	-3,843

COST OF WAR
Obligations by Component, Appropriation and Operation
Fiscal Year 2007 - 2016
(Amounts in Thousands)
As of September 30, 2016

	Operation New Dawn (OND) / Post-OND Iraq Activities		Operation Enduring Freedom		Operation Freedom's Sentinel		Operation Noble Eagle		Operation Inherent Resolve		Summary	
	Obligations September 2016	Obligations Year to Date	Obligations September 2016	Obligations Year to Date	Obligations September 2016	Obligations Year to Date	Obligations September 2016	Obligations Year to Date	Obligations September 2016	Obligations Year to Date	Obligations September 2016	Obligations Year to Date
Appropriation												
21 2011/2013 2050 Military Construction, Army	0	0	27	-15,740	0	0	0	0	0	0	27	-15,740
21 2012/2012 2050 Military Construction, Army	0	0	0	1,941	0	0	0	0	0	0	0	1,941
21 2010/2011 2091 Afghanistan Security Forces Fund, Army	0	0	74,085	-56,736	0	0	0	0	0	0	74,085	-56,736
21 2011/2012 2091 Afghanistan Security Forces Fund, Army	0	0	57	-48,783	0	0	0	0	0	0	57	-48,783
21 2012/2013 2091 Afghanistan Security Forces Fund, Army	0	0	-5	-34,332	0	0	0	0	0	0	-5	-34,332
21 2013/2014 2091 Afghanistan Security Forces Fund, Army	0	0	62	3,756	0	0	0	0	0	0	62	3,756
21 2014/2015 2091 Afghanistan Security Forces Fund, Army	0	0	0	-887,022	5,052	872,105	0	0	0	0	5,052	-14,917
21 2015/2016 2091 Afghanistan Security Forces Fund, Army	0	0	0	0	458,374	1,774,771	0	0	0	0	458,374	1,774,771
21 2016/2017 2091 Afghanistan Security Forces Fund, Army	0	0	0	0	246,938	2,665,637	0	0	0	0	246,938	2,665,637
21 2010/2011 2092 Iraq Security Forces Fund, Army	-3,043	-17,936	0	0	0	0	0	0	0	0	-3,043	-17,936
21 2011/2012 2092 Iraq Security Forces Fund, Army	0	-502	0	0	0	0	0	0	0	0	0	-502
21 2009/2011 2093 Joint Improvised Explosive Device Defeat Fund	-57,757	-87,391	17,848	49,328	0	0	0	0	0	0	-39,909	-38,063
21 2010/2012 2093 Joint Improvised Explosive Device Defeat Fund	0	1,973	0	-1,962	0	0	0	0	0	0	0	11
21 2011/2013 2093 Joint Improvised Explosive Device Defeat Fund	-13	-400	-13	-400	0	0	0	0	0	0	-26	-800
21 2012/2014 2093 Joint Improvised Explosive Device Defeat Fund	0	-1,177,187	-508	1,173,731	0	0	0	0	0	0	-508	-3,456
21 2013/2015 2093 Joint Improvised Explosive Device Defeat Fund	0	-559,774	-2,465	556,932	0	0	0	0	0	0	-2,465	-2,842
21 2014/2016 2093 Joint Improvised Explosive Device Defeat Fund	0	0	9,391	22,230	0	0	0	0	0	0	9,391	22,230
21 2015/2017 2093 Joint Improvised Explosive Device Defeat Fund	0	0	0	-112,948	13,594	173,687	0	0	0	0	13,594	60,739
21 2016/2018 2093 Joint Improvised Explosive Device Defeat Fund	0	0	0	0	32,555	287,229	0	0	0	0	32,555	287,229
21 2009/2011 2095 Pakistan Counterinsurgency Fund, Army	0	0	-13,390	-13,881	0	0	0	0	0	0	-13,390	-13,881
21 2011/2012 2096 Afghanistan Infrastructure Fund, Army	0	0	0	-12,169	0	0	0	0	0	0	0	-12,169
21 2012/2013 2096 Afghanistan Infrastructure Fund, Army	0	0	0	1,428	0	0	0	0	0	0	0	1,428
21 2013/2014 2096 Afghanistan Infrastructure Fund, Army	0	0	0	-2,732	0	0	0	0	0	0	0	-2,732
21 2014/2015 2096 Afghanistan Infrastructure Fund, Army	0	0	0	-4,995	0	0	0	0	0	0	0	-4,995
21 2015/2016 2097 Iraq Train and Equip Fund	0	0	0	0	0	0	0	0	118,425	651,404	118,425	651,404
21 2016/2017 2097 Iraq Train and Equip Fund	0	0	0	0	0	0	0	0	62,933	379,891	62,933	379,891
Army Reserve	0	3	1	-523	1,993	42,096	0	0	42	140	2,036	41,716
21 2011/2011 2070 Reserve Personnel, Army	0	5	0	0	0	0	0	0	0	0	0	5
21 2012/2012 2070 Reserve Personnel, Army	0	0	0	17	0	0	0	0	0	0	0	17
21 2013/2013 2070 Reserve Personnel, Army	0	0	0	2	0	0	0	0	0	0	0	2
21 2014/2014 2070 Reserve Personnel, Army	0	0	0	-79	0	0	0	0	0	0	0	-79
21 2015/2015 2070 Reserve Personnel, Army	0	0	0	-444	0	0	0	0	0	0	0	-444
21 2016/2016 2070 Reserve Personnel, Army	0	0	0	0	823	16,624	0	0	0	1	823	16,625

COST OF WAR
Obligations by Component, Appropriation and Operation
Fiscal Year 2007 - 2016
(Amounts in Thousands)
As of September 30, 2016

Appropriation	Operation New Dawn (OND) / Post-OND Iraq Activities		Operation Enduring Freedom		Operation Freedom's Sentinel		Operation Noble Eagle		Operation Inherent Resolve		Summary	
	Obligations September 2016	Obligations Year to Date	Obligations September 2016	Obligations Year to Date	Obligations September 2016	Obligations Year to Date	Obligations September 2016	Obligations Year to Date	Obligations September 2016	Obligations Year to Date	Obligations September 2016	Obligations Year to Date
21 2011/2011 2080 Operation and Maintenance, Army Reserve	0	-2	1	-19	0	0	0	0	0	0	1	-21
21 2016/2016 2080 Operation and Maintenance, Army Reserve	0	0	0	0	1,170	25,472	0	0	42	139	1,212	25,611
Army National Guard	0	-60	-5	-7,409	23,058	180,742	0	0	0	0	23,053	173,273
21 2011/2011 2060 National Guard Personnel, Army	0	-2	0	-50	0	0	0	0	0	0	0	-52
21 2012/2012 2060 National Guard Personnel, Army	0	-2	-1	-15	0	0	0	0	0	0	-1	-17
21 2013/2013 2060 National Guard Personnel, Army	0	0	0	111	0	0	0	0	0	0	0	111
21 2014/2014 2060 National Guard Personnel, Army	0	11	0	1	0	0	0	0	0	0	0	12
21 2015/2015 2060 National Guard Personnel, Army	0	0	-4	-3,578	0	0	0	0	0	0	-4	-3,578
21 2016/2016 2060 National Guard Personnel, Army	0	0	0	0	12,041	129,676	0	0	0	0	12,041	129,676
21 2011/2011 2065 Operation and Maintenance, Army Natl Guard	0	-67	0	-3,455	0	0	0	0	0	0	0	-3,522
21 2012/2012 2065 Operation and Maintenance, Army Natl Guard	0	0	0	-15	0	0	0	0	0	0	0	-15
21 2013/2013 2065 Operation and Maintenance, Army Natl Guard	0	0	0	-2	0	0	0	0	0	0	0	-2
21 2014/2014 2065 Operation and Maintenance, Army Natl Guard	0	0	0	-143	0	0	0	0	0	0	0	-143
21 2015/2015 2065 Operation and Maintenance, Army Natl Guard	0	0	0	-263	0	0	0	0	0	0	0	-263
21 2016/2016 2065 Operation and Maintenance, Army Natl Guard	0	0	0	0	11,017	51,066	0	0	0	0	11,017	51,066
Navy/Marine Corps Total	4,329	4,004	73,712	-829,010	252,773	6,875,274	0	0	39,654	544,138	370,468	6,594,406
Navy Total	158	-2,069	95,725	279,166	534,587	5,189,042	0	0	44,656	533,827	675,126	5,999,966
Navy Active	158	-2,069	95,725	279,166	533,884	5,144,943	0	0	44,656	533,827	674,423	5,955,867
17 2016/2016 1453 Military Personnel, Navy	0	0	0	0	32,503	342,551	0	0	0	0	32,503	342,551
17 2016/2016 1804 Operation and Maintenance, Navy	0	0	0	0	465,698	4,601,575	0	0	28,551	460,460	494,249	5,062,035
17 2009/2011 1506 Aircraft Procurement, Navy	-3,058	-4,692	-1,039	-1,156	0	0	0	0	0	0	-4,097	-5,848
17 2010/2012 1506 Aircraft Procurement, Navy	-70	-316	-864	-7,549	0	0	0	0	0	0	-934	-7,865
17 2011/2013 1506 Aircraft Procurement, Navy	0	88	-14	-709	0	0	0	0	0	0	-14	-621
17 2012/2014 1506 Aircraft Procurement, Navy	0	-53	-377	-2,055	0	0	0	0	0	0	-377	-2,108
17 2013/2015 1506 Aircraft Procurement, Navy	0	0	0	-81	0	0	0	0	0	0	0	-81
17 2014/2016 1506 Aircraft Procurement, Navy	0	0	12,440	27,021	0	0	0	0	0	0	12,440	27,021
17 2015/2017 1506 Aircraft Procurement, Navy	0	0	79,221	85,274	0	0	0	0	11,881	17,041	91,102	102,315
17 2016/2018 1506 Aircraft Procurement, Navy	0	0	0	0	32,784	92,125	0	0	-2,512	39,735	30,272	131,860
17 2009/2011 1507 Weapons Procurement, Navy	-158	-163	0	0	0	0	0	0	0	0	-158	-163
17 2011/2013 1507 Weapons Procurement, Navy	0	-8	0	0	0	0	0	0	0	0	0	-8
17 2012/2014 1507 Weapons Procurement, Navy	0	0	-8	-8	0	0	0	0	0	0	-8	-8
17 2014/2016 1507 Weapons Procurement, Navy	0	0	0	-1,493	0	0	0	0	0	0	0	-1,493
17 2015/2017 1507 Weapons Procurement, Navy	0	0	6,558	10,860	0	0	0	0	6,736	8,169	13,294	19,029

COST OF WAR
Obligations by Component, Appropriation and Operation
Fiscal Year 2007 - 2016
(Amounts in Thousands)
As of September 30, 2016

Appropriation	Operation New Dawn (OND) / Post-OND Iraq Activities		Operation Enduring Freedom		Operation Freedom's Sentinel		Operation Noble Eagle		Operation Inherent Resolve		Summary	
	Obligations September 2016	Obligations Year to Date	Obligations September 2016	Obligations Year to Date	Obligations September 2016	Obligations Year to Date	Obligations September 2016	Obligations Year to Date	Obligations September 2016	Obligations Year to Date	Obligations September 2016	Obligations Year to Date
17 2009/2011 1508 Procurement of Ammunition, Navy and USMC	-18	-18	0	0	0	0	0	0	0	0	-18	-18
17 2010/2012 1508 Procurement of Ammunition, Navy and USMC	1	0	0	0	0	0	0	0	0	0	1	0
17 2011/2013 1508 Procurement of Ammunition, Navy and USMC	0	-6	0	-318	0	0	0	0	0	0	0	-324
17 2012/2014 1508 Procurement of Ammunition, Navy and USMC	-1	-1	0	-1	0	0	0	0	0	0	-1	-2
17 2013/2015 1508 Procurement of Ammunition, Navy and USMC	0	0	0	-18	0	0	0	0	0	0	0	-18
17 2014/2016 1508 Procurement of Ammunition, Navy and USMC	0	0	357	24,224	0	0	0	0	0	0	357	24,224
17 2015/2017 1508 Procurement of Ammunition, Navy and USMC	0	0	4,871	14,550	0	0	0	0	0	0	4,871	14,550
17 2016/2018 1508 Procurement of Ammunition, Navy and USMC	0	0	0	0	2,899	108,606	0	0	0	2,508	2,899	111,114
17 2009/2011 1810 Other Procurement, Navy	3,442	3,350	-557	-561	0	0	0	0	0	0	2,885	2,789
17 2010/2012 1810 Other Procurement, Navy	-23	-23	-5,570	-5,570	0	0	0	0	0	0	-5,593	-5,593
17 2011/2013 1810 Other Procurement, Navy	45	-225	-55	-60	0	0	0	0	0	0	-10	-285
17 2012/2014 1810 Other Procurement, Navy	-2	-2	1,085	1,085	0	0	0	0	0	0	1,083	1,083
17 2013/2015 1810 Other Procurement, Navy	0	0	0	345	0	0	0	0	0	0	0	345
17 2014/2016 1810 Other Procurement, Navy	0	0	0	98,577	0	0	0	0	0	286	0	98,863
17 2015/2017 1810 Other Procurement, Navy	0	0	0	41,621	0	0	0	0	0	3,517	0	45,138
17 2016/2018 1810 Other Procurement, Navy	0	0	0	0	0	86	0	0	0	0	0	86
17 2010/2011 1319 Research, Development, Test, and Eval, Navy	0	0	-192	-434	0	0	0	0	0	0	-192	-434
17 2011/2012 1319 Research, Development, Test, and Eval, Navy	0	0	-151	-248	0	0	0	0	0	0	-151	-248
17 2012/2013 1319 Research, Development, Test, and Eval, Navy	0	0	0	-613	0	0	0	0	0	0	0	-613
17 2013/2014 1319 Research, Development, Test, and Eval, Navy	0	0	0	-190	0	0	0	0	0	0	0	-190
17 2015/2016 1319 Research, Development, Test, and Eval, Navy	0	0	0	0	0	0	0	0	2,111	0	0	2,111
17 2012/2012 1205 Military Construction, Navy and Marine Corps	0	0	6	-3,931	0	0	0	0	0	0	6	-3,931
17 2013/2013 1205 Military Construction, Navy and Marine Corps	0	0	14	604	0	0	0	0	0	0	14	604
Navy Reserve	0	0	0	0	703	44,099	0	0	0	0	703	44,099
17 2016/2016 1405 Reserve Personnel, Navy	0	0	0	0	180	12,693	0	0	0	0	180	12,693
17 2016/2016 1806 Operation and Maintenance, Navy Reserve	0	0	0	0	523	31,406	0	0	0	0	523	31,406
Marine Corps Total	4,171	6,073	-22,013	-1,108,176	-281,814	1,686,232	0	0	-5,002	10,311	-304,658	594,440
Marine Corps Active	4,171	6,073	-21,987	-1,102,072	-281,658	1,675,881	0	0	-5,002	10,311	-304,476	590,193
17 2016/2016 1105 Military Personnel, Marine Corps	0	0	0	0	-24,240	143,857	0	0	0	0	-24,240	143,857
17 2011/2011 1106 Operation and Maintenance, Marine Corps	-179	-479	-15,542	-38,637	0	0	0	0	0	0	-15,721	-39,116
17 2012/2012 1106 Operation and Maintenance, Marine Corps	0	-63	-792	-43,486	0	0	0	0	0	0	-792	-43,549
17 2013/2013 1106 Operation and Maintenance, Marine Corps	0	31	-768	-73,030	0	0	0	0	0	0	-768	-72,999
17 2014/2014 1106 Operation and Maintenance, Marine Corps	0	-4,036	-2,440	-5,550	0	0	0	0	0	0	-2,440	-9,586

COST OF WAR
Obligations by Component, Appropriation and Operation
Fiscal Year 2007 - 2016
(Amounts in Thousands)
As of September 30, 2016

Appropriation	Operation New Dawn (OND) / Post-OND Iraq Activities		Operation Enduring Freedom		Operation Freedom's Sentinel		Operation Noble Eagle		Operation Inherent Resolve		Summary	
	Obligations September 2016	Obligations Year to Date	Obligations September 2016	Obligations Year to Date	Obligations September 2016	Obligations Year to Date	Obligations September 2016	Obligations Year to Date	Obligations September 2016	Obligations Year to Date	Obligations September 2016	Obligations Year to Date
17 2015/2015 1106 Operation and Maintenance, Marine Corps	-1,222	-7,531	0	-892,773	-885	844,601	0	0	0	4,893	-2,107	-50,810
17 2016/2016 1106 Operation and Maintenance, Marine Corps	6,248	19,698	0	0	-256,650	589,023	0	0	-5,002	5,418	-255,404	614,139
17 2009/2011 1109 Procurement, Marine Corps	-525	-656	-974	-1,218	0	0	0	0	0	0	-1,499	-1,874
17 2010/2012 1109 Procurement, Marine Corps	-149	-844	-726	-4,121	0	0	0	0	0	0	-875	-4,965
17 2011/2013 1109 Procurement, Marine Corps	-2	-47	-185	-1,253	0	0	0	0	0	0	-187	-1,300
17 2012/2014 1109 Procurement, Marine Corps	0	0	-436	-3,681	0	0	0	0	0	0	-436	-3,681
17 2013/2015 1109 Procurement, Marine Corps	0	0	-42	-3,206	0	0	0	0	0	0	-42	-3,206
17 2014/2016 1109 Procurement, Marine Corps	0	0	-82	8,650	0	0	0	0	0	0	-82	8,650
17 2015/2017 1109 Procurement, Marine Corps	0	0	0	-43,767	1	46,174	0	0	0	0	1	2,407
17 2016/2018 1109 Procurement, Marine Corps	0	0	0	0	116	52,226	0	0	0	0	116	52,226
Marine Corps Reserve	0	0	-26	-6,104	-156	10,351	0	0	0	0	-182	4,247
17 2016/2016 1108 Reserve Personnel, Marine Corps	0	0	0	0	-1,059	3,036	0	0	0	0	-1,059	3,036
17 2011/2011 1107 Operation and Maintenance, USMC Reserve	0	0	0	-36	0	0	0	0	0	0	0	-36
17 2012/2012 1107 Operation and Maintenance, USMC Reserve	0	0	-2	-2,533	0	0	0	0	0	0	-2	-2,533
17 2013/2013 1107 Operation and Maintenance, USMC Reserve	0	0	-24	659	0	0	0	0	0	0	-24	659
17 2014/2014 1107 Operation and Maintenance, USMC Reserve	0	0	0	-57	0	0	0	0	0	0	0	-57
17 2015/2015 1107 Operation and Maintenance, USMC Reserve	0	0	0	-4,137	2	4,080	0	0	0	0	2	-57
17 2016/2016 1107 Operation and Maintenance, USMC Reserve	0	0	0	0	901	3,235	0	0	0	0	901	3,235
Air Force Total	-16,028	1,134,966	120,994	-3,323,955	1,025,714	9,168,429	-5,112	-34,490	316,196	2,208,927	1,441,764	9,153,877
Air Force Active	-16,028	1,134,967	120,994	-3,350,761	1,010,995	9,002,008	-5,112	-34,490	316,196	2,208,927	1,427,045	8,960,651
57 2016/2016 3500 Military Personnel, Air Force	8	128	0	0	76,698	798,777	680	9,675	5,986	39,764	83,372	848,344
57 2011/2011 3400 Operation and Maintenance, Air Force	-9,358	1,553,959	-29,224	-1,805,197	0	0	0	2,407	0	0	-38,582	-248,831
57 2012/2012 3400 Operation and Maintenance, Air Force	0	-447,938	-9,354	357,875	0	0	0	0	0	0	-9,354	-90,063
57 2013/2013 3400 Operation and Maintenance, Air Force	0	-2,484	-452	-66,384	0	0	0	-2	0	0	-452	-68,870
57 2014/2014 3400 Operation and Maintenance, Air Force	0	-399	-2,504	-278,945	0	0	56	190	0	-3,478	-2,448	-282,632
57 2015/2015 3400 Operation and Maintenance, Air Force	411	6,315	13,644	-1,903,653	40,917	1,686,650	0	-55,068	-2,625	-19,582	52,347	-285,338
57 2016/2016 3400 Operation and Maintenance, Air Force	-1,569	47,350	0	0	884,050	6,269,220	-5,848	8,308	292,522	2,007,954	1,169,155	8,332,832
57 2009/2011 3010 Aircraft Procurement, Air Force	-5,378	-10,926	-19	-19	0	0	0	0	0	0	-5,397	-10,945
57 2010/2012 3010 Aircraft Procurement, Air Force	-137	-10,723	0	-14,488	0	0	0	0	0	0	-137	-25,211
57 2011/2013 3010 Aircraft Procurement, Air Force	0	0	-800	-8,178	0	0	0	0	0	0	-800	-8,178
57 2012/2014 3010 Aircraft Procurement, Air Force	0	0	-263	-2,069	0	0	0	0	0	0	-263	-2,069
57 2013/2015 3010 Aircraft Procurement, Air Force	0	0	0	-245	0	0	0	0	0	0	0	-245
57 2014/2016 3010 Aircraft Procurement, Air Force	0	0	14,268	77,636	0	0	0	0	0	0	14,268	77,636

COST OF WAR
Obligations by Component, Appropriation and Operation
Fiscal Year 2007 - 2016
(Amounts in Thousands)
As of September 30, 2016

Appropriation	Operation New Dawn (OND) / Post-OND Iraq Activities		Operation Enduring Freedom		Operation Freedom's Sentinel		Operation Noble Eagle		Operation Inherent Resolve		Summary	
	Obligations September 2016	Obligations Year to Date	Obligations September 2016	Obligations Year to Date	Obligations September 2016	Obligations Year to Date	Obligations September 2016	Obligations Year to Date	Obligations September 2016	Obligations Year to Date	Obligations September 2016	Obligations Year to Date
57 2015/2017 3010 Aircraft Procurement, Air Force	0	0	114,518	162,507	0	0	0	0	7,200	14,679	121,718	177,186
57 2016/2018 3010 Aircraft Procurement, Air Force	0	0	0	0	5,824	30,576	0	0	0	0	5,824	30,576
57 2010/2012 3020 Missile Procurement, Air Force	0	0	0	15	0	0	0	0	0	0	0	15
57 2014/2016 3020 Missile Procurement, Air Force	0	0	0	3,210	0	0	0	0	0	0	0	3,210
57 2015/2017 3020 Missile Procurement, Air Force	0	0	1,523	-20,347	0	0	0	0	2,708	106,352	4,231	86,005
57 2016/2018 3020 Missile Procurement, Air Force	0	0	0	0	0	0	0	0	21	73	21	73
57 2009/2011 3011 Procurement of Ammunition, Air Force	0	-283	0	0	0	0	0	0	0	0	0	-283
57 2010/2012 3011 Procurement of Ammunition, Air Force	0	0	0	-47,560	0	0	0	0	0	0	0	-47,560
57 2011/2013 3011 Procurement of Ammunition, Air Force	0	0	0	-773	0	0	0	0	0	0	0	-773
57 2012/2014 3011 Procurement of Ammunition, Air Force	0	0	0	-16	0	0	0	0	0	0	0	-16
57 2013/2015 3011 Procurement of Ammunition, Air Force	0	0	-3	-355	0	0	0	0	0	0	-3	-355
57 2014/2016 3011 Procurement of Ammunition, Air Force	0	0	2,513	52,729	326	326	0	0	0	0	2,839	53,055
57 2015/2017 3011 Procurement of Ammunition, Air Force	0	0	3	80,351	0	0	0	0	0	26,906	3	107,257
57 2016/2018 3011 Procurement of Ammunition, Air Force	0	0	0	0	0	178,572	0	0	8,768	30,819	8,768	209,391
57 2009/2011 3080 Other Procurement, Air Force	-5	-32	-23	-159,787	0	0	0	0	0	0	-28	-159,819
57 2010/2012 3080 Other Procurement, Air Force	0	0	-1	-6,937	0	0	0	0	0	0	-1	-6,937
57 2011/2013 3080 Other Procurement, Air Force	0	0	-46	-1,326	0	0	0	0	0	0	-46	-1,326
57 2012/2014 3080 Other Procurement, Air Force	0	0	-46	-101	0	0	0	0	0	0	-46	-101
57 2013/2015 3080 Other Procurement, Air Force	0	0	-150	-452	0	0	0	0	0	0	-150	-452
57 2014/2016 3080 Other Procurement, Air Force	0	0	-288	54,060	0	0	0	0	1,616	2,411	1,328	56,471
57 2015/2017 3080 Other Procurement, Air Force	0	0	27,509	81,402	1,746	3,183	0	0	0	3,029	29,255	87,614
57 2016/2018 3080 Other Procurement, Air Force	0	0	0	0	1,434	34,704	0	0	0	0	1,434	34,704
57 2010/2011 3600 Research, Development, Test, and Evaluation, Air Force	0	0	-104	-1,138	0	0	0	0	0	0	-104	-1,138
57 2011/2012 3600 Research, Development, Test, and Evaluation, Air Force	0	0	0	-1,989	0	0	0	0	0	0	0	-1,989
57 2012/2013 3600 Research, Development, Test, and Evaluation, Air Force	0	0	-2,313	-2,333	0	0	0	0	0	0	-2,313	-2,333
57 2014/2015 3600 Research, Development, Test, and Evaluation, Air Force	0	0	0	105,189	0	0	0	0	0	0	0	105,189
57 2010/2012 3300 Military Construction, Air Force	0	0	-945	1,761	0	0	0	0	0	0	-945	1,761
57 2011/2013 3300 Military Construction, Air Force	0	0	-6,449	-5,204	0	0	0	0	0	0	-6,449	-5,204
Air Force Reserve	0	-1	0	25,731	7,390	149,412	0	0	0	0	7,390	175,142
57 2015/2015 3700 Reserve Personnel, Air Force	0	0	0	4	0	0	0	0	0	0	0	4
57 2016/2016 3700 Reserve Personnel, Air Force	0	0	0	0	1,371	18,697	0	0	0	0	1,371	18,697
57 2011/2011 3740 Operation and Maintenance, Air Force Reserve	0	-1	0	0	0	0	0	0	0	0	0	-1
57 2014/2014 3740 Operation and Maintenance, Air Force Reserve	0	0	0	25,727	0	0	0	0	0	0	0	25,727

COST OF WAR
Obligations by Component, Appropriation and Operation
Fiscal Year 2007 - 2016
(Amounts in Thousands)
As of September 30, 2016

Appropriation	Operation New Dawn (OND) / Post-OND Iraq Activities		Operation Enduring Freedom		Operation Freedom's Sentinel		Operation Noble Eagle		Operation Inherent Resolve		Summary	
	Obligations September 2016	Obligations Year to Date	Obligations September 2016	Obligations Year to Date	Obligations September 2016	Obligations Year to Date	Obligations September 2016	Obligations Year to Date	Obligations September 2016	Obligations Year to Date	Obligations September 2016	Obligations Year to Date
57 2015/2015 3740 Operation and Maintenance, Air Force Reserve	0	0	0	0	1	73,564	0	0	0	0	1	73,564
57 2016/2016 3740 Operation and Maintenance, Air Force Reserve	0	0	0	0	6,018	57,151	0	0	0	0	6,018	57,151
Air Force National Guard	0	0	0	1,075	7,329	17,009	0	0	0	0	7,329	18,084
57 2016/2016 3850 National Guard Personnel, Air Force	0	0	0	0	260	5,155	0	0	0	0	260	5,155
57 2015/2015 3840 Operation and Maintenance, Air Natl Guard	0	0	0	1,075	0	16	0	0	0	0	0	1,091
57 2016/2016 3840 Operation and Maintenance, Air Natl Guard	0	0	0	0	7,069	11,838	0	0	0	0	7,069	11,838
Defense Agencies Total	-2,596	-5,572	5,863	-23,331	453,973	3,893,074	-94	67	103,053	742,342	560,199	4,606,580
DCAA Total	-315	2,124	0	-866	1,068	10,218	0	0	0	0	753	11,476
97 2011/2011 0100 Operation and Maintenance, Defense-Wide	0	-1,683	0	-866	0	-51	0	0	0	0	0	-2,600
97 2016/2016 0100 Operation and Maintenance, Defense-Wide	-315	3,807	0	0	1,068	10,269	0	0	0	0	753	14,076
DCMA Total	0	1,099	0	-9,833	-1,491	10,989	0	0	0	0	-1,491	2,255
97 2011/2011 0100 Operation and Maintenance, Defense-Wide	0	-21	0	20	0	0	0	0	0	0	0	-1
97 2012/2012 0100 Operation and Maintenance, Defense-Wide	0	15	0	-14	0	0	0	0	0	0	0	1
97 2013/2013 0100 Operation and Maintenance, Defense-Wide	0	-2	0	2	0	0	0	0	0	0	0	0
97 2014/2014 0100 Operation and Maintenance, Defense-Wide	0	1,107	0	-1,106	0	0	0	0	0	0	0	1
97 2015/2015 0100 Operation and Maintenance, Defense-Wide	0	0	0	-8,735	0	8,735	0	0	0	0	0	0
97 2016/2016 0100 Operation and Maintenance, Defense-Wide	0	0	0	0	-1,491	2,254	0	0	0	0	-1,491	2,254
DHP Total	-2,096	-2,974	-12,617	-29,997	55,108	326,072	-94	-94	0	0	40,301	293,007
97 2011/2011 0130 Defense Health Program, O&M	-2,090	-2,906	-4,872	-6,783	0	0	-94	-94	0	0	-7,056	-9,783
97 2011/2012 0130 Defense Health Program, RDT&E	-6	-68	0	0	0	0	0	0	0	0	-6	-68
97 2012/2012 0130 Defense Health Program, O&M	0	0	-671	-3,429	0	0	0	0	0	0	-671	-3,429
97 2013/2013 0130 Defense Health Program, O&M	0	0	-1,251	-5,652	0	0	0	0	0	0	-1,251	-5,652
97 2014/2014 0130 Defense Health Program, O&M	0	0	-5,823	-14,133	0	0	0	0	0	0	-5,823	-14,133
97 2015/2015 0130 Defense Health Program, O&M	0	0	0	0	-2,381	-6,531	0	0	0	0	-2,381	-6,531
97 2016/2016 0130 Defense Health Program, O&M	0	0	0	0	57,489	332,603	0	0	0	0	57,489	332,603
DHRA Total	0	0	-132	-197	0	0	0	0	0	0	-132	-197
97 2013/2013 0100 Operation and Maintenance, Defense-Wide	0	0	-1	-4	0	0	0	0	0	0	-1	-4
97 2014/2014 0100 Operation and Maintenance, Defense-Wide	0	0	-178	-233	0	0	0	0	0	0	-178	-233
97 2015/2015 0100 Operation and Maintenance, Defense-Wide	0	0	47	40	0	0	0	0	0	0	47	40
DISA Total	0	0	-78	-2,501	-18,677	69,035	0	0	0	0	-18,755	66,534
97 2013/2013 0100 Operation and Maintenance, Defense-Wide	0	0	0	-1,625	0	0	0	0	0	0	0	-1,625
97 2014/2014 0100 Operation and Maintenance, Defense-Wide	0	0	-171	-717	0	0	0	0	0	0	-171	-717
97 2015/2015 0100 Operation and Maintenance, Defense-Wide	0	0	93	-389	0	0	0	0	0	0	93	-389

COST OF WAR
Obligations by Component, Appropriation and Operation
Fiscal Year 2007 - 2016
(Amounts in Thousands)
As of September 30, 2016

Appropriation	Operation New Dawn (OND) / Post-OND Iraq Activities		Operation Enduring Freedom		Operation Freedom's Sentinel		Operation Noble Eagle		Operation Inherent Resolve		Summary	
	Obligations September 2016	Obligations Year to Date	Obligations September 2016	Obligations Year to Date	Obligations September 2016	Obligations Year to Date	Obligations September 2016	Obligations Year to Date	Obligations September 2016	Obligations Year to Date	Obligations September 2016	Obligations Year to Date
97 2016/2016 0100 Operation and Maintenance, Defense-Wide	0	0	0	0	4,242	44,443	0	0	0	0	4,242	44,443
97 2015/2017 0300 Procurement, Defense-Wide	0	0	0	230	0	0	0	0	0	0	0	230
97 2016/2018 0300 Procurement, Defense-Wide	0	0	0	0	-22,919	24,592	0	0	0	0	-22,919	24,592
DLA Total	0	0	15,957	24,024	1,109	1,109	0	0	0	0	17,066	25,133
97 2012/XXXX 4930 Defense Working Capital Funds, Defense	0	0	0	9,482	0	0	0	0	0	0	0	9,482
97 2012/XXXX 4930 Defense Working Capital Funds, Defense (Army)	0	0	0	-36,819	0	0	0	0	0	0	0	-36,819
97 2013/XXXX 4930 Defense Working Capital Funds, Defense (Army)	0	0	939	434	0	0	0	0	0	0	939	434
97 2013/XXXX 4930 Defense Working Capital Funds, Defense	0	0	10,573	27,770	0	0	0	0	0	0	10,573	27,770
97 2014/XXXX 4930 Defense Working Capital Funds, Defense (Army)	0	0	3,071	-2,098	0	0	0	0	0	0	3,071	-2,098
97 2014/XXXX 4930 Defense Working Capital Funds, Defense	0	0	117	23,998	0	0	0	0	0	0	117	23,998
97 2015/XXXX 4930 Defense Working Capital Funds, Defense	0	0	1,257	1,257	0	0	0	0	0	0	1,257	1,257
97 2016/XXXX 4930 Defense Working Capital Funds, Defense	0	0	0	0	1,109	1,109	0	0	0	0	1,109	1,109
DLSA Total	0	0	0	-66,507	17,222	175,769	0	0	0	0	17,222	109,262
97 2015/2015 0100 Operation and Maintenance, Defense-Wide	0	0	0	-66,507	0	69,712	0	0	0	0	0	3,205
97 2016/2016 0100 Operation and Maintenance, Defense-Wide	0	0	0	0	17,222	106,057	0	0	0	0	17,222	106,057
DMA Total	0	0	0	1,335	102	5,919	0	0	0	0	102	7,254
97 2013/2013 0100 Operation and Maintenance, Defense-Wide	0	0	0	318	0	0	0	0	0	0	0	318
97 2014/2014 0100 Operation and Maintenance, Defense-Wide	0	0	0	0	0	56	0	0	0	0	0	56
97 2015/2015 0100 Operation and Maintenance, Defense-Wide	0	0	0	1,017	0	0	0	0	0	0	0	1,017
97 2016/2016 0100 Operation and Maintenance, Defense-Wide	0	0	0	0	102	5,863	0	0	0	0	102	5,863
DODEA Total	-185	-1,816	0	-198	56	72,995	0	0	0	0	-129	70,981
97 2011/2011 0100 Operation and Maintenance, Defense-Wide	-185	-3,953	0	0	0	0	0	0	0	0	-185	-3,953
97 2012/2012 0100 Operation and Maintenance, Defense-Wide	0	2,137	0	0	0	0	0	0	0	0	0	2,137
97 2013/2013 0100 Operation and Maintenance, Defense-Wide	0	0	0	-198	0	0	0	0	0	0	0	-198
97 2015/2015 0100 Operation and Maintenance, Defense-Wide	0	0	0	0	-1	-5	0	0	0	0	-1	-5
97 2016/2016 0100 Operation and Maintenance, Defense-Wide	0	0	0	0	57	73,000	0	0	0	0	57	73,000
DODIG Total	0	-6	-33	4,490	-790	723	0	0	1,037	13,234	214	18,441
97 2011/2011 0107 Office of the Inspector General, Defense	0	-7	0	0	0	0	0	0	0	0	0	-7
97 2012/2012 0107 Office of the Inspector General, Defense	0	0	0	3	0	0	0	0	0	0	0	3
97 2013/2013 0107 Office of the Inspector General, Defense	0	0	0	-34	0	0	0	0	0	0	0	-34
97 2014/2014 0107 Office of the Inspector General, Defense	0	0	-59	-42	0	0	0	0	0	0	-59	-42
97 2015/2015 0107 Office of the Inspector General, Defense	0	1	26	4,563	-148	0	0	0	-21	1,736	-143	6,300
97 2016/2016 0107 Office of the Inspector General, Defense	0	0	0	0	-642	723	0	0	1,058	11,498	416	12,221

COST OF WAR
Obligations by Component, Appropriation and Operation
Fiscal Year 2007 - 2016
(Amounts in Thousands)
As of September 30, 2016

Appropriation	Operation New Dawn (OND) / Post-OND Iraq Activities		Operation Enduring Freedom		Operation Freedom's Sentinel		Operation Noble Eagle		Operation Inherent Resolve		Summary	
	Obligations September 2016	Obligations Year to Date	Obligations September 2016	Obligations Year to Date	Obligations September 2016	Obligations Year to Date	Obligations September 2016	Obligations Year to Date	Obligations September 2016	Obligations Year to Date	Obligations September 2016	Obligations Year to Date
DSCA Total	0	0	0	3,861	23,449	396,881	0	0	0	0	23,449	400,742
97 2011/XXXX 0100 Operation and Maintenance, Defense-Wide	0	0	0	2,672	0	0	0	0	0	0	0	2,672
97 2012/2012 0100 Operation and Maintenance, Defense-Wide	0	0	0	933	0	0	0	0	0	0	0	933
97 2015/2016 0100 Operation and Maintenance, Defense-Wide	0	0	0	256	651	237,555	0	0	0	0	651	237,811
97 2016/2016 0100 Operation and Maintenance, Defense-Wide	0	0	0	0	0	136,528	0	0	0	0	0	136,528
97 2016/2017 0100 Operation and Maintenance, Defense-Wide	0	0	0	0	22,798	22,798	0	0	0	0	22,798	22,798
DTRA Total	0	0	0	0	6,218	99,972	0	0	0	0	6,218	99,972
97 2016/2016 0100 Operation and Maintenance, Defense-Wide	0	0	0	0	6,218	99,972	0	0	0	0	6,218	99,972
JCS Total	0	0	0	-151	0	0	0	0	0	0	0	-151
97 2011/2011 0100 Operation and Maintenance, Defense-Wide	0	0	0	-2	0	0	0	0	0	0	0	-2
97 2012/2012 0100 Operation and Maintenance, Defense-Wide	0	0	0	-146	0	0	0	0	0	0	0	-146
97 2013/2013 0100 Operation and Maintenance, Defense-Wide	0	0	0	-3	0	0	0	0	0	0	0	-3
OSD Total	0	0	0	-81,432	32,134	167,782	0	0	0	0	32,134	86,350
97 2015/2015 0100 Operation and Maintenance, Defense-Wide	0	0	0	-81,432	0	76,488	0	0	0	0	0	-4,944
97 2016/2016 0100 Operation and Maintenance, Defense-Wide	0	0	0	0	32,134	91,294	0	0	0	0	32,134	91,294
Other Total	0	-3,867	-1,795	-24,340	8,100	159,897	0	161	6,226	72,114	12,531	203,965
97 2010/2010 0100 Operation and Maintenance, Defense-Wide	0	-157	0	0	0	0	0	0	0	0	0	-157
97 2011/2011 0100 Operation and Maintenance, Defense-Wide	0	-706	-1,350	-19,475	0	0	0	161	0	0	-1,350	-20,020
97 2012/2012 0100 Operation and Maintenance, Defense-Wide	0	-394	0	-1,742	0	0	0	0	0	0	0	-2,136
97 2013/2013 0100 Operation and Maintenance, Defense-Wide	0	-139	-10	-1,403	0	0	0	0	0	0	-10	-1,542
97 2014/2014 0100 Operation and Maintenance, Defense-Wide	0	-1,503	-284	-918	0	0	0	0	0	0	-284	-2,421
97 2015/2015 0100 Operation and Maintenance, Defense-Wide	0	134	-267	-1,909	0	0	0	0	0	620	-267	-1,155
97 2016/2016 0100 Operation and Maintenance, Defense-Wide	0	0	0	0	8,100	158,397	0	0	6,226	71,494	14,326	229,891
97 2009/2011 0300 Procurement, Defense-Wide	0	0	0	-31	0	0	0	0	0	0	0	-31
97 2010/2012 0300 Procurement, Defense-Wide	0	-65	0	-24	0	0	0	0	0	0	0	-89
97 2011/2013 0300 Procurement, Defense-Wide	0	0	0	-17	0	0	0	0	0	0	0	-17
97 2012/2014 0300 Procurement, Defense-Wide	0	0	0	-1	0	0	0	0	0	0	0	-1
97 2013/2015 0300 Procurement, Defense-Wide	0	-343	0	-48	0	0	0	0	0	0	0	-391
97 2014/2016 0300 Procurement, Defense-Wide	0	-135	116	1,865	0	0	0	0	0	0	116	1,730
97 2016/2018 0300 Procurement, Defense-Wide	0	0	0	0	0	1,500	0	0	0	0	0	1,500
97 2009/2010 0400 Research, Development, Test, and Evaluation, Defense-Wide	0	-1	0	0	0	0	0	0	0	0	0	-1
97 2010/2011 0400 Research, Development, Test, and Evaluation, Defense-Wide	0	-413	0	-350	0	0	0	0	0	0	0	-763
97 2011/2012 0400 Research, Development, Test, and Evaluation, Defense-Wide	0	-66	0	-60	0	0	0	0	0	0	0	-126

COST OF WAR
Obligations by Component, Appropriation and Operation
Fiscal Year 2007 - 2016
(Amounts in Thousands)
As of September 30, 2016

Appropriation	Operation New Dawn (OND) / Post-OND Iraq Activities		Operation Enduring Freedom		Operation Freedom's Sentinel		Operation Noble Eagle		Operation Inherent Resolve		Summary	
	Obligations September 2016	Obligations Year to Date	Obligations September 2016	Obligations Year to Date	Obligations September 2016	Obligations Year to Date	Obligations September 2016	Obligations Year to Date	Obligations September 2016	Obligations Year to Date	Obligations September 2016	Obligations Year to Date
97 2012/2013 0400 Research, Development, Test, and Evaluation, Defense-Wide	0	-79	0	-227	0	0	0	0	0	0	0	-306
SOCOM Total	0	-132	4,561	159,603	329,989	2,393,113	0	0	95,790	656,994	430,340	3,209,578
97 2010/2010 0100 Operation and Maintenance, Defense-Wide	0	0	0	-66	0	0	0	0	0	0	0	-66
97 2011/2011 0100 Operation and Maintenance, Defense-Wide	0	-113	-2	-1,674	0	0	0	0	0	0	-2	-1,787
97 2012/2012 0100 Operation and Maintenance, Defense-Wide	0	-72	-31	-1,834	0	0	0	0	0	0	-31	-1,906
97 2013/2013 0100 Operation and Maintenance, Defense-Wide	0	0	-318	-1,638	0	0	0	0	0	0	-318	-1,638
97 2014/2014 0100 Operation and Maintenance, Defense-Wide	0	0	-1	-902	0	0	0	0	0	0	-1	-902
97 2015/2015 0100 Operation and Maintenance, Defense-Wide	0	53	13	2,210	0	0	0	0	0	0	13	2,263
97 2016/2016 0100 Operation and Maintenance, Defense-Wide	0	0	0	0	310,901	2,260,651	0	0	95,790	730,033	406,691	2,990,684
97 2014/2016 0300 Procurement, Defense-Wide	0	0	561	3,162	0	0	0	0	0	0	561	3,162
97 2015/2017 0300 Procurement, Defense-Wide	0	0	4,339	160,345	0	0	0	0	0	-91,624	4,339	68,721
97 2016/2018 0300 Procurement, Defense-Wide	0	0	0	0	19,088	132,462	0	0	0	18,585	19,088	151,047
WHS Total	0	0	0	-622	376	2,600	0	0	0	0	376	1,978
97 2015/2015 0100 Operation and Maintenance, Defense-Wide	0	0	0	-622	0	621	0	0	0	0	0	-1
97 2016/2016 0100 Operation and Maintenance, Defense-Wide	0	0	0	0	376	1,979	0	0	0	0	376	1,979

**Military Personnel Subsidiary Report
(Cost Breakdown Structure)**

COST OF WAR
Military Personnel (MILPERS) Summary Execution by Operation and Cost Breakdown Structure (CBS)
Fiscal Year 2007 - 2016
(Amounts in Thousands)
As of September 30, 2016

	Operation New Dawn (OND) / Post-OND Iraq Activities		Operation Enduring Freedom		Operation Freedom's Sentinel		Operation Noble Eagle		Operation Inherent Resolve		Summary	
	Obligations Year to Date	Disbursements Year to Date	Obligations Year to Date	Disbursements Year to Date	Obligations Year to Date	Disbursements Year to Date	Obligations Year to Date	Disbursements Year to Date	Obligations Year to Date	Disbursements Year to Date	Obligations Year to Date	Disbursements Year to Date
CBS Summary												
MILPERS CBS Summary Total	140	152	-4,031	12,399	3,242,818	3,135,722	39,584	39,584	143,777	143,777	3,422,288	3,331,634
1.0 Personnel Costs	140	152	-4,031	12,399	3,242,818	3,135,722	39,584	39,584	143,777	143,777	3,422,288	3,331,634
1.1.1 Reserve Components Called To Active Duty	111	111	0	0	2,373,152	2,322,596	38,396	38,396	103,736	103,736	2,515,395	2,464,839
1.1.2 Imminent Danger or Hostile Fire Pay	2	2	0	0	60,783	58,200	0	0	3,490	3,490	64,275	61,692
1.1.3 Family Separation Allowance	2	2	0	0	87,817	82,893	845	845	4,393	4,393	93,057	88,133
1.1.4 Hardship Duty Pay	2	2	0	0	40,473	38,530	343	343	2,791	2,791	43,609	41,666
1.1.5 Subsistence	10	10	0	0	312,525	310,781	0	0	22,289	22,289	334,824	333,080
1.1.6 Reserve Components Predeployment Training	12	24	-4,053	12,372	185,362	158,369	0	0	1	1	181,322	170,766
1.1.7 Other Military Personnel (Special Pay)	1	1	22	27	143,904	141,729	0	0	7,077	7,077	151,004	148,834
1.1.8 Active Component Overstrength	0	0	0	0	38,802	22,624	0	0	0	0	38,802	22,624
1.0 Personnel Sub-Total	140	152	-4,031	12,399	3,242,818	3,135,722	39,584	39,584	143,777	143,777	3,422,288	3,331,634

COST OF WAR
Military Personnel (MILPERS) Summary Execution by Operation, Component, and Cost Breakdown Structure (CBS)
Fiscal Year 2007 - 2016
(Amounts in Thousands)
As of September 30, 2016

Component	Operation New Dawn (OND) / Post-OND Iraq Activities		Operation Enduring Freedom		Operation Freedom's Sentinel		Operation Noble Eagle		Operation Inherent Resolve		Summary	
	Obligations Year To Date	Disbursements Year To Date	Obligations Year To Date	Disbursements Year To Date	Obligations Year To Date	Disbursements Year To Date	Obligations Year To Date	Disbursements Year To Date	Obligations Year To Date	Disbursements Year To Date	Obligations Year To Date	Disbursements Year To Date
Grand Total	140	152	-4,031	12,399	3,242,818	3,135,722	39,584	39,584	143,777	143,777	3,422,288	3,331,634
Army Total	12	24	-4,035	11,702	1,918,052	1,905,156	29,909	29,909	104,013	104,013	2,047,951	2,050,804
1.1.1 Reserve Components Called To Active Duty	0	0	0	0	1,404,631	1,404,631	28,882	28,882	83,121	83,121	1,516,634	1,516,634
1.1.2 Imminent Danger or Hostile Fire Pay	0	0	0	0	31,540	31,540	0	0	1,733	1,733	33,273	33,273
1.1.3 Family Separation Allowance	0	0	0	0	32,339	32,339	684	684	1,677	1,677	34,700	34,700
1.1.4 Hardship Duty Pay	0	0	0	0	16,442	16,442	343	343	913	913	17,698	17,698
1.1.5 Subsistence	0	0	0	0	189,802	189,802	0	0	12,296	12,296	202,098	202,098
1.1.6 Reserve Components Predeployment Training	12	24	-4,057	11,675	146,300	133,404	0	0	1	1	142,256	145,104
1.1.7 Other Military Personnel (Special Pay)	0	0	22	27	96,998	96,998	0	0	4,272	4,272	101,292	101,297
1.0 Personnel Sub-Total	12	24	-4,035	11,702	1,918,052	1,905,156	29,909	29,909	104,013	104,013	2,047,951	2,050,804
Navy/Marine Corps Total	0	0	0	0	502,137	421,827	0	0	0	0	502,137	421,827
Navy Total	0	0	0	0	355,244	353,342	0	0	0	0	355,244	353,342
1.1.1 Reserve Components Called To Active Duty	0	0	0	0	259,699	259,699	0	0	0	0	259,699	259,699
1.1.2 Imminent Danger or Hostile Fire Pay	0	0	0	0	7,605	7,605	0	0	0	0	7,605	7,605
1.1.3 Family Separation Allowance	0	0	0	0	22,992	22,992	0	0	0	0	22,992	22,992
1.1.4 Hardship Duty Pay	0	0	0	0	3,847	3,847	0	0	0	0	3,847	3,847
1.1.5 Subsistence	0	0	0	0	26,526	26,526	0	0	0	0	26,526	26,526
1.1.6 Reserve Components Predeployment Training	0	0	0	0	12,529	12,289	0	0	0	0	12,529	12,289
1.1.7 Other Military Personnel (Special Pay)	0	0	0	0	22,046	20,384	0	0	0	0	22,046	20,384
1.0 Personnel Sub-Total	0	0	0	0	355,244	353,342	0	0	0	0	355,244	353,342
Marine Corps Total	0	0	0	0	146,893	68,485	0	0	0	0	146,893	68,485
1.1.1 Reserve Components Called To Active Duty	0	0	0	0	86,637	36,213	0	0	0	0	86,637	36,213
1.1.2 Imminent Danger or Hostile Fire Pay	0	0	0	0	3,807	1,224	0	0	0	0	3,807	1,224
1.1.3 Family Separation Allowance	0	0	0	0	7,600	2,676	0	0	0	0	7,600	2,676
1.1.4 Hardship Duty Pay	0	0	0	0	2,926	983	0	0	0	0	2,926	983
1.1.5 Subsistence	0	0	0	0	3,005	1,261	0	0	0	0	3,005	1,261
1.1.6 Reserve Components Predeployment Training	0	0	0	0	2,979	2,880	0	0	0	0	2,979	2,880
1.1.7 Other Military Personnel (Special Pay)	0	0	0	0	1,137	624	0	0	0	0	1,137	624
1.1.8 Active Component Overstrength	0	0	0	0	38,802	22,624	0	0	0	0	38,802	22,624
1.0 Personnel Sub-Total	0	0	0	0	146,893	68,485	0	0	0	0	146,893	68,485
Air Force Total	128	128	4	697	822,629	808,739	9,675	9,675	39,764	39,764	872,200	859,003
1.1.1 Reserve Components Called To Active Duty	111	111	0	0	622,185	622,053	9,514	9,514	20,615	20,615	652,425	652,293
1.1.2 Imminent Danger or Hostile Fire Pay	2	2	0	0	17,831	17,831	0	0	1,757	1,757	19,590	19,590

COST OF WAR
Military Personnel (MILPERS) Summary Execution by Operation, Component, and Cost Breakdown Structure (CBS)
Fiscal Year 2007 - 2016
(Amounts in Thousands)
As of September 30, 2016

Component	Operation New Dawn (OND) / Post-OND Iraq Activities		Operation Enduring Freedom		Operation Freedom's Sentinel		Operation Noble Eagle		Operation Inherent Resolve		Summary	
	Obligations Year To Date	Disbursements Year To Date	Obligations Year To Date	Disbursements Year To Date	Obligations Year To Date	Disbursements Year To Date	Obligations Year To Date	Disbursements Year To Date	Obligations Year To Date	Disbursements Year To Date	Obligations Year To Date	Disbursements Year To Date
1.1.3 Family Separation Allowance	2	2	0	0	24,886	24,886	161	161	2,716	2,716	27,765	27,765
1.1.4 Hardship Duty Pay	2	2	0	0	17,258	17,258	0	0	1,878	1,878	19,138	19,138
1.1.5 Subsistence	10	10	0	0	93,192	93,192	0	0	9,993	9,993	103,195	103,195
1.1.6 Reserve Components Predeployment Training	0	0	4	697	23,554	9,796	0	0	0	0	23,558	10,493
1.1.7 Other Military Personnel (Special Pay)	1	1	0	0	23,723	23,723	0	0	2,805	2,805	26,529	26,529
1.0 Personnel Sub-Total	128	128	4	697	822,629	808,739	9,675	9,675	39,764	39,764	872,200	859,003

COST OF WAR
Military Personnel (MILPERS) Summary Execution by Operation, Component, Appropriation and Cost Breakdown Structure (CBS)
Fiscal Year 2007 - 2016
(Amounts in Thousands)
As of September 30, 2016

Component and Appropriation	Operation New Dawn (OND) / Post-OND Iraq Activities		Operation Enduring Freedom		Operation Freedom's Sentinel		Operation Noble Eagle		Operation Inherent Resolve		Summary	
	Obligations Year to Date	Disbursements Year to Date	Obligations Year to Date	Disbursements Year to Date	Obligations Year to Date	Disbursements Year to Date	Obligations Year to Date	Disbursements Year to Date	Obligations Year to Date	Disbursements Year to Date	Obligations Year to Date	Disbursements Year to Date
Grand Total	140	152	-4,031	12,399	3,242,818	3,135,722	39,584	39,584	143,777	143,777	3,422,288	3,331,634
Army Total	12	24	-4,035	11,702	1,918,052	1,905,156	29,909	29,909	104,013	104,013	2,047,951	2,050,804
Army Active Total	0	0	0	0	1,771,752	1,771,752	29,909	29,909	104,012	104,012	1,905,673	1,905,673
Military Personnel, Army												
1.1.1 Reserve Components Called To Active Duty	0	0	0	0	1,404,631	1,404,631	28,882	28,882	83,121	83,121	1,516,634	1,516,634
1.1.2 Imminent Danger or Hostile Fire Pay	0	0	0	0	31,540	31,540	0	0	1,733	1,733	33,273	33,273
1.1.3 Family Separation Allowance	0	0	0	0	32,339	32,339	684	684	1,677	1,677	34,700	34,700
1.1.4 Hardship Duty Pay	0	0	0	0	16,442	16,442	343	343	913	913	17,698	17,698
1.1.5 Subsistence	0	0	0	0	189,802	189,802	0	0	12,296	12,296	202,098	202,098
1.1.7 Other Military Personnel (Special Pay)	0	0	0	0	96,998	96,998	0	0	4,272	4,272	101,270	101,270
1.0 Personnel Sub-Total	0	0	0	0	1,771,752	1,771,752	29,909	29,909	104,012	104,012	1,905,673	1,905,673
Army Reserve Total	5	5	-504	1,198	16,624	15,565	0	0	1	1	16,126	16,769
Reserve Personnel, Army												
1.1.6 Reserve Components Predeployment Training	5	5	-504	1,198	16,624	15,565	0	0	1	1	16,126	16,769
1.0 Personnel Sub-Total	5	5	-504	1,198	16,624	15,565	0	0	1	1	16,126	16,769
Army National Guard Total	7	19	-3,531	10,504	129,676	117,839	0	0	0	0	126,152	128,362
National Guard Personnel, Army												
1.1.6 Reserve Components Predeployment Training	7	19	-3,553	10,477	129,676	117,839	0	0	0	0	126,130	128,335
1.1.7 Other Military Personnel (Special Pay)	0	0	22	27	0	0	0	0	0	0	22	27
1.0 Personnel Sub-Total	7	19	-3,531	10,504	129,676	117,839	0	0	0	0	126,152	128,362
Navy/Marine Corps Total	0	0	0	0	502,137	421,827	0	0	0	0	502,137	421,827
Navy Total	0	0	0	0	355,244	353,342	0	0	0	0	355,244	353,342
Navy Active Total	0	0	0	0	342,551	340,889	0	0	0	0	342,551	340,889
Military Personnel, Navy												
1.1.1 Reserve Components Called To Active Duty	0	0	0	0	259,699	259,699	0	0	0	0	259,699	259,699
1.1.2 Imminent Danger or Hostile Fire Pay	0	0	0	0	7,566	7,566	0	0	0	0	7,566	7,566
1.1.3 Family Separation Allowance	0	0	0	0	22,992	22,992	0	0	0	0	22,992	22,992
1.1.4 Hardship Duty Pay	0	0	0	0	3,776	3,776	0	0	0	0	3,776	3,776
1.1.5 Subsistence	0	0	0	0	26,526	26,526	0	0	0	0	26,526	26,526
1.1.7 Other Military Personnel (Special Pay)	0	0	0	0	21,992	20,330	0	0	0	0	21,992	20,330
1.0 Personnel Sub-Total	0	0	0	0	342,551	340,889	0	0	0	0	342,551	340,889
Navy Reserve Total	0	0	0	0	12,693	12,453	0	0	0	0	12,693	12,453
Reserve Personnel, Navy												

COST OF WAR
Military Personnel (MILPERS) Summary Execution by Operation, Component, Appropriation and Cost Breakdown Structure (CBS)
Fiscal Year 2007 - 2016
(Amounts in Thousands)
As of September 30, 2016

Component and Appropriation	Operation New Dawn (OND) / Post-OND Iraq Activities		Operation Enduring Freedom		Operation Freedom's Sentinel		Operation Noble Eagle		Operation Inherent Resolve		Summary	
	Obligations Year to Date	Disbursements Year to Date	Obligations Year to Date	Disbursements Year to Date	Obligations Year to Date	Disbursements Year to Date	Obligations Year to Date	Disbursements Year to Date	Obligations Year to Date	Disbursements Year to Date	Obligations Year to Date	Disbursements Year to Date
1.1.2 Imminent Danger or Hostile Fire Pay	0	0	0	0	39	39	0	0	0	0	39	39
1.1.4 Hardship Duty Pay	0	0	0	0	71	71	0	0	0	0	71	71
1.1.6 Reserve Components Predeployment Training	0	0	0	0	12,529	12,289	0	0	0	0	12,529	12,289
1.1.7 Other Military Personnel (Special Pay)	0	0	0	0	54	54	0	0	0	0	54	54
1.0 Personnel Sub-Total	0	0	0	0	12,693	12,453	0	0	0	0	12,693	12,453
Marine Corps Total	0	0	0	0	146,893	68,485	0	0	0	0	146,893	68,485
Marine Corps Active Total	0	0	0	0	143,857	65,548	0	0	0	0	143,857	65,548
Military Personnel, Marine Corps												
1.1.1 Reserve Components Called To Active Duty	0	0	0	0	86,637	36,213	0	0	0	0	86,637	36,213
1.1.2 Imminent Danger or Hostile Fire Pay	0	0	0	0	3,800	1,216	0	0	0	0	3,800	1,216
1.1.3 Family Separation Allowance	0	0	0	0	7,563	2,639	0	0	0	0	7,563	2,639
1.1.4 Hardship Duty Pay	0	0	0	0	2,913	971	0	0	0	0	2,913	971
1.1.5 Subsistence	0	0	0	0	3,005	1,261	0	0	0	0	3,005	1,261
1.1.7 Other Military Personnel (Special Pay)	0	0	0	0	1,137	624	0	0	0	0	1,137	624
1.1.8 Active Component Overstrength	0	0	0	0	38,802	22,624	0	0	0	0	38,802	22,624
1.0 Personnel Sub-Total	0	0	0	0	143,857	65,548	0	0	0	0	143,857	65,548
Marine Corps Reserve Total	0	0	0	0	3,036	2,937	0	0	0	0	3,036	2,937
Reserve Personnel, Marine Corps												
1.1.2 Imminent Danger or Hostile Fire Pay	0	0	0	0	7	8	0	0	0	0	7	8
1.1.3 Family Separation Allowance	0	0	0	0	37	37	0	0	0	0	37	37
1.1.4 Hardship Duty Pay	0	0	0	0	13	12	0	0	0	0	13	12
1.1.6 Reserve Components Predeployment Training	0	0	0	0	2,979	2,880	0	0	0	0	2,979	2,880
1.0 Personnel Sub-Total	0	0	0	0	3,036	2,937	0	0	0	0	3,036	2,937
Air Force Total	128	128	4	697	822,629	808,739	9,675	9,675	39,764	39,764	872,200	859,003
Air Force Active Total	128	128	0	0	798,777	798,777	9,675	9,675	39,764	39,764	848,344	848,344
Military Personnel, Air Force												
1.1.1 Reserve Components Called To Active Duty	111	111	0	0	621,887	621,887	9,514	9,514	20,615	20,615	652,127	652,127
1.1.2 Imminent Danger or Hostile Fire Pay	2	2	0	0	17,831	17,831	0	0	1,757	1,757	19,590	19,590
1.1.3 Family Separation Allowance	2	2	0	0	24,886	24,886	161	161	2,716	2,716	27,765	27,765
1.1.4 Hardship Duty Pay	2	2	0	0	17,258	17,258	0	0	1,878	1,878	19,138	19,138
1.1.5 Subsistence	10	10	0	0	93,192	93,192	0	0	9,993	9,993	103,195	103,195
1.1.7 Other Military Personnel (Special Pay)	1	1	0	0	23,723	23,723	0	0	2,805	2,805	26,529	26,529
1.0 Personnel Sub-Total	128	128	0	0	798,777	798,777	9,675	9,675	39,764	39,764	848,344	848,344

COST OF WAR
Military Personnel (MILPERS) Summary Execution by Operation, Component, Appropriation and Cost Breakdown Structure (CBS)
Fiscal Year 2007 - 2016
(Amounts in Thousands)
As of September 30, 2016

Component and Appropriation	Operation New Dawn (OND) / Post-OND Iraq Activities		Operation Enduring Freedom		Operation Freedom's Sentinel		Operation Noble Eagle		Operation Inherent Resolve		Summary	
	Obligations Year to Date	Disbursements Year to Date	Obligations Year to Date	Disbursements Year to Date	Obligations Year to Date	Disbursements Year to Date	Obligations Year to Date	Disbursements Year to Date	Obligations Year to Date	Disbursements Year to Date	Obligations Year to Date	Disbursements Year to Date
Air Force Reserve Total	0	0	4	697	18,697	4,950	0	0	0	0	18,701	5,647
Reserve Personnel, Air Force												
1.1.6 Reserve Components Predeployment Training	0	0	4	697	18,697	4,950	0	0	0	0	18,701	5,647
1.0 Personnel Sub-Total	0	0	4	697	18,697	4,950	0	0	0	0	18,701	5,647
Air Force National Guard Total	0	0	0	0	5,155	5,012	0	0	0	0	5,155	5,012
National Guard Personnel, Air Force												
1.1.1 Reserve Components Called To Active Duty	0	0	0	0	298	166	0	0	0	0	298	166
1.1.6 Reserve Components Predeployment Training	0	0	0	0	4,857	4,846	0	0	0	0	4,857	4,846
1.0 Personnel Sub-Total	0	0	0	0	5,155	5,012	0	0	0	0	5,155	5,012

COST OF WAR
Military Personnel (MILPERS) Summary Execution by Operation and Cost Breakdown Structure (CBS)
Beginning Fiscal Year - 2016
(Amounts in Thousands)
As of September 30, 2016

	Operation New Dawn (OND) / Post-OND Iraq Activities		Operation Enduring Freedom		Operation Freedom's Sentinel		Operation Noble Eagle		Operation Inherent Resolve		Summary	
	Obligations Year to Date	Disbursements Year to Date	Obligations Year to Date	Disbursements Year to Date	Obligations Year to Date	Disbursements Year to Date	Obligations Year to Date	Disbursements Year to Date	Obligations Year to Date	Disbursements Year to Date	Obligations Year to Date	Disbursements Year to Date
CBS Summary												
MILPERS CBS Summary Total	128	128	0	0	3,242,818	3,135,722	39,584	39,584	143,777	143,777	3,426,307	3,319,211
1.0 Personnel Costs	128	128	0	0	3,242,818	3,135,722	39,584	39,584	143,777	143,777	3,426,307	3,319,211
1.1.1 Reserve Components Called To Active Duty	111	111	0	0	2,373,152	2,322,596	38,396	38,396	103,736	103,736	2,515,395	2,464,839
1.1.2 Imminent Danger or Hostile Fire Pay	2	2	0	0	60,783	58,200	0	0	3,490	3,490	64,275	61,692
1.1.3 Family Separation Allowance	2	2	0	0	87,817	82,893	845	845	4,393	4,393	93,057	88,133
1.1.4 Hardship Duty Pay	2	2	0	0	40,473	38,530	343	343	2,791	2,791	43,609	41,666
1.1.5 Subsistence	10	10	0	0	312,525	310,781	0	0	22,289	22,289	334,824	333,080
1.1.6 Reserve Components Predeployment Training	0	0	0	0	185,362	158,369	0	0	1	1	185,363	158,370
1.1.7 Other Military Personnel (Special Pay)	1	1	0	0	143,904	141,729	0	0	7,077	7,077	150,982	148,807
1.1.8 Active Component Overstrength	0	0	0	0	38,802	22,624	0	0	0	0	38,802	22,624
1.0 Personnel Sub-Total	128	128	0	0	3,242,818	3,135,722	39,584	39,584	143,777	143,777	3,426,307	3,319,211

COST OF WAR
Military Personnel (MILPERS) Summary Execution by Operation, Component, and Cost Breakdown Structure (CBS)
Beginning Fiscal Year - 2016
(Amounts in Thousands)
As of September 30, 2016

Component	Operation New Dawn (OND) / Post-OND Iraq Activities		Operation Enduring Freedom		Operation Freedom's Sentinel		Operation Noble Eagle		Operation Inherent Resolve		Summary	
	Obligations Year To Date	Disbursements Year To Date	Obligations Year To Date	Disbursements Year To Date	Obligations Year To Date	Disbursements Year To Date	Obligations Year To Date	Disbursements Year To Date	Obligations Year To Date	Disbursements Year To Date	Obligations Year To Date	Disbursements Year To Date
Grand Total	128	128	0	0	3,242,818	3,135,722	39,584	39,584	143,777	143,777	3,426,307	3,319,211
Army Total	0	0	0	0	1,918,052	1,905,156	29,909	29,909	104,013	104,013	2,051,974	2,039,078
1.1.1 Reserve Components Called To Active Duty	0	0	0	0	1,404,631	1,404,631	28,882	28,882	83,121	83,121	1,516,634	1,516,634
1.1.2 Imminent Danger or Hostile Fire Pay	0	0	0	0	31,540	31,540	0	0	1,733	1,733	33,273	33,273
1.1.3 Family Separation Allowance	0	0	0	0	32,339	32,339	684	684	1,677	1,677	34,700	34,700
1.1.4 Hardship Duty Pay	0	0	0	0	16,442	16,442	343	343	913	913	17,698	17,698
1.1.5 Subsistence	0	0	0	0	189,802	189,802	0	0	12,296	12,296	202,098	202,098
1.1.6 Reserve Components Predeployment Training	0	0	0	0	146,300	133,404	0	0	1	1	146,301	133,405
1.1.7 Other Military Personnel (Special Pay)	0	0	0	0	96,998	96,998	0	0	4,272	4,272	101,270	101,270
1.0 Personnel Sub-Total	0	0	0	0	1,918,052	1,905,156	29,909	29,909	104,013	104,013	2,051,974	2,039,078
Navy/Marine Corps Total	0	0	0	0	502,137	421,827	0	0	0	0	502,137	421,827
Navy Total	0	0	0	0	355,244	353,342	0	0	0	0	355,244	353,342
1.1.1 Reserve Components Called To Active Duty	0	0	0	0	259,699	259,699	0	0	0	0	259,699	259,699
1.1.2 Imminent Danger or Hostile Fire Pay	0	0	0	0	7,605	7,605	0	0	0	0	7,605	7,605
1.1.3 Family Separation Allowance	0	0	0	0	22,992	22,992	0	0	0	0	22,992	22,992
1.1.4 Hardship Duty Pay	0	0	0	0	3,847	3,847	0	0	0	0	3,847	3,847
1.1.5 Subsistence	0	0	0	0	26,526	26,526	0	0	0	0	26,526	26,526
1.1.6 Reserve Components Predeployment Training	0	0	0	0	12,529	12,289	0	0	0	0	12,529	12,289
1.1.7 Other Military Personnel (Special Pay)	0	0	0	0	22,046	20,384	0	0	0	0	22,046	20,384
1.0 Personnel Sub-Total	0	0	0	0	355,244	353,342	0	0	0	0	355,244	353,342
Marine Corps Total	0	0	0	0	146,893	68,485	0	0	0	0	146,893	68,485
1.1.1 Reserve Components Called To Active Duty	0	0	0	0	86,637	36,213	0	0	0	0	86,637	36,213
1.1.2 Imminent Danger or Hostile Fire Pay	0	0	0	0	3,807	1,224	0	0	0	0	3,807	1,224
1.1.3 Family Separation Allowance	0	0	0	0	7,600	2,676	0	0	0	0	7,600	2,676
1.1.4 Hardship Duty Pay	0	0	0	0	2,926	983	0	0	0	0	2,926	983
1.1.5 Subsistence	0	0	0	0	3,005	1,261	0	0	0	0	3,005	1,261
1.1.6 Reserve Components Predeployment Training	0	0	0	0	2,979	2,880	0	0	0	0	2,979	2,880
1.1.7 Other Military Personnel (Special Pay)	0	0	0	0	1,137	624	0	0	0	0	1,137	624
1.1.8 Active Component Overstrength	0	0	0	0	38,802	22,624	0	0	0	0	38,802	22,624
1.0 Personnel Sub-Total	0	0	0	0	146,893	68,485	0	0	0	0	146,893	68,485
Air Force Total	128	128	0	0	822,629	808,739	9,675	9,675	39,764	39,764	872,196	858,306
1.1.1 Reserve Components Called To Active Duty	111	111	0	0	622,185	622,053	9,514	9,514	20,615	20,615	652,425	652,293
1.1.2 Imminent Danger or Hostile Fire Pay	2	2	0	0	17,831	17,831	0	0	1,757	1,757	19,590	19,590

COST OF WAR
Military Personnel (MILPERS) Summary Execution by Operation, Component, and Cost Breakdown Structure (CBS)
Beginning Fiscal Year - 2016
(Amounts in Thousands)
As of September 30, 2016

Component	Operation New Dawn (OND) / Post-OND Iraq Activities		Operation Enduring Freedom		Operation Freedom's Sentinel		Operation Noble Eagle		Operation Inherent Resolve		Summary	
	Obligations Year To Date	Disbursements Year To Date	Obligations Year To Date	Disbursements Year To Date	Obligations Year To Date	Disbursements Year To Date	Obligations Year To Date	Disbursements Year To Date	Obligations Year To Date	Disbursements Year To Date	Obligations Year To Date	Disbursements Year To Date
1.1.3 Family Separation Allowance	2	2	0	0	24,886	24,886	161	161	2,716	2,716	27,765	27,765
1.1.4 Hardship Duty Pay	2	2	0	0	17,258	17,258	0	0	1,878	1,878	19,138	19,138
1.1.5 Subsistence	10	10	0	0	93,192	93,192	0	0	9,993	9,993	103,195	103,195
1.1.6 Reserve Components Predeployment Training	0	0	0	0	23,554	9,796	0	0	0	0	23,554	9,796
1.1.7 Other Military Personnel (Special Pay)	1	1	0	0	23,723	23,723	0	0	2,805	2,805	26,529	26,529
1.0 Personnel Sub-Total	128	128	0	0	822,629	808,739	9,675	9,675	39,764	39,764	872,196	858,306

COST OF WAR
Military Personnel (MILPERS) Summary Execution by Operation, Component, Appropriation and Cost Breakdown Structure (CBS)
Beginning Fiscal Year - 2016
(Amounts in Thousands)
As of September 30, 2016

Component and Appropriation	Operation New Dawn (OND) / Post-OND Iraq Activities		Operation Enduring Freedom		Operation Freedom's Sentinel		Operation Noble Eagle		Operation Inherent Resolve		Summary	
	Obligations Year to Date	Disbursements Year to Date	Obligations Year to Date	Disbursements Year to Date	Obligations Year to Date	Disbursements Year to Date	Obligations Year to Date	Disbursements Year to Date	Obligations Year to Date	Disbursements Year to Date	Obligations Year to Date	Disbursements Year to Date
Grand Total	128	128	0	0	3,242,818	3,135,722	39,584	39,584	143,777	143,777	3,426,307	3,319,211
Army Total	0	0	0	0	1,918,052	1,905,156	29,909	29,909	104,013	104,013	2,051,974	2,039,078
Army Active Total	0	0	0	0	1,771,752	1,771,752	29,909	29,909	104,012	104,012	1,905,673	1,905,673
Military Personnel, Army												
1.1.1 Reserve Components Called To Active Duty	0	0	0	0	1,404,631	1,404,631	28,882	28,882	83,121	83,121	1,516,634	1,516,634
1.1.2 Imminent Danger or Hostile Fire Pay	0	0	0	0	31,540	31,540	0	0	1,733	1,733	33,273	33,273
1.1.3 Family Separation Allowance	0	0	0	0	32,339	32,339	684	684	1,677	1,677	34,700	34,700
1.1.4 Hardship Duty Pay	0	0	0	0	16,442	16,442	343	343	913	913	17,698	17,698
1.1.5 Subsistence	0	0	0	0	189,802	189,802	0	0	12,296	12,296	202,098	202,098
1.1.7 Other Military Personnel (Special Pay)	0	0	0	0	96,998	96,998	0	0	4,272	4,272	101,270	101,270
1.0 Personnel Sub-Total	0	0	0	0	1,771,752	1,771,752	29,909	29,909	104,012	104,012	1,905,673	1,905,673
Army Reserve Total	0	0	0	0	16,624	15,565	0	0	1	1	16,625	15,566
Reserve Personnel, Army												
1.1.6 Reserve Components Predeployment Training	0	0	0	0	16,624	15,565	0	0	1	1	16,625	15,566
1.0 Personnel Sub-Total	0	0	0	0	16,624	15,565	0	0	1	1	16,625	15,566
Army National Guard Total	0	0	0	0	129,676	117,839	0	0	0	0	129,676	117,839
National Guard Personnel, Army												
1.1.6 Reserve Components Predeployment Training	0	0	0	0	129,676	117,839	0	0	0	0	129,676	117,839
1.0 Personnel Sub-Total	0	0	0	0	129,676	117,839	0	0	0	0	129,676	117,839
Navy/Marine Corps Total	0	0	0	0	502,137	421,827	0	0	0	0	502,137	421,827
Navy Total	0	0	0	0	355,244	353,342	0	0	0	0	355,244	353,342
Navy Active Total	0	0	0	0	342,551	340,889	0	0	0	0	342,551	340,889
Military Personnel, Navy												
1.1.1 Reserve Components Called To Active Duty	0	0	0	0	259,699	259,699	0	0	0	0	259,699	259,699
1.1.2 Imminent Danger or Hostile Fire Pay	0	0	0	0	7,566	7,566	0	0	0	0	7,566	7,566
1.1.3 Family Separation Allowance	0	0	0	0	22,992	22,992	0	0	0	0	22,992	22,992
1.1.4 Hardship Duty Pay	0	0	0	0	3,776	3,776	0	0	0	0	3,776	3,776
1.1.5 Subsistence	0	0	0	0	26,526	26,526	0	0	0	0	26,526	26,526
1.1.7 Other Military Personnel (Special Pay)	0	0	0	0	21,992	20,330	0	0	0	0	21,992	20,330
1.0 Personnel Sub-Total	0	0	0	0	342,551	340,889	0	0	0	0	342,551	340,889
Navy Reserve Total	0	0	0	0	12,693	12,453	0	0	0	0	12,693	12,453
Reserve Personnel, Navy												
1.1.2 Imminent Danger or Hostile Fire Pay	0	0	0	0	39	39	0	0	0	0	39	39

COST OF WAR
Military Personnel (MILPERS) Summary Execution by Operation, Component, Appropriation and Cost Breakdown Structure (CBS)
Beginning Fiscal Year - 2016
(Amounts in Thousands)
As of September 30, 2016

Component and Appropriation	Operation New Dawn (OND) / Post-OND Iraq Activities		Operation Enduring Freedom		Operation Freedom's Sentinel		Operation Noble Eagle		Operation Inherent Resolve		Summary	
	Obligations Year to Date	Disbursements Year to Date	Obligations Year to Date	Disbursements Year to Date	Obligations Year to Date	Disbursements Year to Date	Obligations Year to Date	Disbursements Year to Date	Obligations Year to Date	Disbursements Year to Date	Obligations Year to Date	Disbursements Year to Date
1.1.4 Hardship Duty Pay	0	0	0	0	71	71	0	0	0	0	71	71
1.1.6 Reserve Components Predeployment Training	0	0	0	0	12,529	12,289	0	0	0	0	12,529	12,289
1.1.7 Other Military Personnel (Special Pay)	0	0	0	0	54	54	0	0	0	0	54	54
1.0 Personnel Sub-Total	0	0	0	0	12,693	12,453	0	0	0	0	12,693	12,453
Marine Corps Total	0	0	0	0	146,893	68,485	0	0	0	0	146,893	68,485
Marine Corps Active Total	0	0	0	0	143,857	65,548	0	0	0	0	143,857	65,548
Military Personnel, Marine Corps												
1.1.1 Reserve Components Called To Active Duty	0	0	0	0	86,637	36,213	0	0	0	0	86,637	36,213
1.1.2 Imminent Danger or Hostile Fire Pay	0	0	0	0	3,800	1,216	0	0	0	0	3,800	1,216
1.1.3 Family Separation Allowance	0	0	0	0	7,563	2,639	0	0	0	0	7,563	2,639
1.1.4 Hardship Duty Pay	0	0	0	0	2,913	971	0	0	0	0	2,913	971
1.1.5 Subsistence	0	0	0	0	3,005	1,261	0	0	0	0	3,005	1,261
1.1.7 Other Military Personnel (Special Pay)	0	0	0	0	1,137	624	0	0	0	0	1,137	624
1.1.8 Active Component Overstrength	0	0	0	0	38,802	22,624	0	0	0	0	38,802	22,624
1.0 Personnel Sub-Total	0	0	0	0	143,857	65,548	0	0	0	0	143,857	65,548
Marine Corps Reserve Total	0	0	0	0	3,036	2,937	0	0	0	0	3,036	2,937
Reserve Personnel, Marine Corps												
1.1.2 Imminent Danger or Hostile Fire Pay	0	0	0	0	7	8	0	0	0	0	7	8
1.1.3 Family Separation Allowance	0	0	0	0	37	37	0	0	0	0	37	37
1.1.4 Hardship Duty Pay	0	0	0	0	13	12	0	0	0	0	13	12
1.1.6 Reserve Components Predeployment Training	0	0	0	0	2,979	2,880	0	0	0	0	2,979	2,880
1.0 Personnel Sub-Total	0	0	0	0	3,036	2,937	0	0	0	0	3,036	2,937
Air Force Total	128	128	0	0	822,629	808,739	9,675	9,675	39,764	39,764	872,196	858,306
Air Force Active Total	128	128	0	0	798,777	798,777	9,675	9,675	39,764	39,764	848,344	848,344
Military Personnel, Air Force												
1.1.1 Reserve Components Called To Active Duty	111	111	0	0	621,887	621,887	9,514	9,514	20,615	20,615	652,127	652,127
1.1.2 Imminent Danger or Hostile Fire Pay	2	2	0	0	17,831	17,831	0	0	1,757	1,757	19,590	19,590
1.1.3 Family Separation Allowance	2	2	0	0	24,886	24,886	161	161	2,716	2,716	27,765	27,765
1.1.4 Hardship Duty Pay	2	2	0	0	17,258	17,258	0	0	1,878	1,878	19,138	19,138
1.1.5 Subsistence	10	10	0	0	93,192	93,192	0	0	9,993	9,993	103,195	103,195
1.1.7 Other Military Personnel (Special Pay)	1	1	0	0	23,723	23,723	0	0	2,805	2,805	26,529	26,529
1.0 Personnel Sub-Total	128	128	0	0	798,777	798,777	9,675	9,675	39,764	39,764	848,344	848,344
Air Force Reserve Total	0	0	0	0	18,697	4,950	0	0	0	0	18,697	4,950

COST OF WAR
Military Personnel (MILPERS) Summary Execution by Operation, Component, Appropriation and Cost Breakdown Structure (CBS)
Beginning Fiscal Year - 2016
(Amounts in Thousands)
As of September 30, 2016

Component and Appropriation	Operation New Dawn (OND) / Post-OND Iraq Activities		Operation Enduring Freedom		Operation Freedom's Sentinel		Operation Noble Eagle		Operation Inherent Resolve		Summary	
	Obligations Year to Date	Disbursements Year to Date	Obligations Year to Date	Disbursements Year to Date	Obligations Year to Date	Disbursements Year to Date	Obligations Year to Date	Disbursements Year to Date	Obligations Year to Date	Disbursements Year to Date	Obligations Year to Date	Disbursements Year to Date
Reserve Personnel, Air Force												
1.1.6 Reserve Components Predeployment Training	0	0	0	0	18,697	4,950	0	0	0	0	18,697	4,950
1.0 Personnel Sub-Total	0	0	0	0	18,697	4,950	0	0	0	0	18,697	4,950
Air Force National Guard Total	0	0	0	0	5,155	5,012	0	0	0	0	5,155	5,012
National Guard Personnel, Air Force												
1.1.1 Reserve Components Called To Active Duty	0	0	0	0	298	166	0	0	0	0	298	166
1.1.6 Reserve Components Predeployment Training	0	0	0	0	4,857	4,846	0	0	0	0	4,857	4,846
1.0 Personnel Sub-Total	0	0	0	0	5,155	5,012	0	0	0	0	5,155	5,012

**Operation and Maintenance Subsidiary Report
(Cost Breakdown Structure)**

COST OF WAR
Operation and Maintenance (O&M) Summary Execution by Operation and Cost Breakdown Structure (CBS)
Fiscal Year 2007 - 2016
(Amounts in Thousands)
As of September 30, 2016

CBS Summary	Operation New Dawn (OND) / Post-OND Iraq Activities		Operation Enduring Freedom		Operation Freedom's Sentinel		Operation Noble Eagle		Operation Inherent Resolve		Summary	
	Obligations Year to Date	Disbursements Year to Date	Obligations Year to Date	Disbursements Year to Date	Obligations Year to Date	Disbursements Year to Date	Obligations Year to Date	Disbursements Year to Date	Obligations Year to Date	Disbursements Year to Date	Obligations Year to Date	Disbursements Year to Date
O&M CBS Summary Total	1,006,286	1,511,068	-6,253,222	-194,018	35,506,449	23,083,767	3,592	-23,828	5,629,685	3,970,455	35,892,790	28,347,444
1.0 Personnel Costs	9,131	11,397	135,110	144,991	363,241	309,443	1,644	1,380	15,003	14,171	524,129	481,382
2.0 Personnel Support Costs	37,911	43,417	-234,014	22,608	1,695,289	1,292,498	10,320	8,803	59,819	50,427	1,569,325	1,417,753
3.0 Operating Support Costs	984,307	1,459,715	-4,398,533	627,039	23,794,267	12,994,556	-9,595	-34,991	3,922,936	2,557,701	24,293,382	17,604,020
4.0 Transportation Costs	-6,625	-2,666	-704,127	-280,587	3,941,131	3,040,023	1,223	980	277,973	276,228	3,509,575	3,033,978
7.0 Other Support Costs	-18,438	-795	-1,051,658	-708,069	5,712,521	5,447,247	0	0	1,353,954	1,071,928	5,996,379	5,810,311
1.1.2 Imminent Danger or Hostile Fire Pay	0	0	7	7	0	0	0	0	0	0	7	7
1.1.5 Subsistence	0	0	-1,282	-1,276	0	0	0	0	0	0	-1,282	-1,276
1.1.6 Reserve Components Predeployment Training	0	0	0	0	0	0	120	120	0	0	120	120
1.1.7 Other Military Personnel (Special Pay)	0	0	-1,274	-1,010	1,405	1,484	0	0	0	0	131	474
1.2.1 Civilian Premium Pay	2,228	2,527	154,754	163,610	274,589	223,432	600	336	4,944	4,436	437,115	394,341
1.2.2 Civilian Temporary Hires	6,903	8,870	-17,095	-16,339	87,247	84,526	924	924	10,059	9,735	88,038	87,716
1.2.3 MRAP Vehicles	0	0	0	-1	0	1	0	0	0	0	0	0
1.0 Personnel Sub-Total	9,131	11,397	135,110	144,991	363,241	309,443	1,644	1,380	15,003	14,171	524,129	481,382
2.1 Temporary Duty (TDY)/Additional Duty (TAD)	15,239	15,404	-127,270	-22,352	778,240	591,937	10,063	8,520	47,393	42,266	723,665	635,775
2.2 Clothing and Other Personnel Equipment & Supplies	-652	307	-52,090	5,134	249,992	127,412	0	0	2,432	2,038	199,682	134,891
2.2.1 Organizational Clothing	0	0	-262	-23	259	256	0	0	0	0	-3	233
2.3 Medical Support/Health Services	-10,599	-9,494	-34,101	-2,402	426,273	400,417	257	283	7,726	5,266	389,556	394,070
2.4 Reserve Component Activation/Deactivation	8	7	-5,957	-3,780	14,094	11,519	0	0	243	221	8,388	7,967
2.5 Other Personnel Support	33,935	38,043	-14,334	46,031	213,975	156,230	0	0	2,025	636	235,601	240,940
2.6 Rest & Recreation	0	0	0	0	12,181	4,523	0	0	0	0	12,181	4,523
2.7 Body Armor	-20	-850	0	0	275	204	0	0	0	0	255	-646
2.0 Personnel Support Sub-Total	37,911	43,417	-234,014	22,608	1,695,289	1,292,498	10,320	8,803	59,819	50,427	1,569,325	1,417,753
3.1 Training	175	175	-229,658	-147,963	315,586	160,079	4,013	0	6,747	4,321	96,863	16,612
3.2 Operations (OPTEMPO) (Fuel, Other POL, Parts)	22,205	16,518	-220,594	-183,353	2,731,403	2,340,374	-48,088	-48,253	1,757,075	1,617,723	4,242,001	3,743,009
3.2.1 MRAP Vehicles Operation	0	0	-152	2,159	86,128	37,806	0	0	0	0	85,976	39,965
3.3 Other Supplies & Equipment	-78,281	-15,304	-85,769	253,791	1,564,542	888,869	382	289	320,630	172,356	1,721,504	1,300,001
3.4 Facilities/Base Support	-39,156	-27,975	-190,945	-26,568	1,361,817	399,830	4,819	2,253	71,559	30,062	1,208,094	377,602
3.4.1 MRAP Vehicles Facilities and Base Support	0	0	0	3,790	0	-5,306	0	0	0	0	0	-1,516
3.5.1 Organization Level Maintenance	-1,877	-40	-31,246	8,745	263,465	165,184	0	0	0	0	230,342	173,889
3.5.2 Intermediate Level Maintenance	-2,245	4,093	74,993	52,417	548,922	317,975	0	0	90	74	621,760	374,559
3.5.3 Depot Level Maintenance	1,574,038	1,647,695	4,214,022	4,561,932	6,025,490	3,613,388	0	0	4,654	2,021	11,818,204	9,825,036

COST OF WAR
Operation and Maintenance (O&M) Summary Execution by Operation and Cost Breakdown Structure (CBS)
Fiscal Year 2007 - 2016
(Amounts in Thousands)
As of September 30, 2016

	Operation New Dawn (OND) / Post-OND Iraq Activities		Operation Enduring Freedom		Operation Freedom's Sentinel		Operation Noble Eagle		Operation Inherent Resolve		Summary	
	Obligations Year to Date	Disbursements Year to Date	Obligations Year to Date	Disbursements Year to Date	Obligations Year to Date	Disbursements Year to Date	Obligations Year to Date	Disbursements Year to Date	Obligations Year to Date	Disbursements Year to Date	Obligations Year to Date	Disbursements Year to Date
CBS Summary												
3.5.4 Contractor Logistics Support	-130,508	-86,081	-7,136,280	-5,067,683	1,129,336	403,492	15,208	3,732	162,678	66,526	-5,959,566	-4,680,014
3.5.6 MRAP Vehicles Equipment Maintenance	0	0	-21,379	-5,450	165,416	67,675	0	0	13,411	0	157,448	62,225
3.6 (C4I)	43,779	182,481	-478,072	458,942	3,738,357	1,704,637	1,248	-849	434,979	166,096	3,740,291	2,511,307
3.7 Other Services and Miscellaneous Contracts	-403,823	-261,847	-293,453	716,280	5,861,148	2,900,553	12,823	7,837	1,151,113	498,522	6,327,808	3,861,345
3.9 Psychological Operations (Information Operations)	0	0	0	0	2,657	0	0	0	0	0	2,657	0
3.0 Operating Support Sub-Total	984,307	1,459,715	-4,398,533	627,039	23,794,267	12,994,556	-9,595	-34,991	3,922,936	2,557,701	24,293,382	17,604,020
4.1 Airlift	-5,234	-3,799	-377,359	-148,735	2,284,233	1,916,695	0	0	269,251	270,338	2,170,891	2,034,499
4.2 Sealift	183	183	-1,036	3,116	313,268	293,684	0	0	0	0	312,415	296,983
4.4 Port Handling/Inland Transportation	1	7	-12,643	57	200,217	133,661	1,207	964	814	791	189,596	135,480
4.5 Other Transportation	-581	1,161	-61,308	43,886	309,586	185,830	16	16	7,209	5,080	254,922	235,973
4.6 Second Destination Transportation	6	-218	-231,077	-159,174	829,031	505,927	0	0	13	13	597,973	346,548
4.7 MRAP Vehicles Transportation	-1,000	0	0	0	0	0	0	0	0	0	-1,000	0
4.8 Retrograde of Personnel and Equipment	0	0	-20,704	-19,737	4,796	4,226	0	0	686	6	-15,222	-15,505
4.0 Transportation Sub-Total	-6,625	-2,666	-704,127	-280,587	3,941,131	3,040,023	1,223	980	277,973	276,228	3,509,575	3,033,978
7.1.01 Pakistan	0	0	0	0	223,615	223,615	0	0	0	0	223,615	223,615
7.1.12 Jordan (OEF)	0	0	0	0	12,448	12,448	0	0	0	0	12,448	12,448
7.1.26 Coalition support for Mongolia (OEF)	0	0	0	651	651	0	0	0	0	0	651	651
7.1.90 Coalition Readiness Support Program (CRSP)	0	0	2,928	2,928	23,639	23,639	0	0	0	0	26,567	26,567
7.2.1 Transportation Support	0	0	933	933	24,000	24,000	0	0	0	0	24,933	24,933
7.2.2 Logistic Support	0	0	0	1,083	112,528	112,528	0	0	0	0	112,528	113,611
7.3.02 Defense Forces Sustainment	-4,873	-10	-434,034	-416,686	2,457,371	2,402,420	0	0	0	0	2,018,464	1,985,724
7.3.03 Defense Forces Infrastructure	0	0	-121,019	68,900	79,193	108,075	0	0	0	0	-41,826	176,975
7.3.04 Defense Forces Equipment and Transportation	-5,561	0	-30,748	-30,634	504,359	509,408	0	0	0	0	468,050	478,774
7.3.05 Defense Forces Training and Operations	-851	63	-201,716	-200,426	435,193	455,640	0	0	0	0	232,626	255,277
7.3.07 Interior Forces Sustainment	-25	0	-161,427	-150,734	1,273,469	1,138,462	0	0	0	0	1,112,017	987,728
7.3.08 Interior Forces Infrastructure	0	0	-67,015	1,437	121,252	76,637	0	0	0	0	54,237	78,074
7.3.09 Interior Forces Equipment	-1,784	0	-1	8	416,860	417,016	0	0	0	0	415,075	417,024
7.3.10 Interior Forces Training and Operations	-4,732	-849	-16,956	-10,098	20,942	32,180	0	0	0	0	-746	21,233
7.3.11 Quick Response Fund	-1,116	-2,014	0	0	0	0	0	0	0	0	-1,116	-2,014
7.3.12 Quick Response Fund	504	2,015	0	0	0	0	0	0	0	0	504	2,015
7.3.14 Detainee Operations Sustainment	0	0	-2,107	-2,106	3,874	6,257	0	0	0	0	1,767	4,151
7.3.15 Detainee Operations Infrastructure	0	0	-409	-5	0	0	0	0	0	0	-409	-5
7.3.17 Detainee Operations Training and Operations	0	0	-2,228	-2,228	0	0	0	0	0	0	-2,228	-2,228

COST OF WAR
Operation and Maintenance (O&M) Summary Execution by Operation and Cost Breakdown Structure (CBS)
Fiscal Year 2007 - 2016
(Amounts in Thousands)
As of September 30, 2016

	Operation New Dawn (OND) / Post-OND Iraq Activities		Operation Enduring Freedom		Operation Freedom's Sentinel		Operation Noble Eagle		Operation Inherent Resolve		Summary	
	Obligations Year to Date	Disbursements Year to Date	Obligations Year to Date	Disbursements Year to Date	Obligations Year to Date	Disbursements Year to Date	Obligations Year to Date	Disbursements Year to Date	Obligations Year to Date	Disbursements Year to Date	Obligations Year to Date	Disbursements Year to Date
CBS Summary												
7.3.20 Other	0	0	14,543	-70,721	0	-96,387	0	0	0	0	14,543	-167,108
7.3.30 PCCF Defense Security Forces	0	0	8,325	-1,033	0	0	0	0	0	0	8,325	-1,033
7.3.40 PCCF Frontier Corps	0	0	-150	37	0	0	0	0	0	0	-150	37
7.3.50 PCCF Humanitarian Assistance	0	0	-22,056	2,353	0	0	0	0	0	0	-22,056	2,353
7.4.1 Afghanistan (CERP)	0	0	-53	694	3,127	1,309	0	0	0	0	3,074	2,003
7.5.1 Afghanistan Infrastructure Fund - Power	0	0	-18,893	76,936	0	0	0	0	0	0	-18,893	76,936
7.5.2 Afghanistan Infrastructure Fund - Transportation	0	0	-20	2,555	0	0	0	0	0	0	-20	2,555
7.5.3 Afghanistan Infrastructure Fund - Water	0	0	445	18,087	0	0	0	0	0	0	445	18,087
7.6.1 Trainee Equip/Support	0	0	0	0	0	0	0	0	265,177	26,325	265,177	26,325
7.6.2 U.S. Trainer/Enabler	0	0	0	0	0	0	0	0	57,482	41,871	57,482	41,871
7.7.1 Defense Forces	0	0	0	0	0	0	0	0	1,031,295	1,003,732	1,031,295	1,003,732
7.0 Other Support Sub-Total	-18,438	-795	-1,051,658	-708,069	5,712,521	5,447,247	0	0	1,353,954	1,071,928	5,996,379	5,810,311

COST OF WAR
Operation and Maintenance (O&M) Summary Execution by Operation, Component, and Cost Breakdown Structure (CBS)
Fiscal Year 2007 - 2016
(Amounts in Thousands)
As of September 30, 2016

Component	Operation New Dawn (OND) / Post-OND Iraq Activities		Operation Enduring Freedom		Operation Freedom's Sentinel		Operation Noble Eagle		Operation Inherent Resolve		Summary	
	Obligations Year To Date	Disbursements Year To Date	Obligations Year To Date	Disbursements Year To Date	Obligations Year To Date	Disbursements Year To Date	Obligations Year To Date	Disbursements Year To Date	Obligations Year To Date	Disbursements Year To Date	Obligations Year To Date	Disbursements Year To Date
Grand Total	1,006,286	1,511,068	-6,253,222	-194,018	35,506,449	23,083,767	3,592	-23,828	5,629,685	3,970,455	35,892,790	28,347,444
Army Total	-153,734	168,955	-1,311,941	-179,561	17,600,679	10,641,501	47,690	22,827	2,358,639	1,583,129	18,541,333	12,236,851
1.2.1 Civilian Premium Pay	-126	33	-99	149	108,150	88,097	600	336	3,454	3,035	111,979	91,650
1.2.2 Civilian Temporary Hires	1	1	9	86	995	995	0	0	76	76	1,081	1,158
1.0 Personnel Sub-Total	-125	34	-90	235	109,145	89,092	600	336	3,530	3,111	113,060	92,808
2.1 Temporary Duty (TDY)/Additional Duty (TAD)	60	70	-377	24,615	169,358	105,633	6,679	6,240	3,492	2,772	179,212	139,330
2.2 Clothing and Other Personnel Equipment & Supplies	-673	286	-79	15,820	140,450	48,375	0	0	1,227	1,223	140,925	65,704
2.2.1 Organizational Clothing	0	0	0	227	0	0	0	0	0	0	0	227
2.3 Medical Support/Health Services	73	72	-10	87	33,905	28,312	0	0	4,953	4,142	38,921	32,613
2.4 Reserve Component Activation/Deactivation	5	4	-33	-7	7,230	5,465	0	0	0	0	7,202	5,462
2.5 Other Personnel Support	793	2	-131	123	54,431	30,146	0	0	231	229	55,324	30,500
2.6 Rest & Recreation	0	0	0	0	12,181	4,523	0	0	0	0	12,181	4,523
2.7 Body Armor	-20	-850	0	0	0	0	0	0	0	0	-20	-850
2.0 Personnel Support Sub-Total	238	-416	-630	40,865	417,555	222,454	6,679	6,240	9,903	8,366	433,745	277,509
3.1 Training	54	53	18	169	104,290	40,667	4,013	0	188	186	108,563	41,075
3.2 Operations (OPTEMPO) (Fuel, Other POL, Parts)	-245	-138	-93	-42	1,030,441	831,170	850	685	142,714	50,390	1,173,667	882,065
3.2.1 MRAP Vehicles Operation	0	0	0	0	84,777	37,668	0	0	0	0	84,777	37,668
3.3 Other Supplies & Equipment	-1,195	2,416	7	9,365	558,075	268,121	401	267	161,233	67,557	718,521	347,726
3.4 Facilities/Base Support	-9,148	423	-44,771	12,834	977,057	180,584	4,822	2,246	23,692	11,585	951,652	207,672
3.5.1 Organization Level Maintenance	-1,877	-40	-392	2,805	152,096	80,701	0	0	0	0	149,827	83,466
3.5.2 Intermediate Level Maintenance	-2,245	4,093	-1,050	442	302,683	186,046	0	0	0	0	299,388	190,581
3.5.3 Depot Level Maintenance	-3,063	9,965	-5,534	620	1,216,285	453,216	0	0	3,154	2,021	1,210,842	465,822
3.5.4 Contractor Logistics Support	-11,030	14,491	-17,343	15,109	844,625	371,066	15,208	3,732	140,996	54,418	972,456	458,816
3.5.6 MRAP Vehicles Equipment Maintenance	0	0	0	0	97,639	15,482	0	0	0	0	97,639	15,482
3.6 (C4I)	19,182	133,342	-132,669	324,193	2,274,751	842,851	1,087	520	307,683	93,685	2,470,034	1,394,591
3.7 Other Services and Miscellaneous Contracts	-124,649	5,514	-40,168	119,390	2,533,991	883,635	12,823	7,837	444,958	279,786	2,826,955	1,296,162
3.9 Psychological Operations (Information Operations)	0	0	0	0	2,657	0	0	0	0	0	2,657	0
3.0 Operating Support Sub-Total	-134,216	170,119	-241,995	484,885	10,179,367	4,191,207	39,204	15,287	1,224,618	559,628	11,066,978	5,421,126
4.1 Airlift	-200	0	0	0	527,541	417,483	0	0	0	0	527,341	417,483
4.2 Sealift	0	0	0	0	75,162	72,848	0	0	0	0	75,162	72,848
4.4 Port Handling/Inland Transportation	1	7	-12,664	25	193,355	129,959	1,207	964	813	791	182,712	131,746
4.5 Other Transportation	0	-1	-25	20	116	16	0	0	7	7	98	42
4.6 Second Destination Transportation	6	7	-1,018	8,073	782,798	467,425	0	0	13	13	781,799	475,518

COST OF WAR
Operation and Maintenance (O&M) Summary Execution by Operation, Component, and Cost Breakdown Structure (CBS)
Fiscal Year 2007 - 2016
(Amounts in Thousands)
As of September 30, 2016

Component	Operation New Dawn (OND) / Post-OND Iraq Activities		Operation Enduring Freedom		Operation Freedom's Sentinel		Operation Noble Eagle		Operation Inherent Resolve		Summary	
	Obligations Year To Date	Disbursements Year To Date	Obligations Year To Date	Disbursements Year To Date	Obligations Year To Date	Disbursements Year To Date	Obligations Year To Date	Disbursements Year To Date	Obligations Year To Date	Disbursements Year To Date	Obligations Year To Date	Disbursements Year To Date
4.7 MRAP Vehicles Transportation	-1,000	0	0	0	0	0	0	0	0	0	-1,000	0
4.0 Transportation Sub-Total	-1,193	13	-13,707	8,118	1,578,972	1,087,731	1,207	964	833	811	1,566,112	1,097,637
7.3.02 Defense Forces Sustainment	-4,873	-10	-434,034	-416,686	2,457,371	2,402,420	0	0	0	0	2,018,464	1,985,724
7.3.03 Defense Forces Infrastructure	0	0	-121,019	68,900	79,193	108,075	0	0	0	0	-41,826	176,975
7.3.04 Defense Forces Equipment and Transportation	-5,561	0	-30,748	-30,634	504,359	509,408	0	0	0	0	468,050	478,774
7.3.05 Defense Forces Training and Operations	-851	63	-201,716	-200,426	435,193	455,640	0	0	0	0	232,626	255,277
7.3.07 Interior Forces Sustainment	-25	0	-161,427	-150,734	1,273,469	1,138,462	0	0	0	0	1,112,017	987,728
7.3.08 Interior Forces Infrastructure	0	0	-67,015	1,437	121,252	76,637	0	0	0	0	54,237	78,074
7.3.09 Interior Forces Equipment	-1,784	0	-1	8	416,860	417,016	0	0	0	0	415,075	417,024
7.3.10 Interior Forces Training and Operations	-4,732	-849	-16,956	-10,098	20,942	32,180	0	0	0	0	-746	21,233
7.3.11 Quick Response Fund	-1,116	-2,014	0	0	0	0	0	0	0	0	-1,116	-2,014
7.3.12 Quick Response Fund	504	2,015	0	0	0	0	0	0	0	0	504	2,015
7.3.14 Detainee Operations Sustainment	0	0	-2,107	-2,106	3,874	6,257	0	0	0	0	1,767	4,151
7.3.15 Detainee Operations Infrastructure	0	0	-409	-5	0	0	0	0	0	0	-409	-5
7.3.17 Detainee Operations Training and Operations	0	0	-2,228	-2,228	0	0	0	0	0	0	-2,228	-2,228
7.3.20 Other	0	0	14,543	-70,721	0	-96,387	0	0	0	0	14,543	-167,108
7.3.30 PCCF Defense Security Forces	0	0	8,325	-1,033	0	0	0	0	0	0	8,325	-1,033
7.3.40 PCCF Frontier Corps	0	0	-150	37	0	0	0	0	0	0	-150	37
7.3.50 PCCF Humanitarian Assistance	0	0	-22,056	2,353	0	0	0	0	0	0	-22,056	2,353
7.4.1 Afghanistan (CERP)	0	0	-53	694	3,127	1,309	0	0	0	0	3,074	2,003
7.5.1 Afghanistan Infrastructure Fund - Power	0	0	-18,893	76,936	0	0	0	0	0	0	-18,893	76,936
7.5.2 Afghanistan Infrastructure Fund - Transportation	0	0	-20	2,555	0	0	0	0	0	0	-20	2,555
7.5.3 Afghanistan Infrastructure Fund - Water	0	0	445	18,087	0	0	0	0	0	0	445	18,087
7.6.1 Trainee Equip/Support	0	0	0	0	0	0	0	0	53,278	2,663	53,278	2,663
7.6.2 U.S. Trainer/Enabler	0	0	0	0	0	0	0	0	35,182	4,818	35,182	4,818
7.7.1 Defense Forces	0	0	0	0	0	0	0	0	1,031,295	1,003,732	1,031,295	1,003,732
7.0 Other Support Sub-Total	-18,438	-795	-1,055,519	-713,664	5,315,640	5,051,017	0	0	1,119,755	1,011,213	5,361,438	5,347,771
Navy/Marine Corps Total	7,620	79,565	-1,059,580	-190,973	6,073,920	4,320,186	0	0	470,771	291,730	5,492,731	4,500,508
Navy Total	0	0	0	1	4,632,981	3,366,425	0	0	460,460	284,601	5,093,441	3,651,027
1.2.1 Civilian Premium Pay	0	0	0	0	68,836	60,586	0	0	59	59	68,895	60,645
1.2.2 Civilian Temporary Hires	0	0	0	0	560	379	0	0	59	59	619	438
1.0 Personnel Sub-Total	0	0	0	0	69,396	60,965	0	0	118	118	69,514	61,083
2.1 Temporary Duty (TDY)/Additional Duty (TAD)	0	0	0	0	120,471	102,988	0	0	4,562	4,547	125,033	107,535

COST OF WAR
Operation and Maintenance (O&M) Summary Execution by Operation, Component, and Cost Breakdown Structure (CBS)
Fiscal Year 2007 - 2016
(Amounts in Thousands)
As of September 30, 2016

Component	Operation New Dawn (OND) / Post-OND Iraq Activities		Operation Enduring Freedom		Operation Freedom's Sentinel		Operation Noble Eagle		Operation Inherent Resolve		Summary	
	Obligations Year To Date	Disbursements Year To Date	Obligations Year To Date	Disbursements Year To Date	Obligations Year To Date	Disbursements Year To Date	Obligations Year To Date	Disbursements Year To Date	Obligations Year To Date	Disbursements Year To Date	Obligations Year To Date	Disbursements Year To Date
2.2 Clothing and Other Personnel Equipment & Supplies	0	0	0	0	21,974	2,829	0	0	0	0	21,974	2,829
2.3 Medical Support/Health Services	0	0	0	0	790	469	0	0	0	0	790	469
2.4 Reserve Component Activation/Deactivation	0	0	0	0	1,886	1,007	0	0	0	0	1,886	1,007
2.5 Other Personnel Support	0	0	0	0	9,898	4,867	0	0	0	0	9,898	4,867
2.7 Body Armor	0	0	0	0	275	204	0	0	0	0	275	204
2.0 Personnel Support Sub-Total	0	0	0	0	155,294	112,364	0	0	4,562	4,547	159,856	116,911
3.1 Training	0	0	0	0	72,606	36,084	0	0	0	0	72,606	36,084
3.2 Operations (OPTEMPO) (Fuel, Other POL, Parts)	0	0	0	0	892,016	757,605	0	0	239,190	239,190	1,131,206	996,795
3.3 Other Supplies & Equipment	0	0	0	0	209,361	136,563	0	0	435	432	209,796	136,995
3.4 Facilities/Base Support	0	0	0	0	75,214	24,572	0	0	0	0	75,214	24,572
3.5.1 Organization Level Maintenance	0	0	0	0	69,207	55,907	0	0	0	0	69,207	55,907
3.5.2 Intermediate Level Maintenance	0	0	0	0	32,400	27,063	0	0	0	0	32,400	27,063
3.5.3 Depot Level Maintenance	0	0	0	0	2,290,255	1,603,958	0	0	0	0	2,290,255	1,603,958
3.5.4 Contractor Logistics Support	0	0	0	0	16,847	9,118	0	0	0	0	16,847	9,118
3.6 (C4I)	0	0	0	0	63,738	41,405	0	0	0	0	63,738	41,405
3.7 Other Services and Miscellaneous Contracts	0	0	0	1	228,359	101,048	0	0	212,912	38,031	441,271	139,080
3.0 Operating Support Sub-Total	0	0	0	1	3,950,003	2,793,323	0	0	452,537	277,653	4,402,540	3,070,977
4.1 Airlift	0	0	0	0	211,031	176,672	0	0	3,243	2,283	214,274	178,955
4.2 Sealift	0	0	0	0	236,165	218,375	0	0	0	0	236,165	218,375
4.4 Port Handling/Inland Transportation	0	0	0	0	2,382	45	0	0	0	0	2,382	45
4.5 Other Transportation	0	0	0	0	6,482	3,203	0	0	0	0	6,482	3,203
4.6 Second Destination Transportation	0	0	0	0	2,228	1,478	0	0	0	0	2,228	1,478
4.0 Transportation Sub-Total	0	0	0	0	458,288	399,773	0	0	3,243	2,283	461,531	402,056
Marine Corps Total	7,620	79,565	-1,059,580	-190,974	1,440,939	953,761	0	0	10,311	7,129	399,290	849,481
1.1.2 Imminent Danger or Hostile Fire Pay	0	0	7	7	0	0	0	0	0	0	7	7
1.1.5 Subsistence	0	0	-1,282	-1,276	0	0	0	0	0	0	-1,282	-1,276
1.1.7 Other Military Personnel (Special Pay)	0	0	-1,274	-1,010	1,405	1,484	0	0	0	0	131	474
1.2.1 Civilian Premium Pay	1,534	1,660	168,974	167,025	1,535	1,540	0	0	0	0	172,043	170,225
1.2.2 Civilian Temporary Hires	0	0	-2,462	-2,937	4,424	4,897	0	0	0	0	1,962	1,960
1.2.3 MRAP Vehicles	0	0	0	-1	0	1	0	0	0	0	0	0
1.0 Personnel Sub-Total	1,534	1,660	163,963	161,808	7,364	7,922	0	0	0	0	172,861	171,390
2.1 Temporary Duty (TDY)/Additional Duty (TAD)	36	98	-24,899	-22,372	49,978	41,031	0	0	2,788	2,589	27,903	21,346
2.2 Clothing and Other Personnel Equipment & Supplies	0	0	-51,867	-11,055	80,999	72,523	0	0	68	68	29,200	61,536

COST OF WAR
Operation and Maintenance (O&M) Summary Execution by Operation, Component, and Cost Breakdown Structure (CBS)
Fiscal Year 2007 - 2016
(Amounts in Thousands)
As of September 30, 2016

Component	Operation New Dawn (OND) / Post-OND Iraq Activities		Operation Enduring Freedom		Operation Freedom's Sentinel		Operation Noble Eagle		Operation Inherent Resolve		Summary	
	Obligations Year To Date	Disbursements Year To Date	Obligations Year To Date	Disbursements Year To Date	Obligations Year To Date	Disbursements Year To Date	Obligations Year To Date	Disbursements Year To Date	Obligations Year To Date	Disbursements Year To Date	Obligations Year To Date	Disbursements Year To Date
2.2.1 Organizational Clothing	0	0	-262	-250	259	256	0	0	0	0	-3	6
2.3 Medical Support/Health Services	0	0	-1,598	-977	2,904	2,579	0	0	0	0	1,306	1,602
2.4 Reserve Component Activation/Deactivation	3	3	-5,924	-3,773	4,978	5,047	0	0	243	221	-700	1,498
2.5 Other Personnel Support	0	0	-3,600	-1,663	15,196	13,627	0	0	0	0	11,596	11,964
2.0 Personnel Support Sub-Total	39	101	-88,150	-40,090	154,314	135,063	0	0	3,099	2,878	69,302	97,952
3.1 Training	0	0	-223,290	-165,623	70,237	42,134	0	0	115	97	-152,938	-123,392
3.2 Operations (OPTEMPO) (Fuel, Other POL, Parts)	0	0	-22,115	7,820	49,798	40,411	0	0	1,026	996	28,709	49,227
3.2.1 MRAP Vehicles Operation	0	0	-152	2,159	1,351	138	0	0	0	0	1,199	2,297
3.3 Other Supplies & Equipment	0	0	-48,721	-20,236	26,467	20,050	0	0	732	687	-21,522	501
3.4 Facilities/Base Support	0	0	-28,633	-27,234	47,958	39,283	0	0	0	0	19,325	12,049
3.4.1 MRAP Vehicles Facilities and Base Support	0	0	0	3,790	0	-5,306	0	0	0	0	0	-1,516
3.5.1 Organization Level Maintenance	0	0	-30,751	-8,753	42,043	28,458	0	0	0	0	11,292	19,705
3.5.2 Intermediate Level Maintenance	0	0	76,043	51,975	211,291	103,148	0	0	0	0	287,334	155,123
3.5.3 Depot Level Maintenance	6,334	78,259	-298,753	40,424	288,252	155,574	0	0	0	0	-4,167	274,257
3.5.4 Contractor Logistics Support	0	0	-35,628	3,671	57,587	25,222	0	0	0	0	21,959	28,893
3.5.6 MRAP Vehicles Equipment Maintenance	0	0	-21,379	-5,450	21,766	14,917	0	0	0	0	387	9,467
3.6 (C4)	-33	-30	-35,122	1,319	19,805	16,175	0	0	-34	1	-15,384	17,465
3.7 Other Services and Miscellaneous Contracts	-284	-230	-234,719	-30,956	368,224	264,065	0	0	5,373	2,466	138,594	235,345
3.0 Operating Support Sub-Total	6,017	77,999	-903,220	-147,094	1,204,779	744,269	0	0	7,212	4,247	314,788	679,421
4.1 Airlift	0	0	-500	-500	849	849	0	0	0	0	349	349
4.2 Sealift	0	0	-431	-431	431	1,536	0	0	0	0	0	1,105
4.4 Port Handling/Inland Transportation	0	0	-227	-113	171	119	0	0	0	0	-56	6
4.5 Other Transportation	30	30	20,139	22,813	29,211	27,072	0	0	0	4	49,380	49,919
4.6 Second Destination Transportation	0	-225	-230,059	-167,258	43,815	36,931	0	0	0	0	-186,244	-130,552
4.8 Retrograde of Personnel and Equipment	0	0	-21,095	-20,109	5	0	0	0	0	0	-21,090	-20,109
4.0 Transportation Sub-Total	30	-195	-232,173	-165,598	74,482	66,507	0	0	0	4	-157,661	-99,282
Air Force Total	1,156,802	1,235,248	-3,669,502	-521,399	8,098,439	5,867,247	-44,165	-45,286	1,984,894	1,716,404	7,526,468	8,252,214
1.1.6 Reserve Components Predeployment Training	0	0	0	0	0	0	120	120	0	0	120	120
1.2.2 Civilian Temporary Hires	4,590	4,593	-13,452	-13,281	65,930	64,858	924	924	250	225	58,242	57,319
1.0 Personnel Sub-Total	4,590	4,593	-13,452	-13,281	65,930	64,858	1,044	1,044	250	225	58,362	57,439
2.1 Temporary Duty (TDY)/Additional Duty (TAD)	15,135	15,126	-96,119	-33,962	302,297	228,342	3,384	2,280	15,216	14,036	239,913	225,822
2.2 Clothing and Other Personnel Equipment & Supplies	21	21	-134	171	2,335	2,326	0	0	61	61	2,283	2,579
2.3 Medical Support/Health Services	-7,767	-8,997	-2,140	6,790	57,906	25,404	351	283	2,684	1,048	51,034	24,528

COST OF WAR
Operation and Maintenance (O&M) Summary Execution by Operation, Component, and Cost Breakdown Structure (CBS)
Fiscal Year 2007 - 2016
(Amounts in Thousands)
As of September 30, 2016

Component	Operation New Dawn (OND) / Post-OND Iraq Activities		Operation Enduring Freedom		Operation Freedom's Sentinel		Operation Noble Eagle		Operation Inherent Resolve		Summary	
	Obligations Year To Date	Disbursements Year To Date	Obligations Year To Date	Disbursements Year To Date	Obligations Year To Date	Disbursements Year To Date	Obligations Year To Date	Disbursements Year To Date	Obligations Year To Date	Disbursements Year To Date	Obligations Year To Date	Disbursements Year To Date
2.5 Other Personnel Support	34,956	33,132	-10,207	4,294	61,455	37,503	0	0	1,794	407	87,998	75,336
2.0 Personnel Support Sub-Total	42,345	39,282	-108,600	-22,707	423,993	293,575	3,735	2,563	19,755	15,552	381,228	328,265
3.1 Training	127	127	-5,369	4,298	38,877	26,050	0	0	4,315	2,822	37,950	33,297
3.2 Operations (OPTEMPO) (Fuel, Other POL, Parts)	22,450	16,638	-199,541	-201,294	612,000	611,277	-48,938	-48,938	1,270,370	1,270,459	1,656,341	1,648,142
3.3 Other Supplies & Equipment	-77,062	-17,772	-32,496	202,015	620,132	397,823	-19	22	102,082	71,812	612,637	653,900
3.4 Facilities/Base Support	-30,008	-28,398	-117,075	-15,268	258,219	153,780	-3	7	47,846	18,456	158,979	128,577
3.5.3 Depot Level Maintenance	1,570,767	1,559,471	4,518,309	4,517,382	2,211,163	1,397,660	0	0	0	0	8,300,239	7,474,513
3.5.4 Contractor Logistics Support	-119,392	-100,575	-7,082,726	-5,319,138	-126,110	-139,087	0	0	0	0	-7,328,228	-5,558,800
3.6 (C4I)	26,782	32,542	-290,416	33,655	984,142	660,976	0	0	50,854	26,656	771,362	753,829
3.7 Other Services and Miscellaneous Contracts	-278,335	-268,176	118,851	478,667	1,451,974	1,115,735	0	0	288,323	90,197	1,580,813	1,416,423
3.0 Operating Support Sub-Total	1,115,329	1,193,857	-3,090,463	-299,683	6,050,397	4,224,214	-48,960	-48,909	1,763,790	1,480,402	5,790,093	6,549,881
4.1 Airlift	-5,034	-3,799	-375,752	-206,726	1,326,146	1,167,717	0	0	182,648	200,983	1,128,008	1,158,175
4.2 Sealift	183	183	-105	-90	310	97	0	0	0	0	388	190
4.5 Other Transportation	-611	1,132	-81,521	20,716	226,872	112,560	16	16	6,537	4,784	151,293	139,208
4.8 Retrograde of Personnel and Equipment	0	0	391	372	4,791	4,226	0	0	686	6	5,868	4,604
4.0 Transportation Sub-Total	-5,462	-2,484	-456,987	-185,728	1,558,119	1,284,600	16	16	189,871	205,773	1,285,557	1,302,177
7.6.1 Trainee Equip/Support	0	0	0	0	0	0	0	0	4,500	3,234	4,500	3,234
7.6.2 U.S. Trainer/Enabler	0	0	0	0	0	0	0	0	6,728	11,218	6,728	11,218
7.0 Other Support Sub-Total	0	0	0	0	0	0	0	0	11,228	14,452	11,228	14,452
Defense Health Program Total	-2,906	-570	-29,997	-9,214	326,072	340,282	-94	0	0	0	293,075	330,498
2.3 Medical Support/Health Services	-2,906	-570	-29,997	-9,214	326,072	340,282	-94	0	0	0	293,075	330,498
2.0 Personnel Support Sub-Total	-2,906	-570	-29,997	-9,214	326,072	340,282	-94	0	0	0	293,075	330,498
DODIG Total	-6	-5	4,490	4,464	723	909	0	0	13,234	12,491	18,441	17,859
1.2.1 Civilian Premium Pay	0	0	2,978	2,986	1,961	1,959	0	0	1,371	1,282	6,310	6,227
1.2.2 Civilian Temporary Hires	0	0	916	910	160	154	0	0	9,674	9,375	10,750	10,439
1.0 Personnel Sub-Total	0	0	3,894	3,896	2,121	2,113	0	0	11,045	10,657	17,060	16,666
2.1 Temporary Duty (TDY)/Additional Duty (TAD)	-4	-5	356	351	-1,650	-1,290	0	0	919	812	-379	-132
2.2 Clothing and Other Personnel Equipment & Supplies	0	0	8	13	0	0	0	0	32	16	40	29
2.0 Personnel Support Sub-Total	-4	-5	364	364	-1,650	-1,290	0	0	951	828	-339	-103
3.1 Training	-1	0	-83	11	0	0	0	0	12	9	-72	20
3.3 Other Supplies & Equipment	0	0	1	1	-3	0	0	0	5	4	3	5
3.6 (C4I)	0	0	50	62	14	4	0	0	64	11	128	77
3.7 Other Services and Miscellaneous Contracts	-1	0	251	113	241	82	0	0	1,131	966	1,622	1,161

COST OF WAR
Operation and Maintenance (O&M) Summary Execution by Operation, Component, and Cost Breakdown Structure (CBS)
Fiscal Year 2007 - 2016
(Amounts in Thousands)
As of September 30, 2016

Component	Operation New Dawn (OND) / Post-OND Iraq Activities		Operation Enduring Freedom		Operation Freedom's Sentinel		Operation Noble Eagle		Operation Inherent Resolve		Summary	
	Obligations Year To Date	Disbursements Year To Date	Obligations Year To Date	Disbursements Year To Date	Obligations Year To Date	Disbursements Year To Date	Obligations Year To Date	Disbursements Year To Date	Obligations Year To Date	Disbursements Year To Date	Obligations Year To Date	Disbursements Year To Date
3.0 Operating Support Sub-Total	-2	0	219	187	252	86	0	0	1,212	990	1,681	1,263
4.5 Other Transportation	0	0	13	17	0	0	0	0	26	16	39	33
4.0 Transportation Sub-Total	0	0	13	17	0	0	0	0	26	16	39	33
Defense Agency Total	-1,490	27,875	-186,692	702,665	3,406,616	1,913,642	161	-1,369	802,147	366,701	4,020,742	3,009,514
1.2.1 Civilian Premium Pay	820	834	-17,099	-6,550	94,107	71,250	0	0	60	60	77,888	65,594
1.2.2 Civilian Temporary Hires	2,312	4,276	-2,106	-1,117	15,178	13,243	0	0	0	0	15,384	16,402
1.0 Personnel Sub-Total	3,132	5,110	-19,205	-7,667	109,285	84,493	0	0	60	60	93,272	81,996
2.1 Temporary Duty (TDY)/Additional Duty (TAD)	12	115	-6,231	9,016	137,786	115,233	0	0	20,416	17,510	151,983	141,874
2.2 Clothing and Other Personnel Equipment & Supplies	0	0	-18	185	4,234	1,359	0	0	1,044	670	5,260	2,214
2.3 Medical Support/Health Services	1	1	-356	912	4,696	3,371	0	0	89	76	4,430	4,360
2.5 Other Personnel Support	-1,814	4,909	-396	43,277	72,995	70,087	0	0	0	0	70,785	118,273
2.0 Personnel Support Sub-Total	-1,801	5,025	-7,001	53,390	219,711	190,050	0	0	21,549	18,256	232,458	266,721
3.1 Training	-5	-5	-934	13,182	29,576	15,144	0	0	2,117	1,207	30,754	29,528
3.2 Operations (OPTEMPO) (Fuel, Other POL, Parts)	0	18	1,155	10,163	147,148	99,911	0	0	103,775	56,688	252,078	166,780
3.3 Other Supplies & Equipment	-24	52	-4,560	62,646	150,510	66,312	0	0	56,143	31,864	202,069	160,874
3.4 Facilities/Base Support	0	0	-466	3,100	3,369	1,611	0	0	21	21	2,924	4,732
3.5.1 Organization Level Maintenance	0	0	-103	14,693	119	118	0	0	0	0	16	14,811
3.5.2 Intermediate Level Maintenance	0	0	0	0	2,548	1,718	0	0	90	74	2,638	1,792
3.5.3 Depot Level Maintenance	0	0	0	3,506	19,535	2,980	0	0	1,500	0	21,035	6,486
3.5.4 Contractor Logistics Support	-86	3	-583	232,675	336,387	137,173	0	0	21,682	12,108	357,400	381,959
3.5.6 MRAP Vehicles Equipment Maintenance	0	0	0	0	46,011	37,276	0	0	13,411	0	59,422	37,276
3.6 (C4I)	-2,152	16,627	-19,915	99,713	395,907	143,226	161	-1,369	76,412	45,743	450,413	303,940
3.7 Other Services and Miscellaneous Contracts	-554	1,045	-137,668	149,065	1,278,359	535,988	0	0	198,416	87,076	1,338,553	773,174
3.0 Operating Support Sub-Total	-2,821	17,740	-163,074	588,743	2,409,469	1,041,457	161	-1,369	473,567	234,781	2,717,302	1,881,352
4.1 Airlift	0	0	-1,107	58,491	218,666	153,974	0	0	83,360	67,072	300,919	279,537
4.2 Sealift	0	0	-500	3,637	1,200	828	0	0	0	0	700	4,465
4.4 Port Handling/Inland Transportation	0	0	248	145	4,309	3,538	0	0	1	0	4,558	3,683
4.5 Other Transportation	0	0	86	320	46,905	42,979	0	0	639	269	47,630	43,568
4.6 Second Destination Transportation	0	0	0	11	190	93	0	0	0	0	190	104
4.0 Transportation Sub-Total	0	0	-1,273	62,604	271,270	201,412	0	0	84,000	67,341	353,997	331,357
7.1.01 Pakistan	0	0	0	0	223,615	223,615	0	0	0	0	223,615	223,615
7.1.12 Jordan (OEF)	0	0	0	0	12,448	12,448	0	0	0	0	12,448	12,448
7.1.26 Coalition support for Mongolia (OEF)	0	0	0	651	651	0	0	0	0	0	651	651

COST OF WAR
Operation and Maintenance (O&M) Summary Execution by Operation, Component, and Cost Breakdown Structure (CBS)
Fiscal Year 2007 - 2016
(Amounts in Thousands)
As of September 30, 2016

Component	Operation New Dawn (OND) / Post-OND Iraq Activities		Operation Enduring Freedom		Operation Freedom's Sentinel		Operation Noble Eagle		Operation Inherent Resolve		Summary	
	Obligations Year To Date	Disbursements Year To Date	Obligations Year To Date	Disbursements Year To Date	Obligations Year To Date	Disbursements Year To Date	Obligations Year To Date	Disbursements Year To Date	Obligations Year To Date	Disbursements Year To Date	Obligations Year To Date	Disbursements Year To Date
7.1.90 Coalition Readiness Support Program (CRSP)	0	0	2,928	2,928	23,639	23,639	0	0	0	0	26,567	26,567
7.2.1 Transportation Support	0	0	933	933	24,000	24,000	0	0	0	0	24,933	24,933
7.2.2 Logistic Support	0	0	0	1,083	112,528	112,528	0	0	0	0	112,528	113,611
7.6.1 Trainee Equip/Support	0	0	0	0	0	0	0	0	207,399	20,428	207,399	20,428
7.6.2 U.S. Trainer/Enabler	0	0	0	0	0	0	0	0	15,572	25,835	15,572	25,835
7.0 Other Support Sub-Total	0	0	3,861	5,595	396,881	396,230	0	0	222,971	46,263	623,713	448,088

COST OF WAR
Operation and Maintenance (O&M) Summary Execution by Operation, Component, Appropriation and Cost Breakdown Structure (CBS)
Fiscal Year 2007 - 2016
(Amounts in Thousands)
As of September 30, 2016

Component and Appropriation	Operation New Dawn (OND) / Post-OND Iraq Activities		Operation Enduring Freedom		Operation Freedom's Sentinel		Operation Noble Eagle		Operation Inherent Resolve		Summary	
	Obligations Year to Date	Disbursements Year to Date	Obligations Year to Date	Disbursements Year to Date	Obligations Year to Date	Disbursements Year to Date	Obligations Year to Date	Disbursements Year to Date	Obligations Year to Date	Disbursements Year to Date	Obligations Year to Date	Disbursements Year to Date
Grand Total	1,006,286	1,511,068	-6,253,222	-194,018	35,506,449	23,083,767	3,592	-23,828	5,629,685	3,970,455	35,892,790	28,347,444
Army Total	-153,734	168,955	-1,311,941	-179,561	17,600,679	10,641,501	47,690	22,827	2,358,639	1,583,129	18,541,333	12,236,851
Army Active Total	-153,665	168,864	-1,308,044	-180,083	17,524,141	10,593,450	47,690	22,827	2,358,500	1,583,031	18,468,622	12,188,089
Operation and Maintenance, Army												
1.2.1 Civilian Premium Pay	-126	33	-99	149	107,471	87,420	600	336	3,454	3,035	111,300	90,973
1.2.2 Civilian Temporary Hires	1	1	9	86	995	995	0	0	76	76	1,081	1,158
1.0 Personnel Sub-Total	-125	34	-90	235	108,466	88,415	600	336	3,530	3,111	112,381	92,131
2.1 Temporary Duty (TDY)/Additional Duty (TAD)	61	71	-375	24,616	160,291	98,262	6,679	6,240	3,395	2,675	170,051	131,864
2.2 Clothing and Other Personnel Equipment & Supplies	-673	286	-79	15,820	140,392	48,346	0	0	1,227	1,223	140,867	65,675
2.2.1 Organizational Clothing	0	0	0	227	0	0	0	0	0	0	0	227
2.3 Medical Support/Health Services	73	72	-10	87	33,420	28,055	0	0	4,953	4,142	38,436	32,356
2.4 Reserve Component Activation/Deactivation	0	0	-25	0	0	0	0	0	0	0	-25	0
2.5 Other Personnel Support	793	2	-120	123	45,608	24,486	0	0	230	228	46,511	24,839
2.6 Rest & Recreation	0	0	0	0	12,181	4,523	0	0	0	0	12,181	4,523
2.7 Body Armor	-20	-850	0	0	0	0	0	0	0	0	-20	-850
2.0 Personnel Support Sub-Total	234	-419	-609	40,873	391,892	203,672	6,679	6,240	9,805	8,268	408,001	258,634
3.1 Training	54	53	18	169	104,275	40,663	4,013	0	188	186	108,548	41,071
3.2 Operations (OPTEMPO) (Fuel, Other POL, Parts)	-245	-138	-93	-42	1,016,624	821,135	850	685	142,714	50,390	1,159,850	872,030
3.2.1 MRAP Vehicles Operation	0	0	0	0	84,777	37,668	0	0	0	0	84,777	37,668
3.3 Other Supplies & Equipment	-1,125	2,416	-96	9,260	550,497	265,482	401	267	161,196	67,557	710,873	344,982
3.4 Facilities/Base Support	-9,148	423	-44,771	12,786	973,370	179,242	4,822	2,246	23,692	11,585	947,965	206,282
3.5.1 Organization Level Maintenance	-1,877	-40	-392	2,805	152,096	80,701	0	0	0	0	149,827	83,466
3.5.2 Intermediate Level Maintenance	-2,245	4,093	-1,050	442	302,683	186,046	0	0	0	0	299,388	190,581
3.5.3 Depot Level Maintenance	-3,063	9,965	-5,534	620	1,216,280	453,216	0	0	3,154	2,021	1,210,837	465,822
3.5.4 Contractor Logistics Support	-11,028	14,491	-14,387	15,109	844,625	371,066	15,208	3,732	140,996	54,418	975,414	458,816
3.5.6 MRAP Vehicles Equipment Maintenance	0	0	0	0	97,639	15,482	0	0	0	0	97,639	15,482
3.6 (C4I)	19,182	133,342	-132,669	324,191	2,265,767	837,348	1,087	520	307,683	93,685	2,461,050	1,389,086
3.7 Other Services and Miscellaneous Contracts	-124,648	5,426	-39,145	119,015	2,520,733	875,097	12,823	7,837	444,958	279,786	2,814,721	1,287,161
3.9 Psychological Operations (Information Operations)	0	0	0	0	2,657	0	0	0	0	0	2,657	0
3.0 Operating Support Sub-Total	-134,143	170,031	-238,119	484,355	10,132,023	4,163,146	39,204	15,287	1,224,581	559,628	11,023,546	5,392,447
4.1 Airlift	-200	0	0	0	527,541	417,483	0	0	0	0	527,341	417,483
4.2 Sealift	0	0	0	0	75,162	72,848	0	0	0	0	75,162	72,848
4.4 Port Handling/Inland Transportation	1	7	-12,664	25	190,527	129,428	1,207	964	809	791	179,880	131,215

COST OF WAR
Operation and Maintenance (O&M) Summary Execution by Operation, Component, Appropriation and Cost Breakdown Structure (CBS)
Fiscal Year 2007 - 2016
(Amounts in Thousands)
As of September 30, 2016

Component and Appropriation	Operation New Dawn (OND) / Post-OND Iraq Activities		Operation Enduring Freedom		Operation Freedom's Sentinel		Operation Noble Eagle		Operation Inherent Resolve		Summary	
	Obligations Year to Date	Disbursements Year to Date	Obligations Year to Date	Disbursements Year to Date	Obligations Year to Date	Disbursements Year to Date	Obligations Year to Date	Disbursements Year to Date	Obligations Year to Date	Disbursements Year to Date	Obligations Year to Date	Disbursements Year to Date
4.5 Other Transportation	0	-1	-25	20	92	16	0	0	7	7	74	42
4.6 Second Destination Transportation	6	7	-1,018	8,073	782,798	467,425	0	0	13	13	781,799	475,518
4.7 MRAP Vehicles Transportation	-1,000	0	0	0	0	0	0	0	0	0	-1,000	0
4.0 Transportation Sub-Total	-1,193	13	-13,707	8,118	1,576,120	1,087,200	1,207	964	829	811	1,563,256	1,097,106
7.4.1 Afghanistan (CERP)	0	0	-53	694	3,127	1,309	0	0	0	0	3,074	2,003
7.6.1 Trainee Equip/Support	0	0	0	0	0	0	0	0	53,278	2,663	53,278	2,663
7.6.2 U.S. Trainer/Enabler	0	0	0	0	0	0	0	0	35,182	4,818	35,182	4,818
7.0 Other Support Sub-Total	0	0	-53	694	3,127	1,309	0	0	88,460	7,481	91,534	9,484
Afghanistan Security Forces Fund, Army												
7.3.02 Defense Forces Sustainment	0	0	-434,034	-416,686	2,457,371	2,402,420	0	0	0	0	2,023,337	1,985,734
7.3.03 Defense Forces Infrastructure	0	0	-121,019	68,900	79,193	108,075	0	0	0	0	-41,826	176,975
7.3.04 Defense Forces Equipment and Transportation	0	0	-30,748	-30,634	504,359	509,408	0	0	0	0	473,611	478,774
7.3.05 Defense Forces Training and Operations	0	0	-201,716	-200,426	435,193	455,640	0	0	0	0	233,477	255,214
7.3.07 Interior Forces Sustainment	0	0	-161,427	-150,734	1,273,469	1,138,462	0	0	0	0	1,112,042	987,728
7.3.08 Interior Forces Infrastructure	0	0	-67,015	1,437	121,252	76,637	0	0	0	0	54,237	78,074
7.3.09 Interior Forces Equipment	0	0	-1	8	416,860	417,016	0	0	0	0	416,859	417,024
7.3.10 Interior Forces Training and Operations	0	0	-16,956	-10,098	20,942	32,180	0	0	0	0	3,986	22,082
7.3.14 Detainee Operations Sustainment	0	0	-2,107	-2,106	3,874	6,257	0	0	0	0	1,767	4,151
7.3.15 Detainee Operations Infrastructure	0	0	-409	-5	0	0	0	0	0	0	-409	-5
7.3.17 Detainee Operations Training and Operations	0	0	-2,228	-2,228	0	0	0	0	0	0	-2,228	-2,228
7.3.20 Other	0	0	14,543	-70,721	0	-96,387	0	0	0	0	14,543	-167,108
7.0 Other Support Sub-Total	0	0	-1,023,117	-813,293	5,312,513	5,049,708	0	0	0	0	4,289,396	4,236,415
Iraq Security Forces Fund, Army												
7.3.02 Defense Forces Sustainment	-4,873	-10	0	0	0	0	0	0	0	0	-4,873	-10
7.3.04 Defense Forces Equipment and Transportation	-5,561	0	0	0	0	0	0	0	0	0	-5,561	0
7.3.05 Defense Forces Training and Operations	-851	63	0	0	0	0	0	0	0	0	-851	63
7.3.07 Interior Forces Sustainment	-25	0	0	0	0	0	0	0	0	0	-25	0
7.3.09 Interior Forces Equipment	-1,784	0	0	0	0	0	0	0	0	0	-1,784	0
7.3.10 Interior Forces Training and Operations	-4,732	-849	0	0	0	0	0	0	0	0	-4,732	-849
7.3.11 Quick Response Fund	-1,116	-2,014	0	0	0	0	0	0	0	0	-1,116	-2,014
7.3.12 Quick Response Fund	504	2,015	0	0	0	0	0	0	0	0	504	2,015
7.0 Other Support Sub-Total	-18,438	-795	0	0	0	0	0	0	0	0	-18,438	-795
Pakistan Counterinsurgency Fund, Army												

COST OF WAR
Operation and Maintenance (O&M) Summary Execution by Operation, Component, Appropriation and Cost Breakdown Structure (CBS)
Fiscal Year 2007 - 2016
(Amounts in Thousands)
As of September 30, 2016

Component and Appropriation	Operation New Dawn (OND) / Post-OND Iraq Activities		Operation Enduring Freedom		Operation Freedom's Sentinel		Operation Noble Eagle		Operation Inherent Resolve		Summary	
	Obligations Year to Date	Disbursements Year to Date	Obligations Year to Date	Disbursements Year to Date	Obligations Year to Date	Disbursements Year to Date	Obligations Year to Date	Disbursements Year to Date	Obligations Year to Date	Disbursements Year to Date	Obligations Year to Date	Disbursements Year to Date
7.3.30 PCCF Defense Security Forces	0	0	8,325	-1,033	0	0	0	0	0	0	8,325	-1,033
7.3.40 PCCF Frontier Corps	0	0	-150	37	0	0	0	0	0	0	-150	37
7.3.50 PCCF Humanitarian Assistance	0	0	-22,056	2,353	0	0	0	0	0	0	-22,056	2,353
7.0 Other Support Sub-Total	0	0	-13,881	1,357	0	0	0	0	0	0	-13,881	1,357
Afghanistan Infrastructure Fund, Army												
7.5.1 Afghanistan Infrastructure Fund - Power	0	0	-18,893	76,936	0	0	0	0	0	0	-18,893	76,936
7.5.2 Afghanistan Infrastructure Fund - Transportation	0	0	-20	2,555	0	0	0	0	0	0	-20	2,555
7.5.3 Afghanistan Infrastructure Fund - Water	0	0	445	18,087	0	0	0	0	0	0	445	18,087
7.0 Other Support Sub-Total	0	0	-18,468	97,578	0	0	0	0	0	0	-18,468	97,578
Iraq Train and Equip Fund												
7.7.1 Defense Forces	0	0	0	0	0	0	0	0	1,031,295	1,003,732	1,031,295	1,003,732
7.0 Other Support Sub-Total	0	0	0	0	0	0	0	0	1,031,295	1,003,732	1,031,295	1,003,732
Army Reserve Total	-2	91	-19	-6	25,472	17,888	0	0	139	98	25,590	18,071
Operation and Maintenance, Army Reserve												
2.1 Temporary Duty (TDY)/Additional Duty (TAD)	-1	-1	-2	-1	8,553	7,275	0	0	97	97	8,647	7,370
2.4 Reserve Component Activation/Deactivation	5	4	-8	-7	0	0	0	0	0	0	-3	-3
2.5 Other Personnel Support	0	0	-11	0	7,572	5,563	0	0	1	1	7,562	5,564
2.0 Personnel Support Sub-Total	4	3	-21	-8	16,125	12,838	0	0	98	98	16,206	12,931
3.3 Other Supplies & Equipment	-5	0	0	0	850	689	0	0	37	0	882	689
3.4 Facilities/Base Support	0	0	0	0	1,866	466	0	0	0	0	1,866	466
3.6 (C4I)	0	0	0	0	124	124	0	0	0	0	124	124
3.7 Other Services and Miscellaneous Contracts	-1	88	2	2	5,951	3,455	0	0	0	0	5,952	3,545
3.0 Operating Support Sub-Total	-6	88	2	2	8,791	4,734	0	0	37	0	8,824	4,824
4.4 Port Handling/Inland Transportation	0	0	0	0	556	316	0	0	4	0	560	316
4.0 Transportation Sub-Total	0	0	0	0	556	316	0	0	4	0	560	316
Army National Guard Total	-67	0	-3,878	528	51,066	30,163	0	0	0	0	47,121	30,691
Operation and Maintenance, Army Natl Guard												
1.2.1 Civilian Premium Pay	0	0	0	0	679	677	0	0	0	0	679	677
1.0 Personnel Sub-Total	0	0	0	0	679	677	0	0	0	0	679	677
2.1 Temporary Duty (TDY)/Additional Duty (TAD)	0	0	0	0	514	96	0	0	0	0	514	96
2.2 Clothing and Other Personnel Equipment & Supplies	0	0	0	0	58	29	0	0	0	0	58	29
2.3 Medical Support/Health Services	0	0	0	0	485	257	0	0	0	0	485	257
2.4 Reserve Component Activation/Deactivation	0	0	0	0	7,230	5,465	0	0	0	0	7,230	5,465

COST OF WAR
Operation and Maintenance (O&M) Summary Execution by Operation, Component, Appropriation and Cost Breakdown Structure (CBS)
Fiscal Year 2007 - 2016
(Amounts in Thousands)
As of September 30, 2016

Component and Appropriation	Operation New Dawn (OND) / Post-OND Iraq Activities		Operation Enduring Freedom		Operation Freedom's Sentinel		Operation Noble Eagle		Operation Inherent Resolve		Summary	
	Obligations Year to Date	Disbursements Year to Date	Obligations Year to Date	Disbursements Year to Date	Obligations Year to Date	Disbursements Year to Date	Obligations Year to Date	Disbursements Year to Date	Obligations Year to Date	Disbursements Year to Date	Obligations Year to Date	Disbursements Year to Date
2.5 Other Personnel Support	0	0	0	0	1,251	97	0	0	0	0	1,251	97
2.0 Personnel Support Sub-Total	0	0	0	0	9,538	5,944	0	0	0	0	9,538	5,944
3.1 Training	0	0	0	0	15	4	0	0	0	0	15	4
3.2 Operations (OPTEMPO) (Fuel, Other POL, Parts)	0	0	0	0	13,817	10,035	0	0	0	0	13,817	10,035
3.3 Other Supplies & Equipment	-65	0	103	105	6,728	1,950	0	0	0	0	6,766	2,055
3.4 Facilities/Base Support	0	0	0	48	1,821	876	0	0	0	0	1,821	924
3.5.3 Depot Level Maintenance	0	0	0	0	5	0	0	0	0	0	5	0
3.5.4 Contractor Logistics Support	-2	0	-2,956	0	0	0	0	0	0	0	-2,958	0
3.6 (C4I)	0	0	0	2	8,860	5,379	0	0	0	0	8,860	5,381
3.7 Other Services and Miscellaneous Contracts	0	0	-1,025	373	7,307	5,083	0	0	0	0	6,282	5,456
3.0 Operating Support Sub-Total	-67	0	-3,878	528	38,553	23,327	0	0	0	0	34,608	23,855
4.4 Port Handling/Inland Transportation	0	0	0	0	2,272	215	0	0	0	0	2,272	215
4.5 Other Transportation	0	0	0	0	24	0	0	0	0	0	24	0
4.0 Transportation Sub-Total	0	0	0	0	2,296	215	0	0	0	0	2,296	215
Navy/Marine Corps Total	7,620	79,565	-1,059,580	-190,973	6,073,920	4,320,186	0	0	470,771	291,730	5,492,731	4,500,508
Navy Total	0	0	0	1	4,632,981	3,366,425	0	0	460,460	284,601	5,093,441	3,651,027
Navy Active Total	0	0	0	1	4,601,575	3,344,298	0	0	460,460	284,601	5,062,035	3,628,900
Operation and Maintenance, Navy												
1.2.1 Civilian Premium Pay	0	0	0	0	68,836	60,586	0	0	59	59	68,895	60,645
1.2.2 Civilian Temporary Hires	0	0	0	0	560	379	0	0	59	59	619	438
1.0 Personnel Sub-Total	0	0	0	0	69,396	60,965	0	0	118	118	69,514	61,083
2.1 Temporary Duty (TDY)/Additional Duty (TAD)	0	0	0	0	120,471	102,988	0	0	4,562	4,547	125,033	107,535
2.2 Clothing and Other Personnel Equipment & Supplies	0	0	0	0	21,299	2,700	0	0	0	0	21,299	2,700
2.3 Medical Support/Health Services	0	0	0	0	357	36	0	0	0	0	357	36
2.5 Other Personnel Support	0	0	0	0	9,898	4,867	0	0	0	0	9,898	4,867
2.7 Body Armor	0	0	0	0	275	204	0	0	0	0	275	204
2.0 Personnel Support Sub-Total	0	0	0	0	152,300	110,795	0	0	4,562	4,547	156,862	115,342
3.1 Training	0	0	0	0	72,606	36,084	0	0	0	0	72,606	36,084
3.2 Operations (OPTEMPO) (Fuel, Other POL, Parts)	0	0	0	0	888,258	753,847	0	0	239,190	239,190	1,127,448	993,037
3.3 Other Supplies & Equipment	0	0	0	0	209,361	136,563	0	0	435	432	209,796	136,995
3.4 Facilities/Base Support	0	0	0	0	75,214	24,572	0	0	0	0	75,214	24,572
3.5.1 Organization Level Maintenance	0	0	0	0	69,207	55,907	0	0	0	0	69,207	55,907
3.5.2 Intermediate Level Maintenance	0	0	0	0	32,388	27,057	0	0	0	0	32,388	27,057

COST OF WAR
Operation and Maintenance (O&M) Summary Execution by Operation, Component, Appropriation and Cost Breakdown Structure (CBS)
Fiscal Year 2007 - 2016
(Amounts in Thousands)
As of September 30, 2016

Component and Appropriation	Operation New Dawn (OND) / Post-OND Iraq Activities		Operation Enduring Freedom		Operation Freedom's Sentinel		Operation Noble Eagle		Operation Inherent Resolve		Summary	
	Obligations Year to Date	Disbursements Year to Date	Obligations Year to Date	Disbursements Year to Date	Obligations Year to Date	Disbursements Year to Date	Obligations Year to Date	Disbursements Year to Date	Obligations Year to Date	Disbursements Year to Date	Obligations Year to Date	Disbursements Year to Date
3.5.3 Depot Level Maintenance	0	0	0	0	2,269,955	1,587,363	0	0	0	0	2,269,955	1,587,363
3.5.4 Contractor Logistics Support	0	0	0	0	13,251	9,118	0	0	0	0	13,251	9,118
3.6 (C4I)	0	0	0	0	63,738	41,405	0	0	0	0	63,738	41,405
3.7 Other Services and Miscellaneous Contracts	0	0	0	1	227,613	100,849	0	0	212,912	38,031	440,525	138,881
3.0 Operating Support Sub-Total	0	0	0	1	3,921,591	2,772,765	0	0	452,537	277,653	4,374,128	3,050,419
4.1 Airlift	0	0	0	0	211,031	176,672	0	0	3,243	2,283	214,274	178,955
4.2 Sealift	0	0	0	0	236,165	218,375	0	0	0	0	236,165	218,375
4.4 Port Handling/Inland Transportation	0	0	0	0	2,382	45	0	0	0	0	2,382	45
4.5 Other Transportation	0	0	0	0	6,482	3,203	0	0	0	0	6,482	3,203
4.6 Second Destination Transportation	0	0	0	0	2,228	1,478	0	0	0	0	2,228	1,478
4.0 Transportation Sub-Total	0	0	0	0	458,288	399,773	0	0	3,243	2,283	461,531	402,056
Navy Reserve Total	0	0	0	0	31,406	22,127	0	0	0	0	31,406	22,127
Operation and Maintenance, Navy Reserve												
2.2 Clothing and Other Personnel Equipment & Supplies	0	0	0	0	675	129	0	0	0	0	675	129
2.3 Medical Support/Health Services	0	0	0	0	433	433	0	0	0	0	433	433
2.4 Reserve Component Activation/Deactivation	0	0	0	0	1,886	1,007	0	0	0	0	1,886	1,007
2.0 Personnel Support Sub-Total	0	0	0	0	2,994	1,569	0	0	0	0	2,994	1,569
3.2 Operations (OPTEMPO) (Fuel, Other POL, Parts)	0	0	0	0	3,758	3,758	0	0	0	0	3,758	3,758
3.5.2 Intermediate Level Maintenance	0	0	0	0	12	6	0	0	0	0	12	6
3.5.3 Depot Level Maintenance	0	0	0	0	20,300	16,595	0	0	0	0	20,300	16,595
3.5.4 Contractor Logistics Support	0	0	0	0	3,596	0	0	0	0	0	3,596	0
3.7 Other Services and Miscellaneous Contracts	0	0	0	0	746	199	0	0	0	0	746	199
3.0 Operating Support Sub-Total	0	0	0	0	28,412	20,558	0	0	0	0	28,412	20,558
Marine Corps Total	7,620	79,565	-1,059,580	-190,974	1,440,939	953,761	0	0	10,311	7,129	399,290	849,481
Marine Corps Active Total	7,620	79,565	-1,053,476	-190,088	1,433,624	946,729	0	0	10,311	7,129	398,079	843,335
Operation and Maintenance, Marine Corps												
1.1.2 Imminent Danger or Hostile Fire Pay	0	0	7	7	0	0	0	0	0	0	7	7
1.1.5 Subsistence	0	0	-1,282	-1,276	0	0	0	0	0	0	-1,282	-1,276
1.1.7 Other Military Personnel (Special Pay)	0	0	-1,274	-1,010	1,405	1,484	0	0	0	0	131	474
1.2.1 Civilian Premium Pay	1,534	1,660	168,974	167,025	1,535	1,540	0	0	0	0	172,043	170,225
1.2.2 Civilian Temporary Hires	0	0	-2,462	-2,937	4,424	4,897	0	0	0	0	1,962	1,960
1.2.3 MRAP Vehicles	0	0	0	-1	0	1	0	0	0	0	0	0
1.0 Personnel Sub-Total	1,534	1,660	163,963	161,808	7,364	7,922	0	0	0	0	172,861	171,390

COST OF WAR
Operation and Maintenance (O&M) Summary Execution by Operation, Component, Appropriation and Cost Breakdown Structure (CBS)
Fiscal Year 2007 - 2016
(Amounts in Thousands)
As of September 30, 2016

Component and Appropriation	Operation New Dawn (OND) / Post-OND Iraq Activities		Operation Enduring Freedom		Operation Freedom's Sentinel		Operation Noble Eagle		Operation Inherent Resolve		Summary	
	Obligations Year to Date	Disbursements Year to Date	Obligations Year to Date	Disbursements Year to Date	Obligations Year to Date	Disbursements Year to Date	Obligations Year to Date	Disbursements Year to Date	Obligations Year to Date	Disbursements Year to Date	Obligations Year to Date	Disbursements Year to Date
2.1 Temporary Duty (TDY)/Additional Duty (TAD)	36	98	-23,141	-20,572	47,663	38,393	0	0	2,788	2,589	27,346	20,508
2.2 Clothing and Other Personnel Equipment & Supplies	0	0	-51,593	-11,042	80,713	72,290	0	0	68	68	29,188	61,316
2.2.1 Organizational Clothing	0	0	-262	-250	259	256	0	0	0	0	-3	6
2.3 Medical Support/Health Services	0	0	-1,598	-977	2,904	2,579	0	0	0	0	1,306	1,602
2.4 Reserve Component Activation/Deactivation	3	3	-5,862	-3,711	4,632	4,723	0	0	243	221	-984	1,236
2.5 Other Personnel Support	0	0	-3,600	-1,663	15,196	13,627	0	0	0	0	11,596	11,964
2.0 Personnel Support Sub-Total	39	101	-86,056	-38,215	151,367	131,868	0	0	3,099	2,878	68,449	96,632
3.1 Training	0	0	-223,290	-165,623	70,237	42,134	0	0	115	97	-152,938	-123,392
3.2 Operations (OPTEMPO) (Fuel, Other POL, Parts)	0	0	-21,033	8,396	46,279	36,941	0	0	1,026	996	26,272	46,333
3.2.1 MRAP Vehicles Operation	0	0	-152	2,159	1,351	138	0	0	0	0	1,199	2,297
3.3 Other Supplies & Equipment	0	0	-48,721	-20,236	26,467	20,050	0	0	732	687	-21,522	501
3.4 Facilities/Base Support	0	0	-28,633	-27,234	47,958	39,283	0	0	0	0	19,325	12,049
3.4.1 MRAP Vehicles Facilities and Base Support	0	0	0	3,790	0	-5,306	0	0	0	0	0	-1,516
3.5.1 Organization Level Maintenance	0	0	-30,751	-8,753	42,043	28,458	0	0	0	0	11,292	19,705
3.5.2 Intermediate Level Maintenance	0	0	76,043	51,975	211,291	103,148	0	0	0	0	287,334	155,123
3.5.3 Depot Level Maintenance	6,334	78,259	-298,753	40,424	288,252	155,574	0	0	0	0	-4,167	274,257
3.5.4 Contractor Logistics Support	0	0	-35,628	3,671	57,587	25,222	0	0	0	0	21,959	28,893
3.5.6 MRAP Vehicles Equipment Maintenance	0	0	-21,379	-5,450	21,766	14,917	0	0	0	0	387	9,467
3.6 (C4)	-33	-30	-34,734	1,319	19,221	16,029	0	0	-34	1	-15,580	17,319
3.7 Other Services and Miscellaneous Contracts	-284	-230	-234,289	-32,521	367,959	263,844	0	0	5,373	2,466	138,759	233,559
3.0 Operating Support Sub-Total	6,017	77,999	-901,320	-148,083	1,200,411	740,432	0	0	7,212	4,247	312,320	674,595
4.1 Airlift	0	0	-500	-500	849	849	0	0	0	0	349	349
4.2 Sealift	0	0	-431	-431	431	1,536	0	0	0	0	0	1,105
4.4 Port Handling/Inland Transportation	0	0	-227	-113	171	119	0	0	0	0	-56	6
4.5 Other Transportation	30	30	22,249	22,813	29,211	27,072	0	0	4	4	51,490	49,919
4.6 Second Destination Transportation	0	-225	-230,059	-167,258	43,815	36,931	0	0	0	0	-186,244	-130,552
4.8 Retrograde of Personnel and Equipment	0	0	-21,095	-20,109	5	0	0	0	0	0	-21,090	-20,109
4.0 Transportation Sub-Total	30	-195	-230,063	-165,598	74,482	66,507	0	0	0	4	-155,551	-99,282
Marine Corps Reserve Total	0	0	-6,104	-886	7,315	7,032	0	0	0	0	1,211	6,146
Operation and Maintenance, USMC Reserve												
2.1 Temporary Duty (TDY)/Additional Duty (TAD)	0	0	-1,758	-1,800	2,315	2,638	0	0	0	0	557	838
2.2 Clothing and Other Personnel Equipment & Supplies	0	0	-274	-13	286	233	0	0	0	0	12	220
2.4 Reserve Component Activation/Deactivation	0	0	-62	-62	346	324	0	0	0	0	284	262

COST OF WAR
Operation and Maintenance (O&M) Summary Execution by Operation, Component, Appropriation and Cost Breakdown Structure (CBS)
Fiscal Year 2007 - 2016
(Amounts in Thousands)
As of September 30, 2016

Component and Appropriation	Operation New Dawn (OND) / Post-OND Iraq Activities		Operation Enduring Freedom		Operation Freedom's Sentinel		Operation Noble Eagle		Operation Inherent Resolve		Summary	
	Obligations Year to Date	Disbursements Year to Date	Obligations Year to Date	Disbursements Year to Date	Obligations Year to Date	Disbursements Year to Date	Obligations Year to Date	Disbursements Year to Date	Obligations Year to Date	Disbursements Year to Date	Obligations Year to Date	Disbursements Year to Date
2.0 Personnel Support Sub-Total	0	0	-2,094	-1,875	2,947	3,195	0	0	0	0	853	1,320
3.2 Operations (OPTEMPO) (Fuel, Other POL, Parts)	0	0	-1,082	-576	3,519	3,470	0	0	0	0	2,437	2,894
3.6 (C4I)	0	0	-388	0	584	146	0	0	0	0	196	146
3.7 Other Services and Miscellaneous Contracts	0	0	-430	1,565	265	221	0	0	0	0	-165	1,786
3.0 Operating Support Sub-Total	0	0	-1,900	989	4,368	3,837	0	0	0	0	2,468	4,826
4.5 Other Transportation	0	0	-2,110	0	0	0	0	0	0	0	-2,110	0
4.0 Transportation Sub-Total	0	0	-2,110	0	0	0	0	0	0	0	-2,110	0
Air Force Total	1,156,802	1,235,248	-3,669,502	-521,399	8,098,439	5,867,247	-44,165	-45,286	1,984,894	1,716,404	7,526,468	8,252,214
Air Force Active Total	1,156,803	1,235,248	-3,696,304	-548,893	7,955,870	5,759,752	-44,165	-45,286	1,984,894	1,716,404	7,357,098	8,117,225
Operation and Maintenance, Air Force												
1.1.6 Reserve Components Predeployment Training	0	0	0	0	0	0	120	120	0	0	120	120
1.2.2 Civilian Temporary Hires	4,590	4,593	-13,452	-13,281	65,930	64,858	924	924	250	225	58,242	57,319
1.0 Personnel Sub-Total	4,590	4,593	-13,452	-13,281	65,930	64,858	1,044	1,044	250	225	58,362	57,439
2.1 Temporary Duty (TDY)/Additional Duty (TAD)	15,135	15,126	-98,511	-36,353	294,615	222,441	3,384	2,280	15,216	14,036	229,839	217,530
2.2 Clothing and Other Personnel Equipment & Supplies	21	21	-134	171	2,335	2,326	0	0	61	61	2,283	2,579
2.3 Medical Support/Health Services	-7,767	-8,997	-2,140	6,790	57,906	25,404	351	283	2,684	1,048	51,034	24,528
2.5 Other Personnel Support	34,956	33,132	-10,207	4,294	61,455	37,503	0	0	1,794	407	87,998	75,336
2.0 Personnel Support Sub-Total	42,345	39,282	-110,992	-25,098	416,311	287,674	3,735	2,563	19,755	15,552	371,154	319,973
3.1 Training	127	127	-5,369	4,298	38,877	26,050	0	0	4,315	2,822	37,950	33,297
3.2 Operations (OPTEMPO) (Fuel, Other POL, Parts)	22,450	16,638	-199,594	-201,347	612,000	611,277	-48,938	-48,938	1,270,370	1,270,459	1,656,288	1,648,089
3.3 Other Supplies & Equipment	-77,061	-17,772	-32,846	201,702	616,311	395,053	-19	22	102,082	71,812	608,467	650,817
3.4 Facilities/Base Support	-30,008	-28,398	-119,075	-18,015	254,415	151,478	-3	7	47,846	18,456	153,175	123,528
3.5.3 Depot Level Maintenance	1,570,767	1,559,471	4,508,235	4,507,308	2,194,346	1,380,843	0	0	0	0	8,273,348	7,447,622
3.5.4 Contractor Logistics Support	-119,392	-100,575	-7,094,009	-5,330,012	-228,505	-216,087	0	0	0	0	-7,441,906	-5,646,674
3.6 (C4I)	26,782	32,542	-290,419	33,654	984,637	661,348	0	0	50,854	26,656	771,854	754,200
3.7 Other Services and Miscellaneous Contracts	-278,335	-268,176	118,204	477,626	1,443,429	1,112,658	0	0	288,323	90,197	1,571,621	1,412,305
3.0 Operating Support Sub-Total	1,115,330	1,193,857	-3,114,873	-324,786	5,915,510	4,122,620	-48,960	-48,909	1,763,790	1,480,402	5,630,797	6,423,184
4.1 Airlift	-5,034	-3,799	-375,752	-206,726	1,326,146	1,167,717	0	0	182,648	200,983	1,128,008	1,158,175
4.2 Sealift	183	183	-105	-90	310	97	0	0	0	0	388	190
4.5 Other Transportation	-611	1,132	-81,521	20,716	226,872	112,560	16	16	6,537	4,784	151,293	139,208
4.8 Retrograde of Personnel and Equipment	0	0	391	372	4,791	4,226	0	0	686	6	5,868	4,604
4.0 Transportation Sub-Total	-5,462	-2,484	-456,987	-185,728	1,558,119	1,284,600	16	16	189,871	205,773	1,285,557	1,302,177
7.6.1 Trainee Equip/Support	0	0	0	0	0	0	0	0	4,500	3,234	4,500	3,234

COST OF WAR
Operation and Maintenance (O&M) Summary Execution by Operation, Component, Appropriation and Cost Breakdown Structure (CBS)
Fiscal Year 2007 - 2016
(Amounts in Thousands)
As of September 30, 2016

Component and Appropriation	Operation New Dawn (OND) / Post-OND Iraq Activities		Operation Enduring Freedom		Operation Freedom's Sentinel		Operation Noble Eagle		Operation Inherent Resolve		Summary	
	Obligations Year to Date	Disbursements Year to Date	Obligations Year to Date	Disbursements Year to Date	Obligations Year to Date	Disbursements Year to Date	Obligations Year to Date	Disbursements Year to Date	Obligations Year to Date	Disbursements Year to Date	Obligations Year to Date	Disbursements Year to Date
7.6.2 U.S. Trainer/Enabler	0	0	0	0	0	0	0	0	6,728	11,218	6,728	11,218
7.0 Other Support Sub-Total	0	0	0	0	0	0	0	0	11,228	14,452	11,228	14,452
Air Force Reserve Total	-1	0	25,727	25,265	130,715	101,751	0	0	0	0	156,441	127,016
Operation and Maintenance, Air Force Reserve												
2.1 Temporary Duty (TDY)/Additional Duty (TAD)	0	0	2,298	2,265	6,783	5,087	0	0	0	0	9,081	7,352
2.0 Personnel Support Sub-Total	0	0	2,298	2,265	6,783	5,087	0	0	0	0	9,081	7,352
3.2 Operations (OPTEMPO) (Fuel, Other POL, Parts)	0	0	53	53	0	0	0	0	0	0	53	53
3.3 Other Supplies & Equipment	-1	0	106	105	451	343	0	0	0	0	556	448
3.4 Facilities/Base Support	0	0	1,913	1,894	4,269	2,504	0	0	0	0	6,182	4,398
3.5.3 Depot Level Maintenance	0	0	10,074	10,074	16,817	16,817	0	0	0	0	26,891	26,891
3.5.4 Contractor Logistics Support	0	0	11,283	10,874	102,395	77,000	0	0	0	0	113,678	87,874
3.0 Operating Support Sub-Total	-1	0	23,429	23,000	123,932	96,664	0	0	0	0	147,360	119,664
Air Force National Guard Total	0	0	1,075	2,229	11,854	5,744	0	0	0	0	12,929	7,973
Operation and Maintenance, Air Natl Guard												
2.1 Temporary Duty (TDY)/Additional Duty (TAD)	0	0	94	126	899	814	0	0	0	0	993	940
2.0 Personnel Support Sub-Total	0	0	94	126	899	814	0	0	0	0	993	940
3.3 Other Supplies & Equipment	0	0	244	208	3,370	2,427	0	0	0	0	3,614	2,635
3.4 Facilities/Base Support	0	0	87	853	-465	-202	0	0	0	0	-378	651
3.6 (C4I)	0	0	3	1	-495	-372	0	0	0	0	-492	-371
3.7 Other Services and Miscellaneous Contracts	0	0	647	1,041	8,545	3,077	0	0	0	0	9,192	4,118
3.0 Operating Support Sub-Total	0	0	981	2,103	10,955	4,930	0	0	0	0	11,936	7,033
Defense Health Program Total	-2,906	-570	-29,997	-9,214	326,072	340,282	-94	0	0	0	293,075	330,498
Defense Health Program, Defense												
2.3 Medical Support/Health Services	-2,906	-570	-29,997	-9,214	326,072	340,282	-94	0	0	0	293,075	330,498
2.0 Personnel Support Sub-Total	-2,906	-570	-29,997	-9,214	326,072	340,282	-94	0	0	0	293,075	330,498
DODIG Total	-6	-5	4,490	4,464	723	909	0	0	13,234	12,491	18,441	17,859
Office of the Inspector General, Defense												
1.2.1 Civilian Premium Pay	0	0	2,978	2,986	1,961	1,959	0	0	1,371	1,282	6,310	6,227
1.2.2 Civilian Temporary Hires	0	0	916	910	160	154	0	0	9,674	9,375	10,750	10,439
1.0 Personnel Sub-Total	0	0	3,894	3,896	2,121	2,113	0	0	11,045	10,657	17,060	16,666
2.1 Temporary Duty (TDY)/Additional Duty (TAD)	-4	-5	356	351	-1,650	-1,290	0	0	919	812	-379	-132
2.2 Clothing and Other Personnel Equipment & Supplies	0	0	8	13	0	0	0	0	32	16	40	29
2.0 Personnel Support Sub-Total	-4	-5	364	364	-1,650	-1,290	0	0	951	828	-339	-103

COST OF WAR
Operation and Maintenance (O&M) Summary Execution by Operation, Component, Appropriation and Cost Breakdown Structure (CBS)
Fiscal Year 2007 - 2016
(Amounts in Thousands)
As of September 30, 2016

Component and Appropriation	Operation New Dawn (OND) / Post-OND Iraq Activities		Operation Enduring Freedom		Operation Freedom's Sentinel		Operation Noble Eagle		Operation Inherent Resolve		Summary	
	Obligations Year to Date	Disbursements Year to Date	Obligations Year to Date	Disbursements Year to Date	Obligations Year to Date	Disbursements Year to Date	Obligations Year to Date	Disbursements Year to Date	Obligations Year to Date	Disbursements Year to Date	Obligations Year to Date	Disbursements Year to Date
3.1 Training	-1	0	-83	11	0	0	0	0	12	9	-72	20
3.3 Other Supplies & Equipment	0	0	1	1	-3	0	0	0	5	4	3	5
3.6 (C4I)	0	0	50	62	14	4	0	0	64	11	128	77
3.7 Other Services and Miscellaneous Contracts	-1	0	251	113	241	82	0	0	1,131	966	1,622	1,161
3.0 Operating Support Sub-Total	-2	0	219	187	252	86	0	0	1,212	990	1,681	1,263
4.5 Other Transportation	0	0	13	17	0	0	0	0	26	16	39	33
4.0 Transportation Sub-Total	0	0	13	17	0	0	0	0	26	16	39	33
Defense Agency Total	-1,490	27,875	-186,692	702,665	3,406,616	1,913,642	161	-1,369	802,147	366,701	4,020,742	3,009,514
Operation and Maintenance, Defense-Wide												
1.2.1 Civilian Premium Pay	820	834	-17,099	-6,550	94,107	71,250	0	0	60	60	77,888	65,594
1.2.2 Civilian Temporary Hires	2,312	4,276	-2,106	-1,117	15,178	13,243	0	0	0	0	15,384	16,402
1.0 Personnel Sub-Total	3,132	5,110	-19,205	-7,667	109,285	84,493	0	0	60	60	93,272	81,996
2.1 Temporary Duty (TDY)/Additional Duty (TAD)	12	115	-6,231	9,016	137,786	115,233	0	0	20,416	17,510	151,983	141,874
2.2 Clothing and Other Personnel Equipment & Supplies	0	0	-18	185	4,234	1,359	0	0	1,044	670	5,260	2,214
2.3 Medical Support/Health Services	1	1	-356	912	4,696	3,371	0	0	89	76	4,430	4,360
2.5 Other Personnel Support	-1,814	4,909	-396	43,277	72,995	70,087	0	0	0	0	70,785	118,273
2.0 Personnel Support Sub-Total	-1,801	5,025	-7,001	53,390	219,711	190,050	0	0	21,549	18,256	232,458	266,721
3.1 Training	-5	-5	-934	13,182	29,576	15,144	0	0	2,117	1,207	30,754	29,528
3.2 Operations (OPTEMPO) (Fuel, Other POL, Parts)	0	18	1,155	10,163	147,148	99,911	0	0	103,775	56,688	252,078	166,780
3.3 Other Supplies & Equipment	-24	52	-4,560	62,646	150,510	66,312	0	0	56,143	31,864	202,069	160,874
3.4 Facilities/Base Support	0	0	-466	3,100	3,369	1,611	0	0	21	21	2,924	4,732
3.5.1 Organization Level Maintenance	0	0	-103	14,693	119	118	0	0	0	0	16	14,811
3.5.2 Intermediate Level Maintenance	0	0	0	0	2,548	1,718	0	0	90	74	2,638	1,792
3.5.3 Depot Level Maintenance	0	0	0	3,506	19,535	2,980	0	0	1,500	0	21,035	6,486
3.5.4 Contractor Logistics Support	-86	3	-583	232,675	336,387	137,173	0	0	21,682	12,108	357,400	381,959
3.5.6 MRAP Vehicles Equipment Maintenance	0	0	0	0	46,011	37,276	0	0	13,411	0	59,422	37,276
3.6 (C4I)	-2,152	16,627	-19,915	99,713	395,907	143,226	161	-1,369	76,412	45,743	450,413	303,940
3.7 Other Services and Miscellaneous Contracts	-554	1,045	-137,668	149,065	1,278,359	535,988	0	0	198,416	87,076	1,338,553	773,174
3.0 Operating Support Sub-Total	-2,821	17,740	-163,074	588,743	2,409,469	1,041,457	161	-1,369	473,567	234,781	2,717,302	1,881,352
4.1 Airlift	0	0	-1,107	58,491	218,666	153,974	0	0	83,360	67,072	300,919	279,537
4.2 Sealift	0	0	-500	3,637	1,200	828	0	0	0	0	700	4,465
4.4 Port Handling/Inland Transportation	0	0	248	145	4,309	3,538	0	0	1	0	4,558	3,683
4.5 Other Transportation	0	0	86	320	46,905	42,979	0	0	639	269	47,630	43,568

COST OF WAR
Operation and Maintenance (O&M) Summary Execution by Operation, Component, Appropriation and Cost Breakdown Structure (CBS)
Fiscal Year 2007 - 2016
(Amounts in Thousands)
As of September 30, 2016

Component and Appropriation	Operation New Dawn (OND) / Post-OND Iraq Activities		Operation Enduring Freedom		Operation Freedom's Sentinel		Operation Noble Eagle		Operation Inherent Resolve		Summary	
	Obligations Year to Date	Disbursements Year to Date	Obligations Year to Date	Disbursements Year to Date	Obligations Year to Date	Disbursements Year to Date	Obligations Year to Date	Disbursements Year to Date	Obligations Year to Date	Disbursements Year to Date	Obligations Year to Date	Disbursements Year to Date
4.6 Second Destination Transportation	0	0	0	11	190	93	0	0	0	0	190	104
4.0 Transportation Sub-Total	0	0	-1,273	62,604	271,270	201,412	0	0	84,000	67,341	353,997	331,357
7.1.01 Pakistan	0	0	0	0	223,615	223,615	0	0	0	0	223,615	223,615
7.1.12 Jordan (OEF)	0	0	0	0	12,448	12,448	0	0	0	0	12,448	12,448
7.1.26 Coalition support for Mongolia (OEF)	0	0	0	651	651	0	0	0	0	0	651	651
7.1.90 Coalition Readiness Support Program (CRSP)	0	0	2,928	2,928	23,639	23,639	0	0	0	0	26,567	26,567
7.2.1 Transportation Support	0	0	933	933	24,000	24,000	0	0	0	0	24,933	24,933
7.2.2 Logistic Support	0	0	0	1,083	112,528	112,528	0	0	0	0	112,528	113,611
7.6.1 Trainee Equip/Support	0	0	0	0	0	0	0	0	207,399	20,428	207,399	20,428
7.6.2 U.S. Trainer/Enabler	0	0	0	0	0	0	0	0	15,572	25,835	15,572	25,835
7.0 Other Support Sub-Total	0	0	3,861	5,595	396,881	396,230	0	0	222,971	46,263	623,713	448,088

COST OF WAR
Operation and Maintenance (O&M) Summary Execution by Operation and Cost Breakdown Structure (CBS)
Beginning Fiscal Year - 2016
(Amounts in Thousands)
As of September 30, 2016

CBS Summary	Operation New Dawn (OND) / Post-OND Iraq Activities		Operation Enduring Freedom		Operation Freedom's Sentinel		Operation Noble Eagle		Operation Inherent Resolve		Summary	
	Obligations Year to Date	Disbursements Year to Date	Obligations Year to Date	Disbursements Year to Date	Obligations Year to Date	Disbursements Year to Date	Obligations Year to Date	Disbursements Year to Date	Obligations Year to Date	Disbursements Year to Date	Obligations Year to Date	Disbursements Year to Date
O&M CBS Summary Total	104,485	66,545	0	0	29,769,029	17,470,123	55,998	31,016	4,994,092	3,240,831	34,923,604	20,808,515
1.0 Personnel Costs	6,421	6,903	0	0	326,431	279,718	1,521	1,257	14,263	13,430	348,636	301,308
2.0 Personnel Support Costs	30,774	15,996	0	0	1,508,007	1,062,508	7,806	7,248	56,226	45,966	1,602,813	1,131,718
3.0 Operating Support Costs	66,480	43,519	0	0	21,610,551	10,721,772	45,464	21,547	3,956,648	2,531,253	25,679,143	13,318,091
4.0 Transportation Costs	810	127	0	0	3,495,950	2,666,402	1,207	964	263,041	212,923	3,761,008	2,880,416
7.0 Other Support Costs	0	0	0	0	2,828,090	2,739,723	0	0	703,914	437,259	3,532,004	3,176,982
1.2.1 Civilian Premium Pay	31	31	0	0	255,737	212,892	600	336	4,851	4,343	261,219	217,602
1.2.2 Civilian Temporary Hires	6,390	6,872	0	0	70,694	66,826	921	921	9,412	9,087	87,417	83,706
1.0 Personnel Sub-Total	6,421	6,903	0	0	326,431	279,718	1,521	1,257	14,263	13,430	348,636	301,308
2.1 Temporary Duty (TDY)/Additional Duty (TAD)	1,172	1,137	0	0	664,889	501,272	7,618	7,112	44,040	38,192	717,719	547,713
2.2 Clothing and Other Personnel Equipment & Supplies	0	0	0	0	198,374	77,070	0	0	2,372	1,978	200,746	79,048
2.3 Medical Support/Health Services	553	497	0	0	422,472	341,853	188	136	7,797	5,247	431,010	347,733
2.4 Reserve Component Activation/Deactivation	0	0	0	0	9,411	6,747	0	0	0	0	9,411	6,747
2.5 Other Personnel Support	29,049	14,362	0	0	200,405	130,839	0	0	2,017	549	231,471	145,750
2.6 Rest & Recreation	0	0	0	0	12,181	4,523	0	0	0	0	12,181	4,523
2.7 Body Armor	0	0	0	0	275	204	0	0	0	0	275	204
2.0 Personnel Support Sub-Total	30,774	15,996	0	0	1,508,007	1,062,508	7,806	7,248	56,226	45,966	1,602,813	1,131,718
3.1 Training	0	0	0	0	261,853	117,794	4,013	0	6,115	3,689	271,981	121,483
3.2 Operations (OPTEMPO) (Fuel, Other POL, Parts)	659	379	0	0	2,558,389	2,170,707	7,105	6,940	1,883,190	1,743,838	4,449,343	3,921,864
3.2.1 MRAP Vehicles Operation	0	0	0	0	85,980	37,761	0	0	0	0	85,980	37,761
3.3 Other Supplies & Equipment	1,772	1,221	0	0	1,464,437	678,753	403	269	312,545	150,046	1,779,157	830,289
3.4 Facilities/Base Support	330	330	0	0	1,293,349	316,703	4,825	2,249	62,423	18,958	1,360,927	338,240
3.5.1 Organization Level Maintenance	0	0	0	0	235,185	145,134	0	0	0	0	235,185	145,134
3.5.2 Intermediate Level Maintenance	0	0	0	0	548,635	317,678	0	0	90	74	548,725	317,752
3.5.3 Depot Level Maintenance	19,659	5,280	0	0	5,290,461	3,064,179	0	0	4,654	2,021	5,314,774	3,071,480
3.5.4 Contractor Logistics Support	389	30	0	0	1,273,566	553,409	15,208	3,732	162,678	66,526	1,451,841	623,697
3.5.6 MRAP Vehicles Equipment Maintenance	0	0	0	0	154,041	57,969	0	0	13,411	0	167,452	57,969
3.6 (C4I)	34,746	32,934	0	0	3,473,099	1,357,452	1,087	520	413,159	121,876	3,922,091	1,512,782
3.7 Other Services and Miscellaneous Contracts	8,925	3,345	0	0	4,968,899	1,904,233	12,823	7,837	1,098,383	424,225	6,089,030	2,339,640
3.9 Psychological Operations (Information Operations)	0	0	0	0	2,657	0	0	0	0	0	2,657	0
3.0 Operating Support Sub-Total	66,480	43,519	0	0	21,610,551	10,721,772	45,464	21,547	3,956,648	2,531,253	25,679,143	13,318,091
4.1 Airlift	800	127	0	0	1,932,593	1,591,822	0	0	253,808	207,708	2,187,201	1,799,657

COST OF WAR
Operation and Maintenance (O&M) Summary Execution by Operation and Cost Breakdown Structure (CBS)
Beginning Fiscal Year - 2016
(Amounts in Thousands)
As of September 30, 2016

	Operation New Dawn (OND) / Post-OND Iraq Activities		Operation Enduring Freedom		Operation Freedom's Sentinel		Operation Noble Eagle		Operation Inherent Resolve		Summary	
	Obligations Year to Date	Disbursements Year to Date	Obligations Year to Date	Disbursements Year to Date	Obligations Year to Date	Disbursements Year to Date	Obligations Year to Date	Disbursements Year to Date	Obligations Year to Date	Disbursements Year to Date	Obligations Year to Date	Disbursements Year to Date
CBS Summary												
4.2 Sealift	0	0	0	0	312,870	292,148	0	0	0	0	312,870	292,148
4.4 Port Handling/Inland Transportation	0	0	0	0	200,046	133,542	1,207	964	814	791	202,067	135,297
4.5 Other Transportation	10	0	0	0	254,571	172,277	0	0	7,721	4,406	262,302	176,683
4.6 Second Destination Transportation	0	0	0	0	792,250	473,500	0	0	13	13	792,263	473,513
4.8 Retrograde of Personnel and Equipment	0	0	0	0	3,620	3,113	0	0	685	5	4,305	3,118
4.0 Transportation Sub-Total	810	127	0	0	3,495,950	2,666,402	1,207	964	263,041	212,923	3,761,008	2,880,416
7.1.12 Jordan (OEF)	0	0	0	0	12,448	12,448	0	0	0	0	12,448	12,448
7.1.90 Coalition Readiness Support Program (CRSP)	0	0	0	0	10,350	10,350	0	0	0	0	10,350	10,350
7.2.1 Transportation Support	0	0	0	0	24,000	24,000	0	0	0	0	24,000	24,000
7.2.2 Logistic Support	0	0	0	0	112,528	112,528	0	0	0	0	112,528	112,528
7.3.02 Defense Forces Sustainment	0	0	0	0	1,430,571	1,351,299	0	0	0	0	1,430,571	1,351,299
7.3.03 Defense Forces Infrastructure	0	0	0	0	60	0	0	0	0	0	60	0
7.3.04 Defense Forces Equipment and Transportation	0	0	0	0	305,370	305,189	0	0	0	0	305,370	305,189
7.3.05 Defense Forces Training and Operations	0	0	0	0	164,325	164,325	0	0	0	0	164,325	164,325
7.3.07 Interior Forces Sustainment	0	0	0	0	577,915	499,434	0	0	0	0	577,915	499,434
7.3.08 Interior Forces Infrastructure	0	0	0	0	517	0	0	0	0	0	517	0
7.3.09 Interior Forces Equipment	0	0	0	0	165,185	164,653	0	0	0	0	165,185	164,653
7.3.10 Interior Forces Training and Operations	0	0	0	0	21,694	19,540	0	0	0	0	21,694	19,540
7.3.20 Other	0	0	0	0	0	74,648	0	0	0	0	0	74,648
7.4.1 Afghanistan (CERP)	0	0	0	0	3,127	1,309	0	0	0	0	3,127	1,309
7.6.1 Trainee Equip/Support	0	0	0	0	0	0	0	0	265,177	26,325	265,177	26,325
7.6.2 U.S. Trainer/Enabler	0	0	0	0	0	0	0	0	58,846	34,022	58,846	34,022
7.7.1 Defense Forces	0	0	0	0	0	0	0	0	379,891	376,912	379,891	376,912
7.0 Other Support Sub-Total	0	0	0	0	2,828,090	2,739,723	0	0	703,914	437,259	3,532,004	3,176,982

COST OF WAR
Operation and Maintenance (O&M) Summary Execution by Operation, Component, and Cost Breakdown Structure (CBS)
Beginning Fiscal Year - 2016
(Amounts in Thousands)
As of September 30, 2016

Component	Operation New Dawn (OND) / Post-OND Iraq Activities		Operation Enduring Freedom		Operation Freedom's Sentinel		Operation Noble Eagle		Operation Inherent Resolve		Summary	
	Obligations Year To Date	Disbursements Year To Date	Obligations Year To Date	Disbursements Year To Date	Obligations Year To Date	Disbursements Year To Date	Obligations Year To Date	Disbursements Year To Date	Obligations Year To Date	Disbursements Year To Date	Obligations Year To Date	Disbursements Year To Date
Grand Total	104,485	66,545	0	0	29,769,029	17,470,123	55,998	31,016	4,994,092	3,240,831	34,923,604	20,808,515
Army Total	33,630	33,271	0	0	14,858,750	8,077,317	47,690	22,827	1,707,235	956,309	16,647,305	9,089,724
1.2.1 Civilian Premium Pay	31	31	0	0	108,150	88,097	600	336	3,454	3,035	112,235	91,499
1.2.2 Civilian Temporary Hires	0	0	0	0	995	995	0	0	76	76	1,071	1,071
1.0 Personnel Sub-Total	31	31	0	0	109,145	89,092	600	336	3,530	3,111	113,306	92,570
2.1 Temporary Duty (TDY)/Additional Duty (TAD)	66	66	0	0	169,358	105,633	6,679	6,240	3,492	2,772	179,595	114,711
2.2 Clothing and Other Personnel Equipment & Supplies	0	0	0	0	140,450	48,375	0	0	1,227	1,223	141,677	49,598
2.3 Medical Support/Health Services	0	0	0	0	33,905	28,312	0	0	4,953	4,142	38,858	32,454
2.4 Reserve Component Activation/Deactivation	0	0	0	0	7,230	5,465	0	0	0	0	7,230	5,465
2.5 Other Personnel Support	3	3	0	0	54,431	30,146	0	0	231	229	54,665	30,378
2.6 Rest & Recreation	0	0	0	0	12,181	4,523	0	0	0	0	12,181	4,523
2.0 Personnel Support Sub-Total	69	69	0	0	417,555	222,454	6,679	6,240	9,903	8,366	434,206	237,129
3.1 Training	0	0	0	0	104,290	40,667	4,013	0	188	186	108,491	40,853
3.2 Operations (OPTEMPO) (Fuel, Other POL, Parts)	0	0	0	0	1,030,441	831,170	850	685	142,714	50,390	1,174,005	882,245
3.2.1 MRAP Vehicles Operation	0	0	0	0	84,777	37,668	0	0	0	0	84,777	37,668
3.3 Other Supplies & Equipment	0	0	0	0	558,075	268,121	401	267	161,233	67,557	719,709	335,945
3.4 Facilities/Base Support	330	330	0	0	977,057	180,584	4,822	2,246	23,692	11,585	1,005,901	194,745
3.5.1 Organization Level Maintenance	0	0	0	0	152,096	80,701	0	0	0	0	152,096	80,701
3.5.2 Intermediate Level Maintenance	0	0	0	0	302,683	186,046	0	0	0	0	302,683	186,046
3.5.3 Depot Level Maintenance	42	42	0	0	1,216,285	453,216	0	0	3,154	2,021	1,219,481	455,279
3.5.4 Contractor Logistics Support	389	30	0	0	844,625	371,066	15,208	3,732	140,996	54,418	1,001,218	429,246
3.5.6 MRAP Vehicles Equipment Maintenance	0	0	0	0	97,639	15,482	0	0	0	0	97,639	15,482
3.6 (C4I)	32,715	32,715	0	0	2,274,751	842,851	1,087	520	307,683	93,685	2,616,236	969,771
3.7 Other Services and Miscellaneous Contracts	54	54	0	0	2,438,938	790,071	12,823	7,837	444,958	279,786	2,896,773	1,077,748
3.9 Psychological Operations (Information Operations)	0	0	0	0	2,657	0	0	0	0	0	2,657	0
3.0 Operating Support Sub-Total	33,530	33,171	0	0	10,084,314	4,097,643	39,204	15,287	1,224,618	559,628	11,381,666	4,705,729
4.1 Airlift	0	0	0	0	527,541	417,483	0	0	0	0	527,541	417,483
4.2 Sealift	0	0	0	0	75,162	72,848	0	0	0	0	75,162	72,848
4.4 Port Handling/Inland Transportation	0	0	0	0	193,355	129,959	1,207	964	813	791	195,375	131,714
4.5 Other Transportation	0	0	0	0	116	16	0	0	7	7	123	23
4.6 Second Destination Transportation	0	0	0	0	782,798	467,425	0	0	13	13	782,811	467,438
4.0 Transportation Sub-Total	0	0	0	0	1,578,972	1,087,731	1,207	964	833	811	1,581,012	1,089,506
7.3.02 Defense Forces Sustainment	0	0	0	0	1,430,571	1,351,299	0	0	0	0	1,430,571	1,351,299

COST OF WAR
Operation and Maintenance (O&M) Summary Execution by Operation, Component, and Cost Breakdown Structure (CBS)
Beginning Fiscal Year - 2016
(Amounts in Thousands)
As of September 30, 2016

Component	Operation New Dawn (OND) / Post-OND Iraq Activities		Operation Enduring Freedom		Operation Freedom's Sentinel		Operation Noble Eagle		Operation Inherent Resolve		Summary	
	Obligations Year To Date	Disbursements Year To Date	Obligations Year To Date	Disbursements Year To Date	Obligations Year To Date	Disbursements Year To Date	Obligations Year To Date	Disbursements Year To Date	Obligations Year To Date	Disbursements Year To Date	Obligations Year To Date	Disbursements Year To Date
7.3.03 Defense Forces Infrastructure	0	0	0	0	60	0	0	0	0	0	60	0
7.3.04 Defense Forces Equipment and Transportation	0	0	0	0	305,370	305,189	0	0	0	0	305,370	305,189
7.3.05 Defense Forces Training and Operations	0	0	0	0	164,325	164,325	0	0	0	0	164,325	164,325
7.3.07 Interior Forces Sustainment	0	0	0	0	577,915	499,434	0	0	0	0	577,915	499,434
7.3.08 Interior Forces Infrastructure	0	0	0	0	517	0	0	0	0	0	517	0
7.3.09 Interior Forces Equipment	0	0	0	0	165,185	164,653	0	0	0	0	165,185	164,653
7.3.10 Interior Forces Training and Operations	0	0	0	0	21,694	19,540	0	0	0	0	21,694	19,540
7.3.20 Other	0	0	0	0	0	74,648	0	0	0	0	0	74,648
7.4.1 Afghanistan (CERP)	0	0	0	0	3,127	1,309	0	0	0	0	3,127	1,309
7.6.1 Trainee Equip/Support	0	0	0	0	0	0	0	0	53,278	2,663	53,278	2,663
7.6.2 U.S. Trainer/Enabler	0	0	0	0	0	0	0	0	35,182	4,818	35,182	4,818
7.7.1 Defense Forces	0	0	0	0	0	0	0	0	379,891	376,912	379,891	376,912
7.0 Other Support Sub-Total	0	0	0	0	2,668,764	2,580,397	0	0	468,351	384,393	3,137,115	2,964,790
Navy/Marine Corps Total	19,698	5,258	0	0	5,225,239	3,682,421	0	0	465,878	287,570	5,710,815	3,975,249
Navy Total	0	0	0	0	4,632,981	3,366,425	0	0	460,460	283,864	5,093,441	3,650,289
1.2.1 Civilian Premium Pay	0	0	0	0	68,836	60,586	0	0	59	59	68,895	60,645
1.2.2 Civilian Temporary Hires	0	0	0	0	560	379	0	0	59	59	619	438
1.0 Personnel Sub-Total	0	0	0	0	69,396	60,965	0	0	118	118	69,514	61,083
2.1 Temporary Duty (TDY)/Additional Duty (TAD)	0	0	0	0	120,471	102,988	0	0	4,562	4,547	125,033	107,535
2.2 Clothing and Other Personnel Equipment & Supplies	0	0	0	0	21,974	2,829	0	0	0	0	21,974	2,829
2.3 Medical Support/Health Services	0	0	0	0	790	469	0	0	0	0	790	469
2.4 Reserve Component Activation/Deactivation	0	0	0	0	1,886	1,007	0	0	0	0	1,886	1,007
2.5 Other Personnel Support	0	0	0	0	9,898	4,867	0	0	0	0	9,898	4,867
2.7 Body Armor	0	0	0	0	275	204	0	0	0	0	275	204
2.0 Personnel Support Sub-Total	0	0	0	0	155,294	112,364	0	0	4,562	4,547	159,856	116,911
3.1 Training	0	0	0	0	72,606	36,084	0	0	0	0	72,606	36,084
3.2 Operations (OPTEMPO) (Fuel, Other POL, Parts)	0	0	0	0	892,016	757,605	0	0	239,190	239,190	1,131,206	996,795
3.3 Other Supplies & Equipment	0	0	0	0	209,361	136,563	0	0	435	432	209,796	136,995
3.4 Facilities/Base Support	0	0	0	0	75,214	24,572	0	0	0	0	75,214	24,572
3.5.1 Organization Level Maintenance	0	0	0	0	69,207	55,907	0	0	0	0	69,207	55,907
3.5.2 Intermediate Level Maintenance	0	0	0	0	32,400	27,063	0	0	0	0	32,400	27,063
3.5.3 Depot Level Maintenance	0	0	0	0	2,290,255	1,603,958	0	0	0	0	2,290,255	1,603,958
3.5.4 Contractor Logistics Support	0	0	0	0	16,847	9,118	0	0	0	0	16,847	9,118

COST OF WAR
Operation and Maintenance (O&M) Summary Execution by Operation, Component, and Cost Breakdown Structure (CBS)
Beginning Fiscal Year - 2016
(Amounts in Thousands)
As of September 30, 2016

Component	Operation New Dawn (OND) / Post-OND Iraq Activities		Operation Enduring Freedom		Operation Freedom's Sentinel		Operation Noble Eagle		Operation Inherent Resolve		Summary	
	Obligations Year To Date	Disbursements Year To Date	Obligations Year To Date	Disbursements Year To Date	Obligations Year To Date	Disbursements Year To Date	Obligations Year To Date	Disbursements Year To Date	Obligations Year To Date	Disbursements Year To Date	Obligations Year To Date	Disbursements Year To Date
3.6 (C4I)	0	0	0	0	63,738	41,405	0	0	0	0	63,738	41,405
3.7 Other Services and Miscellaneous Contracts	0	0	0	0	228,359	101,048	0	0	212,912	37,294	441,271	138,342
3.0 Operating Support Sub-Total	0	0	0	0	3,950,003	2,793,323	0	0	452,537	276,916	4,402,540	3,070,239
4.1 Airlift	0	0	0	0	211,031	176,672	0	0	3,243	2,283	214,274	178,955
4.2 Sealift	0	0	0	0	236,165	218,375	0	0	0	0	236,165	218,375
4.4 Port Handling/Inland Transportation	0	0	0	0	2,382	45	0	0	0	0	2,382	45
4.5 Other Transportation	0	0	0	0	6,482	3,203	0	0	0	0	6,482	3,203
4.6 Second Destination Transportation	0	0	0	0	2,228	1,478	0	0	0	0	2,228	1,478
4.0 Transportation Sub-Total	0	0	0	0	458,288	399,773	0	0	3,243	2,283	461,531	402,056
Marine Corps Total	19,698	5,258	0	0	592,258	315,996	0	0	5,418	3,706	617,374	324,960
1.2.1 Civilian Premium Pay	0	0	0	0	920	922	0	0	0	0	920	922
1.2.2 Civilian Temporary Hires	0	0	0	0	1,927	1,925	0	0	0	0	1,927	1,925
1.0 Personnel Sub-Total	0	0	0	0	2,847	2,847	0	0	0	0	2,847	2,847
2.1 Temporary Duty (TDY)/Additional Duty (TAD)	21	20	0	0	27,439	17,869	0	0	1,823	1,663	29,283	19,552
2.2 Clothing and Other Personnel Equipment & Supplies	0	0	0	0	29,524	22,952	0	0	68	68	29,592	23,020
2.3 Medical Support/Health Services	0	0	0	0	1,620	1,303	0	0	0	0	1,620	1,303
2.4 Reserve Component Activation/Deactivation	0	0	0	0	295	275	0	0	0	0	295	275
2.5 Other Personnel Support	0	0	0	0	9,838	8,783	0	0	0	0	9,838	8,783
2.0 Personnel Support Sub-Total	21	20	0	0	68,716	51,182	0	0	1,891	1,731	70,628	52,933
3.1 Training	0	0	0	0	22,177	5,675	0	0	115	97	22,292	5,772
3.2 Operations (OPTEMPO) (Fuel, Other POL, Parts)	0	0	0	0	19,582	13,733	0	0	978	948	20,560	14,681
3.2.1 MRAP Vehicles Operation	0	0	0	0	1,203	93	0	0	0	0	1,203	93
3.3 Other Supplies & Equipment	0	0	0	0	13,304	1,714	0	0	413	369	13,717	2,083
3.4 Facilities/Base Support	0	0	0	0	27,358	18,808	0	0	0	0	27,358	18,808
3.5.1 Organization Level Maintenance	0	0	0	0	13,763	8,408	0	0	0	0	13,763	8,408
3.5.2 Intermediate Level Maintenance	0	0	0	0	211,004	102,851	0	0	0	0	211,004	102,851
3.5.3 Depot Level Maintenance	19,617	5,238	0	0	0	0	0	0	0	0	19,617	5,238
3.5.4 Contractor Logistics Support	0	0	0	0	24,623	3,778	0	0	0	0	24,623	3,778
3.5.6 MRAP Vehicles Equipment Maintenance	0	0	0	0	10,391	5,211	0	0	0	0	10,391	5,211
3.6 (C4I)	0	0	0	0	552	253	0	0	0	0	552	253
3.7 Other Services and Miscellaneous Contracts	60	0	0	0	148,558	78,527	0	0	2,021	561	150,639	79,088
3.0 Operating Support Sub-Total	19,677	5,238	0	0	492,515	239,051	0	0	3,527	1,975	515,719	246,264
4.5 Other Transportation	0	0	0	0	21,146	18,412	0	0	0	0	21,146	18,412

COST OF WAR
Operation and Maintenance (O&M) Summary Execution by Operation, Component, and Cost Breakdown Structure (CBS)
Beginning Fiscal Year - 2016
(Amounts in Thousands)
As of September 30, 2016

Component	Operation New Dawn (OND) / Post-OND Iraq Activities		Operation Enduring Freedom		Operation Freedom's Sentinel		Operation Noble Eagle		Operation Inherent Resolve		Summary	
	Obligations Year To Date	Disbursements Year To Date	Obligations Year To Date	Disbursements Year To Date	Obligations Year To Date	Disbursements Year To Date	Obligations Year To Date	Disbursements Year To Date	Obligations Year To Date	Disbursements Year To Date	Obligations Year To Date	Disbursements Year To Date
4.6 Second Destination Transportation	0	0	0	0	7,034	4,504	0	0	0	0	7,034	4,504
4.0 Transportation Sub-Total	0	0	0	0	28,180	22,916	0	0	0	0	28,180	22,916
Air Force Total	47,350	23,762	0	0	6,338,209	3,775,560	8,308	8,189	2,007,954	1,659,357	8,401,821	5,466,868
1.2.2 Civilian Temporary Hires	2,737	2,731	0	0	52,974	51,222	921	921	244	219	56,876	55,093
1.0 Personnel Sub-Total	2,737	2,731	0	0	52,974	51,222	921	921	244	219	56,876	55,093
2.1 Temporary Duty (TDY)/Additional Duty (TAD)	1,019	978	0	0	215,186	162,515	939	872	13,002	11,061	230,146	175,426
2.2 Clothing and Other Personnel Equipment & Supplies	0	0	0	0	2,192	1,555	0	0	1	1	2,193	1,556
2.3 Medical Support/Health Services	553	497	0	0	48,864	21,041	188	136	2,755	1,029	52,360	22,703
2.5 Other Personnel Support	29,046	14,359	0	0	53,238	30,623	0	0	1,786	320	84,070	45,302
2.0 Personnel Support Sub-Total	30,618	15,834	0	0	319,480	215,734	1,127	1,008	17,544	12,411	368,769	244,987
3.1 Training	0	0	0	0	33,204	20,224	0	0	3,685	2,192	36,889	22,416
3.2 Operations (OPTEMPO) (Fuel, Other POL, Parts)	659	379	0	0	469,202	468,288	6,255	6,255	1,396,533	1,396,622	1,872,649	1,871,544
3.3 Other Supplies & Equipment	1,772	1,221	0	0	536,589	206,555	2	2	94,316	49,820	632,679	257,598
3.4 Facilities/Base Support	0	0	0	0	210,351	91,128	3	3	38,710	7,352	249,064	98,483
3.5.3 Depot Level Maintenance	0	0	0	0	1,764,386	1,004,025	0	0	0	0	1,764,386	1,004,025
3.5.4 Contractor Logistics Support	0	0	0	0	51,084	32,274	0	0	0	0	51,084	32,274
3.6 (C4I)	2,031	219	0	0	738,137	329,713	0	0	29,726	6,402	769,894	336,334
3.7 Other Services and Miscellaneous Contracts	8,723	3,251	0	0	1,003,562	401,827	0	0	239,665	35,263	1,251,950	440,341
3.0 Operating Support Sub-Total	13,185	5,070	0	0	4,806,515	2,554,034	6,260	6,260	1,802,635	1,497,651	6,628,595	4,063,015
4.1 Airlift	800	127	0	0	975,355	843,693	0	0	167,205	138,353	1,143,360	982,173
4.2 Sealift	0	0	0	0	343	97	0	0	0	0	343	97
4.5 Other Transportation	10	0	0	0	179,922	107,667	0	0	7,049	4,115	186,981	111,782
4.8 Retrograde of Personnel and Equipment	0	0	0	0	3,620	3,113	0	0	685	5	4,305	3,118
4.0 Transportation Sub-Total	810	127	0	0	1,159,240	954,570	0	0	174,939	142,473	1,334,989	1,097,170
7.6.1 Trainee Equip/Support	0	0	0	0	0	0	0	0	4,500	3,234	4,500	3,234
7.6.2 U.S. Trainer/Enabler	0	0	0	0	0	0	0	0	8,092	3,369	8,092	3,369
7.0 Other Support Sub-Total	0	0	0	0	0	0	0	0	12,592	6,603	12,592	6,603
Defense Health Program Total	0	0	0	0	332,603	287,362	0	0	0	0	332,603	287,362
2.3 Medical Support/Health Services	0	0	0	0	332,603	287,362	0	0	0	0	332,603	287,362
2.0 Personnel Support Sub-Total	0	0	0	0	332,603	287,362	0	0	0	0	332,603	287,362
DODIG Total	0	0	0	0	723	909	0	0	11,498	10,785	12,221	11,694
1.2.1 Civilian Premium Pay	0	0	0	0	1,961	1,959	0	0	1,278	1,189	3,239	3,148
1.2.2 Civilian Temporary Hires	0	0	0	0	160	154	0	0	9,033	8,733	9,193	8,887

COST OF WAR
Operation and Maintenance (O&M) Summary Execution by Operation, Component, and Cost Breakdown Structure (CBS)
Beginning Fiscal Year - 2016
(Amounts in Thousands)
As of September 30, 2016

Component	Operation New Dawn (OND) / Post-OND Iraq Activities		Operation Enduring Freedom		Operation Freedom's Sentinel		Operation Noble Eagle		Operation Inherent Resolve		Summary	
	Obligations Year To Date	Disbursements Year To Date	Obligations Year To Date	Disbursements Year To Date	Obligations Year To Date	Disbursements Year To Date	Obligations Year To Date	Disbursements Year To Date	Obligations Year To Date	Disbursements Year To Date	Obligations Year To Date	Disbursements Year To Date
1.0 Personnel Sub-Total	0	0	0	0	2,121	2,113	0	0	10,311	9,922	12,432	12,035
2.1 Temporary Duty (TDY)/Additional Duty (TAD)	0	0	0	0	-1,650	-1,290	0	0	745	639	-905	-651
2.2 Clothing and Other Personnel Equipment & Supplies	0	0	0	0	0	0	0	0	32	16	32	16
2.0 Personnel Support Sub-Total	0	0	0	0	-1,650	-1,290	0	0	777	655	-873	-635
3.1 Training	0	0	0	0	0	0	0	0	10	7	10	7
3.3 Other Supplies & Equipment	0	0	0	0	-3	0	0	0	5	4	2	4
3.6 (C4I)	0	0	0	0	14	4	0	0	64	11	78	15
3.7 Other Services and Miscellaneous Contracts	0	0	0	0	241	82	0	0	305	171	546	253
3.0 Operating Support Sub-Total	0	0	0	0	252	86	0	0	384	193	636	279
4.5 Other Transportation	0	0	0	0	0	0	0	0	26	15	26	15
4.0 Transportation Sub-Total	0	0	0	0	0	0	0	0	26	15	26	15
Defense Agency Total	3,807	4,254	0	0	3,013,505	1,646,554	0	0	801,527	326,810	3,818,839	1,977,618
1.2.1 Civilian Premium Pay	0	0	0	0	75,870	61,328	0	0	60	60	75,930	61,388
1.2.2 Civilian Temporary Hires	3,653	4,141	0	0	14,078	12,151	0	0	0	0	17,731	16,292
1.0 Personnel Sub-Total	3,653	4,141	0	0	89,948	73,479	0	0	60	60	93,661	77,680
2.1 Temporary Duty (TDY)/Additional Duty (TAD)	66	73	0	0	134,085	113,557	0	0	20,416	17,510	154,567	131,140
2.2 Clothing and Other Personnel Equipment & Supplies	0	0	0	0	4,234	1,359	0	0	1,044	670	5,278	2,029
2.3 Medical Support/Health Services	0	0	0	0	4,690	3,366	0	0	89	76	4,779	3,442
2.5 Other Personnel Support	0	0	0	0	73,000	56,420	0	0	0	0	73,000	56,420
2.0 Personnel Support Sub-Total	66	73	0	0	216,009	174,702	0	0	21,549	18,256	237,624	193,031
3.1 Training	0	0	0	0	29,576	15,144	0	0	2,117	1,207	31,693	16,351
3.2 Operations (OPTEMPO) (Fuel, Other POL, Parts)	0	0	0	0	147,148	99,911	0	0	103,775	56,688	250,923	156,599
3.3 Other Supplies & Equipment	0	0	0	0	147,111	65,800	0	0	56,143	31,864	203,254	97,664
3.4 Facilities/Base Support	0	0	0	0	3,369	1,611	0	0	21	21	3,390	1,632
3.5.1 Organization Level Maintenance	0	0	0	0	119	118	0	0	0	0	119	118
3.5.2 Intermediate Level Maintenance	0	0	0	0	2,548	1,718	0	0	90	74	2,638	1,792
3.5.3 Depot Level Maintenance	0	0	0	0	19,535	2,980	0	0	1,500	0	21,035	2,980
3.5.4 Contractor Logistics Support	0	0	0	0	336,387	137,173	0	0	21,682	12,108	358,069	149,281
3.5.6 MRAP Vehicles Equipment Maintenance	0	0	0	0	46,011	37,276	0	0	13,411	0	59,422	37,276
3.6 (C4I)	0	0	0	0	395,907	143,226	0	0	75,686	21,778	471,593	165,004
3.7 Other Services and Miscellaneous Contracts	88	40	0	0	1,149,241	532,678	0	0	198,522	71,150	1,347,851	603,868
3.0 Operating Support Sub-Total	88	40	0	0	2,276,952	1,037,635	0	0	472,947	194,890	2,749,987	1,232,565
4.1 Airlift	0	0	0	0	218,666	153,974	0	0	83,360	67,072	302,026	221,046

COST OF WAR
Operation and Maintenance (O&M) Summary Execution by Operation, Component, and Cost Breakdown Structure (CBS)
Beginning Fiscal Year - 2016
(Amounts in Thousands)
As of September 30, 2016

Component	Operation New Dawn (OND) / Post-OND Iraq Activities		Operation Enduring Freedom		Operation Freedom's Sentinel		Operation Noble Eagle		Operation Inherent Resolve		Summary	
	Obligations Year To Date	Disbursements Year To Date	Obligations Year To Date	Disbursements Year To Date	Obligations Year To Date	Disbursements Year To Date	Obligations Year To Date	Disbursements Year To Date	Obligations Year To Date	Disbursements Year To Date	Obligations Year To Date	Disbursements Year To Date
4.2 Sealift	0	0	0	0	1,200	828	0	0	0	0	1,200	828
4.4 Port Handling/Inland Transportation	0	0	0	0	4,309	3,538	0	0	1	0	4,310	3,538
4.5 Other Transportation	0	0	0	0	46,905	42,979	0	0	639	269	47,544	43,248
4.6 Second Destination Transportation	0	0	0	0	190	93	0	0	0	0	190	93
4.0 Transportation Sub-Total	0	0	0	0	271,270	201,412	0	0	84,000	67,341	355,270	268,753
7.1.12 Jordan (OEF)	0	0	0	0	12,448	12,448	0	0	0	0	12,448	12,448
7.1.90 Coalition Readiness Support Program (CRSP)	0	0	0	0	10,350	10,350	0	0	0	0	10,350	10,350
7.2.1 Transportation Support	0	0	0	0	24,000	24,000	0	0	0	0	24,000	24,000
7.2.2 Logistic Support	0	0	0	0	112,528	112,528	0	0	0	0	112,528	112,528
7.6.1 Trainee Equip/Support	0	0	0	0	0	0	0	0	207,399	20,428	207,399	20,428
7.6.2 U.S. Trainer/Enabler	0	0	0	0	0	0	0	0	15,572	25,835	15,572	25,835
7.0 Other Support Sub-Total	0	0	0	0	159,326	159,326	0	0	222,971	46,263	382,297	205,589

COST OF WAR
Operation and Maintenance (O&M) Summary Execution by Operation, Component, Appropriation and Cost Breakdown Structure (CBS)
Beginning Fiscal Year - 2016
(Amounts in Thousands)
As of September 30, 2016

Component and Appropriation	Operation New Dawn (OND) / Post-OND Iraq Activities		Operation Enduring Freedom		Operation Freedom's Sentinel		Operation Noble Eagle		Operation Inherent Resolve		Summary	
	Obligations Year to Date	Disbursements Year to Date	Obligations Year to Date	Disbursements Year to Date	Obligations Year to Date	Disbursements Year to Date	Obligations Year to Date	Disbursements Year to Date	Obligations Year to Date	Disbursements Year to Date	Obligations Year to Date	Disbursements Year to Date
Grand Total	104,485	66,545	0	0	29,769,029	17,470,123	55,998	31,016	4,994,092	3,240,831	34,923,604	20,808,515
Army Total	33,630	33,271	0	0	14,858,750	8,077,317	47,690	22,827	1,707,235	956,309	16,647,305	9,089,724
Army Active Total	33,630	33,271	0	0	14,782,212	8,029,266	47,690	22,827	1,707,096	956,211	16,570,628	9,041,575
Operation and Maintenance, Army												
1.2.1 Civilian Premium Pay	31	31	0	0	107,471	87,420	600	336	3,454	3,035	111,556	90,822
1.2.2 Civilian Temporary Hires	0	0	0	0	995	995	0	0	76	76	1,071	1,071
1.0 Personnel Sub-Total	31	31	0	0	108,466	88,415	600	336	3,530	3,111	112,627	91,893
2.1 Temporary Duty (TDY)/Additional Duty (TAD)	66	66	0	0	160,291	98,262	6,679	6,240	3,395	2,675	170,431	107,243
2.2 Clothing and Other Personnel Equipment & Supplies	0	0	0	0	140,392	48,346	0	0	1,227	1,223	141,619	49,569
2.3 Medical Support/Health Services	0	0	0	0	33,420	28,055	0	0	4,953	4,142	38,373	32,197
2.5 Other Personnel Support	3	3	0	0	45,608	24,486	0	0	230	228	45,841	24,717
2.6 Rest & Recreation	0	0	0	0	12,181	4,523	0	0	0	0	12,181	4,523
2.0 Personnel Support Sub-Total	69	69	0	0	391,892	203,672	6,679	6,240	9,805	8,268	408,445	218,249
3.1 Training	0	0	0	0	104,275	40,663	4,013	0	188	186	108,476	40,849
3.2 Operations (OPTEMPO) (Fuel, Other POL, Parts)	0	0	0	0	1,016,624	821,135	850	685	142,714	50,390	1,160,188	872,210
3.2.1 MRAP Vehicles Operation	0	0	0	0	84,777	37,668	0	0	0	0	84,777	37,668
3.3 Other Supplies & Equipment	0	0	0	0	550,497	265,482	401	267	161,196	67,557	712,094	333,306
3.4 Facilities/Base Support	330	330	0	0	973,370	179,242	4,822	2,246	23,692	11,585	1,002,214	193,403
3.5.1 Organization Level Maintenance	0	0	0	0	152,096	80,701	0	0	0	0	152,096	80,701
3.5.2 Intermediate Level Maintenance	0	0	0	0	302,683	186,046	0	0	0	0	302,683	186,046
3.5.3 Depot Level Maintenance	42	42	0	0	1,216,280	453,216	0	0	3,154	2,021	1,219,476	455,279
3.5.4 Contractor Logistics Support	389	30	0	0	844,625	371,066	15,208	3,732	140,996	54,418	1,001,218	429,246
3.5.6 MRAP Vehicles Equipment Maintenance	0	0	0	0	97,639	15,482	0	0	0	0	97,639	15,482
3.6 (C4)	32,715	32,715	0	0	2,265,767	837,348	1,087	520	307,683	93,685	2,607,252	964,268
3.7 Other Services and Miscellaneous Contracts	54	54	0	0	2,425,680	781,533	12,823	7,837	444,958	279,786	2,883,515	1,069,210
3.9 Psychological Operations (Information Operations)	0	0	0	0	2,657	0	0	0	0	0	2,657	0
3.0 Operating Support Sub-Total	33,530	33,171	0	0	10,036,970	4,069,582	39,204	15,287	1,224,581	559,628	11,334,285	4,677,668
4.1 Airlift	0	0	0	0	527,541	417,483	0	0	0	0	527,541	417,483
4.2 Sealift	0	0	0	0	75,162	72,848	0	0	0	0	75,162	72,848
4.4 Port Handling/Inland Transportation	0	0	0	0	190,527	129,428	1,207	964	809	791	192,543	131,183
4.5 Other Transportation	0	0	0	0	92	16	0	0	7	7	99	23
4.6 Second Destination Transportation	0	0	0	0	782,798	467,425	0	0	13	13	782,811	467,438
4.0 Transportation Sub-Total	0	0	0	0	1,576,120	1,087,200	1,207	964	829	811	1,578,156	1,088,975

COST OF WAR
Operation and Maintenance (O&M) Summary Execution by Operation, Component, Appropriation and Cost Breakdown Structure (CBS)
Beginning Fiscal Year - 2016
(Amounts in Thousands)
As of September 30, 2016

Component and Appropriation	Operation New Dawn (OND) / Post-OND Iraq Activities		Operation Enduring Freedom		Operation Freedom's Sentinel		Operation Noble Eagle		Operation Inherent Resolve		Summary	
	Obligations Year to Date	Disbursements Year to Date	Obligations Year to Date	Disbursements Year to Date	Obligations Year to Date	Disbursements Year to Date	Obligations Year to Date	Disbursements Year to Date	Obligations Year to Date	Disbursements Year to Date	Obligations Year to Date	Disbursements Year to Date
7.4.1 Afghanistan (CERP)	0	0	0	0	3,127	1,309	0	0	0	0	3,127	1,309
7.6.1 Trainee Equip/Support	0	0	0	0	0	0	0	0	53,278	2,663	53,278	2,663
7.6.2 U.S. Trainer/Enabler	0	0	0	0	0	0	0	0	35,182	4,818	35,182	4,818
7.0 Other Support Sub-Total	0	0	0	0	3,127	1,309	0	0	88,460	7,481	91,587	8,790
Afghanistan Security Forces Fund, Army												
7.3.02 Defense Forces Sustainment	0	0	0	0	1,430,571	1,351,299	0	0	0	0	1,430,571	1,351,299
7.3.03 Defense Forces Infrastructure	0	0	0	0	60	0	0	0	0	0	60	0
7.3.04 Defense Forces Equipment and Transportation	0	0	0	0	305,370	305,189	0	0	0	0	305,370	305,189
7.3.05 Defense Forces Training and Operations	0	0	0	0	164,325	164,325	0	0	0	0	164,325	164,325
7.3.07 Interior Forces Sustainment	0	0	0	0	577,915	499,434	0	0	0	0	577,915	499,434
7.3.08 Interior Forces Infrastructure	0	0	0	0	517	0	0	0	0	0	517	0
7.3.09 Interior Forces Equipment	0	0	0	0	165,185	164,653	0	0	0	0	165,185	164,653
7.3.10 Interior Forces Training and Operations	0	0	0	0	21,694	19,540	0	0	0	0	21,694	19,540
7.3.20 Other	0	0	0	0	0	74,648	0	0	0	0	0	74,648
7.0 Other Support Sub-Total	0	0	0	0	2,665,637	2,579,088	0	0	0	0	2,665,637	2,579,088
Iraq Train and Equip Fund												
7.7.1 Defense Forces	0	0	0	0	0	0	0	0	379,891	376,912	379,891	376,912
7.0 Other Support Sub-Total	0	0	0	0	0	0	0	0	379,891	376,912	379,891	376,912
Army Reserve Total	0	0	0	0	25,472	17,888	0	0	139	98	25,611	17,986
Operation and Maintenance, Army Reserve												
2.1 Temporary Duty (TDY)/Additional Duty (TAD)	0	0	0	0	8,553	7,275	0	0	97	97	8,650	7,372
2.5 Other Personnel Support	0	0	0	0	7,572	5,563	0	0	1	1	7,573	5,564
2.0 Personnel Support Sub-Total	0	0	0	0	16,125	12,838	0	0	98	98	16,223	12,936
3.3 Other Supplies & Equipment	0	0	0	0	850	689	0	0	37	0	887	689
3.4 Facilities/Base Support	0	0	0	0	1,866	466	0	0	0	0	1,866	466
3.6 (C4I)	0	0	0	0	124	124	0	0	0	0	124	124
3.7 Other Services and Miscellaneous Contracts	0	0	0	0	5,951	3,455	0	0	0	0	5,951	3,455
3.0 Operating Support Sub-Total	0	0	0	0	8,791	4,734	0	0	37	0	8,828	4,734
4.4 Port Handling/Inland Transportation	0	0	0	0	556	316	0	0	4	0	560	316
4.0 Transportation Sub-Total	0	0	0	0	556	316	0	0	4	0	560	316
Army National Guard Total	0	0	0	0	51,066	30,163	0	0	0	0	51,066	30,163
Operation and Maintenance, Army Natl Guard												
1.2.1 Civilian Premium Pay	0	0	0	0	679	677	0	0	0	0	679	677

COST OF WAR
Operation and Maintenance (O&M) Summary Execution by Operation, Component, Appropriation and Cost Breakdown Structure (CBS)
Beginning Fiscal Year - 2016
(Amounts in Thousands)
As of September 30, 2016

Component and Appropriation	Operation New Dawn (OND) / Post-OND Iraq Activities		Operation Enduring Freedom		Operation Freedom's Sentinel		Operation Noble Eagle		Operation Inherent Resolve		Summary	
	Obligations Year to Date	Disbursements Year to Date	Obligations Year to Date	Disbursements Year to Date	Obligations Year to Date	Disbursements Year to Date	Obligations Year to Date	Disbursements Year to Date	Obligations Year to Date	Disbursements Year to Date	Obligations Year to Date	Disbursements Year to Date
1.0 Personnel Sub-Total	0	0	0	0	679	677	0	0	0	0	679	677
2.1 Temporary Duty (TDY)/Additional Duty (TAD)	0	0	0	0	514	96	0	0	0	0	514	96
2.2 Clothing and Other Personnel Equipment & Supplies	0	0	0	0	58	29	0	0	0	0	58	29
2.3 Medical Support/Health Services	0	0	0	0	485	257	0	0	0	0	485	257
2.4 Reserve Component Activation/Deactivation	0	0	0	0	7,230	5,465	0	0	0	0	7,230	5,465
2.5 Other Personnel Support	0	0	0	0	1,251	97	0	0	0	0	1,251	97
2.0 Personnel Support Sub-Total	0	0	0	0	9,538	5,944	0	0	0	0	9,538	5,944
3.1 Training	0	0	0	0	15	4	0	0	0	0	15	4
3.2 Operations (OPTEMPO) (Fuel, Other POL, Parts)	0	0	0	0	13,817	10,035	0	0	0	0	13,817	10,035
3.3 Other Supplies & Equipment	0	0	0	0	6,728	1,950	0	0	0	0	6,728	1,950
3.4 Facilities/Base Support	0	0	0	0	1,821	876	0	0	0	0	1,821	876
3.5.3 Depot Level Maintenance	0	0	0	0	5	0	0	0	0	0	5	0
3.6 (C4I)	0	0	0	0	8,860	5,379	0	0	0	0	8,860	5,379
3.7 Other Services and Miscellaneous Contracts	0	0	0	0	7,307	5,083	0	0	0	0	7,307	5,083
3.0 Operating Support Sub-Total	0	0	0	0	38,553	23,327	0	0	0	0	38,553	23,327
4.4 Port Handling/Inland Transportation	0	0	0	0	2,272	215	0	0	0	0	2,272	215
4.5 Other Transportation	0	0	0	0	24	0	0	0	0	0	24	0
4.0 Transportation Sub-Total	0	0	0	0	2,296	215	0	0	0	0	2,296	215
Navy/Marine Corps Total	19,698	5,258	0	0	5,225,239	3,682,421	0	0	465,878	287,570	5,710,815	3,975,249
Navy Total	0	0	0	0	4,632,981	3,366,425	0	0	460,460	283,864	5,093,441	3,650,289
Navy Active Total	0	0	0	0	4,601,575	3,344,298	0	0	460,460	283,864	5,062,035	3,628,162
Operation and Maintenance, Navy												
1.2.1 Civilian Premium Pay	0	0	0	0	68,836	60,586	0	0	59	59	68,895	60,645
1.2.2 Civilian Temporary Hires	0	0	0	0	560	379	0	0	59	59	619	438
1.0 Personnel Sub-Total	0	0	0	0	69,396	60,965	0	0	118	118	69,514	61,083
2.1 Temporary Duty (TDY)/Additional Duty (TAD)	0	0	0	0	120,471	102,988	0	0	4,562	4,547	125,033	107,535
2.2 Clothing and Other Personnel Equipment & Supplies	0	0	0	0	21,299	2,700	0	0	0	0	21,299	2,700
2.3 Medical Support/Health Services	0	0	0	0	357	36	0	0	0	0	357	36
2.5 Other Personnel Support	0	0	0	0	9,898	4,867	0	0	0	0	9,898	4,867
2.7 Body Armor	0	0	0	0	275	204	0	0	0	0	275	204
2.0 Personnel Support Sub-Total	0	0	0	0	152,300	110,795	0	0	4,562	4,547	156,862	115,342
3.1 Training	0	0	0	0	72,606	36,084	0	0	0	0	72,606	36,084
3.2 Operations (OPTEMPO) (Fuel, Other POL, Parts)	0	0	0	0	888,258	753,847	0	0	239,190	239,190	1,127,448	993,037

COST OF WAR
Operation and Maintenance (O&M) Summary Execution by Operation, Component, Appropriation and Cost Breakdown Structure (CBS)
Beginning Fiscal Year - 2016
(Amounts in Thousands)
As of September 30, 2016

Component and Appropriation	Operation New Dawn (OND) / Post-OND Iraq Activities		Operation Enduring Freedom		Operation Freedom's Sentinel		Operation Noble Eagle		Operation Inherent Resolve		Summary	
	Obligations Year to Date	Disbursements Year to Date	Obligations Year to Date	Disbursements Year to Date	Obligations Year to Date	Disbursements Year to Date	Obligations Year to Date	Disbursements Year to Date	Obligations Year to Date	Disbursements Year to Date	Obligations Year to Date	Disbursements Year to Date
3.3 Other Supplies & Equipment	0	0	0	0	209,361	136,563	0	0	435	432	209,796	136,995
3.4 Facilities/Base Support	0	0	0	0	75,214	24,572	0	0	0	0	75,214	24,572
3.5.1 Organization Level Maintenance	0	0	0	0	69,207	55,907	0	0	0	0	69,207	55,907
3.5.2 Intermediate Level Maintenance	0	0	0	0	32,388	27,057	0	0	0	0	32,388	27,057
3.5.3 Depot Level Maintenance	0	0	0	0	2,269,955	1,587,363	0	0	0	0	2,269,955	1,587,363
3.5.4 Contractor Logistics Support	0	0	0	0	13,251	9,118	0	0	0	0	13,251	9,118
3.6 (C4I)	0	0	0	0	63,738	41,405	0	0	0	0	63,738	41,405
3.7 Other Services and Miscellaneous Contracts	0	0	0	0	227,613	100,849	0	0	212,912	37,294	440,525	138,143
3.0 Operating Support Sub-Total	0	0	0	0	3,921,591	2,772,765	0	0	452,537	276,916	4,374,128	3,049,681
4.1 Airlift	0	0	0	0	211,031	176,672	0	0	3,243	2,283	214,274	178,955
4.2 Sealift	0	0	0	0	236,165	218,375	0	0	0	0	236,165	218,375
4.4 Port Handling/Inland Transportation	0	0	0	0	2,382	45	0	0	0	0	2,382	45
4.5 Other Transportation	0	0	0	0	6,482	3,203	0	0	0	0	6,482	3,203
4.6 Second Destination Transportation	0	0	0	0	2,228	1,478	0	0	0	0	2,228	1,478
4.0 Transportation Sub-Total	0	0	0	0	458,288	399,773	0	0	3,243	2,283	461,531	402,056
Navy Reserve Total	0	0	0	0	31,406	22,127	0	0	0	0	31,406	22,127
Operation and Maintenance, Navy Reserve												
2.2 Clothing and Other Personnel Equipment & Supplies	0	0	0	0	675	129	0	0	0	0	675	129
2.3 Medical Support/Health Services	0	0	0	0	433	433	0	0	0	0	433	433
2.4 Reserve Component Activation/Deactivation	0	0	0	0	1,886	1,007	0	0	0	0	1,886	1,007
2.0 Personnel Support Sub-Total	0	0	0	0	2,994	1,569	0	0	0	0	2,994	1,569
3.2 Operations (OPTEMPO) (Fuel, Other POL, Parts)	0	0	0	0	3,758	3,758	0	0	0	0	3,758	3,758
3.5.2 Intermediate Level Maintenance	0	0	0	0	12	6	0	0	0	0	12	6
3.5.3 Depot Level Maintenance	0	0	0	0	20,300	16,595	0	0	0	0	20,300	16,595
3.5.4 Contractor Logistics Support	0	0	0	0	3,596	0	0	0	0	0	3,596	0
3.7 Other Services and Miscellaneous Contracts	0	0	0	0	746	199	0	0	0	0	746	199
3.0 Operating Support Sub-Total	0	0	0	0	28,412	20,558	0	0	0	0	28,412	20,558
Marine Corps Total	19,698	5,258	0	0	592,258	315,996	0	0	5,418	3,706	617,374	324,960
Marine Corps Active Total	19,698	5,258	0	0	589,023	312,876	0	0	5,418	3,706	614,139	321,840
Operation and Maintenance, Marine Corps												
1.2.1 Civilian Premium Pay	0	0	0	0	920	922	0	0	0	0	920	922
1.2.2 Civilian Temporary Hires	0	0	0	0	1,927	1,925	0	0	0	0	1,927	1,925
1.0 Personnel Sub-Total	0	0	0	0	2,847	2,847	0	0	0	0	2,847	2,847

COST OF WAR
Operation and Maintenance (O&M) Summary Execution by Operation, Component, Appropriation and Cost Breakdown Structure (CBS)
Beginning Fiscal Year - 2016
(Amounts in Thousands)
As of September 30, 2016

Component and Appropriation	Operation New Dawn (OND) / Post-OND Iraq Activities		Operation Enduring Freedom		Operation Freedom's Sentinel		Operation Noble Eagle		Operation Inherent Resolve		Summary	
	Obligations Year to Date	Disbursements Year to Date	Obligations Year to Date	Disbursements Year to Date	Obligations Year to Date	Disbursements Year to Date	Obligations Year to Date	Disbursements Year to Date	Obligations Year to Date	Disbursements Year to Date	Obligations Year to Date	Disbursements Year to Date
2.1 Temporary Duty (TDY)/Additional Duty (TAD)	21	20	0	0	27,423	17,855	0	0	1,823	1,663	29,267	19,538
2.2 Clothing and Other Personnel Equipment & Supplies	0	0	0	0	29,511	22,939	0	0	68	68	29,579	23,007
2.3 Medical Support/Health Services	0	0	0	0	1,620	1,303	0	0	0	0	1,620	1,303
2.4 Reserve Component Activation/Deactivation	0	0	0	0	9	10	0	0	0	0	9	10
2.5 Other Personnel Support	0	0	0	0	9,838	8,783	0	0	0	0	9,838	8,783
2.0 Personnel Support Sub-Total	21	20	0	0	68,401	50,890	0	0	1,891	1,731	70,313	52,641
3.1 Training	0	0	0	0	22,177	5,675	0	0	115	97	22,292	5,772
3.2 Operations (OPTEMPO) (Fuel, Other POL, Parts)	0	0	0	0	17,108	11,259	0	0	978	948	18,086	12,207
3.2.1 MRAP Vehicles Operation	0	0	0	0	1,203	93	0	0	0	0	1,203	93
3.3 Other Supplies & Equipment	0	0	0	0	13,304	1,714	0	0	413	369	13,717	2,083
3.4 Facilities/Base Support	0	0	0	0	27,358	18,808	0	0	0	0	27,358	18,808
3.5.1 Organization Level Maintenance	0	0	0	0	13,763	8,408	0	0	0	0	13,763	8,408
3.5.2 Intermediate Level Maintenance	0	0	0	0	211,004	102,851	0	0	0	0	211,004	102,851
3.5.3 Depot Level Maintenance	19,617	5,238	0	0	0	0	0	0	0	0	19,617	5,238
3.5.4 Contractor Logistics Support	0	0	0	0	24,623	3,778	0	0	0	0	24,623	3,778
3.5.6 MRAP Vehicles Equipment Maintenance	0	0	0	0	10,391	5,211	0	0	0	0	10,391	5,211
3.6 (C4I)	0	0	0	0	356	107	0	0	0	0	356	107
3.7 Other Services and Miscellaneous Contracts	60	0	0	0	148,308	78,319	0	0	2,021	561	150,389	78,880
3.0 Operating Support Sub-Total	19,677	5,238	0	0	489,595	236,223	0	0	3,527	1,975	512,799	243,436
4.5 Other Transportation	0	0	0	0	21,146	18,412	0	0	0	0	21,146	18,412
4.6 Second Destination Transportation	0	0	0	0	7,034	4,504	0	0	0	0	7,034	4,504
4.0 Transportation Sub-Total	0	0	0	0	28,180	22,916	0	0	0	0	28,180	22,916
Marine Corps Reserve Total	0	0	0	0	3,235	3,120	0	0	0	0	3,235	3,120
Operation and Maintenance, USMC Reserve												
2.1 Temporary Duty (TDY)/Additional Duty (TAD)	0	0	0	0	16	14	0	0	0	0	16	14
2.2 Clothing and Other Personnel Equipment & Supplies	0	0	0	0	13	13	0	0	0	0	13	13
2.4 Reserve Component Activation/Deactivation	0	0	0	0	286	265	0	0	0	0	286	265
2.0 Personnel Support Sub-Total	0	0	0	0	315	292	0	0	0	0	315	292
3.2 Operations (OPTEMPO) (Fuel, Other POL, Parts)	0	0	0	0	2,474	2,474	0	0	0	0	2,474	2,474
3.6 (C4I)	0	0	0	0	196	146	0	0	0	0	196	146
3.7 Other Services and Miscellaneous Contracts	0	0	0	0	250	208	0	0	0	0	250	208
3.0 Operating Support Sub-Total	0	0	0	0	2,920	2,828	0	0	0	0	2,920	2,828
Air Force Total	47,350	23,762	0	0	6,338,209	3,775,560	8,308	8,189	2,007,954	1,659,357	8,401,821	5,466,868

COST OF WAR
Operation and Maintenance (O&M) Summary Execution by Operation, Component, Appropriation and Cost Breakdown Structure (CBS)
Beginning Fiscal Year - 2016
(Amounts in Thousands)
As of September 30, 2016

Component and Appropriation	Operation New Dawn (OND) / Post-OND Iraq Activities		Operation Enduring Freedom		Operation Freedom's Sentinel		Operation Noble Eagle		Operation Inherent Resolve		Summary	
	Obligations Year to Date	Disbursements Year to Date	Obligations Year to Date	Disbursements Year to Date	Obligations Year to Date	Disbursements Year to Date	Obligations Year to Date	Disbursements Year to Date	Obligations Year to Date	Disbursements Year to Date	Obligations Year to Date	Disbursements Year to Date
Air Force Active Total	47,350	23,762	0	0	6,269,220	3,734,163	8,308	8,189	2,007,954	1,659,357	8,332,832	5,425,471
Operation and Maintenance, Air Force												
1.2.2 Civilian Temporary Hires	2,737	2,731	0	0	52,974	51,222	921	921	244	219	56,876	55,093
1.0 Personnel Sub-Total	2,737	2,731	0	0	52,974	51,222	921	921	244	219	56,876	55,093
2.1 Temporary Duty (TDY)/Additional Duty (TAD)	1,019	978	0	0	210,626	159,304	939	872	13,002	11,061	225,586	172,215
2.2 Clothing and Other Personnel Equipment & Supplies	0	0	0	0	2,192	1,555	0	0	1	1	2,193	1,556
2.3 Medical Support/Health Services	553	497	0	0	48,864	21,041	188	136	2,755	1,029	52,360	22,703
2.5 Other Personnel Support	29,046	14,359	0	0	53,238	30,623	0	0	1,786	320	84,070	45,302
2.0 Personnel Support Sub-Total	30,618	15,834	0	0	314,920	212,523	1,127	1,008	17,544	12,411	364,209	241,776
3.1 Training	0	0	0	0	33,204	20,224	0	0	3,685	2,192	36,889	22,416
3.2 Operations (OPTEMPO) (Fuel, Other POL, Parts)	659	379	0	0	469,202	468,288	6,255	6,255	1,396,533	1,396,622	1,872,649	1,871,544
3.3 Other Supplies & Equipment	1,772	1,221	0	0	533,004	203,935	2	2	94,316	49,820	629,094	254,978
3.4 Facilities/Base Support	0	0	0	0	208,641	90,541	3	3	38,710	7,352	247,354	97,896
3.5.3 Depot Level Maintenance	0	0	0	0	1,764,386	1,004,025	0	0	0	0	1,764,386	1,004,025
3.6 (C4I)	2,031	219	0	0	738,632	330,085	0	0	29,726	6,402	770,389	336,706
3.7 Other Services and Miscellaneous Contracts	8,723	3,251	0	0	995,017	398,750	0	0	239,665	35,263	1,243,405	437,264
3.0 Operating Support Sub-Total	13,185	5,070	0	0	4,742,086	2,515,848	6,260	6,260	1,802,635	1,497,651	6,564,166	4,024,829
4.1 Airlift	800	127	0	0	975,355	843,693	0	0	167,205	138,353	1,143,360	982,173
4.2 Sealift	0	0	0	0	343	97	0	0	0	0	343	97
4.5 Other Transportation	10	0	0	0	179,922	107,667	0	0	7,049	4,115	186,981	111,782
4.8 Retrograde of Personnel and Equipment	0	0	0	0	3,620	3,113	0	0	685	5	4,305	3,118
4.0 Transportation Sub-Total	810	127	0	0	1,159,240	954,570	0	0	174,939	142,473	1,334,989	1,097,170
7.6.1 Trainee Equip/Support	0	0	0	0	0	0	0	0	4,500	3,234	4,500	3,234
7.6.2 U.S. Trainer/Enabler	0	0	0	0	0	0	0	0	8,092	3,369	8,092	3,369
7.0 Other Support Sub-Total	0	0	0	0	0	0	0	0	12,592	6,603	12,592	6,603
Air Force Reserve Total	0	0	0	0	57,151	35,653	0	0	0	0	57,151	35,653
Operation and Maintenance, Air Force Reserve												
2.1 Temporary Duty (TDY)/Additional Duty (TAD)	0	0	0	0	3,677	2,397	0	0	0	0	3,677	2,397
2.0 Personnel Support Sub-Total	0	0	0	0	3,677	2,397	0	0	0	0	3,677	2,397
3.3 Other Supplies & Equipment	0	0	0	0	215	193	0	0	0	0	215	193
3.4 Facilities/Base Support	0	0	0	0	2,175	789	0	0	0	0	2,175	789
3.5.4 Contractor Logistics Support	0	0	0	0	51,084	32,274	0	0	0	0	51,084	32,274
3.0 Operating Support Sub-Total	0	0	0	0	53,474	33,256	0	0	0	0	53,474	33,256

COST OF WAR
Operation and Maintenance (O&M) Summary Execution by Operation, Component, Appropriation and Cost Breakdown Structure (CBS)
Beginning Fiscal Year - 2016
(Amounts in Thousands)
As of September 30, 2016

Component and Appropriation	Operation New Dawn (OND) / Post-OND Iraq Activities		Operation Enduring Freedom		Operation Freedom's Sentinel		Operation Noble Eagle		Operation Inherent Resolve		Summary	
	Obligations Year to Date	Disbursements Year to Date	Obligations Year to Date	Disbursements Year to Date	Obligations Year to Date	Disbursements Year to Date	Obligations Year to Date	Disbursements Year to Date	Obligations Year to Date	Disbursements Year to Date	Obligations Year to Date	Disbursements Year to Date
Air Force National Guard Total	0	0	0	0	11,838	5,744	0	0	0	0	11,838	5,744
Operation and Maintenance, Air Natl Guard												
2.1 Temporary Duty (TDY)/Additional Duty (TAD)	0	0	0	0	883	814	0	0	0	0	883	814
2.0 Personnel Support Sub-Total	0	0	0	0	883	814	0	0	0	0	883	814
3.3 Other Supplies & Equipment	0	0	0	0	3,370	2,427	0	0	0	0	3,370	2,427
3.4 Facilities/Base Support	0	0	0	0	-465	-202	0	0	0	0	-465	-202
3.6 (C4I)	0	0	0	0	-495	-372	0	0	0	0	-495	-372
3.7 Other Services and Miscellaneous Contracts	0	0	0	0	8,545	3,077	0	0	0	0	8,545	3,077
3.0 Operating Support Sub-Total	0	0	0	0	10,955	4,930	0	0	0	0	10,955	4,930
Defense Health Program Total	0	0	0	0	332,603	287,362	0	0	0	0	332,603	287,362
Defense Health Program, Defense												
2.3 Medical Support/Health Services	0	0	0	0	332,603	287,362	0	0	0	0	332,603	287,362
2.0 Personnel Support Sub-Total	0	0	0	0	332,603	287,362	0	0	0	0	332,603	287,362
DODIG Total	0	0	0	0	723	909	0	0	11,498	10,785	12,221	11,694
Office of the Inspector General, Defense												
1.2.1 Civilian Premium Pay	0	0	0	0	1,961	1,959	0	0	1,278	1,189	3,239	3,148
1.2.2 Civilian Temporary Hires	0	0	0	0	160	154	0	0	9,033	8,733	9,193	8,887
1.0 Personnel Sub-Total	0	0	0	0	2,121	2,113	0	0	10,311	9,922	12,432	12,035
2.1 Temporary Duty (TDY)/Additional Duty (TAD)	0	0	0	0	-1,650	-1,290	0	0	745	639	-905	-651
2.2 Clothing and Other Personnel Equipment & Supplies	0	0	0	0	0	0	0	0	32	16	32	16
2.0 Personnel Support Sub-Total	0	0	0	0	-1,650	-1,290	0	0	777	655	-873	-635
3.1 Training	0	0	0	0	0	0	0	0	10	7	10	7
3.3 Other Supplies & Equipment	0	0	0	0	-3	0	0	0	5	4	2	4
3.6 (C4I)	0	0	0	0	14	4	0	0	64	11	78	15
3.7 Other Services and Miscellaneous Contracts	0	0	0	0	241	82	0	0	305	171	546	253
3.0 Operating Support Sub-Total	0	0	0	0	252	86	0	0	384	193	636	279
4.5 Other Transportation	0	0	0	0	0	0	0	0	26	15	26	15
4.0 Transportation Sub-Total	0	0	0	0	0	0	0	0	26	15	26	15
Defense Agency Total	3,807	4,254	0	0	3,013,505	1,646,554	0	0	801,527	326,810	3,818,839	1,977,618
Operation and Maintenance, Defense-Wide												
1.2.1 Civilian Premium Pay	0	0	0	0	75,870	61,328	0	0	60	60	75,930	61,388
1.2.2 Civilian Temporary Hires	3,653	4,141	0	0	14,078	12,151	0	0	0	0	17,731	16,292
1.0 Personnel Sub-Total	3,653	4,141	0	0	89,948	73,479	0	0	60	60	93,661	77,680

COST OF WAR
Operation and Maintenance (O&M) Summary Execution by Operation, Component, Appropriation and Cost Breakdown Structure (CBS)
Beginning Fiscal Year - 2016
(Amounts in Thousands)
As of September 30, 2016

Component and Appropriation	Operation New Dawn (OND) / Post-OND Iraq Activities		Operation Enduring Freedom		Operation Freedom's Sentinel		Operation Noble Eagle		Operation Inherent Resolve		Summary	
	Obligations Year to Date	Disbursements Year to Date	Obligations Year to Date	Disbursements Year to Date	Obligations Year to Date	Disbursements Year to Date	Obligations Year to Date	Disbursements Year to Date	Obligations Year to Date	Disbursements Year to Date	Obligations Year to Date	Disbursements Year to Date
2.1 Temporary Duty (TDY)/Additional Duty (TAD)	66	73	0	0	134,085	113,557	0	0	20,416	17,510	154,567	131,140
2.2 Clothing and Other Personnel Equipment & Supplies	0	0	0	0	4,234	1,359	0	0	1,044	670	5,278	2,029
2.3 Medical Support/Health Services	0	0	0	0	4,690	3,366	0	0	89	76	4,779	3,442
2.5 Other Personnel Support	0	0	0	0	73,000	56,420	0	0	0	0	73,000	56,420
2.0 Personnel Support Sub-Total	66	73	0	0	216,009	174,702	0	0	21,549	18,256	237,624	193,031
3.1 Training	0	0	0	0	29,576	15,144	0	0	2,117	1,207	31,693	16,351
3.2 Operations (OPTEMPO) (Fuel, Other POL, Parts)	0	0	0	0	147,148	99,911	0	0	103,775	56,688	250,923	156,599
3.3 Other Supplies & Equipment	0	0	0	0	147,111	65,800	0	0	56,143	31,864	203,254	97,664
3.4 Facilities/Base Support	0	0	0	0	3,369	1,611	0	0	21	21	3,390	1,632
3.5.1 Organization Level Maintenance	0	0	0	0	119	118	0	0	0	0	119	118
3.5.2 Intermediate Level Maintenance	0	0	0	0	2,548	1,718	0	0	90	74	2,638	1,792
3.5.3 Depot Level Maintenance	0	0	0	0	19,535	2,980	0	0	1,500	0	21,035	2,980
3.5.4 Contractor Logistics Support	0	0	0	0	336,387	137,173	0	0	21,682	12,108	358,069	149,281
3.5.6 MRAP Vehicles Equipment Maintenance	0	0	0	0	46,011	37,276	0	0	13,411	0	59,422	37,276
3.6 (C4I)	0	0	0	0	395,907	143,226	0	0	75,686	21,778	471,593	165,004
3.7 Other Services and Miscellaneous Contracts	88	40	0	0	1,149,241	532,678	0	0	198,522	71,150	1,347,851	603,868
3.0 Operating Support Sub-Total	88	40	0	0	2,276,952	1,037,635	0	0	472,947	194,890	2,749,987	1,232,565
4.1 Airlift	0	0	0	0	218,666	153,974	0	0	83,360	67,072	302,026	221,046
4.2 Sealift	0	0	0	0	1,200	828	0	0	0	0	1,200	828
4.4 Port Handling/Inland Transportation	0	0	0	0	4,309	3,538	0	0	1	0	4,310	3,538
4.5 Other Transportation	0	0	0	0	46,905	42,979	0	0	639	269	47,544	43,248
4.6 Second Destination Transportation	0	0	0	0	190	93	0	0	0	0	190	93
4.0 Transportation Sub-Total	0	0	0	0	271,270	201,412	0	0	84,000	67,341	355,270	268,753
7.1.12 Jordan (OEF)	0	0	0	0	12,448	12,448	0	0	0	0	12,448	12,448
7.1.90 Coalition Readiness Support Program (CRSP)	0	0	0	0	10,350	10,350	0	0	0	0	10,350	10,350
7.2.1 Transportation Support	0	0	0	0	24,000	24,000	0	0	0	0	24,000	24,000
7.2.2 Logistic Support	0	0	0	0	112,528	112,528	0	0	0	0	112,528	112,528
7.6.1 Trainee Equip/Support	0	0	0	0	0	0	0	0	207,399	20,428	207,399	20,428
7.6.2 U.S. Trainer/Enabler	0	0	0	0	0	0	0	0	15,572	25,835	15,572	25,835
7.0 Other Support Sub-Total	0	0	0	0	159,326	159,326	0	0	222,971	46,263	382,297	205,589

FY 2016 Cost of War for FY 2016 Appropriations

**FY 2016 Estimate of Cost of War for FY 2016 Appropriations
(Amounts in Thousands)
As of September 30, 2016**

APPROPRIATION Fiscal Year 2016 Accounts	Notes	Funds Appropriated 1/ 6/	Funds Transferred 4/	Funds Available	Obligations September 2016	Obligations CFI 2/	Disbursements CFI 3/	Unpaid Obligations	Unobligated Balance	Percent Obligated
21 2016/2016 2010 Military Personnel, Army	7/	1,846,356	20,653	1,867,009	176,571	1,905,673	1,905,673	0	-38,664	102%
21 2016/2016 2070 Reserve Personnel, Army		17,162	0	17,162	823	16,625	15,566	1,059	537	97%
21 2016/2016 2060 National Guard Personnel, Army		149,015	-18,399	130,616	12,041	129,676	117,839	11,837	940	99%
21 2016/2016 2020 Operation and Maintenance, Army	6/ 7/	11,668,548	1,798,038	13,466,586	1,954,870	13,525,100	6,085,575	7,439,525	-58,514	100%
21 2016/2016 2080 Operation and Maintenance, Army Reserve	6/ 7/	24,554	0	24,554	1,212	25,611	17,986	7,625	-1,057	104%
21 2016/2016 2065 Operation and Maintenance, Army Natl Guard		60,845	0	60,845	11,017	51,066	30,163	20,903	9,779	84%
21 2016/2018 2031 Aircraft Procurement, Army		161,987	111,300	273,287	42,218	167,377	24,638	142,739	105,910	61%
21 2016/2018 2032 Missile Procurement, Army		37,260	0	37,260	323	3,387	824	2,563	33,873	9%
21 2016/2018 2033 Procurement of Weapons & Tracked Vehicles, Army		486,630	0	486,630	54,707	194,475	18,999	175,476	292,155	40%
21 2016/2018 2034 Procurement of Ammunition, Army		222,040	0	222,040	24,065	171,941	10,372	161,569	50,099	0%
21 2016/2018 2035 Other Procurement, Army		1,175,596	-24,471	1,151,125	266,785	810,916	69,021	741,895	340,209	70%
21 2016/2017 2040 Research, Development, Test, and Eval, Army		1,500	0	1,500	94	1,500	1,029	471	0	100%
17 2016/2016 1453 Military Personnel, Navy		251,011	92,841	343,852	32,503	342,551	340,889	1,662	1,301	100%
17 2016/2016 1405 Reserve Personnel, Navy		12,693	0	12,693	180	12,693	12,453	240	0	100%
17 2016/2016 1804 Operation and Maintenance, Navy	6/ 7/	4,789,789	219,669	5,009,458	494,249	5,062,035	3,628,162	1,433,873	-52,577	101%
17 2016/2016 1806 Operation and Maintenance, Navy Reserve	6/	31,462	0	31,462	523	31,406	22,127	9,279	56	100%
17 2016/2018 1506 Aircraft Procurement, Navy		210,990	0	210,990	30,272	131,860	8,019	123,841	79,130	62%
17 2016/2018 1508 Procurement of Ammunition, Navy and USMC		117,966	0	117,966	2,899	111,114	551	110,563	6,852	94%
17 2016/2018 1810 Other Procurement, Navy		186	0	186	0	86	0	86	100	46%
17 2016/2016 1105 Military Personnel, Marine Corps		171,079	315	171,394	-24,240	143,857	65,548	78,309	27,537	84%
17 2016/2016 1108 Reserve Personnel, Marine Corps		3,393	0	3,393	-1,059	3,036	2,937	99	357	89%
17 2016/2016 1106 Operation and Maintenance, Marine Corps	6/	914,186	23,000	937,186	-255,404	614,139	321,840	292,299	323,047	66%
17 2016/2016 1107 Operation and Maintenance, USMC Reserve		3,455	0	3,455	901	3,235	3,120	115	220	94%
17 2016/2018 1109 Procurement, Marine Corps		56,934	6,800	63,734	116	52,226	22,319	29,907	11,508	82%
57 2016/2016 3500 Military Personnel, Air Force		726,126	157,287	883,413	83,372	848,344	848,344	0	35,069	96%
57 2016/2016 3700 Reserve Personnel, Air Force		18,710	0	18,710	1,371	18,697	4,950	13,747	13	100%
57 2016/2016 3850 National Guard Personnel, Air Force		2,828	2,327	5,155	260	5,155	5,012	143	0	100%
57 2016/2016 3400 Operation and Maintenance, Air Force	6/	8,290,224	154,440	8,444,664	1,169,155	8,332,832	5,425,471	2,907,361	111,832	99%
57 2016/2016 3740 Operation and Maintenance, Air Force Reserve		58,106	0	58,106	6,018	57,151	35,653	21,498	955	98%
57 2016/2016 3840 Operation and Maintenance, Air Natl Guard		19,900	0	19,900	7,069	11,838	5,744	6,094	8,062	59%
57 2016/2018 3010 Aircraft Procurement, Air Force		128,900	108,200	237,100	5,824	30,576	4,627	25,949	206,524	13%
57 2016/2018 3020 Missile Procurement, Air Force		289,142	0	289,142	21	73	64	9	289,069	0%
57 2016/2018 3011 Procurement of Ammunition, Air Force		228,874	0	228,874	8,768	209,391	0	209,391	19,483	91%
57 2016/2018 3080 Other Procurement, Air Force		127,465	14,917	142,382	1,434	34,704	11,860	22,844	107,678	24%
57 2016/2017 3600 Research, Development, Test and Eval, Air Force		300	0	300	0	0	0	0	300	0%
97 2016/2016 0100 Operation and Maintenance, Defense-Wide	6/	3,363,389	545,275	3,908,664	480,630	3,796,041	1,954,820	1,841,221	112,623	97%
97 2016/2017 0100 Operation and Maintenance, Defense-Wide		1,160,000	0	1,160,000	22,798	22,798	22,798	0	1,137,202	2%
97 2016/2016 0107 Office of the Inspector General, Defense		10,262	2,900	13,162	416	12,221	11,694	527	941	93%
97 2016/2016 0130 Defense Health Program, Defense	7/	272,704	14,364	287,068	57,489	332,603	287,362	45,241	-45,535	116%
97 2016/2018 0300 Procurement, Defense-Wide		140,436	73,368	213,804	-3,831	177,139	25,559	151,580	36,665	83%
97 2016/2017 0400 Research, Development, Test and Eval, Defense		8,000	59,459	67,459	0	0	0	0	67,459	0%
97 2016/XXXX 4930 Defense Working Capital Funds, Defense		88,850	0	88,850	1,109	1,109	0	1,109	87,741	1%

**FY 2016 Estimate of Cost of War for FY 2016 Appropriations
(Amounts in Thousands)
As of September 30, 2016**

APPROPRIATION Fiscal Year 2016 Accounts	Notes	Funds Appropriated 1/ 6/	Funds Transferred 4/	Funds Available	Obligations September 2016	Obligations CFI 2/	Disbursements CFI 3/	Unpaid Obligations	Unobligated Balance	Percent Obligated
21 2016/2017 2091 Afghanistan Security Forces Fund, Army		3,652,257	0	3,652,257	246,938	2,665,637	2,579,088	86,549	986,620	73%
21 2016/2018 2093 Joint Improvised Explosive Device Defeat Fund		349,464	0	349,464	32,555	287,229	72,838	214,391	62,235	82%
21 2016/2017 2097 Iraq Train and Equip Fund		715,000	0	715,000	62,933	379,891	376,912	2,979	335,109	53%
97 2016/2016 0105 Drug Interdiction & Cntr Drug Activities		186,000	-186,000	0	0	0	0	0	0	0%
Sub-Total		42,251,574	3,176,283	45,427,857	5,009,995	40,735,014	24,398,446	16,336,568	4,692,843	90%
Non-War Funds	5/	15,352,907	0	15,352,907	0	0	0	0	15,352,907	0%
Operation Noble Eagle - Baseline Funds	2/	0	0	95,582	0	0	0	0	95,582	0%
Grand Total		57,604,481	3,176,283	60,876,346	5,009,995	40,735,014	24,398,446	16,336,568	20,141,332	20%

**FY 2016 Estimate of Cost of War for FY 2016 Appropriations
(Amounts in Thousands)
As of September 30, 2016**

FY 2016 Status of Funds Footnotes:

1/ Reflects funding provided in Public Law 114-53, the Continuing Resolutions Act, 2016.

2/ Obligations include **\$95,582** for Operation Noble Eagle (ONE) as a cost of war.

3/ CFI is Cumulative From Inception.

4/ Table 1 reflects funds transferred into/out of FY 2016 war funds. The appropriation transfer column totals may also include the results of internal reprogrammings within the cost of war funds.

5/ Table 2 reflects Non-War funds whose execution is not included in the DoD Cost of War Report.

6/ Table 3 reflects OCO funding that was reduced by **\$893,519** due to a congressional mark that was applied to the Department of Defense Appropriations Act, 2016.

7/ Obligations that exceed funds available reflect cash flowing from baseline operations

**FY 2016 Estimate of Cost of War for FY 2016 Appropriations
(Amounts in Thousands)
As of September 30, 2016**

Table 1 -- Reprogramming Actions into/out of Cost of War Funds

Reprogramming Action:	1	2	3	4	5	6	7	8	9
APPROPRIATION									
2016/2016 Military Personnel, Army								-54,347	75,000
2016/2016 National Guard Personnel, Army		672				199		-19,270	
2016/2016 Operation and Maintenance, Army		26,629	4,500		6,625	135,153	1,367,435	83,335	174,361
2016/2016 Aircraft Procurement, Army					84,000				27,300
2016/2018 Other Procurement, Army								-24,471	
2016/2016 Military Personnel, Navy							86,041		6,800
2016/2016 Operation and Maintenance, Navy		396	68,503	11,700	47,600	1,606		89,864	
2016/2016 Military Personnel, Marine Corps		215				78		22	
2016/2016 Operation and Maintenance, Marine Corps							23,000		
2016/2018 Procurement, Marine Corps								6,800	
2016/2016 Military Personnel, Air Force					10,000			147,287	
2016/2016 National Guard Personnel, Air Force									2,327
2016/2016 Operation and Maintenance, Air Force		11,223	4,500	88,100	8,820	49,988		-8,191	
2016/2018 Aircraft Procurement, Air Force				108,200					
2016/2018 Other Procurement, Air Force						2,435		12,482	
2016/2016 Operation and Maintenance, Defense-Wide	14,319	1,188	107,453	13,800	46,450	387,348	35,000	-19,374	-40,909
2016/2016 Office of the Inspector General, Defense									2,900
2016/2016 Defense Health Program, Defense									14,364
2016/2018 Procurement, Defense-Wide				36,000	23,400			9,949	4,019
2016/2017 Research, Development, Test and Eval, Defense						12,000	48,900		-1,441
2016/2016 Drug Interdiction & Cntr Drug Activities		-40,323				-145,677			
Reprogramming Total	14,319	0	184,956	257,800	226,895	443,130	1,560,376	224,086	264,721
Cumulative Reprogramming Total	14,319	14,319	199,275	457,075	683,970	1,127,100	2,687,476	2,911,562	3,176,283

1. Base to OCO, DCMA Base-to-OCO, (\$14,319)
2. FY16-02 IR, Drug Interdiction and Counter-Drug Activities, (Zero Net Change)
3. FY16-02 PA, Counterterrorism Partnerships Fund for Syria Train & Equip, (\$116,453);
Base to OCO, Restore Fuel Savings, (\$68,503)
4. FY16-10 IR, Intelligence, Surveillance and Reconnaissance Request, (\$257,800)
5. FY16-13 IR, Intelligence, Surveillance and Reconnaissance (ISR) - Part 2, (\$226,895)
6. FY16-09 IR, Drug Interdiction and Counter Drug Activities, (\$Zero Net Change);
FY 16-11 PA, Counterterrorism Partnerships Fund Transfer for Syria Train and Equip, (\$300,000);
FY 16-13 PA, Operation Freedom Sentinel and Other Priorities, (\$143,130)
7. FY16-13 PA, Operation Freedom Sentinel and Other Priorities, (\$1,560,376)
8. FY 16-15 IR Classified Programs & Drug Interdiction and Counter-Drug Activities, Defense, (\$-842)
FY 16-18 PA Intelligence Surveillance and Reconnaissance (ISR) Request - MIP, (Zero Net Change)
FY 16-19 PA April 2016 Prior Approval, (\$133,380)
FY 16-20 IR Classified Programs, (Zero Net Change)
FY 16-21 PA May 2016 Prior Approval, (\$90,728)
FY 16-22 PA Omnibus 2016 Request, (Zero Net Change)
FY 16-25 IR Drug Interdiction and Counter-Drug Activities, Defense, (\$820)
9. FY16-19 PA, April 2016 Prior Approval, (\$163,330)
FY16-23 PA, OMNIBUS 2016 Military Intelligence Program (MIP), (Zero Net Change)
FY16-29 PA, Military Intelligence Program, (Zero Net Change)
FY16-30 PA, August 2016 Prior Approval, (\$6,800)
Base to OCO, (\$94,591)
Below Threshold Reprogramming, (Zero Net Change)

**FY 2016 Estimate of Cost of War for FY 2016 Appropriations
(Amounts in Thousands)
As of September 30, 2016**

Table 2 -- Non-War Programs or Programs Whose Execution Is Not Included in the DoD Cost of War Report					
Non-War/Not Reported on the DoD Cost of War Report	Fund Item Description	Military Personnel	Operation & Maintenance	Procurement	Total
21 2016/2016 2020 Operation and Maintenance, Army	Congressional transfer from Title II to Title IX		2,200,000		2,200,000
17 2016/2016 1804 Operation and Maintenance, Navy	Congressional transfer from Title II to Title IX		2,200,000	-	2,200,000
17 2016/2016 1106 Operation and Maintenance, Marine Corps	Congressional transfer from Title II to Title IX		420,000		420,000
57 2016/2016 3400 Operation and Maintenance, Air Force	Congressional transfer from Title II to Title IX		2,200,000		2,200,000
Operation and Maintenance, Subtotal			7,020,000	-	7,020,000
97 2016/2018 0350 National Guard and Reserve Equipment, Defense	Baseline Programs funded by Congress in OCO			1,000,000	1,000,000
21 2016/2016 2020 Operation and Maintenance, Army	Restore Readiness		336,583		336,583
21 2016/2016 2065 Operation and Maintenance, Army Nat'l Guard	Restore Readiness		75,000		75,000
21 2016/2016 2080 Operation and Maintenance, Army Reserve	Restore Readiness		75,000		75,000
European Reassurance Initiative			789,300		789,300
Counterterrorism Partnerships Fund			1,100,000		1,100,000
Ukraine Security Initiative			250,000		250,000
Classified Programs					4,707,024
Non-War Programs Totals			9,645,883	1,000,000	15,352,907

Table 3 -- Section 8128 Fuel Saving applied to Overseas Contingency Operations			
Non-War/Not Reported on the DoD Cost of War Report	Fund Item Description	Operation & Maintenance	Total
21 2016/2016 2020 Operation and Maintenance, Army	Fuel Reduction	271,349	271,349
21 2016/2016 2080 Operation and Maintenance, Army Reserve	Fuel Reduction	5	5
17 2016/2016 1804 Operation and Maintenance, Navy	Fuel Reduction	164,202	164,202
17 2016/2016 1806 Operation and Maintenance, Navy Reserve	Fuel Reduction	181	181
17 2016/2016 1106 Operation and Maintenance, Marine Corps	Fuel Reduction	11,478	11,478
57 2016/2016 3400 Operation and Maintenance, Air Force	Fuel Reduction	431,226	431,226
97 2016/2016 0100 Operation and Maintenance, USSOCOM	Fuel Reduction	15,078	15,078
Operation and Maintenance, Total		893,519	893,519

FY 2016 Cost of War for FY 2015 Appropriations

FY 2016 Estimate of Cost of War for FY 2015 Appropriations
(Amounts in Thousands)
As of September 30, 2016

APPROPRIATION Fiscal Year 2015 Accounts	Notes	Funds Appropriated 1/	Funds Transferred 4/	Funds Available	Obligations September 2016	Obligations CFI 2/ 3/	Disbursements CFI 3/	Unpaid Obligations	Unobligated Balance	Percent Obligated
21 2015/2015 2010 Military Personnel, Army		3,258,470	-210,000	3,048,470	0	2,972,442	2,972,442	0	76,028	98%
21 2015/2015 2070 Reserve Personnel, Army		24,990	0	24,990	0	22,450	21,190	1,260	2,540	90%
21 2015/2015 2060 National Guard Personnel, Army		174,778	288	175,066	-4	158,966	144,911	14,055	16,100	91%
21 2015/2015 2020 Operation and Maintenance, Army		16,817,765	-249,005	16,568,760	-11,906	16,473,859	7,361,130	9,112,729	94,901	99%
21 2015/2016 2020 Operation and Maintenance, Army		250,000	0	250,000	0	245,060	114,752	130,308	4,940	98%
21 2015/2015 2080 Operation and Maintenance, Army Reserve		41,532	0	41,532	0	33,718	19,645	14,073	7,814	81%
21 2015/2015 2065 Operation and Maintenance, Army National Guard		76,461	0	76,461	0	71,157	41,830	29,327	5,304	93%
21 2015/2017 2031 Aircraft Procurement, Army		196,200	391,511	587,711	2,319	496,181	73,920	422,261	91,530	84%
21 2015/2017 2032 Missile Procurement, Army		32,136	34,465	66,601	567	25,072	6,568	18,504	41,529	38%
21 2015/2017 2033 Procurement of Weapons & Tracked Vehicles		5,000	0	5,000	0	5,000	5	4,995	0	100%
21 2015/2017 2034 Procurement of Ammunition, Army		140,905	27,137	168,042	-2,464	125,690	19,952	105,738	42,352	75%
21 2015/2017 2035 Other Procurement, Army		773,583	101,584	875,167	-18,827	743,932	525,464	218,468	131,235	85%
21 2015/2016 2040 Research, Development, Test, and Evaluation, Army		2,000	33,603	35,603	2,986	35,603	15,949	19,654	0	100%
17 2015/2015 1453 Military Personnel, Navy	7/	332,166	0	332,166	0	351,063	345,084	5,979	-18,897	106%
17 2015/2015 1405 Reserve Personnel, Navy		13,953	0	13,953	0	13,616	13,324	292	337	98%
17 2015/2015 1804 Operation and Maintenance, Navy	7/	5,380,169	511,948	5,892,117	0	5,899,340	4,080,929	1,818,411	-7,223	100%
17 2015/2015 1806 Operation and Maintenance, Navy Reserve		45,876	0	45,876	0	45,856	35,796	10,060	20	100%
17 2015/2017 1506 Aircraft Procurement, Navy		243,359	0	243,359	91,102	236,752	93,404	143,348	6,607	97%
17 2015/2017 1507 Weapons Procurement, Navy		66,785	0	66,785	13,294	20,663	3,561	17,102	46,122	31%
17 2015/2017 1508 Procurement of Ammunition, Navy and Marine Corps		154,519	0	154,519	4,871	149,375	42,938	106,437	5,144	97%
17 2015/2017 1810 Other Procurement, Navy		121,310	0	121,310	0	59,026	4,613	54,413	62,284	49%
17 2015/2016 1319 Research, Development, Test, and Evaluation, Navy		940	1,200	2,140	0	2,111	1,825	286	29	99%
17 2015/2015 1105 Military Personnel, Marine Corps		403,311	-51,584	351,727	0	305,911	305,911	0	45,816	87%
17 2015/2015 1108 Reserve Personnel, Marine Corps		5,069	0	5,069	0	3,756	3,756	0	1,313	74%
17 2015/2015 1106 Operation and Maintenance, Marine Corps		1,485,904	-57,478	1,428,426	-2,107	1,023,658	848,583	175,075	404,768	72%
17 2015/2015 1107 Operation and Maintenance, Marine Corps Reserve		10,540	0	10,540	2	10,485	9,970	515	55	99%
17 2015/2017 1109 Procurement, Marine Corps		65,589	0	65,589	1	58,174	22,939	35,235	7,415	89%
57 2015/2015 3500 Military Personnel, Air Force		728,334	4,094	732,428	0	719,024	719,024	0	13,404	98%
57 2015/2015 3700 Reserve Personnel, Air Force	7/	19,175	580	19,755	0	19,759	13,554	6,205	-4	100%
57 2015/2015 3850 National Guard Personnel, Air Force	7/	4,894	0	4,894	0	5,454	5,040	414	-560	111%
57 2015/2015 3400 Operation and Maintenance, Air Force		9,034,449	165,452	9,199,901	52,347	9,116,897	8,611,933	504,964	83,004	99%
57 2015/2015 3740 Operation and Maintenance, Air Force Reserve	7/	77,794	0	77,794	1	147,339	120,414	26,925	-69,545	189%
57 2015/2015 3840 Operation and Maintenance, Air National Guard	7/	20,300	0	20,300	0	35,960	10,315	25,645	-15,660	177%
57 2015/2017 3010 Aircraft Procurement, Air Force		481,019	-87,000	394,019	121,718	277,178	51,217	225,961	116,841	70%
57 2015/2017 3020 Missile Procurement, Air Force		136,189	245,169	381,358	4,231	271,712	117,251	154,461	109,646	71%
57 2015/2017 3011 Procurement of Ammunition, Air Force		219,785	89,829	309,614	3	209,250	71,306	137,944	100,364	68%
57 2015/2017 3080 Other Procurement, Air Force		286,838	-56,465	230,373	29,255	156,666	37,798	118,868	73,707	68%
57 2015/2016 3600 Research, Development, Test and Eval, Air Force		0	650	650	0	0	0	0	650	0%
97 2015/2015 0100 Operation and Maintenance, Defense-Wide		3,691,007	325,992	4,016,999	-115	3,804,313	2,713,182	1,091,131	212,686	95%
97 2015/2016 0100 Operation and Maintenance, Defense-Wide		1,260,000	-510,000	750,000	651	714,196	714,196	0	35,804	95%
97 2015/2015 0107 Office of the Inspector General, Defense	7/	10,623	0	10,623	-143	12,553	11,323	1,230	-1,930	118%
97 2015/2015 0130 Defense Health Program, Defense	7/	300,531	0	300,531	-2,381	338,114	332,521	5,593	-37,583	113%
97 2015/2017 0300 Procurement, Defense-Wide		190,857	105,635	296,492	4,339	175,817	112,830	62,987	120,675	59%
97 2015/2016 0400 Research, Development, Test and Eval, Defense		11,200	24,000	35,200	0	11,200	10,211	989	24,000	32%
97 2015/XXXX 4930 Defense Working Capital Funds, Defense		91,350	0	91,350	1,257	4,516	750	3,766	86,834	5%
21 2015/2016 2091 Afghanistan Security Forces Fund, Army		4,109,333	-170,000	3,939,333	458,374	3,939,228	3,361,813	577,415	105	100%

**FY 2016 Estimate of Cost of War for FY 2015 Appropriations
(Amounts in Thousands)
As of September 30, 2016**

APPROPRIATION Fiscal Year 2015 Accounts	Notes	Funds Appropriated 1/	Funds Transferred 4/	Funds Available	Obligations September 2016	Obligations CFI 2/ 3/	Disbursements CFI 3/	Unpaid Obligations	Unobligated Balance	Percent Obligated
21 2015/2017 2093 Joint Improvised Explosive Device Defeat Fund		444,464	20,000	464,464	13,594	427,923	319,177	108,746	36,541	92%
21 2015/2016 2097 Iraq Train and Equip Fund		1,618,000	0	1,618,000	118,425	1,617,981	1,445,547	172,434	19	100%
97 2015/2016 0105 Drug Interdiction & Counter Drug Activities, Defense		205,000	-141,134	63,866	0	0	0	0	63,866	0%
Sub-Total		53,064,452	550,471	53,614,923	881,390	51,593,996	35,909,793	15,684,203	2,020,927	96%
Non-War Funds	5/ 6/	12,373,710	0	12,373,710	0	0	0	0	12,373,710	0%
Operation Noble Eagle - Baseline Funds	2/	0	0	98,609	0	0	0	0	98,609	0%
Grand Total		65,438,162	550,471	66,087,242	881,390	51,593,996	35,909,793	15,684,203	14,493,246	78%

**FY 2016 Estimate of Cost of War for FY 2015 Appropriations
(Amounts in Thousands)
As of September 30, 2016**

FY 2015 Status of Funds Footnotes:

1/ Reflects funding provided in Public Law 113-164, the Continuing Appropriations Resolution, 2015.

2/ Obligations include **\$98,609** for Operation Noble Eagle (ONE) as a cost of war.

3/ CFI is Cumulative From Inception.

4/ Table 1 reflects funds transferred into/out of FY 2015 war funds. The appropriation transfer column totals may also include the results of internal reprogrammings within the cost of war funds.

5/ Table 2 reflects Non-War funds whose execution is not included in the DoD Cost of War Report.

6/ Table 3 discloses **\$921,601** in obligations related to the Readiness Section 9018 whose execution is not included in the DoD Cost of War Report

7/ Obligations that exceed funds available reflect cash flowing from baseline appropriations.

**FY 2016 Estimate of Cost of War for FY 2015 Appropriations
(Amounts in Thousands)
As of September 30, 2016**

Table 1 -- Reprogramming Actions into/out of Cost of War Funds										
Reprogramming Action:	1	2	3	4	5	6	7	8	9	
APPROPRIATION										
2015/2015 Military Personnel, Army					-235,000	25,000				
2015/2015 National Guard Personnel, Army	635	-367			20					
2015/2015 Operation and Maintenance, Army	103,023	109,446	15,603		-32,278	-444,799				
2015/2015 Operation and Maintenance, Army National Guard	75	-75								
2015/2017 Aircraft Procurement, Army						391,511				
2015/2017 Missile Procurement, Army								10,465	24,000	
2015/2017 Procurement of Ammunition, Army									27,137	
2015/2017 Other Procurement, Army		32,000			28,918	40,666				
2015/2016 Research, Development, Test, and Evaluation, Army						33,603				
2015/2015 Reserve Personnel, Navy	60	-60								
2015/2015 Operation and Maintenance, Navy	1,000				419,678	91,270				
2015/2016 Research, Development, Test, and Evaluation, Navy						1,200				
2015/2015 Military Personnel, Marine Corps	153	125			-51,862					
2015/2015 Operation and Maintenance, Marine Corps	22				-57,500					
2015/2015 Military Personnel, Air Force						4,094				
2015/2015 Reserve Personnel, Air Force	250	330								
2015/2015 National Guard Personnel, Air Force	65	-65								
2015/2015 Operation and Maintenance, Air Force	34,197	103,455	47,947		16,441	-36,588				
2015/2017 Aircraft Procurement, Air Force			-120,000			33,000				
2015/2017 Procurement of Ammunition, Air Force								89,829		
2015/2017 Missile Procurement, Air Force			190,000					55,169		
2015/2017 Other Procurement, Air Force		13,500	-70,000		-2,900	2,935				
2015/2016 Research, Development, Test and Eval, Air Force					650					
2015/2015 Operation and Maintenance, Defense-Wide	2,800	350,364		-1,880	1,200	-26,492				
2015/2016 Operation and Maintenance, Defense-Wide								-486,000	-24,000	
2015/2017 Procurement, Defense-Wide		2,190		1,880		48,165				53,400
2015/2016 Research, Development, Test and Eval, Defense		24,000								
2015/2016 Afghanistan Security Forces Fund, Army							-400,000	230,000		
2015/2017 Joint Improvised Explosive Device Defeat Fund										20,000
2015/2016 Drug Interdiction & Cntr Drug Activities					-16,000	-125,134				
Reprogramming Total	142,280	634,843	63,550	0	71,367	38,431	-400,000	-100,537	100,537	
Cumulative Reprogramming Total	142,280	777,123	840,673	840,673	912,040	950,471	550,471	449,934	550,471	

1. FY 15-01 IR, Drug Interdiction and Counter-Drug Activities, Defense, dated January 31, 2015
2. FY 15-09, LEAP UAS Initiative: FY 15-07 IR and FY 15-10 PA, Syria Train and Equip; FY 15-11 IR, Drug Interdiction and Counter-Drug Activities, Defense, dated April 30, 2015
3. FY 15-11 IR, Drug Interdiction and Counter-Drug Activities, Defense, FY 15-07 PA, Predator Hellfire Missiles, dated May 31, 2015
4. FY 15-14 IR, Classified Programs, Various Appropriations, dated June 29, 2015
5. FY 15-23 PA, OMNIBUS 2015 Prior Approval Request; FY 15-30 IR, Drug Interdiction and Counter-Drug Activities, Defense - PART II OCO : Various Appropriations, dated June 30, 2015 and August 6, 2015
6. FY 15-28 PA, Joint Urgent Operation Need (JUON); FY 15-24 PA, OMNIBUS 2015 Military Intelligence Programs; FY 15-36 IR, Counterterrorism Partnerships Fund Residuals - Syria Train and Equip; and Below Threshold Reprogramming, dated September 24, 2015; FY 15-23 PA (SEP), OMNIBUS 2015 Prior Approval Request - September Implementation, dated September 30, 2015
7. PL 114-113, Rescission to the Afghanistan Security Forces Fund (ASFF), per the Consolidated Appropriations Act of 2016, dated December 22, 2015
8. FY 16-22 PA Omnibus 2016 Request
9. FY 16-20 PA, Omnibus 2016, dated August 30, 2016; FY 16-22 PA Omnibus 2016 Request, dated August 30, 2016; FY 16-27 PA, Lethal Miniature Aerial Missile Systems (LMAMS), dated September 19, 2016

**FY 2016 Estimate of Cost of War for FY 2015 Appropriations
(Amounts in Thousands)
As of September 30, 2016**

Table 2 -- Non-War Programs or Programs Whose Execution Is Not Included in the DoD Cost of War Report					
Non-War/Not Reported on the DoD Cost of War Report	Fund Item Description	Military Personnel	Operation & Maintenance	Procurement	Total
21 2015/2015 2020 Operation and Maintenance, Army	Congressional transfer from Title II to Title IX		850,000		850,000
17 2015/2015 1804 Operation and Maintenance, Navy	Congressional transfer from Title II to Title IX		850,000	-	850,000
17 2015/2015 1106 Operation and Maintenance, Marine Corps	Congressional transfer from Title II to Title IX		350,000		350,000
57 2015/2015 3400 Operation and Maintenance, Air Force	Congressional transfer from Title II to Title IX		850,000		850,000
Operation and Maintenance, Subtotal			2,900,000	-	2,900,000
97 2015/2017 0350 National Guard and Reserve Equipment, Defense	Baseline Programs funded by Congress in OCO			1,200,000	1,200,000
Readiness Section 9018 (1)			1,000,000		1,000,000
European Reassurance Initiative					984,450
Counterterrorism Partnerships Fund					1,300,000
Non-DoD Classified					4,923,973
Medicare Eligible Retiree Healthcare Fund (MERHCF)		65,287			65,287
Non-War Programs Totals		65,287	3,900,000	1,200,000	12,373,710

(1) Obligations related to Readiness Section 9018 are disclosed in Table 3 below.

Table 3-- Readiness Section 9018 Obligations Not Included in the DoD Cost of War Report			
Operation and Maintenance	Budget Line Item Title	Budget Line Item	Total Obligations
21 2015/2015 2020 Operation and Maintenance, Army	Operating Forces	01	163,922
21 2015/2015 2020 Operation and Maintenance, Army	Training and Recruiting	03	26,714
21 2015/2015 2080 Operation and Maintenance, Army Reserve	Operating Forces	01	25,904
21 2015/2015 2065 Operation and Maintenance, Army Natl Guard	Operating Forces	01	59,357
17 2015/2015 1804 Operation and Maintenance, Navy	Operating Forces	01	312,776
17 2015/2015 1806 Operation and Maintenance, Navy Reserve	Operating Forces	01	11,619
17 2015/2015 1106 Operation and Maintenance, Marine Corps	Operating Forces	01	47,623
17 2015/2015 1107 Operation and Maintenance, USMC Reserve	Operating Forces	01	2,582
57 2015/2015 3400 Operation and Maintenance, Air Force	Operating Forces	01	214,607
57 2015/2015 3400 Operation and Maintenance, Air Force	Training and Recruiting	03	17,011
57 2015/2015 3740 Operation and Maintenance, Air Force Reserve	Operating Forces	01	39,486
Military Readiness Totals			921,601

FY 2016 Cost of War for FY 2014 Appropriations

**FY 2016 Estimate of Cost of War for FY 2014 Appropriations
(Amounts in Thousands)
As of September 30, 2016**

APPROPRIATION Fiscal Year 2014 Accounts	Notes	Funds Appropriated 1/	Funds Transferred 2/	Funds Available	Obligations September 2016	Obligations CFI 3/4	Disbursements CFI 4/	Unpaid Obligations	Unobligated Balance 5/	Percent Obligated
21 2014/2014 2010 Military Personnel, Army	5/	5,449,726	-213,000	5,236,726	0	5,256,264	5,256,264	0	-19,538	100%
21 2014/2014 2070 Reserve Personnel, Army		33,352	0	33,352	0	30,178	28,719	1,459	3,174	90%
21 2014/2014 2060 National Guard Personnel, Army		257,064	-42,239	214,825	0	207,289	206,017	1,272	7,536	96%
21 2014/2014 2020 Operation and Maintenance, Army		29,208,689	-1,829,055	27,379,634	15	23,483,199	12,214,666	11,268,533	3,896,435	86%
21 2014/2014 2080 Operation and Maintenance, Army Reserve		34,674	0	34,674	0	30,490	21,215	9,275	4,184	88%
21 2014/2014 2065 Operation and Maintenance, Army National Guard		130,471	-49,849	80,622	0	73,229	46,010	27,219	7,393	91%
21 2014/2016 2031 Aircraft Procurement, Army		669,000	-300,376	368,624	4,150	322,457	170,383	152,074	46,167	87%
21 2014/2016 2032 Missile Procurement, Army		128,645	14,697	143,342	522	143,328	60,364	82,964	14	100%
21 2014/2016 2034 Procurement of Ammunition, Army		190,900	0	190,900	491	190,802	128,505	62,297	98	100%
21 2014/2016 2035 Other Procurement, Army		653,902	436,499	1,090,401	10,855	1,081,137	882,750	198,387	9,264	99%
21 2014/2015 2040 Research, Development, Test, and Evaluation, Army		13,500	17,200	30,700	0	30,350	14,960	15,390	350	99%
17 2014/2014 1453 Military Personnel, Navy		558,344	-24,595	533,749	0	499,027	498,580	447	34,722	93%
17 2014/2014 1405 Reserve Personnel, Navy		20,238	0	20,238	0	20,142	19,680	462	96	100%
17 2014/2014 1804 Operation and Maintenance, Navy	5/	5,855,352	470,465	6,325,817	0	6,335,150	3,809,187	2,525,963	-9,333	100%
17 2014/2014 1806 Operation and Maintenance, Navy Reserve		55,700	0	55,700	0	51,057	37,228	13,829	4,643	92%
17 2014/2016 1506 Aircraft Procurement, Navy		211,176	31,345	242,521	12,440	241,036	188,751	52,285	1,485	99%
17 2014/2016 1507 Weapons Procurement, Navy		86,500	-4,595	81,905	0	78,259	49,840	28,419	3,646	96%
17 2014/2016 1508 Procurement of Ammunition, Navy and Marine Corps		169,362	412	169,774	357	168,955	102,872	66,083	819	100%
17 2014/2016 1810 Other Procurement, Navy		0	111,461	111,461	0	105,106	16,366	88,740	6,355	94%
17 2014/2014 1105 Military Personnel, Marine Corps		777,922	17,064	794,986	0	716,192	716,192	0	78,794	90%
17 2014/2014 1108 Reserve Personnel, Marine Corps		15,134	59	15,193	0	11,414	11,414	0	3,779	75%
17 2014/2014 1106 Operation and Maintenance, Marine Corps		2,668,990	-115,200	2,553,790	-2,440	1,912,860	1,802,455	110,405	640,930	75%
17 2014/2014 1107 Operation and Maintenance, Marine Corps Reserve		12,534	0	12,534	0	12,312	12,268	44	222	98%
17 2014/2016 1109 Procurement, Marine Corps		125,984	0	125,984	-82	123,284	103,900	19,384	2,700	98%
57 2014/2014 3500 Military Personnel, Air Force		832,862	-51,400	781,462	0	754,230	754,230	0	27,232	97%
57 2014/2014 3700 Reserve Personnel, Air Force		20,432	602	21,034	0	21,034	13,528	7,506	0	100%
57 2014/2014 3850 National Guard Personnel, Air Force		6,919	57	6,976	0	3,151	3,146	5	3,825	45%
57 2014/2014 3400 Operation and Maintenance, Air Force		9,960,642	92,111	10,052,753	-2,448	8,455,584	8,230,409	225,175	1,597,169	84%
57 2014/2014 3740 Operation and Maintenance, Air Force Reserve	5/	32,849	0	32,849	0	51,754	45,058	6,696	-18,905	158%
57 2014/2014 3840 Operation and Maintenance, Air National Guard		22,200	0	22,200	0	18,358	5,776	12,582	3,842	83%
57 2014/2016 3010 Aircraft Procurement, Air Force		188,868	122,000	310,868	14,268	300,734	147,166	153,568	10,134	97%
57 2014/2016 3020 Missile Procurement, Air Force		24,200	0	24,200	0	24,200	20,843	3,357	0	100%
57 2014/2016 3011 Procurement of Ammunition, Air Force		137,826	16,500	154,326	2,839	151,791	117,035	34,756	2,535	98%
57 2014/2016 3080 Other Procurement, Air Force		194,345	29,168	223,513	1,328	205,950	183,353	22,597	17,563	92%
57 2014/2015 3600 Research, Development, Test and Eval, Air Force		0	157,876	157,876	0	157,261	82,112	75,149	615	100%
97 2014/2014 0100 Operation and Maintenance, Defense-Wide		3,657,370	-57,880	3,599,490	-634	3,432,380	3,140,312	292,068	167,110	95%
97 2014/2015 0100 Operation and Maintenance, Defense-Wide		1,257,000	0	1,257,000	0	1,254,197	1,254,197	0	2,803	100%
97 2014/2014 0107 Office of the Inspector General, Defense	6/	10,766	0	10,766	-59	6,458	6,443	15	4,308	60%
97 2014/2014 0130 Defense Health Program, Defense, Operation and Maintenance		898,701	-155,600	743,101	-5,823	673,781	656,274	17,507	69,320	91%
97 2014/2016 0300 Procurement, Defense-Wide	5/	81,253	-5,000	76,253	677	83,494	66,058	17,436	-7,241	109%
97 2014/2015 0400 Research, Development, Test and Eval, Defense		12,000	0	12,000	0	11,999	10,941	1,058	1	100%
97 2014/XXXX 4930 Defense Working Capital Funds, Defense	6/	264,910	0	264,910	3,188	76,807	93,898	-17,091	188,103	29%

**FY 2016 Estimate of Cost of War for FY 2014 Appropriations
(Amounts in Thousands)
As of September 30, 2016**

APPROPRIATION Fiscal Year 2014 Accounts	Notes	Funds Appropriated 1/	Funds Transferred 2/	Funds Available	Obligations September 2016	Obligations CFI 3/4	Disbursements CFI 4/	Unpaid Obligations	Unobligated Balance 5/	Percent Obligated
21 2014/2015 2091 Afghanistan Security Forces Fund, Army		4,726,720	-764,380	3,962,340	5,052	3,947,423	3,778,546	168,877	14,917	100%
21 2014/2016 2093 Joint Improvised Explosive Device Defeat Fund		879,225	0	879,225	9,391	879,206	792,381	86,825	19	100%
21 2014/2015 2096 Afghanistan Infrastructure Fund, Army		199,000	-55,000	144,000	0	127,915	15,200	112,715	16,085	89%
97 2014/2015 0105 Drug Interdiction & Cntr Drug Activities, Defense		376,305	-332,040	44,265	0	0	0	0	44,265	0%
Sub-Total		71,111,552	-2,482,693	68,628,859	54,087	61,761,224	45,815,492	15,945,732	6,867,635	90%
Non-War Funds		14,055,760	0	14,055,760	0	0	0	0	0	0%
Operation Noble Eagle - Baseline Funds	3/	0	0	124,637	0	0	0	0	0	0%
Grand Total		85,167,312	-2,482,693	82,809,256	54,087	61,761,224	45,815,492	15,945,732	6,867,635	75%

**FY 2016 Estimate of Cost of War for FY 2014 Appropriations
(Amounts in Thousands)
As of September 30, 2016**

FY 2014 Status of Funds Footnotes:

1/ Reflects funding provided in Public Law 113-76, the Consolidated Appropriations Act, 2014.

2/ Table 1 reflects funds transferred into/out of FY 2014 war funds. The appropriation transfer column totals may also include the results of internal reprogrammings within the cost of war funds.

3/ Obligations include **\$124,637** for Operation Noble Eagle (ONE) as a cost of war.

4/ CFI is Cumulative From Inception.

5/ Obligations that exceed funds available reflect cash flowing from baseline appropriations.

6/ Disbursements that exceed obligations will be corrected in a subsequent period.

**FY 2016 Estimate of Cost of War for FY 2014 Appropriations
(Amounts in Thousands)
As of September 30, 2016**

Table 1 -- Reprogramming Actions into/out of Cost of War Funds

Reprogramming Action:	1	2	3	4	5	6	7	8	9	10	11
APPROPRIATION											
2014/2014 Military Personnel, Army				-213,000							
2014/2014 Reserve Personnel, Army	180	-180									
2014/2014 National Guard Personnel, Army	935		-174	-43,000							
2014/2014 Operation and Maintenance, Army	120,880	119,500			-2,069,435						
2014/2014 Operation and Maintenance, Army National Guard	295		-144	-50,000							
2014/2016 Aircraft Procurement, Army					131,404	-464,000					23,320
2014/2016 Missile Procurement, Army					15,426						-729
2014/2016 Other Procurement, Army	13,000	-13,000			445,399						
2014/2015 Research, Development, Test and Evaluation, Army					17,200						
2014/2014 Military Personnel, Navy				-24,595							
2014/2014 Operation and Maintenance, Navy	1,846		21,500	98,105	349,014						
2014/2016 Aircraft Procurement, Navy					31,345						
2014/2016 Weapons Procurement, Navy					-4,183						
2014/2016 Other Procurement, Navy					111,461						
2014/2014 Military Personnel, Marine Corps				17,064							
2014/2014 Reserve Personnel, Marine Corps	230	-183		12							
2014/2014 Operation and Maintenance, Marine Corps			-21,500	-93,700							
2014/2014 Military Personnel, Air Force					-51,400						
2014/2014 Reserve Personnel, Air Force	602										
2014/2014 National Guard Personnel, Air Force	126		-69								
2014/2014 Operation and Maintenance, Air Force	87,766	2,614			1,731						
2014/2016 Aircraft Procurement, Air Force					122,000						
2014/2016 Procurement of Ammunition, Air Force					16,500						
2014/2016 Other Procurement, Air Force	5,400	29,200	-5,432								
2014/2015 Research, Development, Test and Evaluation, Air Force	2,000		-2,000		157,876						
2014/2014 Operation and Maintenance, Defense-Wide	18,620	1,500	-500		-77,500						
2014/2014 Defense Health Program, Defense					-155,600						
2014/2016 Procurement, Defense-Wide				-5,000							
2014/2015 Afghanistan Security Forces Fund, Army						-764,380					
2014/2015 Afghanistan Infrastructure Fund, Army										-55,000	
2014/2015 Drug Interdiction & Cntr Drug Activities, Defense							-142,280	-118,393	-71,367		
Reprogramming Total	251,880	139,451	-8,319	-314,114	-958,762	-1,228,380	-142,280	-118,393	-71,367	-55,000	22,591
Cumulative Reprogramming Total	251,880	391,331	383,012	68,898	-889,864	-2,118,244	-2,260,524	-2,378,917	-2,450,284	-2,505,284	-2,482,693

1. FY14-02 IR, Various Appropriations, dated November 13, 2013.
2. FY14-13 IR, Various Appropriations, dated May 8, 2014.
3. FY14-27 IR, FY14-08 PA and BTR, Various Appropriations, dated July 31, 2014.
4. FY14-11 PA, Omnibus 2014 PA, Various Appropriations, dated August 31, 2014.
5. FY14-13 PA, FY14-14 PA, FY14-17 PA & BTR: Various Appropriations, dated September 30, 2014.
6. FY14 Title IX, Kiowa Warrior Program Termination; Recission - Program Adjustment, CH-47 Chinook Recission, dated December 16, 2014
7. FY15-01 IR, Drug Interdiction and Counter-Drug Activities, Defense, dated January 31, 2015.
8. FY15-11 IR, Drug Interdiction and Counter-Drug Activities, Defense, dated March 31, 2015.
9. FY 15-30 IR, Drug Interdiction and Counter-Drug Activities, Defense (PART II - \$-77,367K), dated August 6, 2015.
10. FY 15-07 LTR, Funds transferred to Department of State in accordance with section 1217 of Public Law 111-383, dated September 10, 2015.
11. FY 16-20 PA, April 2016 Military Intelligence Program (MIP) Prior Approval, dated September 2, 2016

Table 2 -- Non-War Programs or Programs Whose Execution Is Not Included in the DoD Cost of War Report

Non-War/Not Reported on the DoD Cost of War Report	Fund Item Description	Military Personnel	Operation & Maintenance	Procurement	Total
21 2014/2014 2020 Operation and Maintenance, Army	Congressional transfer from Title II to Title IX		3,144,816		3,144,816
17 2014/2014 1804 Operation and Maintenance, Navy	Congressional transfer from Title II to Title IX		2,609,848	-	2,609,848
17 2014/2014 1106 Operation and Maintenance, Marine Corps	Congressional transfer from Title II to Title IX		700,000		700,000
57 2014/2014 3400 Operation and Maintenance, Air Force	Congressional transfer from Title II to Title IX		2,782,200		2,782,200
Operation and Maintenance, Subtotal			9,236,864	-	9,236,864
97 2013/2015 0350 National Guard and Reserve Equipment, Defense	Baseline Programs funded by Congress in OCO			1,000,000	1,000,000
Non-DoD Classified					3,818,896
Non-War Programs Totals		-	9,236,864	1,000,000	14,055,760

Other Contingency Operations

Operation Juniper Micron
Operation Observant Compass

Operation JUNIPER MICRON (OJM)* (Support to France Military Operations in Mali)
Operation and Maintenance (O&M) Summary Execution by Operation, Component,
Appropriation and Cost Breakdown Structure (CBS)
Fiscal Year 2016
(Amounts in Thousands)
As of September 30, 2016

Component and Appropriation	FY 2016 Obligations Year to Date*	FY 2013-2016 Obligations Inception to Date
Grand Total	122,745	243,205
Army Total	435	2,586
Operation and Maintenance, Army		
1.2 Civilian Premium Pay	-	5
2.1 Temporary Duty (TDY)/Additional Duty (TAD)	325	1,712
2.3 Medical Support/Health Services	0	3
3.3 Other Supplies & Equipment	0	12
3.4 Facilities/Base Support	-3	5
3.7 Other Services and Miscellaneous Contracts	99	281
4.1 Airlift	14	567
4.6 Second Destination Transportation	0	1
Air Force Total	122,313	226,227
Operation and Maintenance, Air Force		
2.1 Temporary Duty (TDY)/Additional Duty (TAD)	2,244	14,140
2.3 Medical Support/Health Services	322	852
2.5 Other Personnel Support	-	47
3.2 Operations (OPTEMPO) (Fuel, Other POL, Parts)	23,055	66,931
3.3 Other Supplies & Equipment	11,715	18,262
3.4 Facilities/Base Support	1,652	2,691
3.6 (C4I)	471	583
3.7 Other Services and Miscellaneous Contracts	5,157	16,350
4.1 Airlift	75,422	97,738
4.5 Other Transportation	2,275	8,633

Navy Total	0	8,762
Operation and Maintenance, Navy 3.2 Operations (OPTEMPO) (Fuel, Other POL, Parts)	0	8,762
USSOCOM Total	-3	5,630
Operation and Maintenance, Defense-wide 2.1 Temporary Duty (TDY)/Additional Duty (TAD) 2.2 Clothing and Other Personnel Equipment & Supplies 3.3 Other Supplies & Equipment 3.6 (C4I) 4.1 Airlift	-3 - - - -	130 2 6 4,392 1,100
<p>* This report is provided to meet the intent for reporting unbudgeted DoD operations per section 8092, Public Law 113-76. The Secretary of Defense has not designated this operation as a section 127a of title 10, United States Code, contingency operation but for the reporting purposes applies the criteria for reporting the incremental costs of operations that are projected exceed \$50 million. On April 24, 2015, the President authorized the continued provision of defense services to France in support of its efforts to secure Mali, Niger, and Chad from terrorist and violent extremist using \$35 million of drawdown authority under section 506(a)(1). The total drawdown authority provided for this effort is \$95 million (FY 2013 - \$50 million, FY 2014 - \$10 million, and FY 2015 - \$35 million)</p>		

Operation OBSERVANT COMPASS (OOC)* (Counter Lords Resistance Army)
Operation and Maintenance (O&M) Summary Execution by Operation, Component,
Appropriation and Cost Breakdown Structure (CBS)
Fiscal Year 2016
(Amounts in Thousands)
As of September 30, 2016

Component and Appropriation	FY 2016 Obligations Year to Date**	FY 2012 -2016 Obligations Inception to Date**
Component Total	-5,346	397,707
Army Total	-6,394	276,694
Operation and Maintenance, Army		
2.1 Temporary Duty (TDY)/Additional Duty (TAD)	-148	366
2.3 Medical Support/Health Services	-174	305
2.5 Other Personnel Support	-29,093	27,459
3.2 Operations (OPTEMPO) (Fuel, Other POL, Parts)	-323	1,014
3.3 Other Supplies & Equipment	-261	2,816
3.4 Facilities/Base Support	-39	387
3.5 Contractor Logistic Support	111	9,850
3.6 (C4I)	-100	127
3.7 Other Services and Miscellaneous Contracts	61	49,483
4.4 Port Handling/Inland Transportation	23,572	184,784
4.5 Other Transportation	0	103
USSOCOM Total	1,048	119,247
Operation and Maintenance, Defense-wide		
2.1 Temporary Duty (TDY)/Additional Duty (TAD)	2,910	17,162
2.3 Medical Support/Health Services	0	167
3.2 Operations (OPTEMPO) (Fuel, Other POL, Parts)	0	3,471
3.3 Other Supplies & Equipment	797	12,509
3.4 Facilities/Base Support	0	345
3.7 Other Services and Miscellaneous Contracts	-2,242	72,844
4.1 Airlift	-417	12,359
4.5 Other Transportation	0	390

USTRANSCOM Total	0	1,766
Defense Working Capital Funds, Defense 4.1 Airlift	0	1,766

* This report is provided to meet the intent for reporting unbudgeted DoD operations per section 8092, Public Law 113-76. The Secretary of Defense has not designated this operation as a section 127a of title 10, United States Code, contingency operation but for the reporting purposes applies the criteria for reporting the incremental costs of operations that are projected exceed \$50 million.

** The FY 2016 excludes \$30 million provided Title IX OCO as provided in P.L. 114-113 from Operation and Maintenance, Defense-Wide and \$40 million made available per section 1208, as provided in the FY 2014 NDAA, P.L. 113-66 for a total projected amount of \$70 million. The FY 2015 excludes \$30 million provided Title IX OCO as provided in P.L. 113-235 from Operation and Maintenance, Defense-Wide and \$50 million currently available per section 1208, as provided in the FY 2014 NDAA, P.L. 113-66 for a total projected amount of \$80 million. The FY 2014 obligations excludes \$30 million for Intelligence, Surveillance, and Reconnaissance (ISR) funds provided in Title IX Overseas Contingency Operations (OCO) and \$24 million in section 1206, as provided in P.L. 113-76 for a total of \$54 million.