

COST OF WAR Through August 31, 2016

TOTAL COST

Since September 11, 2001, DoD has obligated **\$1,427.1 billion** for war-related costs:

BREAKDOWN BY OPERATION since September 11, 2001

The **\$1,427.1 billion** breakdown by operation is:

	% of Total
Current Contingencies (\$108.3 billion):	
• Operation FREEDOM'S SENTINEL (OFS):	\$69.5 billion (5%)
• Operation INHERENT RESOLVE (OIR):	\$11.2 billion (1%)
• Operation NOBLE EAGLE (ONE):	\$27.6 billion (2%)
Prior Year Contingencies (\$1,318.8 billion):	
• Operation IRAQI FREEDOM (OIF)/NEW DAWN (OND):	\$732.1 billion (51%)
• Operation ENDURING FREEDOM (OEF):	\$586.7 billion (41%)

AVERAGE MONTHLY SPENDING

• The <u>average monthly spending</u> for <u>all</u> Operations:	\$3.4 billion (during FY 2016)
• The average monthly spending for OFS :	\$3.4 billion (77%)
• The average monthly spending for OIR :	\$0.5 billion (13%)
• The average monthly spending for OIF/OND :	\$-0.1 billion (<-2%)*
• The average monthly spending for OEF :	\$-0.4 billion (12%)
• The average monthly spending for ONE :	\$<0.1 billion (<1%)

* The negative average monthly spending amounts result from normal deobligations and adjustments made within the fiscal year to properly align costs to the appropriate contingency operation.

TALKING POINTS

- Operation FREEDOM'S SENTINEL, which began on January 1, 2015, continues the train, advise, and assist mission of the Afghanistan National Defense and Security Forces (ANDSF) at the corps and Ministry of Defense level, as well as with the Ministry of the Interior. The focus is on those processes associated with financial management, human resource management, force sustainment (logistics), and command and control. There also remains a significant effort to further integrate aviation and intelligence into the operations of the ANDSF.
 - As of the end of August 2016, the Department of Defense (DoD) has approximately 9,700 military personnel in Afghanistan in accordance with the President's guidance to maintain a force management level of no more than 9,800 through December 31, 2016. (Note: The Bilateral Security Agreement does not dictate a specific U.S. troop level; instead, the President based this level on recommendations from his commanders and advisors.)
 - Additionally, about 4,500 North Atlantic Treaty Organization (NATO) troops and 1,700 troops from non-NATO coalition nations remain in Afghanistan after the international combat mission formally ended on December 31, 2014, to conduct the NATO-led Resolute Support (RS) mission to train, advise and assist the ANDSF.
- Operation INHERENT RESOLVE began in August 2014, as a military air power intervention in Iraq and Syria in response to the threat posed by the Islamic State of Iraq and the Levant (ISIL) in the region. It currently focuses on providing equipment and supplies to the Iraqi Security Forces to include the Peshmerga, and vetted Syrian opposition forces. As of the end of August 2016, the DoD has approximately 3,500 military personnel in Iraq and the Levant supporting OIR.

WHAT IS THE MONEY BEING SPENT ON?

- War-related operational costs, such as operational tempo, training, overseas facilities and base support, equipment maintenance, and communications; replacement of combat losses and enhancements;
- Support for deployed troops, which includes food, clothing, and health/medical services, special pay and benefits for troops in the field; and
- Transportation of personnel and equipment (e.g., airlift and sealift into and out of the theater of operations; and support payments for the ANDSF and coalition partners).

Cost of War Update as of August 31, 2016

Cost Estimate for Report

**The cost to the Department of Defense to prepare and assemble this report
is approximately \$181,000 for FY 2016.**

Reference ID: 9-F4BED9

Department of Defense Cost of War as of August 31, 2016

(Dollars in Billions)

By Operation	Total FY 2015	August 2016	FY 2016		Total Since 9/11
			Cumulative 2016	Monthly Avg.	
IRAQI FREEDOM (OIF)/NEW DAWN (OND)⁽¹⁾/Post-OND Iraq Activities	0.9	<0.1	-0.8	-0.1	732.1
INHERENT RESOLVE (OIR)	5.8	0.4	5.1	0.5	11.2
Subtotal OIF/OND/OIR	6.7	0.4	4.3	0.4	743.3
ENDURING FREEDOM (OEF) ^(2,3)	14.2	-0.1	-3.9	-0.4	586.7
FREEDOM'S SENTINEL (OFS) ^(2,3)	32.5	2.6	37.1	3.4	69.5
Subtotal OEF/OFS	46.7	2.5	33.2	3.0	656.2
NOBLE EAGLE (ONE)	0.1	<0.1	<0.1	<0.1	27.6
TOTAL	53.5	3.0	37.5	3.4	1,427.1

(1) In the Cumulative 2016 column, the Army transferred \$1.7 billion in prior year obligations from OND to OEF to properly align the costs to the appropriate contingency operation for the Joint Improvised Explosive Device Defeat Fund (FY 2013 - \$0.5 billion and FY 2012 - \$1.2 billion). This includes downward adjustments for various fiscal years and appropriations (FY 2009 to 2016: \$0.2 billion).

(2) On January 1, 2015, Operation ENDURING FREEDOM transitioned to Operation FREEDOM'S SENTINEL.

(3) In the Cumulative 2016 column, the Air Force reallocated several costs resulting in: \$1.4 billion in Operation and Maintenance, Air Force (O&M, AF) moving from OEF to OND and \$0.7 billion in O&M, AF moving from OEF to OFS.

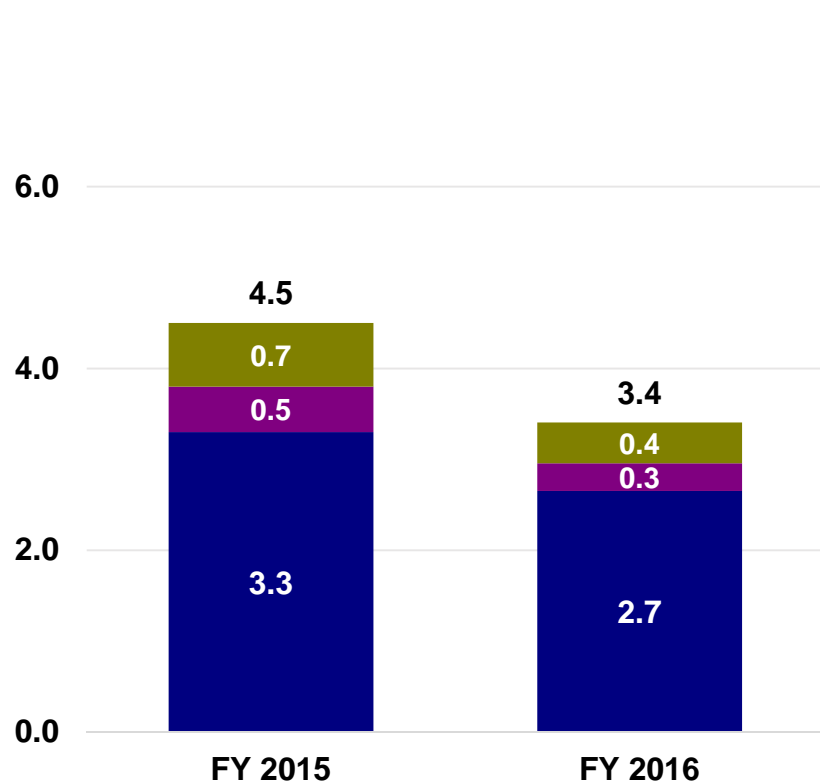
Source: Defense Finance and Accounting Service, Cost of War Monthly Report
Data as of August 31, 2016

Totals may not add due to rounding

FY 2016 Obligations for Contingency Operations Comparison of OIF/OND/OIR/OEF/OFS “Average Monthly Spending” — All Years

(Dollars in Billions)

FY 2016 Average Obligations



Security Forces and Coalition Support

The average obligations are lower due to two pending quarterly reimbursements to Pakistan. These reimbursements are expected to be processed in the first quarter of FY 2017. The average monthly spending was also lower for the Afghan Security Forces Fund, as significant vehicle purchases are scheduled to obligate in September of FY 2016.

Investment

The average obligations are lower than the FY 2015 average due to less spending in joint counter IED, reset, munition, vehicle, and communication and electronic equipment procurement accounts, as contracts are awarded later in the fiscal year or early in the following fiscal year.

Operations

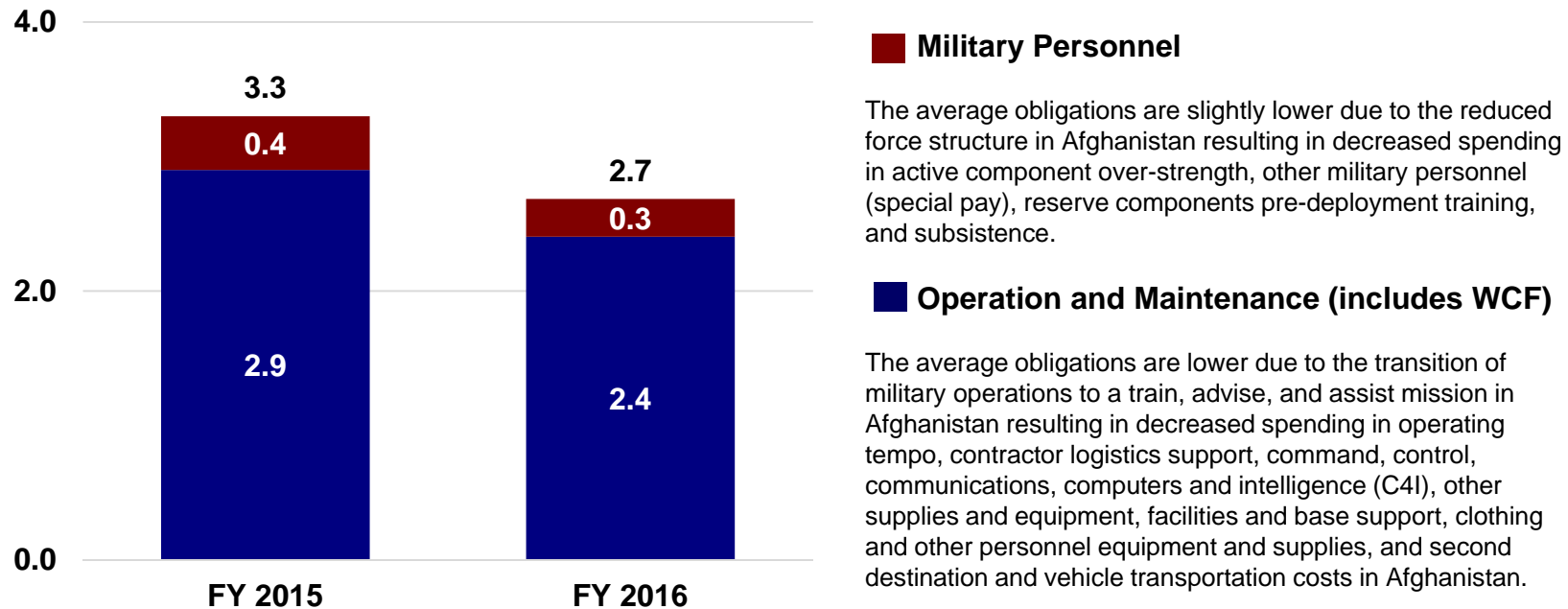
The average obligations are lower due the reduced force structure in Afghanistan and the related decreased spending in active component overstrength, other military personnel (special pay), reserve components pre-deployment training, subsistence, operating tempo, contractor logistics support, command, control, communications, computers and intelligence (C4I), other supplies and equipment, facilities and base support, clothing and other personnel equipment and supplies, and second destination and vehicle transportation costs in Afghanistan.

FY 2016 average monthly spending through August is \$3.4 billion, below the FY 2015 average \$4.5 billion.

*Note: Obligation data does not include non-DoD classified programs and less than \$<0.1 billion from base funded Operation NOBLE EAGLE (ONE)
Source: Defense Finance and Accounting Service, Cost of War Monthly Report
Data as of August 31, 2016*

FY 2016 Obligations for Military Operations Comparison of OIF/OND/OIR/OEF/OFS “Average Monthly Spending” — All Years (Dollars in Billions)

FY 2016 Average Obligations



FY 2016 average monthly spending through August is \$2.7 billion, constant to July’s average reporting of \$2.7 billion.

Totals may not add due to rounding

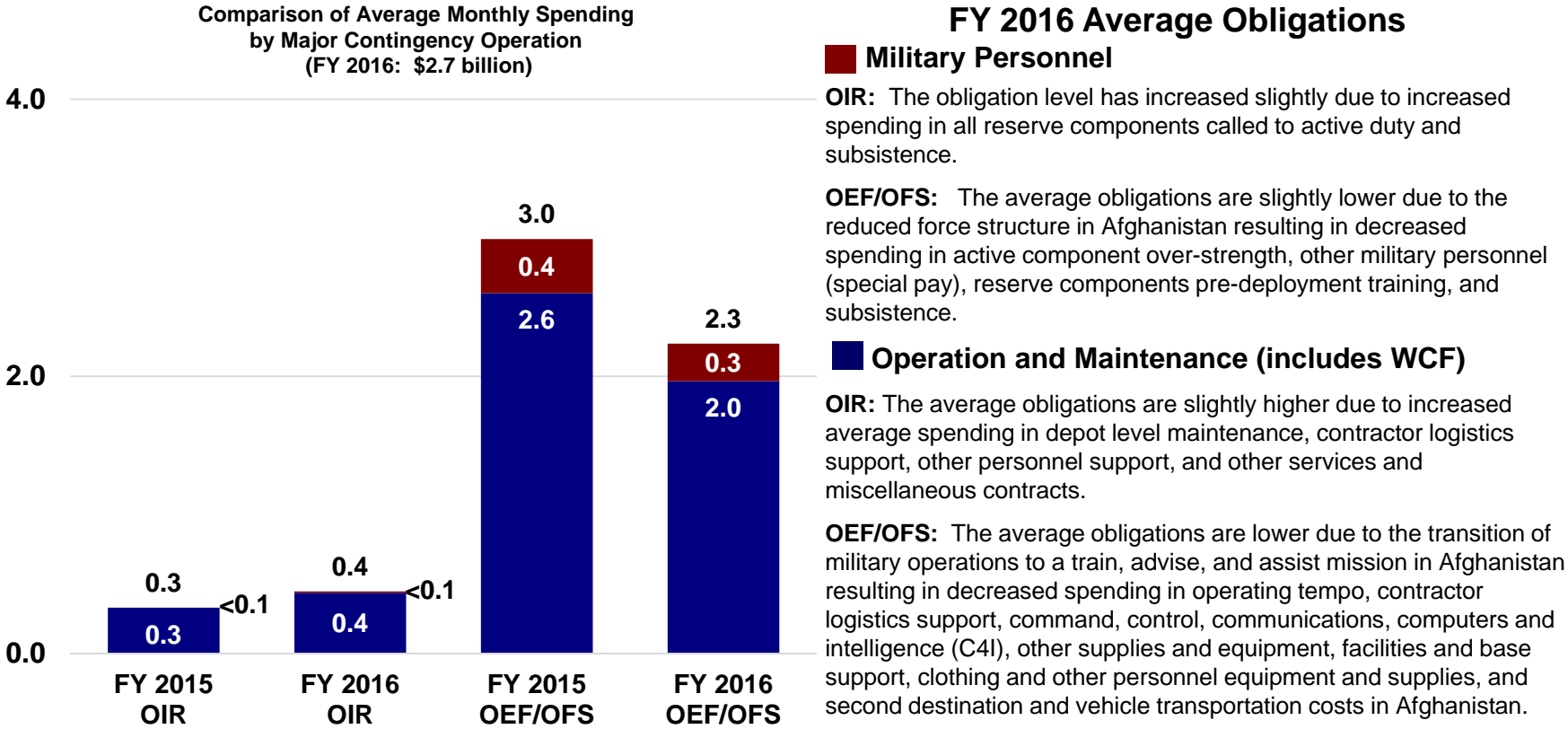
*Note: Obligation data does not include non-DoD classified programs and less than \$<0.1 billion from base funded Operation NOBLE EAGLE (ONE)
Source: Defense Finance and Accounting Service, Cost of War Monthly Report
Data as of August 31, 2016*

FY 2016 Obligations for Military Operations

Comparison of OIF/OND/OIR/OEF/OFS

“Average Monthly Spending” — All Years

(Dollars in Billions)



The FY 2016 average monthly OIR spending is slightly higher than the FY 2015 average, while the OEF/OFS has an inverse spending trend of lower average monthly spending when compared to FY 2015.

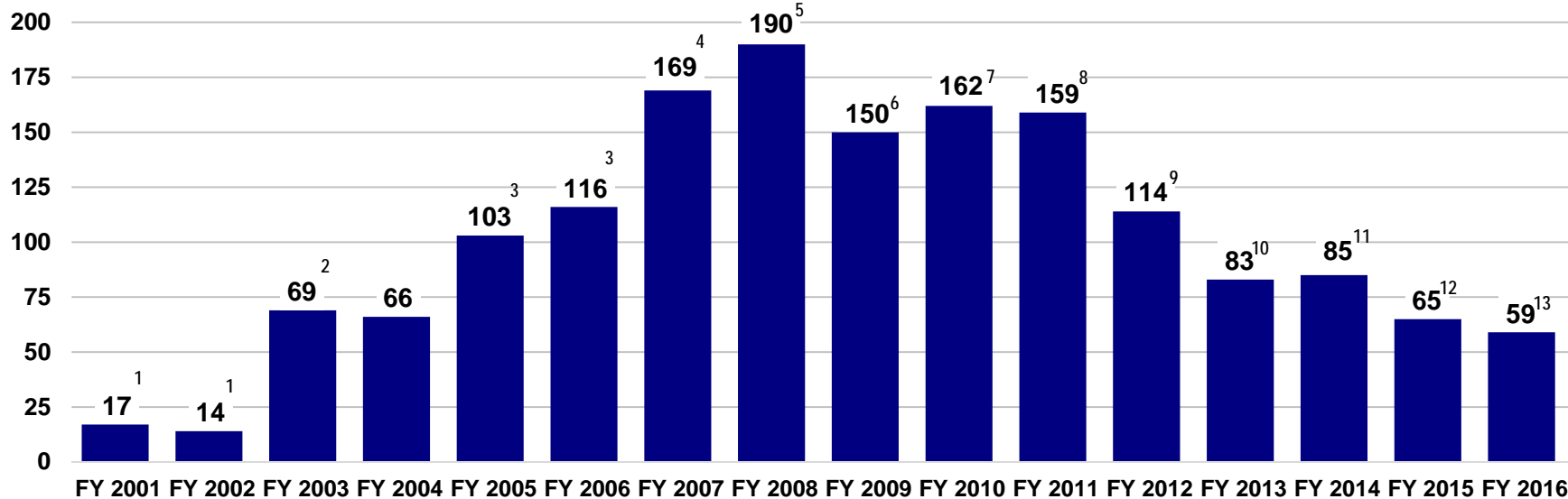
Totals may not add due to rounding

Note: Obligation data does not include non-DoD classified programs and less than \$<0.1 billion from base funded Operation NOBLE EAGLE (ONE)
Source: Defense Finance and Accounting Service, Cost of War Monthly Report.
Data as of August 31, 2016

Cost of War Backup Detail

Funding Appropriated through War-related Requests FY 2001 – FY 2016 (\$1,621B)

(Dollars in Billions)



- 1/ FY 2001 includes \$3.5B of funds appropriated in the FY 2002 Supplemental (PL 107-117) as that is the year where the obligations were incurred. Authorization for the obligation of these funds was provided in the FY 2001 Supplemental (PL 107-38), which provided \$40B to OMB's Emergency Response Program for response to the 9/11 terrorist attacks on the United States
- 2/ FY 2003 reflects a rescission of \$3.5B of Iraq Freedom Funds enacted in the FY 2004 DoD Appropriations Act (PL 108-87)
- 3/ FY 2005 reflects \$25B appropriated in FY 2004 for FY 2005 war-related costs (Title IX Bridge) (PL 108-287); reflects \$3B appropriated in PLs 108-324, 109-61, and 109-62 for Hurricane Disaster Relief
- 4/ FY 2007 includes \$3B appropriated in GWOT Emergency Supplemental (PL 110-28) for BRAC
- 5/ FY 2008 includes \$16.8B appropriated for the Mine Resistant Ambush Protected Transfer Fund (PL 110-92 (\$5.2B)) and (PL 110-116 (\$11.6B)); also includes \$0.143B rescission enacted in the FY 2009 Supplemental but applicable to the FY 2008 OCO; does not reflect the \$3B rescission in PL 110-252 section 8003 applied to baseline programs
- 6/ FY 2009 does not reflect \$4.5B of rescissions enacted in the FY 2009 Supplemental that were applied to the Department's baseline programs; however, FY 2009 reflects \$0.1B of rescissions enacted in PL 113-6 (see note 10)
- 7/ FY 2010 reflects \$0.5B of rescissions enacted in the FY 2010 Supplemental, Education, Jobs, & Medicaid Assistance (PL 111-226), that were applied to the Department's FY 2010 OCO amounts; also, FY 2010 reflects \$0.6B of rescissions enacted in PL 112-74 (see note 9)
- 8/ FY 2011 reflects the FY 2011 Department of Defense and Full Year Continuing Appropriations Act (PL 112-10); also, FY 2011 reflects \$0.2B of rescissions enacted in PL 113-6 (see note 10) and \$0.1B of FY 2013 sequestered amount
- 9/ FY 2012 reflects the \$116B appropriated in the FY 2012 Consolidated Appropriations Act (PL 112-74) and does not reflect the \$0.6B of rescissions enacted in PL 112-74 that were applied to the Department's FY 2010 OCO programs; however, FY 2012 reflects \$1.7B of rescissions enacted in PL 113-6 (see note 10) and \$0.5B of FY 2013 sequestered amount
- 10/ FY 2013 reflects the Consolidated and Further Continuing Appropriations Act (PL 113-6) and does not reflect the \$0.1B, \$0.2B, and \$1.7B of rescissions enacted in PL 113-6 that were applied to the Department's FYs 2009, 2011, and 2012 OCO programs, respectively; however, FY 2013 reflects \$5.5B of FY 2013 sequestered amount
- 11/ FY 2014 reflects the Consolidated Appropriations Act (PL 113-76) and does not reflect the \$0.1B of rescissions enacted in PL 113-76 that were applied to the Department's FYs 2009 (\$0.05B) and 2013 (\$0.09B) in OCO programs, respectively
- 12/ FY 2015 reflects the Consolidated and Further Continuing Appropriations Act (PL 113-235) and does not reflect the \$1.2B of rescissions enacted in PL 113-235 that were applied to the Department's FYs 2014 (\$1.2B) and FY 2013 (\$0.007B) in OCO programs, respectively. Excludes Ebola emergency supplemental funds received in Title X for \$112 million
- 13/ FY 2016 reflects the Consolidated Appropriations Act, 2016 (PL 114-113) and does not reflect the \$0.4 of recessions enacted in PL 114-113 that were applied to FY 2015 Afghanistan Security Forces Fund

Note: Includes funding for OIF/OND/OIR, OEF/OFS, and ONE. Beginning in FY 2005, ONE is funded in the DoD baseline.

Totals may not add due to rounding

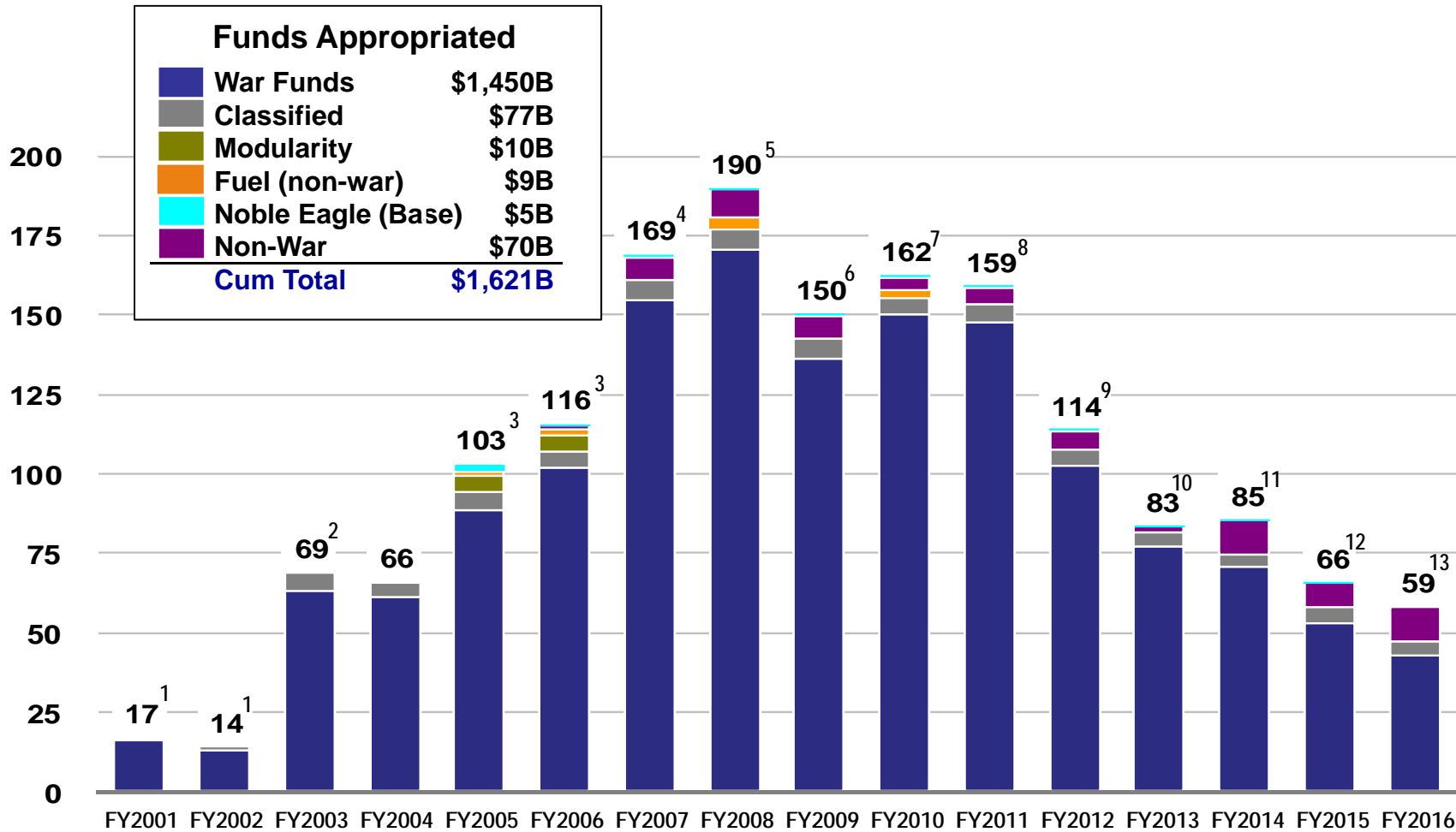
Source: Department of Defense Appropriations Acts

Data as of August 31, 2016

Funding Appropriated through War-related Requests

FY 2001 – FY 2016 (\$1,621B)

(Dollars in Billions)



Explanations for footnotes 1-13 are provided on Slide 14

Note: Includes funding for OIF/OND/OIR, OEF/OFS, and ONE. Beginning in FY 2005, ONE is funded in the DoD baseline.

Source: Department of Defense Appropriations Acts

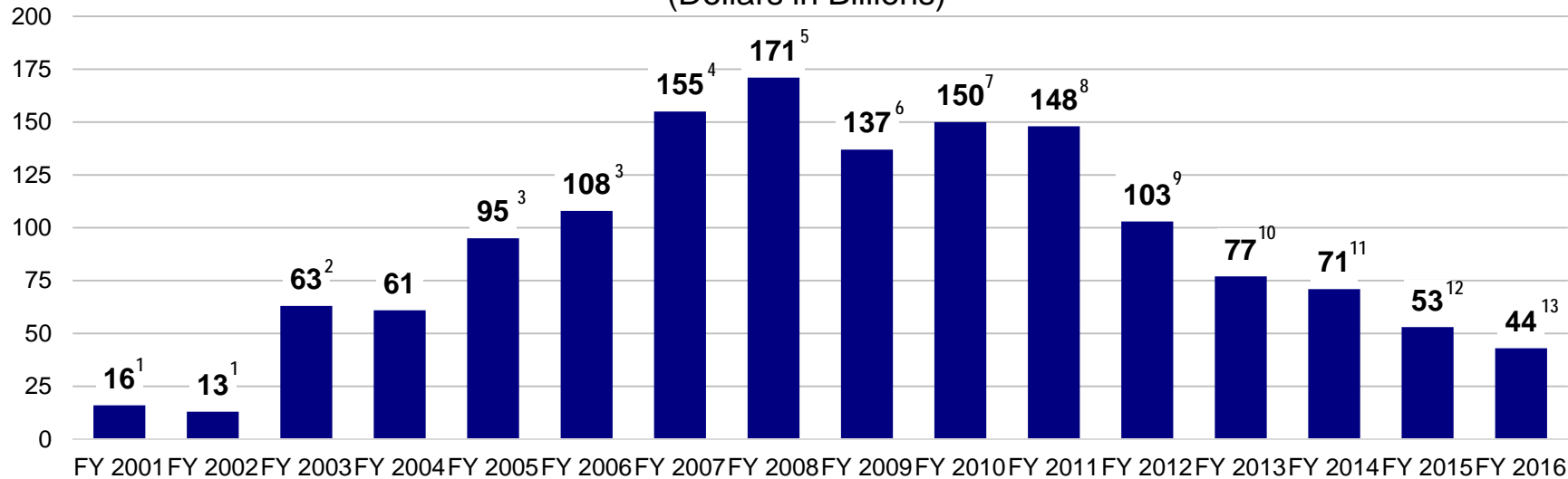
Data as of August 31, 2016

Totals may not add due to rounding

Funding Appropriated through War-related Requests FY 2001 – FY 2016 (\$1,464B)

Excludes Non-DoD Classified and Non-War Costs (\$157B)

(Dollars in Billions)



- 1/ FY 2001 includes \$3.5B of funds appropriated in the FY 2002 Supplemental (PL 107-117) as that is the year where the obligations were incurred. Authorization for the obligation of these funds was provided in the FY 2001 Supplemental (PL 107-38), which provided \$40B to OMB's Emergency Response Program for response to the 9/11 terrorist attacks on the United States
- 2/ FY 2003 reflects a rescission of \$3.5B of Iraq Freedom Funds enacted in the FY 2004 DoD Appropriations Act (PL 108-87)
- 3/ FY 2005 reflects \$25B appropriated in FY 2004 for FY 2005 war-related costs (Title IX Bridge) (PL 108-287); reflects \$3B appropriated in PLs 108-324, 109-61, and 109-62 for Hurricane Disaster Relief
- 4/ FY 2007 includes \$3B appropriated in GWOT Emergency Supplemental (PL 110-28) for BRAC
- 5/ FY 2008 includes \$16.8B appropriated for the Mine Resistant Ambush Protected Transfer Fund (PL 110-92 (\$5.2B)) and (PL 110-116 (\$11.6B)); also includes \$0.143B rescission enacted in the FY 2009 Supplemental but applicable to the FY 2008 OCO; does not reflect the \$3B rescission in PL 110-252 section 8003 applied to baseline programs
- 6/ FY 2009 does not reflect \$4.5B of rescissions enacted in the FY 2009 Supplemental that were applied to the Department's baseline programs; however, FY 2009 reflects \$0.1B of rescissions enacted in PL 113-6 (see note 10)
- 7/ FY 2010 reflects \$0.5B of rescissions enacted in the FY 2010 Supplemental, Education, Jobs, & Medicaid Assistance (PL 111-226), that were applied to the Department's FY 2010 OCO amounts; also, FY 2010 reflects \$0.6B of rescissions enacted in PL 112-74 (see note 9)
- 8/ FY 2011 reflects the FY 2011 Department of Defense and Full Year Continuing Appropriations Act (PL 112-10); also, FY 2011 reflects \$0.2B of rescissions enacted in PL 113-6 (see note 10) and \$0.1B of FY 2013 sequestered amount
- 9/ FY 2012 reflects the \$116B appropriated in the FY 2012 Consolidated Appropriations Act (PL 112-74) and does not reflect the \$0.6B of rescissions enacted in PL 112-74 that were applied to the Department's FY 2010 OCO programs; however, FY 2012 reflects \$1.7B of rescissions enacted in PL 113-6 (see note 10) and \$0.5B of FY 2013 sequestered amount
- 10/ FY 2013 reflects the Consolidated and Further Continuing Appropriations Act (PL 113-6) and does not reflect the \$0.1B, \$0.2B, and \$1.7B of rescissions enacted in PL 113-6 that were applied to the Department's FYs 2009, 2011, and 2012 OCO programs, respectively; however, FY 2013 reflects \$5.5B of FY 2013 sequestered amount
- 11/ FY 2014 reflects the Consolidated Appropriations Act (PL 113-76) and does not reflect the \$0.1B of rescissions enacted in PL 113-76 that were applied to the Department's FYs 2009 (\$0.05B) and 2013 (\$0.09B) in OCO programs, respectively
- 12/ FY 2015 reflects the Consolidated and Further Continuing Appropriations Act (PL 113-235) and does not reflect the \$1.2B of rescissions enacted in PL 113-235 that were applied to the Department's FYs 2014 (\$1.2B) and FY 2013 (\$0.007B) in OCO programs, respectively. Excludes Ebola emergency supplemental funds received in Title X for \$112 million
- 13/ FY 2016 reflects the Consolidated Appropriations Act, 2016 (PL 114-113) and does not reflect the \$0.4 of recessions enacted in PL 114-113 that were applied to FY 2015 Afghanistan Security Forces Fund

Note: Includes funding for OIF/OND/OIR, OEF/OFS, and ONE. Beginning in FY 2005, ONE is funded in the DoD baseline.

Totals may not add due to rounding

Source: Department of Defense Appropriations Acts

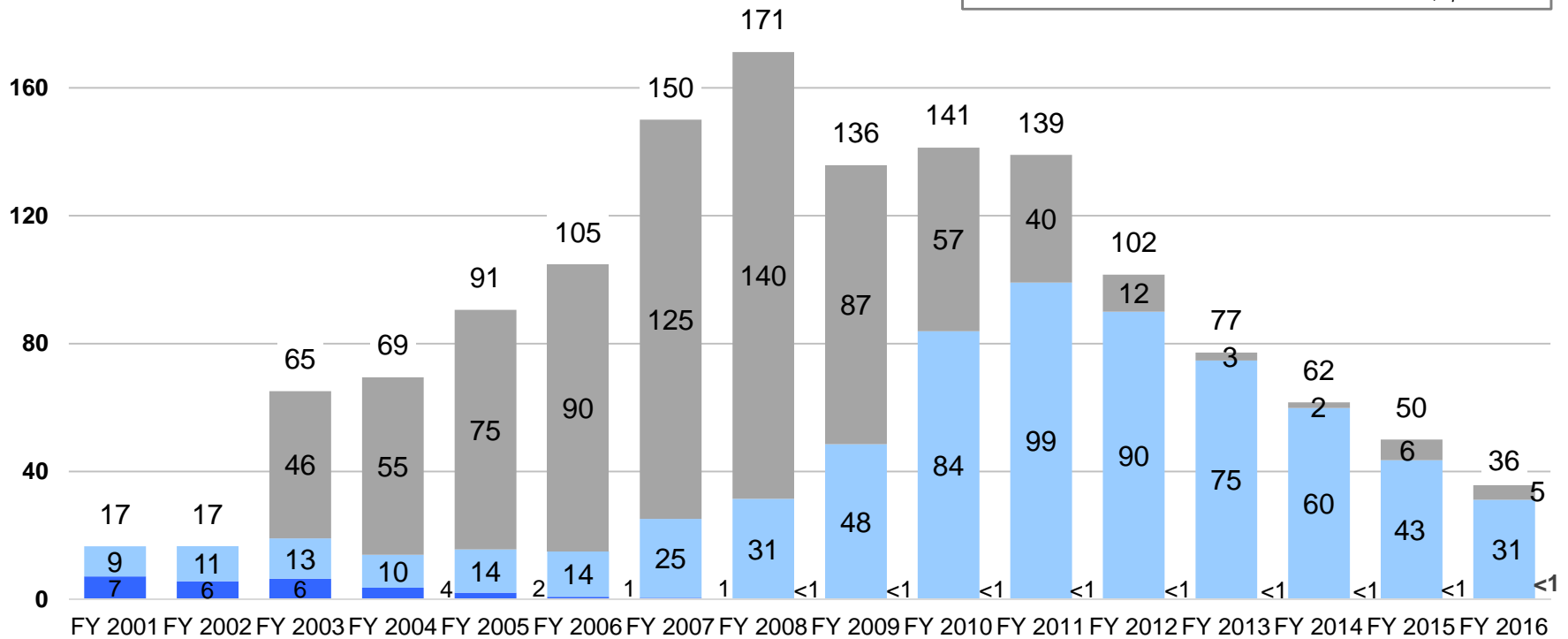
Data as of August 31, 2016

Department of Defense Cost of War

Total War-related Obligations by Year Appropriated

(Dollars in Billions)

War-related Obligations	
Iraq (OIF/OND/Post-OND Iraq Activities)/(OIR)	\$743 B
Afghanistan (OEF)/(OFS)	\$656B
Noble Eagle	\$28 B
Total	\$1,427 B



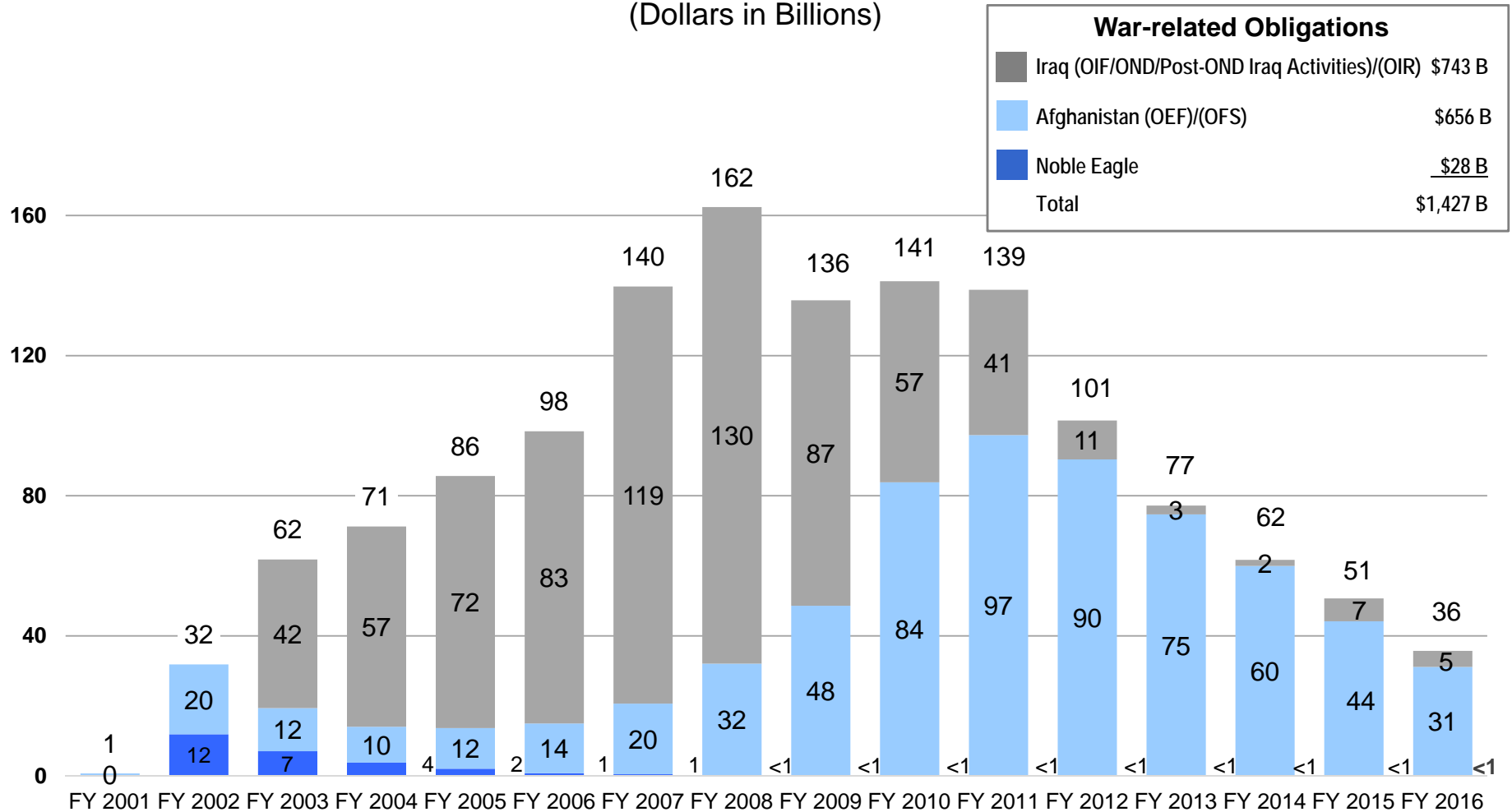
Note: Obligation data shown against year funds obligated. Does not include non-DoD classified programs.
 Source: Defense Finance and Accounting Service, Cost of War Monthly Report
 Data as of August 31, 2016

Totals may not add due to rounding

Department of Defense Cost of War

Total War-related Obligations by Year Incurred

(Dollars in Billions)



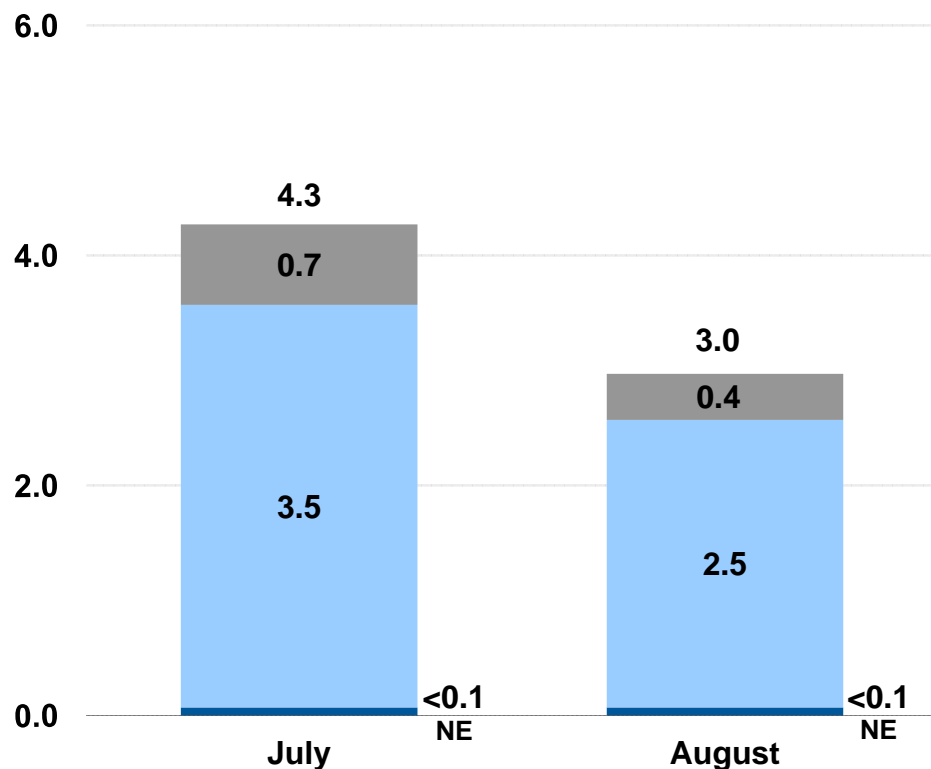
Note: Obligation data shown against year funds obligated. Does not include non-DoD classified programs.
 Source: Defense Finance and Accounting Service, Cost of War Monthly Report
 Data as of August 31, 2016

Totals may not add due to rounding

FY 2016 Obligations for Contingency Operations Reported July to August 2016 All Appropriations, All Years

(Dollars in Billions)

	<u>July</u>	<u>August</u>	<u>Delta</u>
■ Iraq/Post Iraq ⁽¹⁾	\$0.7B	\$0.4B	\$-0.3B
■ Afghanistan ⁽²⁾	\$3.5B	\$2.5B	\$-1.0B
■ Noble Eagle (NE)	\$<0.1B	\$<0.1B	\$<-0.1B
Total Cost	\$4.3B	\$3.0B	\$-1.3B



Major changes from July to August 2016 are:

- **Iraq/Post Iraq \$-0.3B:**
 - \$+0.0B in personnel and personnel support costs reflect a slight increase in obligations from July to August.
 - \$-0.3B in operations costs reflect decreases in operating tempo, training, airlift, depot level maintenance, and facilities and base support.
 - \$<-0.0B in investment costs reflect a slight decrease in obligations from July to August.
 - \$-0.0B in coalition support costs reflect a slight decrease in obligations from July to August.
- **Afghanistan \$-1.0B:**
 - \$+0.0B in personnel and personnel support costs reflect a slight increase in obligations from July to August.
 - \$-1.2B in operations costs reflect decreases in operating tempo, contractor logistics support, command, control, communications, computers and intelligence (C4I), other services and miscellaneous contracts, other supplies and equipment, facilities and base support, intermediate and depot level maintenance, airlift, and second destination transportation costs.
 - \$+0.0B in investment costs reflect a slight increase in obligations from July to August.
 - \$+0.2B in coalition support costs reflect increases in Afghanistan Security Forces Fund defense force sustainment and interior forces equipment.

(1) Obligation data includes OND/Post-OND Iraq Activities/OIR

(2) Obligations data includes OEF/OFS

Note: Obligation data does not include non-DoD classified programs.

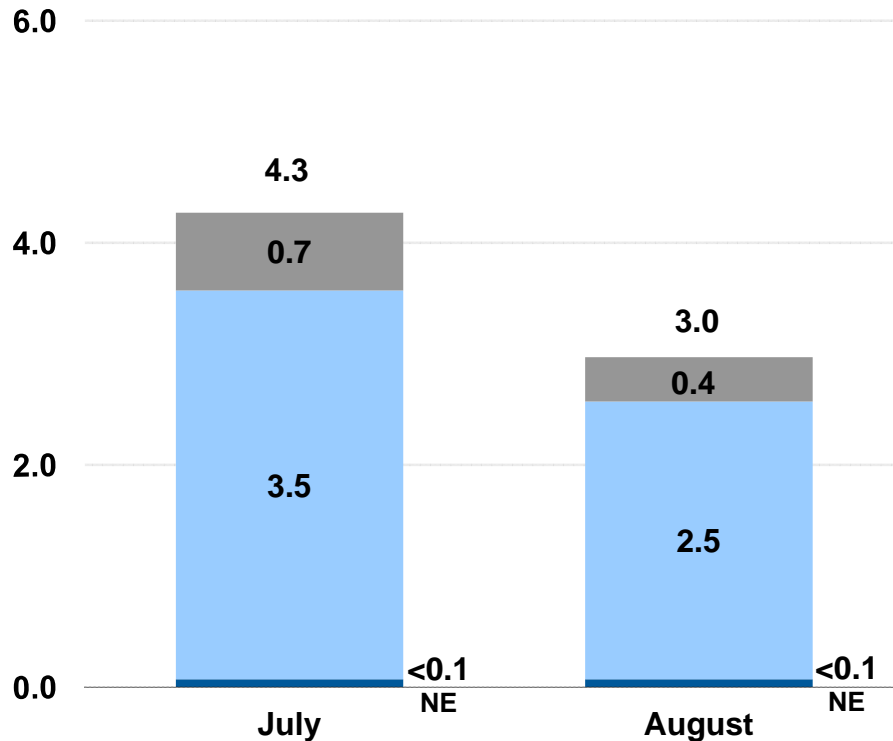
Source: Defense Finance and Accounting Service, Cost of War Monthly Report- Data as of August 31, 2016

Totals may not add due to rounding

FY 2016 Obligations for Contingency Operations Reported July to August 2016 FY 2016 Amounts Only

(Dollars in Billions)

	<u>July</u>	<u>August</u>	<u>Delta</u>
■ Iraq/Post Iraq ⁽¹⁾	\$0.7B	\$0.4B	\$-0.3B
■ Afghanistan ⁽²⁾	\$3.5B	\$2.5B	\$-1.0B
■ Noble Eagle (NE)	\$<0.1B	\$<0.1B	\$<-0.1B
Total Cost	\$4.3B	\$3.0B	\$-1.3B



Major changes from July to August 2016 are:

Iraq \$-0.3B:

- \$-0.0B in personnel and personnel support costs reflect a slight decrease in obligations from July to August.
- \$-0.3B in operations costs reflect decreases in operating tempo, training, airlift, depot level maintenance, and facilities and base support.
- \$-0.0B in investment costs reflect a slight decrease in obligations from July to August.
- \$+0.0B in coalition support costs reflect a slight increase in obligations from July to August.

Afghanistan \$-1.0B:

- \$+0.0B in personnel and personnel support costs reflect a slight increase in obligations from July to August.
- \$-1.2B in operations costs reflect decreases in operating tempo, contractor logistics support, command, control, communications, computers and intelligence (C4I), other services and miscellaneous contracts, other supplies and equipment, facilities and base support, intermediate and depot level maintenance, and second destination and vehicle transportation costs.
- \$<+0.1B in investment costs reflects slight increases in joint counter improvised explosive device (IED), and aircraft and vehicle procurement.
- \$+0.2B in coalition support costs reflect increases in Afghanistan Security Forces Fund defense forces sustainment and interior forces equipment.

(1) Obligation data includes OND/Post-OND Iraq Activities/OIR

(2) Obligations data includes OEF/OFS

Note: Obligation data does not include non-DoD classified programs.

Source: Defense Finance and Accounting Service, Cost of War Monthly Report Data as of August 31, 2016

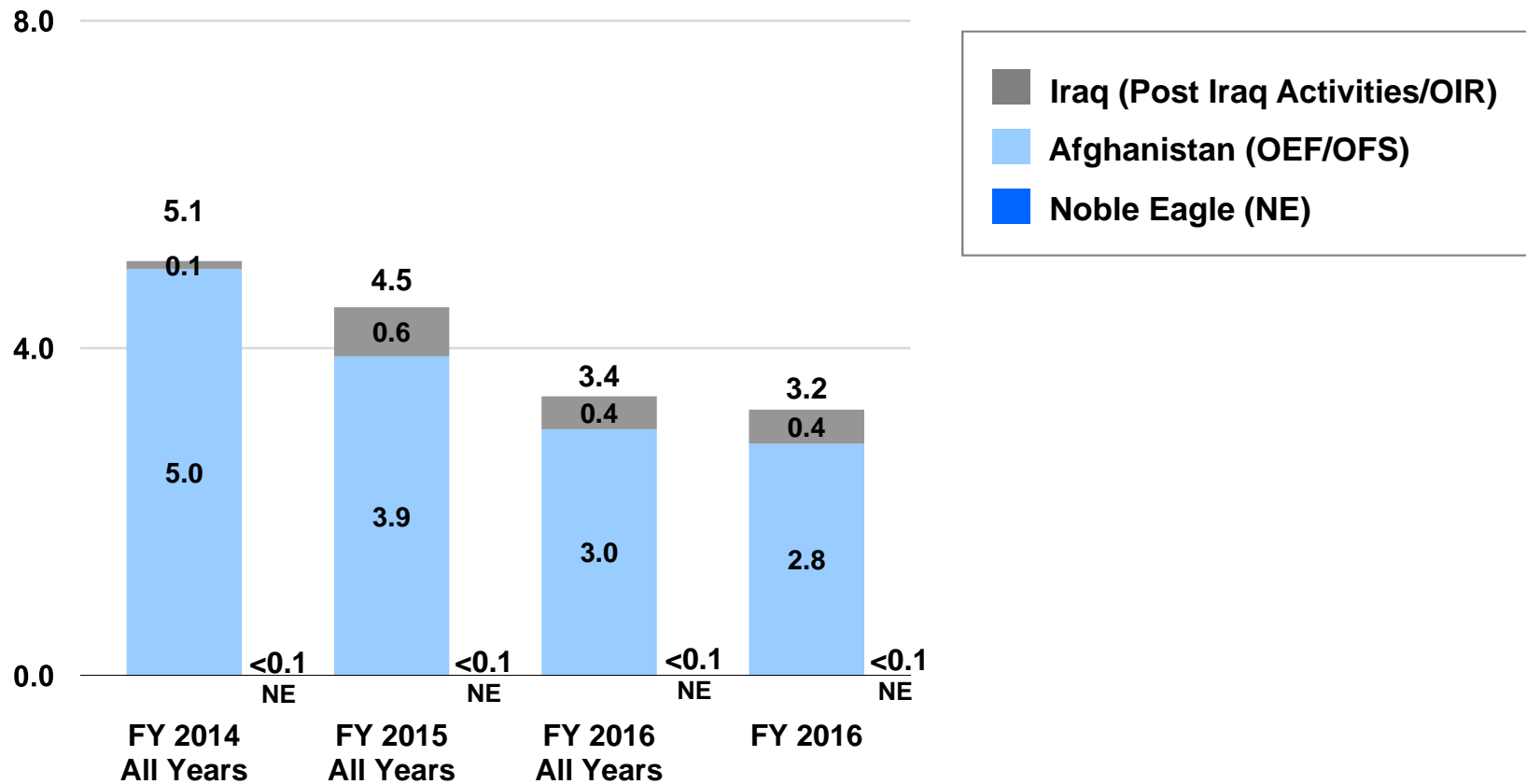
Totals may not add due to rounding

FY 2016 Obligations for Contingency Operations

Comparison of OIF/OND/Post-OND Iraq Activities/OIR OEF/OFS/ONE

“Average Monthly Spending”

(Dollars in Billions)



*Note: Obligation data does not include non-DoD classified programs.
Source: Defense Finance and Accounting Service, Cost of War Monthly Report
Data as of August 31, 2016*

Totals may not add due to rounding

Explanatory Footnotes for Slide 8

1/ FY 2001 includes \$3.5B of funds appropriated in the FY 2002 Supplemental (PL 107-117) as that is the year where the obligations were incurred. Authorization for the obligation of these funds was provided in the FY 2001 Supplemental (PL 107-38), which provided \$40B to OMB's Emergency Response Program for response to the 9/11 terrorist attacks on the United States

2/ FY 2003 reflects a rescission of \$3.5B of Iraq Freedom Funds enacted in the FY 2004 DoD Appropriations Act (PL 108-87)

3/ FY 2005 reflects \$25B appropriated in FY 2004 for FY 2005 war-related costs (Title IX Bridge) (PL 108-287); reflects \$3B appropriated in PLs 108-324, 109-61, and 109-62 for Hurricane Disaster Relief

4/ FY 2007 includes \$3B appropriated in GWOT Emergency Supplemental (PL 110-28) for BRAC

5/ FY 2008 includes \$16.8B appropriated for the Mine Resistant Ambush Protected Transfer Fund (PL 110-92 (\$5.2B)) and (PL 110-116 (\$11.6B)); also includes \$0.143B rescission enacted in the FY 2009 Supplemental but applicable to the FY 2008 OCO; does not reflect the \$3B rescission in PL 110-252 section 8003 applied to baseline programs

6/ FY 2009 does not reflect \$4.5B of rescissions enacted in the FY 2009 Supplemental that were applied to the Department's baseline programs; however, FY 2009 reflects \$0.1B of rescissions enacted in PL 113-6 (see note 10)

7/ FY 2010 reflects \$0.5B of rescissions enacted in the FY 2010 Supplemental, Education, Jobs, & Medicaid Assistance (PL 111-226), that were applied to the Department's FY 2010 OCO amounts; also, FY 2010 reflects \$0.6B of rescissions enacted in PL 112-74 (see note 9)

8/ FY 2011 reflects the FY 2011 Department of Defense and Full Year Continuing Appropriations Act (PL 112-10); also, FY 2011 reflects \$0.2B of rescissions enacted in PL 113-6 (see note 10) and \$0.1B of FY 2013 sequestered amount

9/ FY 2012 reflects the \$116B appropriated in the FY 2012 Consolidated Appropriations Act (PL 112-74) and does not reflect the \$0.6B of rescissions enacted in PL 112-74 that were applied to the Department's FY 2010 OCO programs; however, FY 2012 reflects \$1.7B of rescissions enacted in PL 113-6 (see note 10) and \$0.5B of FY 2013 sequestered amount

10/ FY 2013 reflects the Consolidated and Further Continuing Appropriations Act (PL 113-6) and does not reflect the \$0.1B, \$0.2B, and \$1.7B of rescissions enacted in PL 113-6 that were applied to the Department's FYs 2009, 2011, and 2012 OCO programs, respectively; however, FY 2013 reflects \$5.5B of FY 2013 sequestered amount

11/ FY 2014 reflects the Consolidated Appropriations Act (PL 113-76) and does not reflect the \$0.1B of rescissions enacted in PL 113-76 that were applied to the Department's FYs 2009 (\$0.05B) and 2013 (\$0.09B) in OCO programs, respectively

12/ FY 2015 reflects the Consolidated and Further Continuing Appropriations Act (PL 113-235) and does not reflect the \$1.2B of rescissions enacted in PL 113-235 that were applied to the Department's FYs 2014 (\$1.2B) and FY 2013 (\$0.007B) in OCO programs, respectively. Excludes Ebola emergency supplemental funds received in Title X for \$112 million

13/ FY 2016 reflects the Consolidated Appropriations Act, 2016 (PL 114-113) and does not reflect the \$0.4 of recessions enacted in PL 114-113 that were applied to FY 2015 Afghanistan Security Forces Fund

DEPARTMENT OF DEFENSE (DoD)
ESTIMATE OF COST OF WAR REPORT

As of August 31, 2016

Cost Estimate for Report

The cost to the Department of Defense to prepare and assemble this report is approximately \$181,000 for FY 2016.

Reference ID: 9-7F4BED9

**Cost of War Report
August 31, 2016**

Table of Contents

<u>Title of Report</u>	<u>Page</u>
Summary Cost of War Obligations by Component, Appropriation and Operation	1
Military Personnel Subsidiary Report	
Fiscal Years 2007 – 2016 All Appropriations (Cost Breakdown Structure)	13
Fiscal Year 2016 All Appropriations (Cost Breakdown Structure)	19
Operation and Maintenance Subsidiary Report	
Fiscal Years 2007- 2015 All Appropriations (Cost Breakdown Structure)	25
Fiscal Year 2016 All Appropriations (Cost Breakdown Structure)	45
FY 2016 Cost of War for FY 2016 Appropriations	61
FY 2016 Cost of War for FY 2015 Appropriations	66
FY 2016 Cost of War for FY 2014 Appropriations	72

**Summary Cost of War Obligations by Component, Appropriation and
Operation**

COST OF WAR
Summary Obligations by Component, Appropriation and Operation
Fiscal Year 2007 - 2016
(Amounts in Thousands)
As of August 31, 2016

Appropriation	Operation New Dawn (OND) / Post-OND Iraq Activities		Operation Enduring Freedom		Operation Freedom's Sentinel		Operation Noble Eagle		Operation Inherent Resolve		Summary	
	Obligations August 2016	Obligations Year To Date	Obligations August 2016	Obligations Year To Date	Obligations August 2016	Obligations Year To Date	Obligations August 2016	Obligations Year To Date	Obligations August 2016	Obligations Year To Date	Obligations August 2016	Obligations Year To Date
DoD Total	-44,743	-797,076	-72,771	-3,898,147	2,649,270	37,062,297	14,033	38,254	471,629	5,099,129	3,017,418	37,504,457
Military Personnel	7	132	-1	-4,026	276,454	2,984,312	4,071	35,716	18,021	124,337	298,552	3,140,471
Operation and Maintenance	-35,434	1,003,902	-22,681	-5,107,110	1,845,239	26,894,263	9,962	2,538	343,552	3,949,316	2,140,638	26,742,909
Afghanistan Security Forces Fund	0	0	-59,595	-1,097,316	319,758	4,602,149	0	0	0	0	260,163	3,504,833
Iraq Security Forces Fund	-9,964	-15,395	0	0	0	0	0	0	0	0	-9,964	-15,395
Pakistan Counterinsurgency Fund	0	0	0	-491	0	0	0	0	0	0	0	-491
Afghanistan Infrastructure Fund	0	0	135	-18,468	0	0	0	0	0	0	135	-18,468
Iraq Train and Equip Fund	0	0	0	0	0	0	0	0	109,316	849,937	109,316	849,937
Procurement	-217	-20,085	10,766	575,237	190,494	2,136,189	0	0	610	172,022	201,653	2,863,363
Joint Improvised Explosive Device Defeat Fund	865	-1,765,009	632	1,662,658	17,559	414,767	0	0	0	0	19,056	312,416
Research, Development, Test and Evaluation	0	-621	-245	100,367	-234	30,617	0	0	130	3,517	-349	133,880
Revolving and Management Funds	0	0	773	8,067	0	0	0	0	0	0	773	8,067
Military Construction	0	0	-2,555	-17,065	0	0	0	0	0	0	-2,555	-17,065
Army Total	-8,388	-1,944,769	-55,446	478,718	1,195,432	18,857,980	6,498	67,471	237,598	2,062,625	1,375,694	19,522,025
Military Personnel	0	12	-1	-4,030	151,348	1,745,259	3,129	26,721	12,689	90,559	167,165	1,858,521
Operation and Maintenance	711	-164,377	-59	-228,397	587,352	10,592,832	3,369	40,750	115,057	1,094,769	706,430	11,335,577
Afghanistan Security Forces Fund	0	0	-59,595	-1,097,316	319,758	4,602,149	0	0	0	0	260,163	3,504,833
Iraq Security Forces Fund	-9,964	-15,395	0	0	0	0	0	0	0	0	-9,964	-15,395
Pakistan Counterinsurgency Fund	0	0	0	-491	0	0	0	0	0	0	0	-491
Afghanistan Infrastructure Fund	0	0	135	-18,468	0	0	0	0	0	0	135	-18,468
Iraq Train and Equip Fund	0	0	0	0	0	0	0	0	109,316	849,937	109,316	849,937
Procurement	0	0	3,678	182,431	119,649	1,472,356	0	0	456	25,954	123,783	1,680,741
Joint Improvised Explosive Device Defeat Fund	865	-1,765,009	632	1,662,658	17,559	414,767	0	0	0	0	19,056	312,416
Research, Development, Test and Evaluation	0	0	0	0	-234	30,617	0	0	80	1,406	-154	32,023
Military Construction	0	0	-236	-17,669	0	0	0	0	0	0	-236	-17,669
Navy/Marine Corps Total	-8,391	-325	-5,406	-902,722	845,688	6,622,501	0	0	90,770	504,484	922,661	6,223,938
Navy Total	-170	-2,227	-4,074	183,441	393,240	4,654,455	0	0	85,359	489,171	474,355	5,324,840
Military Personnel	0	0	0	0	29,467	322,561	0	0	0	0	29,467	322,561
Operation and Maintenance	0	0	0	0	362,356	4,166,760	0	0	85,155	431,909	447,511	4,598,669
Procurement	-170	-2,227	-1,701	187,930	1,417	165,134	0	0	154	55,151	-300	405,988
Research, Development, Test and Evaluation	0	0	-54	-1,142	0	0	0	0	50	2,111	-4	969
Military Construction	0	0	-2,319	-3,347	0	0	0	0	0	0	-2,319	-3,347
Marine Corps Total	-8,221	1,902	-1,332	-1,086,163	452,448	1,968,046	0	0	5,411	15,313	448,306	899,098
Military Personnel	0	0	0	0	24,777	172,192	0	0	0	0	24,777	172,192
Operation and Maintenance	-8,174	2,773	-1,413	-1,040,012	415,965	1,697,571	0	0	5,411	15,313	411,789	675,645
Procurement	-47	-871	81	-46,151	11,706	98,283	0	0	0	0	11,740	51,261
Air Force Total	-28,375	1,150,994	-21,436	-3,444,949	293,404	8,142,715	7,535	-29,378	96,726	1,892,731	347,854	7,712,113

COST OF WAR
Summary Obligations by Component, Appropriation and Operation
Fiscal Year 2007 - 2016
(Amounts in Thousands)
As of August 31, 2016

Appropriation	Operation New Dawn (OND) / Post-OND Iraq Activities		Operation Enduring Freedom		Operation Freedom's Sentinel		Operation Noble Eagle		Operation Inherent Resolve		Summary	
	Obligations August 2016	Obligations Year To Date	Obligations August 2016	Obligations Year To Date	Obligations August 2016	Obligations Year To Date	Obligations August 2016	Obligations Year To Date	Obligations August 2016	Obligations Year To Date	Obligations August 2016	Obligations Year To Date
Military Personnel	7	120	0	4	70,862	744,300	942	8,995	5,332	33,778	77,143	787,197
Operation and Maintenance	-28,382	1,167,318	-20,216	-3,641,612	222,542	7,160,384	6,593	-38,373	91,394	1,694,997	271,931	6,342,714
Procurement	0	-16,444	-1,029	90,562	0	238,031	0	0	0	163,956	-1,029	476,105
Research, Development, Test and Evaluation	0	0	-191	102,146	0	0	0	0	0	0	-191	102,146
Military Construction	0	0	0	3,951	0	0	0	0	0	0	0	3,951
Defense Agencies Total	411	-2,976	9,517	-29,194	314,746	3,439,101	0	161	46,535	639,289	371,209	4,046,381
Operation and Maintenance	411	-1,812	-993	-197,089	257,024	3,276,716	0	161	46,535	712,328	302,977	3,790,304
Procurement	0	-543	9,737	160,465	57,722	162,385	0	0	0	-73,039	67,459	249,268
Research, Development, Test and Evaluation	0	-621	0	-637	0	0	0	0	0	0	0	-1,258
Revolving and Management Funds	0	0	773	8,067	0	0	0	0	0	0	773	8,067

COST OF WAR
Obligations by Component, Appropriation and Operation
Fiscal Year 2007 - 2016
(Amounts in Thousands)
As of August 31, 2016

Appropriation	Operation New Dawn (OND) / Post-OND Iraq Activities		Operation Enduring Freedom		Operation Freedom's Sentinel		Operation Noble Eagle		Operation Inherent Resolve		Summary	
	Obligations August 2016	Obligations Year to Date	Obligations August 2016	Obligations Year to Date	Obligations August 2016	Obligations Year to Date	Obligations August 2016	Obligations Year to Date	Obligations August 2016	Obligations Year to Date	Obligations August 2016	Obligations Year to Date
DoD Total	-44,743	-797,076	-72,771	-3,898,147	2,649,270	37,062,297	14,033	38,254	471,629	5,099,129	3,017,418	37,504,457
Army Total	-8,388	-1,944,769	-55,446	478,718	1,195,432	18,857,980	6,498	67,471	237,598	2,062,625	1,375,694	19,522,025
Army Active	-8,375	-1,944,712	-55,445	486,646	1,165,010	18,660,193	6,498	67,471	237,584	2,062,527	1,345,272	19,332,125
21 2016/2016 2010 Military Personnel, Army	0	0	0	0	128,449	1,611,823	3,129	26,721	12,689	90,558	144,267	1,729,102
21 2011/2011 2020 Operation and Maintenance, Army	-4	-157,507	-126	-67,684	0	0	0	0	0	0	-130	-225,191
21 2012/2012 2020 Operation and Maintenance, Army	0	-4,191	1	-148,540	0	0	0	0	0	0	1	-152,731
21 2013/2013 2020 Operation and Maintenance, Army	0	-87	0	-2,363	0	0	0	0	0	0	0	-2,450
21 2014/2014 2020 Operation and Maintenance, Army	0	-49	8	-553	0	0	0	0	0	0	8	-602
21 2015/2015 2020 Operation and Maintenance, Army	0	-3,854	58	-5,359	0	0	0	0	0	0	58	-9,213
21 2015/2016 2020 Operation and Maintenance, Army	0	0	0	0	0	95,053	0	0	0	0	0	95,053
21 2016/2016 2020 Operation and Maintenance, Army	728	1,380	0	0	579,829	10,433,428	3,369	40,750	115,043	1,094,672	698,969	11,570,230
21 2014/2016 2031 Aircraft Procurement, Army	0	0	2,719	108,294	0	0	0	0	0	0	2,719	108,294
21 2015/2017 2031 Aircraft Procurement, Army	0	0	0	0	8,745	404,506	0	0	0	0	8,745	404,506
21 2016/2018 2031 Aircraft Procurement, Army	0	0	0	0	58,182	125,159	0	0	0	0	58,182	125,159
21 2014/2016 2032 Missile Procurement, Army	0	0	1,124	32,403	0	0	0	0	0	0	1,124	32,403
21 2015/2017 2032 Missile Procurement, Army	0	0	0	0	0	0	0	0	156	13,065	156	13,065
21 2016/2018 2032 Missile Procurement, Army	0	0	0	0	0	0	0	0	300	3,064	300	3,064
21 2016/2018 2033 Procurement of Weapons & Tracked Vehicles	0	0	0	0	9,654	139,768	0	0	0	0	9,654	139,768
21 2014/2016 2034 Procurement of Ammunition, Army	0	0	-364	2,021	0	0	0	0	0	0	-364	2,021
21 2015/2017 2034 Procurement of Ammunition, Army	0	0	0	0	2	12,742	0	0	0	0	2	12,742
21 2016/2018 2034 Procurement of Ammunition, Army	0	0	0	0	3,384	147,876	0	0	0	0	3,384	147,876
21 2014/2016 2035 Other Procurement, Army	0	0	199	39,713	0	0	0	0	0	0	199	39,713
21 2015/2017 2035 Other Procurement, Army	0	0	0	0	16,631	106,634	0	0	0	1,365	16,631	107,999
21 2016/2018 2035 Other Procurement, Army	0	0	0	0	23,051	535,671	0	0	0	8,460	23,051	544,131
21 2015/2016 2040 Research, Development, Test, and Eval, Army	0	0	0	0	-234	30,617	0	0	0	0	-234	30,617
21 2016/2017 2040 Research, Development, Test, and Eval, Army	0	0	0	0	0	0	0	0	80	1,406	80	1,406
21 2010/2012 2050 Military Construction, Army	0	0	-252	-3,843	0	0	0	0	0	0	-252	-3,843
21 2011/2013 2050 Military Construction, Army	0	0	16	-15,767	0	0	0	0	0	0	16	-15,767
21 2012/2012 2050 Military Construction, Army	0	0	0	1,941	0	0	0	0	0	0	0	1,941
21 2010/2011 2091 Afghanistan Security Forces Fund, Army	0	0	-24,421	-130,821	0	0	0	0	0	0	-24,421	-130,821
21 2011/2012 2091 Afghanistan Security Forces Fund, Army	0	0	-16,525	-48,840	0	0	0	0	0	0	-16,525	-48,840
21 2012/2013 2091 Afghanistan Security Forces Fund, Army	0	0	-18,650	-34,327	0	0	0	0	0	0	-18,650	-34,327
21 2013/2014 2091 Afghanistan Security Forces Fund, Army	0	0	0	3,694	0	0	0	0	0	0	0	3,694

COST OF WAR
Obligations by Component, Appropriation and Operation
Fiscal Year 2007 - 2016
(Amounts in Thousands)
As of August 31, 2016

Appropriation	Operation New Dawn (OND) / Post-OND Iraq Activities		Operation Enduring Freedom		Operation Freedom's Sentinel		Operation Noble Eagle		Operation Inherent Resolve		Summary	
	Obligations August 2016	Obligations Year to Date	Obligations August 2016	Obligations Year to Date	Obligations August 2016	Obligations Year to Date	Obligations August 2016	Obligations Year to Date	Obligations August 2016	Obligations Year to Date	Obligations August 2016	Obligations Year to Date
21 2014/2015 2091 Afghanistan Security Forces Fund, Army	0	0	1	-887,022	-14,354	867,053	0	0	0	0	-14,353	-19,969
21 2015/2016 2091 Afghanistan Security Forces Fund, Army	0	0	0	0	33,503	1,316,397	0	0	0	0	33,503	1,316,397
21 2016/2017 2091 Afghanistan Security Forces Fund, Army	0	0	0	0	300,609	2,418,699	0	0	0	0	300,609	2,418,699
21 2010/2011 2092 Iraq Security Forces Fund, Army	-9,854	-14,893	0	0	0	0	0	0	0	0	-9,854	-14,893
21 2011/2012 2092 Iraq Security Forces Fund, Army	-110	-502	0	0	0	0	0	0	0	0	-110	-502
21 2009/2011 2093 Joint Improvised Explosive Device Defeat Fund	872	-29,634	231	31,480	0	0	0	0	0	0	1,103	1,846
21 2010/2012 2093 Joint Improvised Explosive Device Defeat Fund	-4	1,973	-4	-1,962	0	0	0	0	0	0	-8	11
21 2011/2013 2093 Joint Improvised Explosive Device Defeat Fund	-3	-387	-3	-387	0	0	0	0	0	0	-6	-774
21 2012/2014 2093 Joint Improvised Explosive Device Defeat Fund	0	-1,177,187	-140	1,174,239	0	0	-140	0	0	0	-140	-2,948
21 2013/2015 2093 Joint Improvised Explosive Device Defeat Fund	0	-559,774	-37	559,397	0	0	0	0	0	0	-37	-377
21 2014/2016 2093 Joint Improvised Explosive Device Defeat Fund	0	0	585	12,839	0	0	0	0	0	0	585	12,839
21 2015/2017 2093 Joint Improvised Explosive Device Defeat Fund	0	0	0	-112,948	2,351	160,093	0	0	0	0	2,351	47,145
21 2016/2018 2093 Joint Improvised Explosive Device Defeat Fund	0	0	0	0	15,208	254,674	0	0	0	0	15,208	254,674
21 2009/2011 2095 Pakistan Counterinsurgency Fund, Army	0	0	0	-491	0	0	0	0	0	0	0	-491
21 2011/2012 2096 Afghanistan Infrastructure Fund, Army	0	0	0	-12,169	0	0	0	0	0	0	0	-12,169
21 2012/2013 2096 Afghanistan Infrastructure Fund, Army	0	0	0	1,428	0	0	0	0	0	0	0	1,428
21 2013/2014 2096 Afghanistan Infrastructure Fund, Army	0	0	135	-2,732	0	0	0	0	0	0	135	-2,732
21 2014/2015 2096 Afghanistan Infrastructure Fund, Army	0	0	0	-4,995	0	0	0	0	0	0	0	-4,995
21 2015/2016 2097 Iraq Train and Equip Fund	0	0	0	0	0	0	0	0	47,920	532,979	47,920	532,979
21 2016/2017 2097 Iraq Train and Equip Fund	0	0	0	0	0	0	0	0	61,396	316,958	61,396	316,958
Army Reserve	0	3	0	-524	4,642	40,103	0	0	14	98	4,656	39,680
21 2011/2011 2070 Reserve Personnel, Army	0	5	0	0	0	0	0	0	0	0	0	5
21 2012/2012 2070 Reserve Personnel, Army	0	0	0	17	0	0	0	0	0	0	0	17
21 2013/2013 2070 Reserve Personnel, Army	0	0	0	2	0	0	0	0	0	0	0	2
21 2014/2014 2070 Reserve Personnel, Army	0	0	0	-79	0	0	0	0	0	0	0	-79
21 2015/2015 2070 Reserve Personnel, Army	0	0	0	-444	0	0	0	0	0	0	0	-444
21 2016/2016 2070 Reserve Personnel, Army	0	0	0	0	1,204	15,801	0	0	0	1	1,204	15,802
21 2011/2011 2080 Operation and Maintenance, Army Reserve	0	-2	0	-20	0	0	0	0	0	0	0	-22
21 2016/2016 2080 Operation and Maintenance, Army Reserve	0	0	0	0	3,438	24,302	0	0	14	97	3,452	24,399
Army National Guard	-13	-60	-1	-7,404	25,780	157,684	0	0	0	0	25,766	150,220
21 2011/2011 2060 National Guard Personnel, Army	0	-2	0	-50	0	0	0	0	0	0	0	-52
21 2012/2012 2060 National Guard Personnel, Army	0	-2	0	-14	0	0	0	0	0	0	0	-16
21 2013/2013 2060 National Guard Personnel, Army	0	0	0	111	0	0	0	0	0	0	0	111

COST OF WAR
Obligations by Component, Appropriation and Operation
Fiscal Year 2007 - 2016
(Amounts in Thousands)
As of August 31, 2016

Appropriation	Operation New Dawn (OND) / Post-OND Iraq Activities		Operation Enduring Freedom		Operation Freedom's Sentinel		Operation Noble Eagle		Operation Inherent Resolve		Summary	
	Obligations August 2016	Obligations Year to Date	Obligations August 2016	Obligations Year to Date	Obligations August 2016	Obligations Year to Date	Obligations August 2016	Obligations Year to Date	Obligations August 2016	Obligations Year to Date	Obligations August 2016	Obligations Year to Date
21 2014/2014 2060 National Guard Personnel, Army	0	11	-1	1	0	0	0	0	0	0	-1	12
21 2015/2015 2060 National Guard Personnel, Army	0	0	0	-3,574	0	0	0	0	0	0	0	-3,574
21 2016/2016 2060 National Guard Personnel, Army	0	0	0	0	21,695	117,635	0	0	0	0	21,695	117,635
21 2011/2011 2065 Operation and Maintenance, Army Natl Guard	-13	-67	0	-3,455	0	0	0	0	0	0	-13	-3,522
21 2012/2012 2065 Operation and Maintenance, Army Natl Guard	0	0	0	-15	0	0	0	0	0	0	0	-15
21 2013/2013 2065 Operation and Maintenance, Army Natl Guard	0	0	0	-2	0	0	0	0	0	0	0	-2
21 2014/2014 2065 Operation and Maintenance, Army Natl Guard	0	0	0	-143	0	0	0	0	0	0	0	-143
21 2015/2015 2065 Operation and Maintenance, Army Natl Guard	0	0	0	-263	0	0	0	0	0	0	0	-263
21 2016/2016 2065 Operation and Maintenance, Army Natl Guard	0	0	0	0	4,085	40,049	0	0	0	0	4,085	40,049
Navy/Marine Corps Total	-8,391	-325	-5,406	-902,722	845,688	6,622,501	0	0	90,770	504,484	922,661	6,223,938
Navy Total	-170	-2,227	-4,074	183,441	393,240	4,654,455	0	0	85,359	489,171	474,355	5,324,840
Navy Active	-170	-2,227	-4,074	183,441	392,167	4,611,059	0	0	85,359	489,171	473,282	5,281,444
17 2016/2016 1453 Military Personnel, Navy	0	0	0	0	29,297	310,048	0	0	0	0	29,297	310,048
17 2016/2016 1804 Operation and Maintenance, Navy	0	0	0	0	361,453	4,135,877	0	0	85,155	431,909	446,608	4,567,786
17 2009/2011 1506 Aircraft Procurement, Navy	-193	-1,634	0	-117	0	0	0	0	0	0	-193	-1,751
17 2010/2012 1506 Aircraft Procurement, Navy	0	-246	-316	-6,685	0	0	0	0	0	0	-316	-6,931
17 2011/2013 1506 Aircraft Procurement, Navy	0	88	-14	-695	0	0	0	0	0	0	-14	-607
17 2012/2014 1506 Aircraft Procurement, Navy	0	-53	-1,375	-1,678	0	0	0	0	0	0	-1,375	-1,731
17 2013/2015 1506 Aircraft Procurement, Navy	0	0	-50	-81	0	0	0	0	0	0	-50	-81
17 2014/2016 1506 Aircraft Procurement, Navy	0	0	1,100	14,581	0	0	0	0	0	0	1,100	14,581
17 2015/2017 1506 Aircraft Procurement, Navy	0	0	106	6,053	0	0	0	0	5,160	106	11,213	
17 2016/2018 1506 Aircraft Procurement, Navy	0	0	0	0	1,417	59,341	0	0	0	42,247	1,417	101,588
17 2009/2011 1507 Weapons Procurement, Navy	0	-5	0	0	0	0	0	0	0	0	0	-5
17 2011/2013 1507 Weapons Procurement, Navy	-8	-8	0	0	0	0	0	0	0	0	-8	-8
17 2014/2016 1507 Weapons Procurement, Navy	0	0	-1,494	-1,493	0	0	0	0	0	0	-1,494	-1,493
17 2015/2017 1507 Weapons Procurement, Navy	0	0	140	4,302	0	0	0	0	154	1,433	294	5,735
17 2010/2012 1508 Procurement of Ammunition, Navy and USMC	0	-1	0	0	0	0	0	0	0	0	0	-1
17 2011/2013 1508 Procurement of Ammunition, Navy and USMC	0	-6	0	-318	0	0	0	0	0	0	0	-324
17 2012/2014 1508 Procurement of Ammunition, Navy and USMC	0	0	0	-1	0	0	0	0	0	0	0	-1
17 2013/2015 1508 Procurement of Ammunition, Navy and USMC	0	0	0	-18	0	0	0	0	0	0	0	-18
17 2014/2016 1508 Procurement of Ammunition, Navy and USMC	0	0	71	23,867	0	0	0	0	0	0	71	23,867
17 2015/2017 1508 Procurement of Ammunition, Navy and USMC	0	0	-55	9,679	0	0	0	0	0	0	-55	9,679
17 2016/2018 1508 Procurement of Ammunition, Navy and USMC	0	0	0	0	0	105,707	0	0	0	2,508	0	108,215

COST OF WAR
Obligations by Component, Appropriation and Operation
Fiscal Year 2007 - 2016
(Amounts in Thousands)
As of August 31, 2016

Appropriation	Operation New Dawn (OND) / Post-OND Iraq Activities		Operation Enduring Freedom		Operation Freedom's Sentinel		Operation Noble Eagle		Operation Inherent Resolve		Summary	
	Obligations August 2016	Obligations Year to Date	Obligations August 2016	Obligations Year to Date	Obligations August 2016	Obligations Year to Date	Obligations August 2016	Obligations Year to Date	Obligations August 2016	Obligations Year to Date	Obligations August 2016	Obligations Year to Date
17 2009/2011 1810 Other Procurement, Navy	26	-92	0	-4	0	0	0	0	0	0	26	-96
17 2010/2012 1810 Other Procurement, Navy	5	0	0	0	0	0	0	0	0	0	5	0
17 2011/2013 1810 Other Procurement, Navy	0	-270	0	0	0	0	0	0	0	0	0	-275
17 2013/2015 1810 Other Procurement, Navy	0	0	0	345	0	0	0	0	0	0	0	345
17 2014/2016 1810 Other Procurement, Navy	0	0	186	98,577	0	0	0	0	286	186	98,863	98,863
17 2015/2017 1810 Other Procurement, Navy	0	0	0	41,621	0	0	0	0	3,517	0	45,138	45,138
17 2016/2018 1810 Other Procurement, Navy	0	0	0	0	0	86	0	0	0	0	86	86
17 2010/2011 1319 Research, Development, Test, and Eval, Navy	0	0	-40	-242	0	0	0	0	0	0	-40	-242
17 2011/2012 1319 Research, Development, Test, and Eval, Navy	0	0	-14	-97	0	0	0	0	0	0	-14	-97
17 2012/2013 1319 Research, Development, Test, and Eval, Navy	0	0	0	-613	0	0	0	0	0	0	0	-613
17 2013/2014 1319 Research, Development, Test, and Eval, Navy	0	0	0	-190	0	0	0	0	0	0	0	-190
17 2015/2016 1319 Research, Development, Test, and Eval, Navy	0	0	0	0	0	0	0	0	50	2,111	50	2,111
17 2012/2012 1205 Military Construction, Navy and Marine Corps	0	0	-308	-3,937	0	0	0	0	0	0	-308	-3,937
17 2013/2013 1205 Military Construction, Navy and Marine Corps	0	0	-2,011	590	0	0	0	0	0	0	-2,011	590
Navy Reserve	0	0	0	0	1,073	43,396	0	0	0	0	1,073	43,396
17 2016/2016 1405 Reserve Personnel, Navy	0	0	0	0	170	12,513	0	0	0	0	170	12,513
17 2016/2016 1806 Operation and Maintenance, Navy Reserve	0	0	0	0	903	30,883	0	0	0	0	903	30,883
Marine Corps Total	-8,221	1,902	-1,332	-1,086,163	452,448	1,968,046	0	0	5,411	15,313	448,306	899,098
Marine Corps Active	-8,221	1,902	-1,237	-1,080,085	449,891	1,957,539	0	0	5,411	15,313	445,844	894,669
17 2016/2016 1105 Military Personnel, Marine Corps	0	0	0	0	22,172	168,097	0	0	0	0	22,172	168,097
17 2011/2011 1106 Operation and Maintenance, Marine Corps	0	-300	-336	-23,095	0	0	0	0	0	0	-336	-23,395
17 2012/2012 1106 Operation and Maintenance, Marine Corps	0	-63	-55	-42,694	0	0	0	0	0	0	-55	-42,757
17 2013/2013 1106 Operation and Maintenance, Marine Corps	-10	31	-135	-72,262	0	0	0	0	0	0	-145	-72,231
17 2014/2014 1106 Operation and Maintenance, Marine Corps	-272	-4,036	-792	-3,110	0	0	0	0	0	0	-1,064	-7,146
17 2015/2015 1106 Operation and Maintenance, Marine Corps	-132	-6,309	0	-892,773	-494	845,486	0	0	4,893	-626	-48,703	-48,703
17 2016/2016 1106 Operation and Maintenance, Marine Corps	-7,760	13,450	0	0	416,507	845,673	0	0	5,411	10,420	414,158	869,543
17 2009/2011 1109 Procurement, Marine Corps	-44	-131	-82	-244	0	0	0	0	0	0	-126	-375
17 2010/2012 1109 Procurement, Marine Corps	-2	-695	-12	-3,395	0	0	0	0	0	0	-14	-4,090
17 2011/2013 1109 Procurement, Marine Corps	-1	-45	-100	-1,068	0	0	0	0	0	0	-101	-1,113
17 2012/2014 1109 Procurement, Marine Corps	0	0	0	-3,245	0	0	0	0	0	0	0	-3,245
17 2013/2015 1109 Procurement, Marine Corps	0	0	-180	-3,164	0	0	0	0	0	0	-180	-3,164
17 2014/2016 1109 Procurement, Marine Corps	0	0	455	8,732	0	0	0	0	0	0	455	8,732
17 2015/2017 1109 Procurement, Marine Corps	0	0	0	-43,767	1,335	46,173	0	0	0	0	1,335	2,406

COST OF WAR
Obligations by Component, Appropriation and Operation
Fiscal Year 2007 - 2016
(Amounts in Thousands)
As of August 31, 2016

Appropriation	Operation New Dawn (OND) / Post-OND Iraq Activities		Operation Enduring Freedom		Operation Freedom's Sentinel		Operation Noble Eagle		Operation Inherent Resolve		Summary	
	Obligations August 2016	Obligations Year to Date	Obligations August 2016	Obligations Year to Date	Obligations August 2016	Obligations Year to Date	Obligations August 2016	Obligations Year to Date	Obligations August 2016	Obligations Year to Date	Obligations August 2016	Obligations Year to Date
17 2016/2018 1109 Procurement, Marine Corps	0	0	0	0	10,371	52,110	0	0	0	0	10,371	52,110
Marine Corps Reserve	0	0	-95	-6,078	2,557	10,507	0	0	0	0	2,462	4,429
17 2016/2016 1108 Reserve Personnel, Marine Corps	0	0	0	0	2,605	4,095	0	0	0	0	2,605	4,095
17 2011/2011 1107 Operation and Maintenance, USMC Reserve	0	0	0	-36	0	0	0	0	0	0	0	-36
17 2012/2012 1107 Operation and Maintenance, USMC Reserve	0	0	-95	-2,531	0	0	0	0	0	0	-95	-2,531
17 2013/2013 1107 Operation and Maintenance, USMC Reserve	0	0	0	683	0	0	0	0	0	0	0	683
17 2014/2014 1107 Operation and Maintenance, USMC Reserve	0	0	0	-57	0	0	0	0	0	0	0	-57
17 2015/2015 1107 Operation and Maintenance, USMC Reserve	0	0	0	-4,137	0	4,078	0	0	0	0	0	-59
17 2016/2016 1107 Operation and Maintenance, USMC Reserve	0	0	0	0	-48	2,334	0	0	0	0	-48	2,334
Air Force Total	-28,375	1,150,994	-21,436	-3,444,949	293,404	8,142,715	7,535	-29,378	96,726	1,892,731	347,854	7,712,113
Air Force Active	-28,375	1,150,995	-21,436	-3,471,755	292,250	7,991,013	7,535	-29,378	96,726	1,892,731	346,700	7,533,606
57 2016/2016 3500 Military Personnel, Air Force	7	120	0	0	69,709	722,079	942	8,995	5,332	33,778	75,990	764,972
57 2011/2011 3400 Operation and Maintenance, Air Force	-16,709	1,563,317	-15,223	-1,775,973	0	0	0	2,407	0	0	-31,932	-210,249
57 2012/2012 3400 Operation and Maintenance, Air Force	-10,210	-447,938	-1,371	367,229	0	0	0	0	0	0	-11,581	-80,709
57 2013/2013 3400 Operation and Maintenance, Air Force	0	-2,484	-2,989	-65,932	0	0	0	-2	0	0	-2,989	-68,418
57 2014/2014 3400 Operation and Maintenance, Air Force	0	-399	27	-276,441	0	0	0	134	0	-3,478	27	-280,184
57 2015/2015 3400 Operation and Maintenance, Air Force	1	5,904	-660	-1,917,297	-1,980	1,645,733	-1	-55,068	170	-16,957	-2,470	-337,685
57 2016/2016 3400 Operation and Maintenance, Air Force	-1,464	48,919	0	0	224,521	5,385,170	6,594	14,156	91,224	1,715,432	320,875	7,163,677
57 2009/2011 3010 Aircraft Procurement, Air Force	0	-5,548	0	0	0	0	0	0	0	0	0	-5,548
57 2010/2012 3010 Aircraft Procurement, Air Force	0	-10,586	0	-14,488	0	0	0	0	0	0	0	-25,074
57 2011/2013 3010 Aircraft Procurement, Air Force	0	0	0	-7,378	0	0	0	0	0	0	0	-7,378
57 2012/2014 3010 Aircraft Procurement, Air Force	0	0	0	-1,806	0	0	0	0	0	0	0	-1,806
57 2013/2015 3010 Aircraft Procurement, Air Force	0	0	0	-245	0	0	0	0	0	0	0	-245
57 2014/2016 3010 Aircraft Procurement, Air Force	0	0	0	63,368	0	0	0	0	0	0	0	63,368
57 2015/2017 3010 Aircraft Procurement, Air Force	0	0	0	47,989	0	0	0	0	0	7,479	0	55,468
57 2016/2018 3010 Aircraft Procurement, Air Force	0	0	0	0	0	24,752	0	0	0	0	0	24,752
57 2010/2012 3020 Missile Procurement, Air Force	0	0	0	15	0	0	0	0	0	0	0	15
57 2014/2016 3020 Missile Procurement, Air Force	0	0	0	3,210	0	0	0	0	0	0	0	3,210
57 2015/2017 3020 Missile Procurement, Air Force	0	0	0	-21,870	0	0	0	0	0	103,644	0	81,774
57 2016/2018 3020 Missile Procurement, Air Force	0	0	0	0	0	0	0	0	0	52	0	52
57 2009/2011 3011 Procurement of Ammunition, Air Force	0	-283	0	0	0	0	0	0	0	0	0	-283
57 2010/2012 3011 Procurement of Ammunition, Air Force	0	0	0	-47,560	0	0	0	0	0	0	0	-47,560
57 2011/2013 3011 Procurement of Ammunition, Air Force	0	0	0	-773	0	0	0	0	0	0	0	-773

COST OF WAR
Obligations by Component, Appropriation and Operation
Fiscal Year 2007 - 2016
(Amounts in Thousands)
As of August 31, 2016

Appropriation	Operation New Dawn (OND) / Post-OND Iraq Activities		Operation Enduring Freedom		Operation Freedom's Sentinel		Operation Noble Eagle		Operation Inherent Resolve		Summary	
	Obligations August 2016	Obligations Year to Date	Obligations August 2016	Obligations Year to Date	Obligations August 2016	Obligations Year to Date	Obligations August 2016	Obligations Year to Date	Obligations August 2016	Obligations Year to Date	Obligations August 2016	Obligations Year to Date
57 2012/2014 3011 Procurement of Ammunition, Air Force	0	0	0	-16	0	0	0	0	0	0	0	-16
57 2013/2015 3011 Procurement of Ammunition, Air Force	0	0	0	-352	0	0	0	0	0	0	0	-352
57 2014/2016 3011 Procurement of Ammunition, Air Force	0	0	0	50,216	0	0	0	0	0	0	0	50,216
57 2015/2017 3011 Procurement of Ammunition, Air Force	0	0	0	80,348	0	0	0	0	0	26,906	0	107,254
57 2016/2018 3011 Procurement of Ammunition, Air Force	0	0	0	0	0	178,572	0	0	0	22,051	0	200,623
57 2009/2011 3080 Other Procurement, Air Force	0	-27	0	-159,764	0	0	0	0	0	0	0	-159,791
57 2010/2012 3080 Other Procurement, Air Force	0	0	0	-6,936	0	0	0	0	0	0	0	-6,936
57 2011/2013 3080 Other Procurement, Air Force	0	0	-1,029	-1,280	0	0	0	0	0	0	-1,029	-1,280
57 2012/2014 3080 Other Procurement, Air Force	0	0	0	-55	0	0	0	0	0	0	0	-55
57 2013/2015 3080 Other Procurement, Air Force	0	0	0	-302	0	0	0	0	0	0	0	-302
57 2014/2016 3080 Other Procurement, Air Force	0	0	0	54,348	0	0	0	0	0	795	0	55,143
57 2015/2017 3080 Other Procurement, Air Force	0	0	0	53,893	0	1,437	0	0	0	3,029	0	58,359
57 2016/2018 3080 Other Procurement, Air Force	0	0	0	0	0	33,270	0	0	0	0	0	33,270
57 2010/2011 3600 Research, Development, Test, and Evaluation, Air Force	0	0	-193	-1,034	0	0	0	0	0	0	-193	-1,034
57 2011/2012 3600 Research, Development, Test, and Evaluation, Air Force	0	0	0	-1,989	0	0	0	0	0	0	0	-1,989
57 2012/2013 3600 Research, Development, Test, and Evaluation, Air Force	0	0	2	-20	0	0	0	0	0	0	2	-20
57 2014/2015 3600 Research, Development, Test, and Evaluation, Air Force	0	0	0	105,189	0	0	0	0	0	0	0	105,189
57 2010/2012 3300 Military Construction, Air Force	0	0	0	2,706	0	0	0	0	0	0	0	2,706
57 2011/2013 3300 Military Construction, Air Force	0	0	0	1,245	0	0	0	0	0	0	0	1,245
Air Force Reserve	0	-1	0	25,731	1,046	142,022	0	0	0	0	1,046	167,752
57 2015/2015 3700 Reserve Personnel, Air Force	0	0	0	4	0	0	0	0	0	0	0	4
57 2016/2016 3700 Reserve Personnel, Air Force	0	0	0	0	1,045	17,326	0	0	0	0	1,045	17,326
57 2011/2011 3740 Operation and Maintenance, Air Force Reserve	0	-1	0	0	0	0	0	0	0	0	0	-1
57 2014/2014 3740 Operation and Maintenance, Air Force Reserve	0	0	0	25,727	0	0	0	0	0	0	0	25,727
57 2015/2015 3740 Operation and Maintenance, Air Force Reserve	0	0	0	0	1	73,563	0	0	0	0	1	73,563
57 2016/2016 3740 Operation and Maintenance, Air Force Reserve	0	0	0	0	0	51,133	0	0	0	0	0	51,133
Air Force National Guard	0	0	0	1,075	108	9,680	0	0	0	0	108	10,755
57 2016/2016 3850 National Guard Personnel, Air Force	0	0	0	0	108	4,895	0	0	0	0	108	4,895
57 2015/2015 3840 Operation and Maintenance, Air Natl Guard	0	0	0	1,075	0	16	0	0	0	0	0	1,091
57 2016/2016 3840 Operation and Maintenance, Air Natl Guard	0	0	0	0	0	4,769	0	0	0	0	0	4,769
Defense Agencies Total	411	-2,976	9,517	-29,194	314,746	3,439,101	0	161	46,535	639,289	371,209	4,046,381
DCAA Total	446	2,439	0	-866	1,150	9,150	0	0	0	0	1,596	10,723
97 2011/2011 0100 Operation and Maintenance, Defense-Wide	0	-1,683	0	-866	0	-51	0	0	0	0	0	-2,600

COST OF WAR
Obligations by Component, Appropriation and Operation
Fiscal Year 2007 - 2016
(Amounts in Thousands)
As of August 31, 2016

Appropriation	Operation New Dawn (OND) / Post-OND Iraq Activities		Operation Enduring Freedom		Operation Freedom's Sentinel		Operation Noble Eagle		Operation Inherent Resolve		Summary	
	Obligations August 2016	Obligations Year to Date	Obligations August 2016	Obligations Year to Date	Obligations August 2016	Obligations Year to Date	Obligations August 2016	Obligations Year to Date	Obligations August 2016	Obligations Year to Date	Obligations August 2016	Obligations Year to Date
97 2016/2016 0100 Operation and Maintenance, Defense-Wide	446	4,122	0	0	1,150	9,201	0	0	0	0	1,596	13,323
DCMA Total	0	1,099	0	-9,833	1,107	12,480	0	0	0	0	1,107	3,746
97 2011/2011 0100 Operation and Maintenance, Defense-Wide	0	-21	0	20	0	0	0	0	0	0	0	-1
97 2012/2012 0100 Operation and Maintenance, Defense-Wide	0	15	0	-14	0	0	0	0	0	0	0	1
97 2013/2013 0100 Operation and Maintenance, Defense-Wide	0	-2	0	2	0	0	0	0	0	0	0	0
97 2014/2014 0100 Operation and Maintenance, Defense-Wide	0	1,107	0	-1,106	0	0	0	0	0	0	0	1
97 2015/2015 0100 Operation and Maintenance, Defense-Wide	0	0	0	-8,735	0	8,735	0	0	0	0	0	0
97 2016/2016 0100 Operation and Maintenance, Defense-Wide	0	0	0	0	1,107	3,745	0	0	0	0	1,107	3,745
DHP Total	-3	-878	-167	-17,380	21,771	270,964	0	0	0	0	21,601	252,706
97 2011/2011 0130 Defense Health Program, O&M	-3	-816	-6	-1,911	0	0	0	0	0	0	-9	-2,727
97 2011/2012 0130 Defense Health Program, RDT&E	0	-62	0	0	0	0	0	0	0	0	0	-62
97 2012/2012 0130 Defense Health Program, O&M	0	0	-34	-2,758	0	0	0	0	0	0	-34	-2,758
97 2013/2013 0130 Defense Health Program, O&M	0	0	-74	-4,401	0	0	0	0	0	0	-74	-4,401
97 2014/2014 0130 Defense Health Program, O&M	0	0	-53	-8,310	0	0	0	0	0	0	-53	-8,310
97 2015/2015 0130 Defense Health Program, O&M	0	0	0	0	-218	-4,150	0	0	0	0	-218	-4,150
97 2016/2016 0130 Defense Health Program, O&M	0	0	0	0	21,989	275,114	0	0	0	0	21,989	275,114
DHRA Total	0	0	-24	-65	0	0	0	0	0	0	-24	-65
97 2013/2013 0100 Operation and Maintenance, Defense-Wide	0	0	-1	-3	0	0	0	0	0	0	-1	-3
97 2014/2014 0100 Operation and Maintenance, Defense-Wide	0	0	-6	-55	0	0	0	0	0	0	-6	-55
97 2015/2015 0100 Operation and Maintenance, Defense-Wide	0	0	-17	-7	0	0	0	0	0	0	-17	-7
DISA Total	0	0	3	-2,423	3,980	87,712	0	0	0	0	3,983	85,289
97 2013/2013 0100 Operation and Maintenance, Defense-Wide	0	0	0	-1,625	0	0	0	0	0	0	0	-1,625
97 2014/2014 0100 Operation and Maintenance, Defense-Wide	0	0	0	-546	0	0	0	0	0	0	0	-546
97 2015/2015 0100 Operation and Maintenance, Defense-Wide	0	0	3	-482	0	0	0	0	0	0	3	-482
97 2016/2016 0100 Operation and Maintenance, Defense-Wide	0	0	0	0	4,008	40,201	0	0	0	0	4,008	40,201
97 2015/2017 0300 Procurement, Defense-Wide	0	0	0	230	0	0	0	0	0	0	0	230
97 2016/2018 0300 Procurement, Defense-Wide	0	0	0	0	-28	47,511	0	0	0	0	-28	47,511
DLA Total	0	0	773	8,067	0	0	0	0	0	0	773	8,067
97 2012/XXXX 4930 Defense Working Capital Funds, Defense	0	0	0	9,482	0	0	0	0	0	0	0	9,482
97 2012/XXXX 4930 Defense Working Capital Funds, Defense (Army)	0	0	0	-36,819	0	0	0	0	0	0	0	-36,819
97 2013/XXXX 4930 Defense Working Capital Funds, Defense (Army)	0	0	-11	-505	0	0	0	0	0	0	-11	-505
97 2013/XXXX 4930 Defense Working Capital Funds, Defense	0	0	730	17,197	0	0	0	0	0	0	730	17,197
97 2014/XXXX 4930 Defense Working Capital Funds, Defense (Army)	0	0	-9	-5,169	0	0	0	0	0	0	-9	-5,169

COST OF WAR
Obligations by Component, Appropriation and Operation
Fiscal Year 2007 - 2016
(Amounts in Thousands)
As of August 31, 2016

Appropriation	Operation New Dawn (OND) / Post-OND Iraq Activities		Operation Enduring Freedom		Operation Freedom's Sentinel		Operation Noble Eagle		Operation Inherent Resolve		Summary	
	Obligations August 2016	Obligations Year to Date	Obligations August 2016	Obligations Year to Date	Obligations August 2016	Obligations Year to Date	Obligations August 2016	Obligations Year to Date	Obligations August 2016	Obligations Year to Date	Obligations August 2016	Obligations Year to Date
97 2014/XXXX 4930 Defense Working Capital Funds, Defense	0	0	63	23,881	0	0	0	0	0	0	63	23,881
DLSA Total	0	0	0	-66,507	18,914	158,547	0	0	0	0	18,914	92,040
97 2015/2015 0100 Operation and Maintenance, Defense-Wide	0	0	0	-66,507	0	69,712	0	0	0	0	0	3,205
97 2016/2016 0100 Operation and Maintenance, Defense-Wide	0	0	0	0	18,914	88,835	0	0	0	0	18,914	88,835
DMA Total	0	0	0	1,335	3	5,817	0	0	0	0	3	7,152
97 2013/2013 0100 Operation and Maintenance, Defense-Wide	0	0	0	318	0	0	0	0	0	0	0	318
97 2014/2014 0100 Operation and Maintenance, Defense-Wide	0	0	0	0	0	56	0	0	0	0	0	56
97 2015/2015 0100 Operation and Maintenance, Defense-Wide	0	0	0	1,017	0	0	0	0	0	0	0	1,017
97 2016/2016 0100 Operation and Maintenance, Defense-Wide	0	0	0	0	3	5,761	0	0	0	0	3	5,761
DODEA Total	-32	-1,631	0	-198	0	72,939	0	0	0	0	-32	71,110
97 2011/2011 0100 Operation and Maintenance, Defense-Wide	-32	-3,768	0	0	0	0	0	0	0	0	-32	-3,768
97 2012/2012 0100 Operation and Maintenance, Defense-Wide	0	2,137	0	0	0	0	0	0	0	0	0	2,137
97 2013/2013 0100 Operation and Maintenance, Defense-Wide	0	0	0	-198	0	0	0	0	0	0	0	-198
97 2015/2015 0100 Operation and Maintenance, Defense-Wide	0	0	0	0	0	-4	0	0	0	0	0	-4
97 2016/2016 0100 Operation and Maintenance, Defense-Wide	0	0	0	0	0	72,943	0	0	0	0	0	72,943
DODIG Total	0	-6	125	4,523	-426	1,513	0	0	1,719	12,197	1,418	18,227
97 2011/2011 0107 Office of the Inspector General, Defense	0	-7	0	0	0	0	0	0	0	0	0	-7
97 2012/2012 0107 Office of the Inspector General, Defense	0	0	0	3	0	0	0	0	0	0	0	3
97 2013/2013 0107 Office of the Inspector General, Defense	0	0	0	-34	0	0	0	0	0	0	0	-34
97 2014/2014 0107 Office of the Inspector General, Defense	0	0	125	17	0	0	0	0	0	0	125	17
97 2015/2015 0107 Office of the Inspector General, Defense	0	1	0	4,537	0	148	0	0	0	1,757	0	6,443
97 2016/2016 0107 Office of the Inspector General, Defense	0	0	0	0	-426	1,365	0	0	1,719	10,440	1,293	11,805
DSCA Total	0	0	256	3,861	-7,722	373,432	0	0	0	0	-7,466	377,293
97 2011/XXXX 0100 Operation and Maintenance, Defense-Wide	0	0	0	2,672	0	0	0	0	0	0	0	2,672
97 2012/2012 0100 Operation and Maintenance, Defense-Wide	0	0	0	933	0	0	0	0	0	0	0	933
97 2015/2016 0100 Operation and Maintenance, Defense-Wide	0	0	256	256	0	236,904	0	0	0	0	256	237,160
97 2016/2016 0100 Operation and Maintenance, Defense-Wide	0	0	0	0	-7,722	136,528	0	0	0	0	-7,722	136,528
DTRA Total	0	0	0	0	7,016	93,754	0	0	0	0	7,016	93,754
97 2016/2016 0100 Operation and Maintenance, Defense-Wide	0	0	0	0	7,016	93,754	0	0	0	0	7,016	93,754
JCS Total	0	0	0	-151	0	0	0	0	0	0	0	-151
97 2011/2011 0100 Operation and Maintenance, Defense-Wide	0	0	0	-2	0	0	0	0	0	0	0	-2
97 2012/2012 0100 Operation and Maintenance, Defense-Wide	0	0	0	-146	0	0	0	0	0	0	0	-146
97 2013/2013 0100 Operation and Maintenance, Defense-Wide	0	0	0	-3	0	0	0	0	0	0	0	-3

COST OF WAR
Obligations by Component, Appropriation and Operation
Fiscal Year 2007 - 2016
(Amounts in Thousands)
As of August 31, 2016

Appropriation	Operation New Dawn (OND) / Post-OND Iraq Activities		Operation Enduring Freedom		Operation Freedom's Sentinel		Operation Noble Eagle		Operation Inherent Resolve		Summary	
	Obligations August 2016	Obligations Year to Date	Obligations August 2016	Obligations Year to Date	Obligations August 2016	Obligations Year to Date	Obligations August 2016	Obligations Year to Date	Obligations August 2016	Obligations Year to Date	Obligations August 2016	Obligations Year to Date
OSD Total	0	0	0	-81,432	6,636	135,648	0	0	0	0	6,636	54,216
97 2015/2015 0100 Operation and Maintenance, Defense-Wide	0	0	0	-81,432	0	76,488	0	0	0	0	0	-4,944
97 2016/2016 0100 Operation and Maintenance, Defense-Wide	0	0	0	0	6,636	59,160	0	0	0	0	6,636	59,160
Other Total	0	-3,867	-278	-22,545	5,834	151,797	0	161	1,219	65,888	6,775	191,434
97 2010/2010 0100 Operation and Maintenance, Defense-Wide	0	-157	0	0	0	0	0	0	0	0	0	-157
97 2011/2011 0100 Operation and Maintenance, Defense-Wide	0	-706	-179	-18,125	0	0	0	161	0	0	-179	-18,670
97 2012/2012 0100 Operation and Maintenance, Defense-Wide	0	-394	-25	-1,742	0	0	0	0	0	0	-25	-2,136
97 2013/2013 0100 Operation and Maintenance, Defense-Wide	0	-139	0	-1,393	0	0	0	0	0	0	0	-1,532
97 2014/2014 0100 Operation and Maintenance, Defense-Wide	0	-1,503	-7	-634	0	0	0	0	0	0	-7	-2,137
97 2015/2015 0100 Operation and Maintenance, Defense-Wide	0	134	-67	-1,642	0	0	0	0	0	620	-67	-888
97 2016/2016 0100 Operation and Maintenance, Defense-Wide	0	0	0	0	5,834	150,297	0	0	1,219	65,268	7,053	215,565
97 2009/2011 0300 Procurement, Defense-Wide	0	0	0	-31	0	0	0	0	0	0	0	-31
97 2010/2012 0300 Procurement, Defense-Wide	0	-65	0	-24	0	0	0	0	0	0	0	-89
97 2011/2013 0300 Procurement, Defense-Wide	0	0	0	-17	0	0	0	0	0	0	0	-17
97 2012/2014 0300 Procurement, Defense-Wide	0	0	0	-1	0	0	0	0	0	0	0	-1
97 2013/2015 0300 Procurement, Defense-Wide	0	-343	0	-48	0	0	0	0	0	0	0	-391
97 2014/2016 0300 Procurement, Defense-Wide	0	-135	0	1,749	0	0	0	0	0	0	0	1,614
97 2016/2018 0300 Procurement, Defense-Wide	0	0	0	0	0	1,500	0	0	0	0	0	1,500
97 2009/2010 0400 Research, Development, Test, and Evaluation, Defense-Wide	0	-1	0	0	0	0	0	0	0	0	0	-1
97 2010/2011 0400 Research, Development, Test, and Evaluation, Defense-Wide	0	-413	0	-350	0	0	0	0	0	0	0	-763
97 2011/2012 0400 Research, Development, Test, and Evaluation, Defense-Wide	0	-66	0	-60	0	0	0	0	0	0	0	-126
97 2012/2013 0400 Research, Development, Test, and Evaluation, Defense-Wide	0	-79	0	-227	0	0	0	0	0	0	0	-306
SOCOM Total	0	-132	8,829	155,042	256,007	2,063,124	0	0	43,597	561,204	308,433	2,779,238
97 2010/2010 0100 Operation and Maintenance, Defense-Wide	0	0	0	-66	0	0	0	0	0	0	0	-66
97 2011/2011 0100 Operation and Maintenance, Defense-Wide	0	-113	-376	-1,672	0	0	0	0	0	0	-376	-1,785
97 2012/2012 0100 Operation and Maintenance, Defense-Wide	0	-72	-18	-1,803	0	0	0	0	0	0	-18	-1,875
97 2013/2013 0100 Operation and Maintenance, Defense-Wide	0	0	-2	-1,320	0	0	0	0	0	0	-2	-1,320
97 2014/2014 0100 Operation and Maintenance, Defense-Wide	0	0	77	-901	0	0	0	0	0	0	77	-901
97 2015/2015 0100 Operation and Maintenance, Defense-Wide	0	53	-589	2,197	0	0	0	0	0	0	-589	2,250
97 2016/2016 0100 Operation and Maintenance, Defense-Wide	0	0	0	0	198,257	1,949,750	0	0	43,597	634,243	241,854	2,583,993
97 2014/2016 0300 Procurement, Defense-Wide	0	0	189	2,601	0	0	0	0	0	0	189	2,601
97 2015/2017 0300 Procurement, Defense-Wide	0	0	9,548	156,006	0	0	0	0	0	-91,624	9,548	64,382
97 2016/2018 0300 Procurement, Defense-Wide	0	0	0	0	57,750	113,374	0	0	0	18,585	57,750	131,959

COST OF WAR
Obligations by Component, Appropriation and Operation
Fiscal Year 2007 - 2016
(Amounts in Thousands)
As of August 31, 2016

Appropriation	Operation New Dawn (OND) / Post-OND Iraq Activities		Operation Enduring Freedom		Operation Freedom's Sentinel		Operation Noble Eagle		Operation Inherent Resolve		Summary	
	Obligations August 2016	Obligations Year to Date	Obligations August 2016	Obligations Year to Date	Obligations August 2016	Obligations Year to Date	Obligations August 2016	Obligations Year to Date	Obligations August 2016	Obligations Year to Date	Obligations August 2016	Obligations Year to Date
WHS Total	0	0	0	-622	476	2,224	0	0	0	0	476	1,602
97 2015/2015 0100 Operation and Maintenance, Defense-Wide	0	0	0	-622	0	621	0	0	0	0	0	-1
97 2016/2016 0100 Operation and Maintenance, Defense-Wide	0	0	0	0	476	1,603	0	0	0	0	476	1,603

**Military Personnel Subsidiary Report
(Cost Breakdown Structure)**

COST OF WAR
Military Personnel (MILPERS) Summary Execution by Operation and Cost Breakdown Structure (CBS)
Fiscal Year 2007 - 2016
(Amounts in Thousands)
As of August 31, 2016

	Operation New Dawn (OND) / Post-OND Iraq Activities		Operation Enduring Freedom		Operation Freedom's Sentinel		Operation Noble Eagle		Operation Inherent Resolve		Summary	
	Obligations Year to Date	Disbursements Year to Date	Obligations Year to Date	Disbursements Year to Date	Obligations Year to Date	Disbursements Year to Date	Obligations Year to Date	Disbursements Year to Date	Obligations Year to Date	Disbursements Year to Date	Obligations Year to Date	Disbursements Year to Date
CBS Summary												
MILPERS CBS Summary Total	132	144	-4,026	12,403	2,984,312	2,845,252	35,716	35,716	124,337	124,337	3,140,471	3,017,852
1.0 Personnel Costs	132	144	-4,026	12,403	2,984,312	2,845,252	35,716	35,716	124,337	124,337	3,140,471	3,017,852
1.1.1 Reserve Components Called To Active Duty	104	104	0	0	2,160,472	2,117,722	35,083	35,083	90,506	90,506	2,286,165	2,243,415
1.1.2 Imminent Danger or Hostile Fire Pay	1	1	0	0	57,344	55,413	0	0	3,207	3,207	60,552	58,621
1.1.3 Family Separation Allowance	2	2	0	0	86,333	82,361	292	292	4,307	4,307	90,934	86,962
1.1.4 Hardship Duty Pay	1	1	0	0	38,895	37,640	341	341	2,615	2,615	41,852	40,597
1.1.5 Subsistence	10	10	0	0	274,769	273,258	0	0	18,513	18,513	293,292	291,781
1.1.6 Reserve Components Predeployment Training	12	24	-4,048	12,377	171,728	137,422	0	0	1	1	167,693	149,824
1.1.7 Other Military Personnel (Special Pay)	2	2	22	26	121,384	118,812	0	0	5,188	5,188	126,596	124,028
1.1.8 Active Component Overstrength	0	0	0	0	73,387	22,624	0	0	0	0	73,387	22,624
1.0 Personnel Sub-Total	132	144	-4,026	12,403	2,984,312	2,845,252	35,716	35,716	124,337	124,337	3,140,471	3,017,852

COST OF WAR
Military Personnel (MILPERS) Summary Execution by Operation, Component, and Cost Breakdown Structure (CBS)
Fiscal Year 2007 - 2016
(Amounts in Thousands)
As of August 31, 2016

Component	Operation New Dawn (OND) / Post-OND Iraq Activities		Operation Enduring Freedom		Operation Freedom's Sentinel		Operation Noble Eagle		Operation Inherent Resolve		Summary	
	Obligations Year To Date	Disbursements Year To Date	Obligations Year To Date	Disbursements Year To Date	Obligations Year To Date	Disbursements Year To Date	Obligations Year To Date	Disbursements Year To Date	Obligations Year To Date	Disbursements Year To Date	Obligations Year To Date	Disbursements Year To Date
Grand Total	132	144	-4,026	12,403	2,984,312	2,845,252	35,716	35,716	124,337	124,337	3,140,471	3,017,852
Army Total	12	24	-4,030	11,706	1,745,259	1,725,993	26,721	26,721	90,559	90,559	1,858,521	1,855,003
1.1.1 Reserve Components Called To Active Duty	0	0	0	0	1,284,976	1,284,976	26,238	26,238	73,056	73,056	1,384,270	1,384,270
1.1.2 Imminent Danger or Hostile Fire Pay	0	0	0	0	31,363	31,363	0	0	1,718	1,718	33,081	33,081
1.1.3 Family Separation Allowance	0	0	0	0	35,763	35,763	142	142	1,965	1,965	37,870	37,870
1.1.4 Hardship Duty Pay	0	0	0	0	17,449	17,449	341	341	998	998	18,788	18,788
1.1.5 Subsistence	0	0	0	0	162,302	162,302	0	0	9,983	9,983	172,285	172,285
1.1.6 Reserve Components Predeployment Training	12	24	-4,052	11,680	133,436	114,170	0	0	1	1	129,397	125,875
1.1.7 Other Military Personnel (Special Pay)	0	0	22	26	79,970	79,970	0	0	2,838	2,838	82,830	82,834
1.0 Personnel Sub-Total	12	24	-4,030	11,706	1,745,259	1,725,993	26,721	26,721	90,559	90,559	1,858,521	1,855,003
Navy/Marine Corps Total	0	0	0	0	494,753	388,657	0	0	0	0	494,753	388,657
Navy Total	0	0	0	0	322,561	320,172	0	0	0	0	322,561	320,172
1.1.1 Reserve Components Called To Active Duty	0	0	0	0	235,956	235,956	0	0	0	0	235,956	235,956
1.1.2 Imminent Danger or Hostile Fire Pay	0	0	0	0	6,619	6,619	0	0	0	0	6,619	6,619
1.1.3 Family Separation Allowance	0	0	0	0	21,303	21,303	0	0	0	0	21,303	21,303
1.1.4 Hardship Duty Pay	0	0	0	0	3,526	3,526	0	0	0	0	3,526	3,526
1.1.5 Subsistence	0	0	0	0	24,334	24,334	0	0	0	0	24,334	24,334
1.1.6 Reserve Components Predeployment Training	0	0	0	0	12,345	12,015	0	0	0	0	12,345	12,015
1.1.7 Other Military Personnel (Special Pay)	0	0	0	0	18,478	16,419	0	0	0	0	18,478	16,419
1.0 Personnel Sub-Total	0	0	0	0	322,561	320,172	0	0	0	0	322,561	320,172
Marine Corps Total	0	0	0	0	172,192	68,485	0	0	0	0	172,192	68,485
1.1.1 Reserve Components Called To Active Duty	0	0	0	0	78,831	36,213	0	0	0	0	78,831	36,213
1.1.2 Imminent Danger or Hostile Fire Pay	0	0	0	0	3,155	1,224	0	0	0	0	3,155	1,224
1.1.3 Family Separation Allowance	0	0	0	0	6,648	2,676	0	0	0	0	6,648	2,676
1.1.4 Hardship Duty Pay	0	0	0	0	2,238	983	0	0	0	0	2,238	983
1.1.5 Subsistence	0	0	0	0	2,772	1,261	0	0	0	0	2,772	1,261
1.1.6 Reserve Components Predeployment Training	0	0	0	0	4,024	2,880	0	0	0	0	4,024	2,880
1.1.7 Other Military Personnel (Special Pay)	0	0	0	0	1,137	624	0	0	0	0	1,137	624
1.1.8 Active Component Overstrength	0	0	0	0	73,387	22,624	0	0	0	0	73,387	22,624
1.0 Personnel Sub-Total	0	0	0	0	172,192	68,485	0	0	0	0	172,192	68,485
Air Force Total	120	120	4	697	744,300	730,602	8,995	8,995	33,778	33,778	787,197	774,192
1.1.1 Reserve Components Called To Active Duty	104	104	0	0	560,709	560,577	8,845	8,845	17,450	17,450	587,108	586,976
1.1.2 Imminent Danger or Hostile Fire Pay	1	1	0	0	16,207	16,207	0	0	1,489	1,489	17,697	17,697

COST OF WAR
Military Personnel (MILPERS) Summary Execution by Operation, Component, and Cost Breakdown Structure (CBS)
Fiscal Year 2007 - 2016
(Amounts in Thousands)
As of August 31, 2016

Component	Operation New Dawn (OND) / Post-OND Iraq Activities		Operation Enduring Freedom		Operation Freedom's Sentinel		Operation Noble Eagle		Operation Inherent Resolve		Summary	
	Obligations Year To Date	Disbursements Year To Date	Obligations Year To Date	Disbursements Year To Date	Obligations Year To Date	Disbursements Year To Date	Obligations Year To Date	Disbursements Year To Date	Obligations Year To Date	Disbursements Year To Date	Obligations Year To Date	Disbursements Year To Date
1.1.3 Family Separation Allowance	2	2	0	0	22,619	22,619	150	150	2,342	2,342	25,113	25,113
1.1.4 Hardship Duty Pay	1	1	0	0	15,682	15,682	0	0	1,617	1,617	17,300	17,300
1.1.5 Subsistence	10	10	0	0	85,361	85,361	0	0	8,530	8,530	93,901	93,901
1.1.6 Reserve Components Predeployment Training	0	0	4	697	21,923	8,357	0	0	0	0	21,927	9,054
1.1.7 Other Military Personnel (Special Pay)	2	2	0	0	21,799	21,799	0	0	2,350	2,350	24,151	24,151
1.0 Personnel Sub-Total	120	120	4	697	744,300	730,602	8,995	8,995	33,778	33,778	787,197	774,192

COST OF WAR
Military Personnel (MILPERS) Summary Execution by Operation, Component, Appropriation and Cost Breakdown Structure (CBS)
Fiscal Year 2007 - 2016
(Amounts in Thousands)
As of August 31, 2016

Component and Appropriation	Operation New Dawn (OND) / Post-OND Iraq Activities		Operation Enduring Freedom		Operation Freedom's Sentinel		Operation Noble Eagle		Operation Inherent Resolve		Summary	
	Obligations Year to Date	Disbursements Year to Date	Obligations Year to Date	Disbursements Year to Date	Obligations Year to Date	Disbursements Year to Date	Obligations Year to Date	Disbursements Year to Date	Obligations Year to Date	Disbursements Year to Date	Obligations Year to Date	Disbursements Year to Date
Grand Total	132	144	-4,026	12,403	2,984,312	2,845,252	35,716	35,716	124,337	124,337	3,140,471	3,017,852
Army Total	12	24	-4,030	11,706	1,745,259	1,725,993	26,721	26,721	90,559	90,559	1,858,521	1,855,003
Army Active Total	0	0	0	0	1,611,823	1,611,823	26,721	26,721	90,558	90,558	1,729,102	1,729,102
Military Personnel, Army												
1.1.1 Reserve Components Called To Active Duty	0	0	0	0	1,284,976	1,284,976	26,238	26,238	73,056	73,056	1,384,270	1,384,270
1.1.2 Imminent Danger or Hostile Fire Pay	0	0	0	0	31,363	31,363	0	0	1,718	1,718	33,081	33,081
1.1.3 Family Separation Allowance	0	0	0	0	35,763	35,763	142	142	1,965	1,965	37,870	37,870
1.1.4 Hardship Duty Pay	0	0	0	0	17,449	17,449	341	341	998	998	18,788	18,788
1.1.5 Subsistence	0	0	0	0	162,302	162,302	0	0	9,983	9,983	172,285	172,285
1.1.7 Other Military Personnel (Special Pay)	0	0	0	0	79,970	79,970	0	0	2,838	2,838	82,808	82,808
1.0 Personnel Sub-Total	0	0	0	0	1,611,823	1,611,823	26,721	26,721	90,558	90,558	1,729,102	1,729,102
Army Reserve Total	5	5	-504	1,198	15,801	14,703	0	0	1	1	15,303	15,907
Reserve Personnel, Army												
1.1.6 Reserve Components Predeployment Training	5	5	-504	1,198	15,801	14,703	0	0	1	1	15,303	15,907
1.0 Personnel Sub-Total	5	5	-504	1,198	15,801	14,703	0	0	1	1	15,303	15,907
Army National Guard Total	7	19	-3,526	10,508	117,635	99,467	0	0	0	0	114,116	109,994
National Guard Personnel, Army												
1.1.6 Reserve Components Predeployment Training	7	19	-3,548	10,482	117,635	99,467	0	0	0	0	114,094	109,968
1.1.7 Other Military Personnel (Special Pay)	0	0	22	26	0	0	0	0	0	0	22	26
1.0 Personnel Sub-Total	7	19	-3,526	10,508	117,635	99,467	0	0	0	0	114,116	109,994
Navy/Marine Corps Total	0	0	0	0	494,753	388,657	0	0	0	0	494,753	388,657
Navy Total	0	0	0	0	322,561	320,172	0	0	0	0	322,561	320,172
Navy Active Total	0	0	0	0	310,048	307,989	0	0	0	0	310,048	307,989
Military Personnel, Navy												
1.1.1 Reserve Components Called To Active Duty	0	0	0	0	235,956	235,956	0	0	0	0	235,956	235,956
1.1.2 Imminent Danger or Hostile Fire Pay	0	0	0	0	6,579	6,579	0	0	0	0	6,579	6,579
1.1.3 Family Separation Allowance	0	0	0	0	21,303	21,303	0	0	0	0	21,303	21,303
1.1.4 Hardship Duty Pay	0	0	0	0	3,454	3,454	0	0	0	0	3,454	3,454
1.1.5 Subsistence	0	0	0	0	24,334	24,334	0	0	0	0	24,334	24,334
1.1.7 Other Military Personnel (Special Pay)	0	0	0	0	18,422	16,363	0	0	0	0	18,422	16,363
1.0 Personnel Sub-Total	0	0	0	0	310,048	307,989	0	0	0	0	310,048	307,989
Navy Reserve Total	0	0	0	0	12,513	12,183	0	0	0	0	12,513	12,183
Reserve Personnel, Navy												

COST OF WAR
Military Personnel (MILPERS) Summary Execution by Operation, Component, Appropriation and Cost Breakdown Structure (CBS)
Fiscal Year 2007 - 2016
(Amounts in Thousands)
As of August 31, 2016

Component and Appropriation	Operation New Dawn (OND) / Post-OND Iraq Activities		Operation Enduring Freedom		Operation Freedom's Sentinel		Operation Noble Eagle		Operation Inherent Resolve		Summary	
	Obligations Year to Date	Disbursements Year to Date	Obligations Year to Date	Disbursements Year to Date	Obligations Year to Date	Disbursements Year to Date	Obligations Year to Date	Disbursements Year to Date	Obligations Year to Date	Disbursements Year to Date	Obligations Year to Date	Disbursements Year to Date
1.1.2 Imminent Danger or Hostile Fire Pay	0	0	0	0	40	40	0	0	0	0	40	40
1.1.4 Hardship Duty Pay	0	0	0	0	72	72	0	0	0	0	72	72
1.1.6 Reserve Components Predeployment Training	0	0	0	0	12,345	12,015	0	0	0	0	12,345	12,015
1.1.7 Other Military Personnel (Special Pay)	0	0	0	0	56	56	0	0	0	0	56	56
1.0 Personnel Sub-Total	0	0	0	0	12,513	12,183	0	0	0	0	12,513	12,183
Marine Corps Total	0	0	0	0	172,192	68,485	0	0	0	0	172,192	68,485
Marine Corps Active Total	0	0	0	0	168,097	65,548	0	0	0	0	168,097	65,548
Military Personnel, Marine Corps												
1.1.1 Reserve Components Called To Active Duty	0	0	0	0	78,831	36,213	0	0	0	0	78,831	36,213
1.1.2 Imminent Danger or Hostile Fire Pay	0	0	0	0	3,145	1,216	0	0	0	0	3,145	1,216
1.1.3 Family Separation Allowance	0	0	0	0	6,602	2,639	0	0	0	0	6,602	2,639
1.1.4 Hardship Duty Pay	0	0	0	0	2,223	971	0	0	0	0	2,223	971
1.1.5 Subsistence	0	0	0	0	2,772	1,261	0	0	0	0	2,772	1,261
1.1.7 Other Military Personnel (Special Pay)	0	0	0	0	1,137	624	0	0	0	0	1,137	624
1.1.8 Active Component Overstrength	0	0	0	0	73,387	22,624	0	0	0	0	73,387	22,624
1.0 Personnel Sub-Total	0	0	0	0	168,097	65,548	0	0	0	0	168,097	65,548
Marine Corps Reserve Total	0	0	0	0	4,095	2,937	0	0	0	0	4,095	2,937
Reserve Personnel, Marine Corps												
1.1.2 Imminent Danger or Hostile Fire Pay	0	0	0	0	10	8	0	0	0	0	10	8
1.1.3 Family Separation Allowance	0	0	0	0	46	37	0	0	0	0	46	37
1.1.4 Hardship Duty Pay	0	0	0	0	15	12	0	0	0	0	15	12
1.1.6 Reserve Components Predeployment Training	0	0	0	0	4,024	2,880	0	0	0	0	4,024	2,880
1.0 Personnel Sub-Total	0	0	0	0	4,095	2,937	0	0	0	0	4,095	2,937
Air Force Total	120	120	4	697	744,300	730,602	8,995	8,995	33,778	33,778	787,197	774,192
Air Force Active Total	120	120	0	0	722,079	722,079	8,995	8,995	33,778	33,778	764,972	764,972
Military Personnel, Air Force												
1.1.1 Reserve Components Called To Active Duty	104	104	0	0	560,411	560,411	8,845	8,845	17,450	17,450	586,810	586,810
1.1.2 Imminent Danger or Hostile Fire Pay	1	1	0	0	16,207	16,207	0	0	1,489	1,489	17,697	17,697
1.1.3 Family Separation Allowance	2	2	0	0	22,619	22,619	150	150	2,342	2,342	25,113	25,113
1.1.4 Hardship Duty Pay	1	1	0	0	15,682	15,682	0	0	1,617	1,617	17,300	17,300
1.1.5 Subsistence	10	10	0	0	85,361	85,361	0	0	8,530	8,530	93,901	93,901
1.1.7 Other Military Personnel (Special Pay)	2	2	0	0	21,799	21,799	0	0	2,350	2,350	24,151	24,151
1.0 Personnel Sub-Total	120	120	0	0	722,079	722,079	8,995	8,995	33,778	33,778	764,972	764,972

COST OF WAR
Military Personnel (MILPERS) Summary Execution by Operation, Component, Appropriation and Cost Breakdown Structure (CBS)
Fiscal Year 2007 - 2016
(Amounts in Thousands)
As of August 31, 2016

Component and Appropriation	Operation New Dawn (OND) / Post-OND Iraq Activities		Operation Enduring Freedom		Operation Freedom's Sentinel		Operation Noble Eagle		Operation Inherent Resolve		Summary	
	Obligations Year to Date	Disbursements Year to Date	Obligations Year to Date	Disbursements Year to Date	Obligations Year to Date	Disbursements Year to Date	Obligations Year to Date	Disbursements Year to Date	Obligations Year to Date	Disbursements Year to Date	Obligations Year to Date	Disbursements Year to Date
Air Force Reserve Total	0	0	4	697	17,326	4,052	0	0	0	0	17,330	4,749
Reserve Personnel, Air Force												
1.1.6 Reserve Components Predeployment Training	0	0	4	697	17,326	4,052	0	0	0	0	17,330	4,749
1.0 Personnel Sub-Total	0	0	4	697	17,326	4,052	0	0	0	0	17,330	4,749
Air Force National Guard Total	0	0	0	0	4,895	4,471	0	0	0	0	4,895	4,471
National Guard Personnel, Air Force												
1.1.1 Reserve Components Called To Active Duty	0	0	0	0	298	166	0	0	0	0	298	166
1.1.6 Reserve Components Predeployment Training	0	0	0	0	4,597	4,305	0	0	0	0	4,597	4,305
1.0 Personnel Sub-Total	0	0	0	0	4,895	4,471	0	0	0	0	4,895	4,471

COST OF WAR
Military Personnel (MILPERS) Summary Execution by Operation and Cost Breakdown Structure (CBS)
Beginning Fiscal Year - 2016
(Amounts in Thousands)
As of August 31, 2016

	Operation New Dawn (OND) / Post-OND Iraq Activities		Operation Enduring Freedom		Operation Freedom's Sentinel		Operation Noble Eagle		Operation Inherent Resolve		Summary	
	Obligations Year to Date	Disbursements Year to Date	Obligations Year to Date	Disbursements Year to Date	Obligations Year to Date	Disbursements Year to Date	Obligations Year to Date	Disbursements Year to Date	Obligations Year to Date	Disbursements Year to Date	Obligations Year to Date	Disbursements Year to Date
CBS Summary												
MILPERS CBS Summary Total	120	120	0	0	2,984,312	2,845,252	35,716	35,716	124,337	124,337	3,144,485	3,005,425
1.0 Personnel Costs	120	120	0	0	2,984,312	2,845,252	35,716	35,716	124,337	124,337	3,144,485	3,005,425
1.1.1 Reserve Components Called To Active Duty	104	104	0	0	2,160,472	2,117,722	35,083	35,083	90,506	90,506	2,286,165	2,243,415
1.1.2 Imminent Danger or Hostile Fire Pay	1	1	0	0	57,344	55,413	0	0	3,207	3,207	60,552	58,621
1.1.3 Family Separation Allowance	2	2	0	0	86,333	82,361	292	292	4,307	4,307	90,934	86,962
1.1.4 Hardship Duty Pay	1	1	0	0	38,895	37,640	341	341	2,615	2,615	41,852	40,597
1.1.5 Subsistence	10	10	0	0	274,769	273,258	0	0	18,513	18,513	293,292	291,781
1.1.6 Reserve Components Predeployment Training	0	0	0	0	171,728	137,422	0	0	1	1	171,729	137,423
1.1.7 Other Military Personnel (Special Pay)	2	2	0	0	121,384	118,812	0	0	5,188	5,188	126,574	124,002
1.1.8 Active Component Overstrength	0	0	0	0	73,387	22,624	0	0	0	0	73,387	22,624
1.0 Personnel Sub-Total	120	120	0	0	2,984,312	2,845,252	35,716	35,716	124,337	124,337	3,144,485	3,005,425

COST OF WAR
Military Personnel (MILPERS) Summary Execution by Operation, Component, and Cost Breakdown Structure (CBS)
Beginning Fiscal Year - 2016
(Amounts in Thousands)
As of August 31, 2016

Component	Operation New Dawn (OND) / Post-OND Iraq Activities		Operation Enduring Freedom		Operation Freedom's Sentinel		Operation Noble Eagle		Operation Inherent Resolve		Summary	
	Obligations Year To Date	Disbursements Year To Date	Obligations Year To Date	Disbursements Year To Date	Obligations Year To Date	Disbursements Year To Date	Obligations Year To Date	Disbursements Year To Date	Obligations Year To Date	Disbursements Year To Date	Obligations Year To Date	Disbursements Year To Date
Grand Total	120	120	0	0	2,984,312	2,845,252	35,716	35,716	124,337	124,337	3,144,485	3,005,425
Army Total	0	0	0	0	1,745,259	1,725,993	26,721	26,721	90,559	90,559	1,862,539	1,843,273
1.1.1 Reserve Components Called To Active Duty	0	0	0	0	1,284,976	1,284,976	26,238	26,238	73,056	73,056	1,384,270	1,384,270
1.1.2 Imminent Danger or Hostile Fire Pay	0	0	0	0	31,363	31,363	0	0	1,718	1,718	33,081	33,081
1.1.3 Family Separation Allowance	0	0	0	0	35,763	35,763	142	142	1,965	1,965	37,870	37,870
1.1.4 Hardship Duty Pay	0	0	0	0	17,449	17,449	341	341	998	998	18,788	18,788
1.1.5 Subsistence	0	0	0	0	162,302	162,302	0	0	9,983	9,983	172,285	172,285
1.1.6 Reserve Components Predeployment Training	0	0	0	0	133,436	114,170	0	0	1	1	133,437	114,171
1.1.7 Other Military Personnel (Special Pay)	0	0	0	0	79,970	79,970	0	0	2,838	2,838	82,808	82,808
1.0 Personnel Sub-Total	0	0	0	0	1,745,259	1,725,993	26,721	26,721	90,559	90,559	1,862,539	1,843,273
Navy/Marine Corps Total	0	0	0	0	494,753	388,657	0	0	0	0	494,753	388,657
Navy Total	0	0	0	0	322,561	320,172	0	0	0	0	322,561	320,172
1.1.1 Reserve Components Called To Active Duty	0	0	0	0	235,956	235,956	0	0	0	0	235,956	235,956
1.1.2 Imminent Danger or Hostile Fire Pay	0	0	0	0	6,619	6,619	0	0	0	0	6,619	6,619
1.1.3 Family Separation Allowance	0	0	0	0	21,303	21,303	0	0	0	0	21,303	21,303
1.1.4 Hardship Duty Pay	0	0	0	0	3,526	3,526	0	0	0	0	3,526	3,526
1.1.5 Subsistence	0	0	0	0	24,334	24,334	0	0	0	0	24,334	24,334
1.1.6 Reserve Components Predeployment Training	0	0	0	0	12,345	12,015	0	0	0	0	12,345	12,015
1.1.7 Other Military Personnel (Special Pay)	0	0	0	0	18,478	16,419	0	0	0	0	18,478	16,419
1.0 Personnel Sub-Total	0	0	0	0	322,561	320,172	0	0	0	0	322,561	320,172
Marine Corps Total	0	0	0	0	172,192	68,485	0	0	0	0	172,192	68,485
1.1.1 Reserve Components Called To Active Duty	0	0	0	0	78,831	36,213	0	0	0	0	78,831	36,213
1.1.2 Imminent Danger or Hostile Fire Pay	0	0	0	0	3,155	1,224	0	0	0	0	3,155	1,224
1.1.3 Family Separation Allowance	0	0	0	0	6,648	2,676	0	0	0	0	6,648	2,676
1.1.4 Hardship Duty Pay	0	0	0	0	2,238	983	0	0	0	0	2,238	983
1.1.5 Subsistence	0	0	0	0	2,772	1,261	0	0	0	0	2,772	1,261
1.1.6 Reserve Components Predeployment Training	0	0	0	0	4,024	2,880	0	0	0	0	4,024	2,880
1.1.7 Other Military Personnel (Special Pay)	0	0	0	0	1,137	624	0	0	0	0	1,137	624
1.1.8 Active Component Overstrength	0	0	0	0	73,387	22,624	0	0	0	0	73,387	22,624
1.0 Personnel Sub-Total	0	0	0	0	172,192	68,485	0	0	0	0	172,192	68,485
Air Force Total	120	120	0	0	744,300	730,602	8,995	8,995	33,778	33,778	787,193	773,495
1.1.1 Reserve Components Called To Active Duty	104	104	0	0	560,709	560,577	8,845	8,845	17,450	17,450	587,108	586,976
1.1.2 Imminent Danger or Hostile Fire Pay	1	1	0	0	16,207	16,207	0	0	1,489	1,489	17,697	17,697

COST OF WAR
Military Personnel (MILPERS) Summary Execution by Operation, Component, and Cost Breakdown Structure (CBS)
Beginning Fiscal Year - 2016
(Amounts in Thousands)
As of August 31, 2016

Component	Operation New Dawn (OND) / Post-OND Iraq Activities		Operation Enduring Freedom		Operation Freedom's Sentinel		Operation Noble Eagle		Operation Inherent Resolve		Summary	
	Obligations Year To Date	Disbursements Year To Date	Obligations Year To Date	Disbursements Year To Date	Obligations Year To Date	Disbursements Year To Date	Obligations Year To Date	Disbursements Year To Date	Obligations Year To Date	Disbursements Year To Date	Obligations Year To Date	Disbursements Year To Date
1.1.3 Family Separation Allowance	2	2	0	0	22,619	22,619	150	150	2,342	2,342	25,113	25,113
1.1.4 Hardship Duty Pay	1	1	0	0	15,682	15,682	0	0	1,617	1,617	17,300	17,300
1.1.5 Subsistence	10	10	0	0	85,361	85,361	0	0	8,530	8,530	93,901	93,901
1.1.6 Reserve Components Predeployment Training	0	0	0	0	21,923	8,357	0	0	0	0	21,923	8,357
1.1.7 Other Military Personnel (Special Pay)	2	2	0	0	21,799	21,799	0	0	2,350	2,350	24,151	24,151
1.0 Personnel Sub-Total	120	120	0	0	744,300	730,602	8,995	8,995	33,778	33,778	787,193	773,495

COST OF WAR
Military Personnel (MILPERS) Summary Execution by Operation, Component, Appropriation and Cost Breakdown Structure (CBS)
Beginning Fiscal Year - 2016
(Amounts in Thousands)
As of August 31, 2016

Component and Appropriation	Operation New Dawn (OND) / Post-OND Iraq Activities		Operation Enduring Freedom		Operation Freedom's Sentinel		Operation Noble Eagle		Operation Inherent Resolve		Summary	
	Obligations Year to Date	Disbursements Year to Date	Obligations Year to Date	Disbursements Year to Date	Obligations Year to Date	Disbursements Year to Date	Obligations Year to Date	Disbursements Year to Date	Obligations Year to Date	Disbursements Year to Date	Obligations Year to Date	Disbursements Year to Date
Grand Total	120	120	0	0	2,984,312	2,845,252	35,716	35,716	124,337	124,337	3,144,485	3,005,425
Army Total	0	0	0	0	1,745,259	1,725,993	26,721	26,721	90,559	90,559	1,862,539	1,843,273
Army Active Total	0	0	0	0	1,611,823	1,611,823	26,721	26,721	90,558	90,558	1,729,102	1,729,102
Military Personnel, Army												
1.1.1 Reserve Components Called To Active Duty	0	0	0	0	1,284,976	1,284,976	26,238	26,238	73,056	73,056	1,384,270	1,384,270
1.1.2 Imminent Danger or Hostile Fire Pay	0	0	0	0	31,363	31,363	0	0	1,718	1,718	33,081	33,081
1.1.3 Family Separation Allowance	0	0	0	0	35,763	35,763	142	142	1,965	1,965	37,870	37,870
1.1.4 Hardship Duty Pay	0	0	0	0	17,449	17,449	341	341	998	998	18,788	18,788
1.1.5 Subsistence	0	0	0	0	162,302	162,302	0	0	9,983	9,983	172,285	172,285
1.1.7 Other Military Personnel (Special Pay)	0	0	0	0	79,970	79,970	0	0	2,838	2,838	82,808	82,808
1.0 Personnel Sub-Total	0	0	0	0	1,611,823	1,611,823	26,721	26,721	90,558	90,558	1,729,102	1,729,102
Army Reserve Total	0	0	0	0	15,801	14,703	0	0	1	1	15,802	14,704
Reserve Personnel, Army												
1.1.6 Reserve Components Predeployment Training	0	0	0	0	15,801	14,703	0	0	1	1	15,802	14,704
1.0 Personnel Sub-Total	0	0	0	0	15,801	14,703	0	0	1	1	15,802	14,704
Army National Guard Total	0	0	0	0	117,635	99,467	0	0	0	0	117,635	99,467
National Guard Personnel, Army												
1.1.6 Reserve Components Predeployment Training	0	0	0	0	117,635	99,467	0	0	0	0	117,635	99,467
1.0 Personnel Sub-Total	0	0	0	0	117,635	99,467	0	0	0	0	117,635	99,467
Navy/Marine Corps Total	0	0	0	0	494,753	388,657	0	0	0	0	494,753	388,657
Navy Total	0	0	0	0	322,561	320,172	0	0	0	0	322,561	320,172
Navy Active Total	0	0	0	0	310,048	307,989	0	0	0	0	310,048	307,989
Military Personnel, Navy												
1.1.1 Reserve Components Called To Active Duty	0	0	0	0	235,956	235,956	0	0	0	0	235,956	235,956
1.1.2 Imminent Danger or Hostile Fire Pay	0	0	0	0	6,579	6,579	0	0	0	0	6,579	6,579
1.1.3 Family Separation Allowance	0	0	0	0	21,303	21,303	0	0	0	0	21,303	21,303
1.1.4 Hardship Duty Pay	0	0	0	0	3,454	3,454	0	0	0	0	3,454	3,454
1.1.5 Subsistence	0	0	0	0	24,334	24,334	0	0	0	0	24,334	24,334
1.1.7 Other Military Personnel (Special Pay)	0	0	0	0	18,422	16,363	0	0	0	0	18,422	16,363
1.0 Personnel Sub-Total	0	0	0	0	310,048	307,989	0	0	0	0	310,048	307,989
Navy Reserve Total	0	0	0	0	12,513	12,183	0	0	0	0	12,513	12,183
Reserve Personnel, Navy												
1.1.2 Imminent Danger or Hostile Fire Pay	0	0	0	0	40	40	0	0	0	0	40	40

COST OF WAR
Military Personnel (MILPERS) Summary Execution by Operation, Component, Appropriation and Cost Breakdown Structure (CBS)
Beginning Fiscal Year - 2016
(Amounts in Thousands)
As of August 31, 2016

Component and Appropriation	Operation New Dawn (OND) / Post-OND Iraq Activities		Operation Enduring Freedom		Operation Freedom's Sentinel		Operation Noble Eagle		Operation Inherent Resolve		Summary	
	Obligations Year to Date	Disbursements Year to Date	Obligations Year to Date	Disbursements Year to Date	Obligations Year to Date	Disbursements Year to Date	Obligations Year to Date	Disbursements Year to Date	Obligations Year to Date	Disbursements Year to Date	Obligations Year to Date	Disbursements Year to Date
1.1.4 Hardship Duty Pay	0	0	0	0	72	72	0	0	0	0	72	72
1.1.6 Reserve Components Predeployment Training	0	0	0	0	12,345	12,015	0	0	0	0	12,345	12,015
1.1.7 Other Military Personnel (Special Pay)	0	0	0	0	56	56	0	0	0	0	56	56
1.0 Personnel Sub-Total	0	0	0	0	12,513	12,183	0	0	0	0	12,513	12,183
Marine Corps Total	0	0	0	0	172,192	68,485	0	0	0	0	172,192	68,485
Marine Corps Active Total	0	0	0	0	168,097	65,548	0	0	0	0	168,097	65,548
Military Personnel, Marine Corps												
1.1.1 Reserve Components Called To Active Duty	0	0	0	0	78,831	36,213	0	0	0	0	78,831	36,213
1.1.2 Imminent Danger or Hostile Fire Pay	0	0	0	0	3,145	1,216	0	0	0	0	3,145	1,216
1.1.3 Family Separation Allowance	0	0	0	0	6,602	2,639	0	0	0	0	6,602	2,639
1.1.4 Hardship Duty Pay	0	0	0	0	2,223	971	0	0	0	0	2,223	971
1.1.5 Subsistence	0	0	0	0	2,772	1,261	0	0	0	0	2,772	1,261
1.1.7 Other Military Personnel (Special Pay)	0	0	0	0	1,137	624	0	0	0	0	1,137	624
1.1.8 Active Component Overstrength	0	0	0	0	73,387	22,624	0	0	0	0	73,387	22,624
1.0 Personnel Sub-Total	0	0	0	0	168,097	65,548	0	0	0	0	168,097	65,548
Marine Corps Reserve Total	0	0	0	0	4,095	2,937	0	0	0	0	4,095	2,937
Reserve Personnel, Marine Corps												
1.1.2 Imminent Danger or Hostile Fire Pay	0	0	0	0	10	8	0	0	0	0	10	8
1.1.3 Family Separation Allowance	0	0	0	0	46	37	0	0	0	0	46	37
1.1.4 Hardship Duty Pay	0	0	0	0	15	12	0	0	0	0	15	12
1.1.6 Reserve Components Predeployment Training	0	0	0	0	4,024	2,880	0	0	0	0	4,024	2,880
1.0 Personnel Sub-Total	0	0	0	0	4,095	2,937	0	0	0	0	4,095	2,937
Air Force Total	120	120	0	0	744,300	730,602	8,995	8,995	33,778	33,778	787,193	773,495
Air Force Active Total	120	120	0	0	722,079	722,079	8,995	8,995	33,778	33,778	764,972	764,972
Military Personnel, Air Force												
1.1.1 Reserve Components Called To Active Duty	104	104	0	0	560,411	560,411	8,845	8,845	17,450	17,450	586,810	586,810
1.1.2 Imminent Danger or Hostile Fire Pay	1	1	0	0	16,207	16,207	0	0	1,489	1,489	17,697	17,697
1.1.3 Family Separation Allowance	2	2	0	0	22,619	22,619	150	150	2,342	2,342	25,113	25,113
1.1.4 Hardship Duty Pay	1	1	0	0	15,682	15,682	0	0	1,617	1,617	17,300	17,300
1.1.5 Subsistence	10	10	0	0	85,361	85,361	0	0	8,530	8,530	93,901	93,901
1.1.7 Other Military Personnel (Special Pay)	2	2	0	0	21,799	21,799	0	0	2,350	2,350	24,151	24,151
1.0 Personnel Sub-Total	120	120	0	0	722,079	722,079	8,995	8,995	33,778	33,778	764,972	764,972
Air Force Reserve Total	0	0	0	0	17,326	4,052	0	0	0	0	17,326	4,052

COST OF WAR
Military Personnel (MILPERS) Summary Execution by Operation, Component, Appropriation and Cost Breakdown Structure (CBS)
Beginning Fiscal Year - 2016
(Amounts in Thousands)
As of August 31, 2016

Component and Appropriation	Operation New Dawn (OND) / Post-OND Iraq Activities		Operation Enduring Freedom		Operation Freedom's Sentinel		Operation Noble Eagle		Operation Inherent Resolve		Summary	
	Obligations Year to Date	Disbursements Year to Date	Obligations Year to Date	Disbursements Year to Date	Obligations Year to Date	Disbursements Year to Date	Obligations Year to Date	Disbursements Year to Date	Obligations Year to Date	Disbursements Year to Date	Obligations Year to Date	Disbursements Year to Date
Reserve Personnel, Air Force												
1.1.6 Reserve Components Predeployment Training	0	0	0	0	17,326	4,052	0	0	0	0	17,326	4,052
1.0 Personnel Sub-Total	0	0	0	0	17,326	4,052	0	0	0	0	17,326	4,052
Air Force National Guard Total	0	0	0	0	4,895	4,471	0	0	0	0	4,895	4,471
National Guard Personnel, Air Force												
1.1.1 Reserve Components Called To Active Duty	0	0	0	0	298	166	0	0	0	0	298	166
1.1.6 Reserve Components Predeployment Training	0	0	0	0	4,597	4,305	0	0	0	0	4,597	4,305
1.0 Personnel Sub-Total	0	0	0	0	4,895	4,471	0	0	0	0	4,895	4,471

**Operation and Maintenance Subsidiary Report
(Cost Breakdown Structure)**

COST OF WAR
Operation and Maintenance (O&M) Summary Execution by Operation and Cost Breakdown Structure (CBS)
Fiscal Year 2007 - 2016
(Amounts in Thousands)
As of August 31, 2016

CBS Summary	Operation New Dawn (OND) / Post-OND Iraq Activities		Operation Enduring Freedom		Operation Freedom's Sentinel		Operation Noble Eagle		Operation Inherent Resolve		Summary	
	Obligations Year to Date	Disbursements Year to Date	Obligations Year to Date	Disbursements Year to Date	Obligations Year to Date	Disbursements Year to Date	Obligations Year to Date	Disbursements Year to Date	Obligations Year to Date	Disbursements Year to Date	Obligations Year to Date	Disbursements Year to Date
O&M CBS Summary Total	988,507	1,460,673	-6,223,385	-411,957	31,496,412	19,792,615	2,538	-21,851	4,799,253	3,455,885	31,063,325	24,275,365
1.0 Personnel Costs	10,150	11,910	135,077	145,129	322,442	279,777	1,249	1,236	13,938	10,949	482,856	449,001
2.0 Personnel Support Costs	40,313	43,669	-219,760	29,953	1,556,271	1,171,465	10,310	8,258	61,791	50,716	1,448,925	1,304,061
3.0 Operating Support Costs	959,762	1,407,804	-4,321,134	577,749	21,035,365	11,422,370	-10,555	-32,323	3,373,661	2,226,073	21,037,099	15,601,673
4.0 Transportation Costs	-6,323	-2,781	-705,101	-280,986	3,605,185	2,471,429	1,534	978	265,525	230,045	3,160,820	2,418,685
7.0 Other Support Costs	-15,395	71	-1,112,467	-883,802	4,977,149	4,447,574	0	0	1,084,338	938,102	4,933,625	4,501,945
1.1.2 Imminent Danger or Hostile Fire Pay	0	0	7	7	0	0	0	0	0	0	7	7
1.1.5 Subsistence	0	0	-1,282	-1,276	0	0	0	0	0	0	-1,282	-1,276
1.1.6 Reserve Components Predeployment Training	0	0	0	0	0	0	120	120	0	0	120	120
1.1.7 Other Military Personnel (Special Pay)	0	0	-1,274	-1,010	1,405	1,484	0	0	0	0	131	474
1.2.1 Civilian Premium Pay	3,109	3,408	154,708	163,663	239,631	197,692	294	281	4,903	2,496	402,645	367,540
1.2.2 Civilian Temporary Hires	7,041	8,502	-17,082	-16,254	81,406	80,600	835	835	9,035	8,453	81,235	82,136
1.2.3 MRAP Vehicles	0	0	0	-1	0	1	0	0	0	0	0	0
1.0 Personnel Sub-Total	10,150	11,910	135,077	145,129	322,442	279,777	1,249	1,236	13,938	10,949	482,856	449,001
2.1 Temporary Duty (TDY)/Additional Duty (TAD)	15,401	15,207	-125,780	-21,926	751,204	551,957	9,969	8,012	50,663	43,568	701,457	596,818
2.2 Clothing and Other Personnel Equipment & Supplies	-652	307	-52,031	5,046	236,172	128,517	0	0	2,083	1,769	185,572	135,639
2.2.1 Organizational Clothing	0	0	-262	-23	516	512	0	0	0	0	254	489
2.3 Medical Support/Health Services	-8,623	-9,360	-21,502	5,635	353,556	340,788	341	246	7,292	4,267	331,064	341,576
2.4 Reserve Component Activation/Deactivation	8	7	-5,945	-3,769	18,629	15,618	0	0	494	472	13,186	12,328
2.5 Other Personnel Support	34,199	37,485	-14,240	44,990	190,613	130,041	0	0	1,259	640	211,831	213,156
2.6 Rest & Recreation	0	0	0	0	5,581	4,032	0	0	0	0	5,581	4,032
2.7 Body Armor	-20	23	0	0	0	0	0	0	0	0	-20	23
2.0 Personnel Support Sub-Total	40,313	43,669	-219,760	29,953	1,556,271	1,171,465	10,310	8,258	61,791	50,716	1,448,925	1,304,061
3.1 Training	175	175	-227,619	-148,021	287,939	136,825	3	0	5,819	3,764	66,317	-7,257
3.2 Operations (OPTEMPO) (Fuel, Other POL, Parts)	22,187	16,501	-220,487	-183,449	2,683,695	2,274,862	-42,221	-42,808	1,459,376	1,407,428	3,902,550	3,472,534
3.2.1 MRAP Vehicles Operation	0	0	-155	2,152	60,661	26,651	0	0	0	0	60,506	28,803
3.3 Other Supplies & Equipment	-78,110	-15,422	-75,351	248,435	1,229,770	796,541	201	181	268,721	146,671	1,345,231	1,176,406
3.4 Facilities/Base Support	-39,305	-28,228	-182,972	-27,988	950,433	358,976	4,438	1,881	64,196	23,148	796,790	327,789
3.4.1 MRAP Vehicles Facilities and Base Support	0	0	0	3,790	-22,266	-27,189	0	0	0	0	-22,266	-23,399
3.5.1 Organization Level Maintenance	-1,877	7	-31,246	8,745	217,110	139,281	0	0	0	0	183,987	148,033
3.5.2 Intermediate Level Maintenance	-1,771	4,093	75,408	52,417	304,283	188,090	0	0	90	62	378,010	244,662
3.5.3 Depot Level Maintenance	1,574,869	1,636,376	4,224,120	4,545,724	5,709,443	3,241,951	0	0	4,098	1,185	11,512,530	9,425,236

COST OF WAR
Operation and Maintenance (O&M) Summary Execution by Operation and Cost Breakdown Structure (CBS)
Fiscal Year 2007 - 2016
(Amounts in Thousands)
As of August 31, 2016

	Operation New Dawn (OND) / Post-OND Iraq Activities		Operation Enduring Freedom		Operation Freedom's Sentinel		Operation Noble Eagle		Operation Inherent Resolve		Summary	
	Obligations Year to Date	Disbursements Year to Date	Obligations Year to Date	Disbursements Year to Date	Obligations Year to Date	Disbursements Year to Date	Obligations Year to Date	Disbursements Year to Date	Obligations Year to Date	Disbursements Year to Date	Obligations Year to Date	Disbursements Year to Date
CBS Summary												
3.5.4 Contractor Logistics Support	-129,401	-87,297	-7,129,279	-5,067,869	983,666	287,429	14,210	3,014	161,692	33,588	-6,099,112	-4,831,135
3.5.6 MRAP Vehicles Equipment Maintenance	0	0	-20,550	-5,468	158,802	55,498	0	0	13,411	0	151,663	50,030
3.6 (C4I)	15,870	150,021	-449,427	446,487	3,337,242	1,425,044	768	-997	387,349	184,249	3,291,802	2,204,804
3.7 Other Services and Miscellaneous Contracts	-402,875	-268,422	-283,576	702,794	5,131,930	2,518,411	12,046	6,406	1,008,909	425,978	5,466,434	3,385,167
3.9 Psychological Operations (Information Operations)	0	0	0	0	2,657	0	0	0	0	0	2,657	0
3.0 Operating Support Sub-Total	959,762	1,407,804	-4,321,134	577,749	21,035,365	11,422,370	-10,555	-32,323	3,373,661	2,226,073	21,037,099	15,601,673
4.1 Airlift	-4,999	-3,914	-378,826	-149,133	1,989,899	1,459,272	0	0	257,800	224,924	1,863,874	1,531,149
4.2 Sealift	183	183	-1,036	3,116	301,720	278,952	0	0	0	0	300,867	282,251
4.4 Port Handling/Inland Transportation	1	7	-12,643	56	185,912	103,514	1,518	962	805	787	175,593	105,326
4.5 Other Transportation	-514	1,161	-60,810	43,890	299,204	159,090	16	16	6,233	4,328	244,129	208,485
4.6 Second Destination Transportation	6	-218	-231,082	-159,178	823,904	466,758	0	0	1	1	592,829	307,363
4.7 MRAP Vehicles Transportation	-1,000	0	0	0	0	0	0	0	0	0	-1,000	0
4.8 Retrograde of Personnel and Equipment	0	0	-20,704	-19,737	4,546	3,843	0	0	686	5	-15,472	-15,889
4.0 Transportation Sub-Total	-6,323	-2,781	-705,101	-280,986	3,605,185	2,471,429	1,534	978	265,525	230,045	3,160,820	2,418,685
7.1.01 Pakistan	0	0	0	0	223,615	223,615	0	0	0	0	223,615	223,615
7.1.26 Coalition support for Mongolia (OEF)	0	0	0	651	0	0	0	0	0	0	0	651
7.1.90 Coalition Readiness Support Program (CRSP)	0	0	2,928	2,928	13,289	13,289	0	0	0	0	16,217	16,217
7.2.1 Transportation Support	0	0	933	933	24,000	24,000	0	0	0	0	24,933	24,933
7.2.2 Logistic Support	0	0	0	1,083	112,528	112,528	0	0	0	0	112,528	113,611
7.3.02 Defense Forces Sustainment	-4,873	-10	-434,073	-416,887	2,195,182	2,082,878	0	0	0	0	1,756,236	1,665,981
7.3.03 Defense Forces Infrastructure	0	0	-204,208	-24,780	79,447	89,256	0	0	0	0	-124,761	64,476
7.3.04 Defense Forces Equipment and Transportation	-5,561	0	-30,748	-30,634	436,725	362,145	0	0	0	0	400,416	331,511
7.3.05 Defense Forces Training and Operations	-278	63	-201,716	-200,426	366,755	367,706	0	0	0	0	164,761	167,343
7.3.07 Interior Forces Sustainment	-25	0	-161,429	-150,842	1,166,489	1,020,362	0	0	0	0	1,005,035	869,520
7.3.08 Interior Forces Infrastructure	0	0	-64,355	1,454	41,106	54,914	0	0	0	0	-23,249	56,368
7.3.09 Interior Forces Equipment	-1,784	0	-1	8	275,010	208,336	0	0	0	0	273,225	208,344
7.3.10 Interior Forces Training and Operations	-2,262	17	-12,609	-9,699	37,550	25,711	0	0	0	0	22,679	16,029
7.3.11 Quick Response Fund	-1,116	-2,014	0	0	0	0	0	0	0	0	-1,116	-2,014
7.3.12 Quick Response Fund	504	2,015	0	0	0	0	0	0	0	0	504	2,015
7.3.14 Detainee Operations Sustainment	0	0	-2,107	-2,106	3,885	6,216	0	0	0	0	1,778	4,110
7.3.15 Detainee Operations Infrastructure	0	0	-409	-5	0	0	0	0	0	0	-409	-5
7.3.20 Other	0	0	14,339	-122,864	0	-144,567	0	0	0	0	14,339	-267,431
7.3.30 PCCF Defense Security Forces	0	0	-305	0	0	0	0	0	0	0	-305	0

COST OF WAR
Operation and Maintenance (O&M) Summary Execution by Operation and Cost Breakdown Structure (CBS)
Fiscal Year 2007 - 2016
(Amounts in Thousands)
As of August 31, 2016

	Operation New Dawn (OND) / Post-OND Iraq Activities		Operation Enduring Freedom		Operation Freedom's Sentinel		Operation Noble Eagle		Operation Inherent Resolve		Summary	
	Obligations Year to Date	Disbursements Year to Date	Obligations Year to Date	Disbursements Year to Date	Obligations Year to Date	Disbursements Year to Date	Obligations Year to Date	Disbursements Year to Date	Obligations Year to Date	Disbursements Year to Date	Obligations Year to Date	Disbursements Year to Date
CBS Summary												
7.3.40 PCCF Frontier Corps	0	0	-186	1	0	0	0	0	0	0	-186	1
7.4.1 Afghanistan (CERP)	0	0	-53	291	1,568	1,185	0	0	0	0	1,515	1,476
7.5.1 Afghanistan Infrastructure Fund - Power	0	0	-18,893	51,942	0	0	0	0	0	0	-18,893	51,942
7.5.2 Afghanistan Infrastructure Fund - Transportation	0	0	-20	1,285	0	0	0	0	0	0	-20	1,285
7.5.3 Afghanistan Infrastructure Fund - Water	0	0	445	13,865	0	0	0	0	0	0	445	13,865
7.6.1 Trainee Equip/Support	0	0	0	0	0	0	0	0	203,952	13,764	203,952	13,764
7.6.2 U.S. Trainer/Enabler	0	0	0	0	0	0	0	0	30,449	31,922	30,449	31,922
7.7.1 Defense Forces	0	0	0	0	0	0	0	0	849,937	892,416	849,937	892,416
7.0 Other Support Sub-Total	-15,395	71	-1,112,467	-883,802	4,977,149	4,447,574	0	0	1,084,338	938,102	4,933,625	4,501,945

COST OF WAR
Operation and Maintenance (O&M) Summary Execution by Operation, Component, and Cost Breakdown Structure (CBS)
Fiscal Year 2007 - 2016
(Amounts in Thousands)
As of August 31, 2016

Component	Operation New Dawn (OND) / Post-OND Iraq Activities		Operation Enduring Freedom		Operation Freedom's Sentinel		Operation Noble Eagle		Operation Inherent Resolve		Summary	
	Obligations Year To Date	Disbursements Year To Date	Obligations Year To Date	Disbursements Year To Date	Obligations Year To Date	Disbursements Year To Date	Obligations Year To Date	Disbursements Year To Date	Obligations Year To Date	Disbursements Year To Date	Obligations Year To Date	Disbursements Year To Date
Grand Total	988,507	1,460,673	-6,223,385	-411,957	31,496,412	19,792,615	2,538	-21,851	4,799,253	3,455,885	31,063,325	24,275,365
Army Total	-179,772	134,628	-1,344,672	-357,191	15,194,981	8,519,225	40,750	19,057	1,944,706	1,390,954	15,655,993	9,706,673
1.2.1 Civilian Premium Pay	755	914	-98	149	82,580	74,273	294	281	3,658	1,421	87,189	77,038
1.2.2 Civilian Temporary Hires	50	50	9	86	893	893	0	0	9	9	961	1,038
1.0 Personnel Sub-Total	805	964	-89	235	83,473	75,166	294	281	3,667	1,430	88,150	78,076
2.1 Temporary Duty (TDY)/Additional Duty (TAD)	261	175	-417	24,571	157,362	93,553	6,535	5,758	2,895	2,321	166,636	126,378
2.2 Clothing and Other Personnel Equipment & Supplies	-673	286	-79	15,820	132,881	42,437	0	0	1,108	1,104	133,237	59,647
2.2.1 Organizational Clothing	0	0	0	227	0	0	0	0	0	0	0	227
2.3 Medical Support/Health Services	73	72	-10	87	29,754	25,298	0	0	4,605	3,270	34,422	28,727
2.4 Reserve Component Activation/Deactivation	5	4	-33	-7	6,346	4,616	0	0	0	0	6,318	4,613
2.5 Other Personnel Support	793	-1	-131	122	50,475	24,227	0	0	231	228	51,368	24,576
2.6 Rest & Recreation	0	0	0	0	5,581	4,032	0	0	0	0	5,581	4,032
2.7 Body Armor	-20	23	0	0	0	0	0	0	0	0	-20	23
2.0 Personnel Support Sub-Total	439	559	-670	40,820	382,399	194,163	6,535	5,758	8,839	6,923	397,542	248,223
3.1 Training	54	53	18	175	96,058	29,121	3	0	94	9	96,227	29,358
3.2 Operations (OPTEMPO) (Fuel, Other POL, Parts)	-245	-138	-93	-42	895,837	726,168	818	231	80,019	42,890	976,336	769,109
3.2.1 MRAP Vehicles Operation	0	0	0	0	60,403	26,563	0	0	0	0	60,403	26,563
3.3 Other Supplies & Equipment	-811	2,408	7	9,361	424,404	220,194	220	159	147,548	54,460	571,368	286,582
3.4 Facilities/Base Support	-9,297	170	-44,613	12,838	610,102	144,715	4,499	1,874	30,596	7,344	591,287	166,941
3.5.1 Organization Level Maintenance	-1,877	7	-392	2,805	107,695	59,981	0	0	0	0	105,426	62,793
3.5.2 Intermediate Level Maintenance	-1,771	4,093	-635	442	275,003	162,652	0	0	0	0	272,597	167,187
3.5.3 Depot Level Maintenance	-3,097	9,923	-5,534	616	1,095,626	321,981	0	0	2,598	1,185	1,089,593	333,705
3.5.4 Contractor Logistics Support	-9,923	13,275	-10,527	15,042	756,986	284,020	14,210	3,014	140,311	21,704	891,057	337,055
3.5.6 MRAP Vehicles Equipment Maintenance	0	0	0	0	97,273	13,712	0	0	0	0	97,273	13,712
3.6 (C4I)	-13,529	100,624	-113,948	323,665	2,063,511	671,029	607	372	275,042	117,131	2,211,683	1,212,821
3.7 Other Services and Miscellaneous Contracts	-123,939	2,606	-38,156	118,136	2,279,977	675,520	12,046	6,406	378,931	240,222	2,508,859	1,042,890
3.9 Psychological Operations (Information Operations)	0	0	0	0	2,657	0	0	0	0	0	2,657	0
3.0 Operating Support Sub-Total	-164,435	133,021	-213,873	483,038	8,765,532	3,335,656	32,403	12,056	1,055,139	484,945	9,474,766	4,448,716
4.1 Airlift	-200	0	0	0	339,047	250,638	0	0	0	0	338,847	250,638
4.2 Sealift	0	0	0	0	63,317	61,004	0	0	0	0	63,317	61,004
4.4 Port Handling/Inland Transportation	1	7	-12,664	24	179,133	99,896	1,518	962	805	787	168,793	101,676
4.5 Other Transportation	7	-1	-25	20	61	15	0	0	0	0	43	34
4.6 Second Destination Transportation	6	7	-1,023	8,069	778,302	428,545	0	0	1	1	777,286	436,622

COST OF WAR
Operation and Maintenance (O&M) Summary Execution by Operation, Component, and Cost Breakdown Structure (CBS)
Fiscal Year 2007 - 2016
(Amounts in Thousands)
As of August 31, 2016

Component	Operation New Dawn (OND) / Post-OND Iraq Activities		Operation Enduring Freedom		Operation Freedom's Sentinel		Operation Noble Eagle		Operation Inherent Resolve		Summary	
	Obligations Year To Date	Disbursements Year To Date	Obligations Year To Date	Disbursements Year To Date	Obligations Year To Date	Disbursements Year To Date	Obligations Year To Date	Disbursements Year To Date	Obligations Year To Date	Disbursements Year To Date	Obligations Year To Date	Disbursements Year To Date
4.7 MRAP Vehicles Transportation	-1,000	0	0	0	0	0	0	0	0	0	-1,000	0
4.0 Transportation Sub-Total	-1,186	13	-13,712	8,113	1,359,860	840,098	1,518	962	806	788	1,347,286	849,974
7.3.02 Defense Forces Sustainment	-4,873	-10	-434,073	-416,887	2,195,182	2,082,878	0	0	0	0	1,756,236	1,665,981
7.3.03 Defense Forces Infrastructure	0	0	-204,208	-24,780	79,447	89,256	0	0	0	0	-124,761	64,476
7.3.04 Defense Forces Equipment and Transportation	-5,561	0	-30,748	-30,634	436,725	362,145	0	0	0	0	400,416	331,511
7.3.05 Defense Forces Training and Operations	-278	63	-201,716	-200,426	366,755	367,706	0	0	0	0	164,761	167,343
7.3.07 Interior Forces Sustainment	-25	0	-161,429	-150,842	1,166,489	1,020,362	0	0	0	0	1,005,035	869,520
7.3.08 Interior Forces Infrastructure	0	0	-64,355	1,454	41,106	54,914	0	0	0	0	-23,249	56,368
7.3.09 Interior Forces Equipment	-1,784	0	-1	8	275,010	208,336	0	0	0	0	273,225	208,344
7.3.10 Interior Forces Training and Operations	-2,262	17	-12,609	-9,699	37,550	25,711	0	0	0	0	22,679	16,029
7.3.11 Quick Response Fund	-1,116	-2,014	0	0	0	0	0	0	0	0	-1,116	-2,014
7.3.12 Quick Response Fund	504	2,015	0	0	0	0	0	0	0	0	504	2,015
7.3.14 Detainee Operations Sustainment	0	0	-2,107	-2,106	3,885	6,216	0	0	0	0	1,778	4,110
7.3.15 Detainee Operations Infrastructure	0	0	-409	-5	0	0	0	0	0	0	-409	-5
7.3.20 Other	0	0	14,339	-122,864	0	-144,567	0	0	0	0	14,339	-267,431
7.3.30 PCCF Defense Security Forces	0	0	-305	0	0	0	0	0	0	0	-305	0
7.3.40 PCCF Frontier Corps	0	0	-186	1	0	0	0	0	0	0	-186	1
7.4.1 Afghanistan (CERP)	0	0	-53	291	1,568	1,185	0	0	0	0	1,515	1,476
7.5.1 Afghanistan Infrastructure Fund - Power	0	0	-18,893	51,942	0	0	0	0	0	0	-18,893	51,942
7.5.2 Afghanistan Infrastructure Fund - Transportation	0	0	-20	1,285	0	0	0	0	0	0	-20	1,285
7.5.3 Afghanistan Infrastructure Fund - Water	0	0	445	13,865	0	0	0	0	0	0	445	13,865
7.6.1 Trainee Equip/Support	0	0	0	0	0	0	0	0	15,507	1,474	15,507	1,474
7.6.2 U.S. Trainer/Enabler	0	0	0	0	0	0	0	0	10,811	2,978	10,811	2,978
7.7.1 Defense Forces	0	0	0	0	0	0	0	0	849,937	892,416	849,937	892,416
7.0 Other Support Sub-Total	-15,395	71	-1,116,328	-889,397	4,603,717	4,074,142	0	0	876,255	896,868	4,348,249	4,081,684
Navy/Marine Corps Total	2,773	64,802	-1,040,012	-201,550	5,864,331	4,203,995	0	0	447,222	257,395	5,274,314	4,324,642
Navy Total	0	0	0	1	4,166,760	2,880,807	0	0	431,909	248,116	4,598,669	3,128,924
1.2.1 Civilian Premium Pay	0	0	0	0	65,224	55,115	0	0	49	49	65,273	55,164
1.2.2 Civilian Temporary Hires	0	0	0	0	540	518	0	0	59	59	599	577
1.0 Personnel Sub-Total	0	0	0	0	65,764	55,633	0	0	108	108	65,872	55,741
2.1 Temporary Duty (TDY)/Additional Duty (TAD)	0	0	0	0	102,309	80,497	0	0	9,341	9,341	111,650	89,838
2.2 Clothing and Other Personnel Equipment & Supplies	0	0	0	0	6,984	2,312	0	0	0	0	6,984	2,312
2.3 Medical Support/Health Services	0	0	0	0	450	450	0	0	0	0	450	450

COST OF WAR
Operation and Maintenance (O&M) Summary Execution by Operation, Component, and Cost Breakdown Structure (CBS)
Fiscal Year 2007 - 2016
(Amounts in Thousands)
As of August 31, 2016

Component	Operation New Dawn (OND) / Post-OND Iraq Activities		Operation Enduring Freedom		Operation Freedom's Sentinel		Operation Noble Eagle		Operation Inherent Resolve		Summary	
	Obligations Year To Date	Disbursements Year To Date	Obligations Year To Date	Disbursements Year To Date	Obligations Year To Date	Disbursements Year To Date	Obligations Year To Date	Disbursements Year To Date	Obligations Year To Date	Disbursements Year To Date	Obligations Year To Date	Disbursements Year To Date
2.4 Reserve Component Activation/Deactivation	0	0	0	0	1,683	840	0	0	0	0	1,683	840
2.5 Other Personnel Support	0	0	0	0	7,720	3,478	0	0	0	0	7,720	3,478
2.0 Personnel Support Sub-Total	0	0	0	0	119,146	87,577	0	0	9,341	9,341	128,487	96,918
3.1 Training	0	0	0	0	56,585	32,444	0	0	49	6	56,634	32,450
3.2 Operations (OPTEMPO) (Fuel, Other POL, Parts)	0	0	0	0	965,985	811,890	0	0	211,302	211,302	1,177,287	1,023,192
3.3 Other Supplies & Equipment	0	0	0	0	177,344	123,950	0	0	10	0	177,354	123,950
3.4 Facilities/Base Support	0	0	0	0	56,579	22,245	0	0	0	0	56,579	22,245
3.5.1 Organization Level Maintenance	0	0	0	0	41,694	28,191	0	0	0	0	41,694	28,191
3.5.2 Intermediate Level Maintenance	0	0	0	0	26,163	23,330	0	0	0	0	26,163	23,330
3.5.3 Depot Level Maintenance	0	0	0	0	1,973,420	1,217,476	0	0	0	0	1,973,420	1,217,476
3.5.4 Contractor Logistics Support	0	0	0	0	15,636	8,272	0	0	0	0	15,636	8,272
3.6 (C4I)	0	0	0	0	57,144	38,232	0	0	0	0	57,144	38,232
3.7 Other Services and Miscellaneous Contracts	0	0	0	1	187,552	86,021	0	0	210,289	26,549	397,841	112,571
3.0 Operating Support Sub-Total	0	0	0	1	3,558,102	2,392,051	0	0	421,650	237,857	3,979,752	2,629,909
4.1 Airlift	0	0	0	0	174,548	129,727	0	0	810	810	175,358	130,537
4.2 Sealift	0	0	0	0	236,165	213,957	0	0	0	0	236,165	213,957
4.4 Port Handling/Inland Transportation	0	0	0	0	2,373	46	0	0	0	0	2,373	46
4.5 Other Transportation	0	0	0	0	9,046	589	0	0	0	0	9,046	589
4.6 Second Destination Transportation	0	0	0	0	1,616	1,227	0	0	0	0	1,616	1,227
4.0 Transportation Sub-Total	0	0	0	0	423,748	345,546	0	0	810	810	424,558	346,356
Marine Corps Total	2,773	64,802	-1,040,012	-201,551	1,697,571	1,323,188	0	0	15,313	9,279	675,645	1,195,718
1.1.2 Imminent Danger or Hostile Fire Pay	0	0	7	7	0	0	0	0	0	0	7	7
1.1.5 Subsistence	0	0	-1,282	-1,276	0	0	0	0	0	0	-1,282	-1,276
1.1.7 Other Military Personnel (Special Pay)	0	0	-1,274	-1,010	1,405	1,484	0	0	0	0	131	474
1.2.1 Civilian Premium Pay	1,534	1,660	168,974	167,025	1,786	1,790	0	0	0	0	172,294	170,475
1.2.2 Civilian Temporary Hires	0	0	-2,462	-2,937	4,407	4,889	0	0	0	0	1,945	1,952
1.2.3 MRAP Vehicles	0	0	0	-1	0	1	0	0	0	0	0	0
1.0 Personnel Sub-Total	1,534	1,660	163,963	161,808	7,598	8,164	0	0	0	0	173,095	171,632
2.1 Temporary Duty (TDY)/Additional Duty (TAD)	-53	10	-24,912	-22,447	79,097	75,381	0	0	3,754	3,360	57,886	56,304
2.2 Clothing and Other Personnel Equipment & Supplies	0	0	-51,808	-11,143	90,776	80,636	0	0	68	68	39,036	69,561
2.2.1 Organizational Clothing	0	0	-262	-250	516	512	0	0	0	0	254	262
2.3 Medical Support/Health Services	0	0	-1,616	-995	4,570	4,249	0	0	0	0	2,954	3,254
2.4 Reserve Component Activation/Deactivation	3	3	-5,912	-3,762	10,600	10,162	0	0	494	472	5,185	6,875

COST OF WAR
Operation and Maintenance (O&M) Summary Execution by Operation, Component, and Cost Breakdown Structure (CBS)
Fiscal Year 2007 - 2016
(Amounts in Thousands)
As of August 31, 2016

Component	Operation New Dawn (OND) / Post-OND Iraq Activities		Operation Enduring Freedom		Operation Freedom's Sentinel		Operation Noble Eagle		Operation Inherent Resolve		Summary	
	Obligations Year To Date	Disbursements Year To Date	Obligations Year To Date	Disbursements Year To Date	Obligations Year To Date	Disbursements Year To Date	Obligations Year To Date	Disbursements Year To Date	Obligations Year To Date	Disbursements Year To Date	Obligations Year To Date	Disbursements Year To Date
2.5 Other Personnel Support	0	0	-3,589	-1,663	15,926	13,639	0	0	7	7	12,344	11,983
2.0 Personnel Support Sub-Total	-50	13	-88,099	-40,260	201,485	184,579	0	0	4,323	3,907	117,659	148,239
3.1 Training	0	0	-221,301	-165,672	73,305	40,847	0	0	178	161	-147,818	-124,664
3.2 Operations (OPTEMPO) (Fuel, Other POL, Parts)	0	0	-22,009	7,724	87,779	80,904	0	0	1,053	1,006	66,823	89,634
3.2.1 MRAP Vehicles Operation	0	0	-155	2,152	258	88	0	0	0	0	103	2,240
3.3 Other Supplies & Equipment	0	0	-37,222	-20,245	63,904	51,029	0	0	1,047	991	27,729	31,775
3.4 Facilities/Base Support	0	0	-28,633	-27,323	65,038	58,323	0	0	0	0	36,405	31,000
3.4.1 MRAP Vehicles Facilities and Base Support	0	0	0	3,790	-22,266	-27,189	0	0	0	0	-22,266	-23,399
3.5.1 Organization Level Maintenance	0	0	-30,751	-8,753	67,612	51,001	0	0	0	0	36,861	42,248
3.5.2 Intermediate Level Maintenance	0	0	76,043	51,975	287	430	0	0	0	0	76,330	52,405
3.5.3 Depot Level Maintenance	1,193	67,077	-297,911	30,984	619,512	417,057	0	0	0	0	322,794	515,118
3.5.4 Contractor Logistics Support	0	0	-35,475	3,544	46,985	28,911	0	0	0	0	11,510	32,455
3.5.6 MRAP Vehicles Equipment Maintenance	0	0	-20,550	-5,468	21,803	14,047	0	0	0	0	1,253	8,579
3.6 (C4I)	-33	-30	-34,912	1,334	37,667	33,908	0	0	-11	10	2,711	35,222
3.7 Other Services and Miscellaneous Contracts	99	-3,723	-230,715	-31,543	344,857	308,533	0	0	8,719	3,437	122,960	276,704
3.0 Operating Support Sub-Total	1,259	63,324	-883,591	-157,501	1,406,741	1,057,889	0	0	10,986	5,605	535,395	969,317
4.1 Airlift	0	0	-500	-500	1,698	1,698	0	0	0	0	1,198	1,198
4.2 Sealift	0	0	-431	-431	862	3,072	0	0	0	0	431	2,641
4.4 Port Handling/Inland Transportation	0	0	-227	-113	298	246	0	0	0	0	71	133
4.5 Other Transportation	30	30	20,027	22,813	35,034	30,599	0	0	4	-233	55,095	53,209
4.6 Second Destination Transportation	0	-225	-230,059	-167,258	43,815	36,899	0	0	0	0	-186,244	-130,584
4.8 Retrograde of Personnel and Equipment	0	0	-21,095	-20,109	40	42	0	0	0	0	-21,055	-20,067
4.0 Transportation Sub-Total	30	-195	-232,285	-165,598	81,747	72,556	0	0	4	-233	-150,504	-93,470
Air Force Total	1,167,318	1,234,497	-3,641,612	-553,879	7,160,384	5,189,913	-38,373	-39,539	1,694,997	1,513,580	6,342,714	7,344,572
1.1.6 Reserve Components Predeployment Training	0	0	0	0	0	0	120	120	0	0	120	120
1.2.2 Civilian Temporary Hires	4,359	4,365	-13,454	-13,280	59,819	59,646	835	835	137	136	51,696	51,702
1.0 Personnel Sub-Total	4,359	4,365	-13,454	-13,280	59,819	59,646	955	955	137	136	51,816	51,822
2.1 Temporary Duty (TDY)/Additional Duty (TAD)	15,191	14,918	-94,570	-33,436	281,437	201,636	3,434	2,254	14,512	13,058	220,004	198,430
2.2 Clothing and Other Personnel Equipment & Supplies	21	21	-134	170	1,518	2,105	0	0	61	61	1,466	2,357
2.3 Medical Support/Health Services	-7,881	-9,058	-2,140	6,787	43,348	23,213	341	246	2,576	938	36,244	22,126
2.5 Other Personnel Support	35,035	33,132	-10,200	3,970	43,553	22,224	0	0	1,021	405	69,409	59,731
2.0 Personnel Support Sub-Total	42,366	39,013	-107,044	-22,509	369,856	249,178	3,775	2,500	18,170	14,462	327,123	282,644
3.1 Training	127	127	-5,376	4,284	36,263	20,427	0	0	3,998	2,556	35,012	27,394

COST OF WAR
Operation and Maintenance (O&M) Summary Execution by Operation, Component, and Cost Breakdown Structure (CBS)
Fiscal Year 2007 - 2016
(Amounts in Thousands)
As of August 31, 2016

Component	Operation New Dawn (OND) / Post-OND Iraq Activities		Operation Enduring Freedom		Operation Freedom's Sentinel		Operation Noble Eagle		Operation Inherent Resolve		Summary	
	Obligations Year To Date	Disbursements Year To Date	Obligations Year To Date	Disbursements Year To Date	Obligations Year To Date	Disbursements Year To Date	Obligations Year To Date	Disbursements Year To Date	Obligations Year To Date	Disbursements Year To Date	Obligations Year To Date	Disbursements Year To Date
3.2 Operations (OPTEMPO) (Fuel, Other POL, Parts)	22,432	16,621	-199,541	-201,294	580,676	579,288	-43,039	-43,039	1,114,194	1,114,283	1,474,722	1,465,859
3.3 Other Supplies & Equipment	-77,275	-17,882	-33,560	197,217	439,177	347,371	-19	22	68,971	62,914	397,294	589,642
3.4 Facilities/Base Support	-30,008	-28,398	-109,260	-16,603	216,281	132,251	-61	7	33,579	15,783	110,531	103,040
3.5.3 Depot Level Maintenance	1,576,773	1,559,376	4,527,565	4,510,618	2,003,135	1,284,067	0	0	0	0	8,107,473	7,354,061
3.5.4 Contractor Logistics Support	-119,392	-100,575	-7,082,726	-5,319,138	-129,933	-143,075	0	0	0	0	-7,332,051	-5,562,788
3.6 (C4I)	31,584	32,800	-280,780	21,870	820,043	568,407	0	0	42,466	25,382	613,313	648,459
3.7 Other Services and Miscellaneous Contracts	-278,481	-268,351	120,374	471,078	1,271,411	1,026,980	0	0	214,545	74,324	1,327,849	1,304,031
3.0 Operating Support Sub-Total	1,125,760	1,193,718	-3,063,304	-331,968	5,237,053	3,815,716	-43,119	-43,010	1,477,753	1,295,242	4,734,143	5,929,698
4.1 Airlift	-4,799	-3,914	-377,174	-207,124	1,279,962	967,216	0	0	182,643	185,846	1,080,632	942,024
4.2 Sealift	183	183	-105	-90	176	91	0	0	0	0	254	184
4.5 Other Transportation	-551	1,132	-80,922	20,720	209,012	94,265	16	16	5,594	4,283	133,149	120,416
4.8 Retrograde of Personnel and Equipment	0	0	391	372	4,506	3,801	0	0	686	5	5,583	4,178
4.0 Transportation Sub-Total	-5,167	-2,599	-457,810	-186,122	1,493,656	1,065,373	16	16	188,923	190,134	1,219,618	1,066,802
7.6.1 Trainee Equip/Support	0	0	0	0	0	0	0	0	3,277	2,785	3,277	2,785
7.6.2 U.S. Trainer/Enabler	0	0	0	0	0	0	0	0	6,737	10,821	6,737	10,821
7.0 Other Support Sub-Total	0	0	0	0	0	0	0	0	10,014	13,606	10,014	13,606
Defense Health Program Total	-816	-375	-17,380	-1,156	270,964	284,653	0	0	0	0	252,768	283,122
2.3 Medical Support/Health Services	-816	-375	-17,380	-1,156	270,964	284,653	0	0	0	0	252,768	283,122
2.0 Personnel Support Sub-Total	-816	-375	-17,380	-1,156	270,964	284,653	0	0	0	0	252,768	283,122
DODIG Total	-6	-5	4,523	4,655	1,513	1,547	0	0	12,197	10,973	18,227	17,170
1.2.1 Civilian Premium Pay	0	0	2,931	3,039	2,000	1,989	0	0	1,196	1,026	6,127	6,054
1.2.2 Civilian Temporary Hires	0	0	931	994	108	134	0	0	8,830	8,249	9,869	9,377
1.0 Personnel Sub-Total	0	0	3,862	4,033	2,108	2,123	0	0	10,026	9,275	15,996	15,431
2.1 Temporary Duty (TDY)/Additional Duty (TAD)	-4	-5	347	370	-729	-542	0	0	895	761	509	584
2.2 Clothing and Other Personnel Equipment & Supplies	0	0	8	14	-109	-43	0	0	28	14	-73	-15
2.0 Personnel Support Sub-Total	-4	-5	355	384	-838	-585	0	0	923	775	436	569
3.1 Training	-1	0	-26	10	-7	1	0	0	17	9	-17	20
3.3 Other Supplies & Equipment	0	0	2	1	-1	1	0	0	2	1	3	3
3.6 (C4I)	0	0	50	97	14	7	0	0	64	4	128	108
3.7 Other Services and Miscellaneous Contracts	-1	0	256	113	237	0	0	0	1,143	895	1,635	1,008
3.0 Operating Support Sub-Total	-2	0	282	221	243	9	0	0	1,226	909	1,749	1,139
4.5 Other Transportation	0	0	24	17	0	0	0	0	22	14	46	31
4.0 Transportation Sub-Total	0	0	24	17	0	0	0	0	22	14	46	31

COST OF WAR
Operation and Maintenance (O&M) Summary Execution by Operation, Component, and Cost Breakdown Structure (CBS)
Fiscal Year 2007 - 2016
(Amounts in Thousands)
As of August 31, 2016

Component	Operation New Dawn (OND) / Post-OND Iraq Activities		Operation Enduring Freedom		Operation Freedom's Sentinel		Operation Noble Eagle		Operation Inherent Resolve		Summary	
	Obligations Year To Date	Disbursements Year To Date	Obligations Year To Date	Disbursements Year To Date	Obligations Year To Date	Disbursements Year To Date	Obligations Year To Date	Disbursements Year To Date	Obligations Year To Date	Disbursements Year To Date	Obligations Year To Date	Disbursements Year To Date
Defense Agency Total	-990	27,126	-184,232	697,164	3,004,239	1,593,282	161	-1,369	700,131	282,983	3,519,309	2,599,186
1.2.1 Civilian Premium Pay	820	834	-17,099	-6,550	88,041	64,525	0	0	0	0	71,762	58,809
1.2.2 Civilian Temporary Hires	2,632	4,087	-2,106	-1,117	15,639	14,520	0	0	0	0	16,165	17,490
1.0 Personnel Sub-Total	3,452	4,921	-19,205	-7,667	103,680	79,045	0	0	0	0	87,927	76,299
2.1 Temporary Duty (TDY)/Additional Duty (TAD)	6	109	-6,228	9,016	131,728	101,432	0	0	19,266	14,727	144,772	125,284
2.2 Clothing and Other Personnel Equipment & Supplies	0	0	-18	185	4,122	1,070	0	0	818	522	4,922	1,777
2.3 Medical Support/Health Services	1	1	-356	912	4,470	2,925	0	0	111	59	4,226	3,897
2.5 Other Personnel Support	-1,629	4,354	-320	42,561	72,939	66,473	0	0	0	0	70,990	113,388
2.0 Personnel Support Sub-Total	-1,622	4,464	-6,922	52,674	213,259	171,900	0	0	20,195	15,308	224,910	244,346
3.1 Training	-5	-5	-934	13,182	25,735	13,985	0	0	1,483	1,023	26,279	28,185
3.2 Operations (OPTEMPO) (Fuel, Other POL, Parts)	0	18	1,156	10,163	153,418	76,612	0	0	52,808	37,947	207,382	124,740
3.3 Other Supplies & Equipment	-24	52	-4,578	62,101	124,942	53,996	0	0	51,143	28,305	171,483	144,454
3.4 Facilities/Base Support	0	0	-466	3,100	2,433	1,442	0	0	21	21	1,988	4,563
3.5.1 Organization Level Maintenance	0	0	-103	14,693	109	108	0	0	0	0	6	14,801
3.5.2 Intermediate Level Maintenance	0	0	0	0	2,830	1,678	0	0	90	62	2,920	1,740
3.5.3 Depot Level Maintenance	0	0	0	3,506	17,750	1,370	0	0	1,500	0	19,250	4,876
3.5.4 Contractor Logistics Support	-86	3	-551	232,683	293,992	109,301	0	0	21,381	11,884	314,736	353,871
3.5.6 MRAP Vehicles Equipment Maintenance	0	0	0	0	39,726	27,739	0	0	13,411	0	53,137	27,739
3.6 (C4I)	-2,152	16,627	-19,837	99,521	358,863	113,461	161	-1,369	69,788	41,722	406,823	269,962
3.7 Other Services and Miscellaneous Contracts	-553	1,046	-135,335	145,009	1,047,896	421,357	0	0	195,282	80,551	1,107,290	647,963
3.0 Operating Support Sub-Total	-2,820	17,741	-160,648	583,958	2,067,694	821,049	161	-1,369	406,907	201,515	2,311,294	1,622,894
4.1 Airlift	0	0	-1,152	58,491	194,644	109,993	0	0	74,347	38,268	267,839	206,752
4.2 Sealift	0	0	-500	3,637	1,200	828	0	0	0	0	700	4,465
4.4 Port Handling/Inland Transportation	0	0	248	145	4,108	3,326	0	0	0	0	4,356	3,471
4.5 Other Transportation	0	0	86	320	46,051	33,622	0	0	613	264	46,750	34,206
4.6 Second Destination Transportation	0	0	0	11	171	87	0	0	0	0	171	98
4.0 Transportation Sub-Total	0	0	-1,318	62,604	246,174	147,856	0	0	74,960	38,532	319,816	248,992
7.1.01 Pakistan	0	0	0	0	223,615	223,615	0	0	0	0	223,615	223,615
7.1.26 Coalition support for Mongolia (OEF)	0	0	0	651	0	0	0	0	0	0	0	651
7.1.90 Coalition Readiness Support Program (CRSP)	0	0	2,928	2,928	13,289	13,289	0	0	0	0	16,217	16,217
7.2.1 Transportation Support	0	0	933	933	24,000	24,000	0	0	0	0	24,933	24,933
7.2.2 Logistic Support	0	0	0	1,083	112,528	112,528	0	0	0	0	112,528	113,611
7.6.1 Trainee Equip/Support	0	0	0	0	0	0	0	0	185,168	9,505	185,168	9,505

COST OF WAR
Operation and Maintenance (O&M) Summary Execution by Operation, Component, and Cost Breakdown Structure (CBS)
Fiscal Year 2007 - 2016
(Amounts in Thousands)
As of August 31, 2016

Component	Operation New Dawn (OND) / Post-OND Iraq Activities		Operation Enduring Freedom		Operation Freedom's Sentinel		Operation Noble Eagle		Operation Inherent Resolve		Summary	
	Obligations Year To Date	Disbursements Year To Date	Obligations Year To Date	Disbursements Year To Date	Obligations Year To Date	Disbursements Year To Date	Obligations Year To Date	Disbursements Year To Date	Obligations Year To Date	Disbursements Year To Date	Obligations Year To Date	Disbursements Year To Date
7.6.2 U.S. Trainer/Enabler	0	0	0	0	0	0	0	0	12,901	18,123	12,901	18,123
7.0 Other Support Sub-Total	0	0	3,861	5,595	373,432	373,432	0	0	198,069	27,628	575,362	406,655

COST OF WAR
Operation and Maintenance (O&M) Summary Execution by Operation, Component, Appropriation and Cost Breakdown Structure (CBS)
Fiscal Year 2007 - 2016
(Amounts in Thousands)
As of August 31, 2016

Component and Appropriation	Operation New Dawn (OND) / Post-OND Iraq Activities		Operation Enduring Freedom		Operation Freedom's Sentinel		Operation Noble Eagle		Operation Inherent Resolve		Summary	
	Obligations Year to Date	Disbursements Year to Date	Obligations Year to Date	Disbursements Year to Date	Obligations Year to Date	Disbursements Year to Date	Obligations Year to Date	Disbursements Year to Date	Obligations Year to Date	Disbursements Year to Date	Obligations Year to Date	Disbursements Year to Date
Grand Total	988,507	1,460,673	-6,223,385	-411,957	31,496,412	19,792,615	2,538	-21,851	4,799,253	3,455,885	31,063,325	24,275,365
Army Total	-179,772	134,628	-1,344,672	-357,191	15,194,981	8,519,225	40,750	19,057	1,944,706	1,390,954	15,655,993	9,706,673
Army Active Total	-179,703	134,537	-1,340,774	-357,713	15,130,630	8,479,861	40,750	19,057	1,944,609	1,390,870	15,595,512	9,666,612
Operation and Maintenance, Army												
1.2.1 Civilian Premium Pay	755	914	-98	149	82,215	73,916	294	281	3,658	1,421	86,824	76,681
1.2.2 Civilian Temporary Hires	50	50	9	86	893	893	0	0	9	9	961	1,038
1.0 Personnel Sub-Total	805	964	-89	235	83,108	74,809	294	281	3,667	1,430	87,785	77,719
2.1 Temporary Duty (TDY)/Additional Duty (TAD)	262	176	-414	24,572	149,371	87,028	6,535	5,758	2,799	2,237	158,553	119,771
2.2 Clothing and Other Personnel Equipment & Supplies	-673	286	-79	15,820	132,823	42,408	0	0	1,108	1,104	133,179	59,618
2.2.1 Organizational Clothing	0	0	0	227	0	0	0	0	0	0	0	227
2.3 Medical Support/Health Services	73	72	-10	87	29,364	25,174	0	0	4,605	3,270	34,032	28,603
2.4 Reserve Component Activation/Deactivation	0	0	-25	0	0	0	0	0	0	0	-25	0
2.5 Other Personnel Support	793	-1	-120	122	43,412	18,972	0	0	230	228	44,315	19,321
2.6 Rest & Recreation	0	0	0	0	5,581	4,032	0	0	0	0	5,581	4,032
2.7 Body Armor	-20	23	0	0	0	0	0	0	0	0	-20	23
2.0 Personnel Support Sub-Total	435	556	-648	40,828	360,551	177,614	6,535	5,758	8,742	6,839	375,615	231,595
3.1 Training	54	53	18	175	96,048	29,117	3	0	94	9	96,217	29,354
3.2 Operations (OPTEMPO) (Fuel, Other POL, Parts)	-245	-138	-93	-42	883,802	717,670	818	231	80,019	42,890	964,301	760,611
3.2.1 MRAP Vehicles Operation	0	0	0	0	60,403	26,563	0	0	0	0	60,403	26,563
3.3 Other Supplies & Equipment	-741	2,408	-96	9,256	419,740	218,081	220	159	147,548	54,460	566,671	284,364
3.4 Facilities/Base Support	-9,297	170	-44,613	12,790	606,130	143,740	4,499	1,874	30,596	7,344	587,315	165,918
3.5.1 Organization Level Maintenance	-1,877	7	-392	2,805	107,695	59,981	0	0	0	0	105,426	62,793
3.5.2 Intermediate Level Maintenance	-1,771	4,093	-635	442	275,003	162,652	0	0	0	0	272,597	167,187
3.5.3 Depot Level Maintenance	-3,097	9,923	-5,534	616	1,095,621	321,981	0	0	2,598	1,185	1,089,588	333,705
3.5.4 Contractor Logistics Support	-9,921	13,275	-7,571	15,042	756,986	284,020	14,210	3,014	140,311	21,704	894,015	337,055
3.5.6 MRAP Vehicles Equipment Maintenance	0	0	0	0	97,273	13,712	0	0	0	0	97,273	13,712
3.6 (C4I)	-13,529	100,624	-113,948	323,663	2,055,583	666,650	607	372	275,042	117,131	2,203,755	1,208,440
3.7 Other Services and Miscellaneous Contracts	-123,938	2,518	-37,133	117,761	2,267,130	669,546	12,046	6,406	378,931	240,222	2,497,036	1,036,453
3.9 Psychological Operations (Information Operations)	0	0	0	0	2,657	0	0	0	0	0	2,657	0
3.0 Operating Support Sub-Total	-164,362	132,933	-209,997	482,508	8,724,071	3,313,713	32,403	12,056	1,055,139	484,945	9,437,254	4,426,155
4.1 Airlift	-200	0	0	0	339,047	250,638	0	0	0	0	338,847	250,638
4.2 Sealift	0	0	0	0	63,317	61,004	0	0	0	0	63,317	61,004
4.4 Port Handling/Inland Transportation	1	7	-12,664	24	178,480	99,381	1,518	962	805	787	168,140	101,161

COST OF WAR
Operation and Maintenance (O&M) Summary Execution by Operation, Component, Appropriation and Cost Breakdown Structure (CBS)
Fiscal Year 2007 - 2016
(Amounts in Thousands)
As of August 31, 2016

Component and Appropriation	Operation New Dawn (OND) / Post-OND Iraq Activities		Operation Enduring Freedom		Operation Freedom's Sentinel		Operation Noble Eagle		Operation Inherent Resolve		Summary	
	Obligations Year to Date	Disbursements Year to Date	Obligations Year to Date	Disbursements Year to Date	Obligations Year to Date	Disbursements Year to Date	Obligations Year to Date	Disbursements Year to Date	Obligations Year to Date	Disbursements Year to Date	Obligations Year to Date	Disbursements Year to Date
4.5 Other Transportation	7	-1	-25	20	37	15	0	0	0	0	19	34
4.6 Second Destination Transportation	6	7	-1,023	8,069	778,302	428,545	0	0	1	1	777,286	436,622
4.7 MRAP Vehicles Transportation	-1,000	0	0	0	0	0	0	0	0	0	-1,000	0
4.0 Transportation Sub-Total	-1,186	13	-13,712	8,113	1,359,183	839,583	1,518	962	806	788	1,346,609	849,459
7.4.1 Afghanistan (CERP)	0	0	-53	291	1,568	1,185	0	0	0	0	1,515	1,476
7.6.1 Trainee Equip/Support	0	0	0	0	0	0	0	0	15,507	1,474	15,507	1,474
7.6.2 U.S. Trainer/Enabler	0	0	0	0	0	0	0	0	10,811	2,978	10,811	2,978
7.0 Other Support Sub-Total	0	0	-53	291	1,568	1,185	0	0	26,318	4,452	27,833	5,928
Afghanistan Security Forces Fund, Army												
7.3.02 Defense Forces Sustainment	0	0	-434,073	-416,887	2,195,182	2,082,878	0	0	0	0	1,761,109	1,665,991
7.3.03 Defense Forces Infrastructure	0	0	-204,208	-24,780	79,447	89,256	0	0	0	0	-124,761	64,476
7.3.04 Defense Forces Equipment and Transportation	0	0	-30,748	-30,634	436,725	362,145	0	0	0	0	405,977	331,511
7.3.05 Defense Forces Training and Operations	0	0	-201,716	-200,426	366,755	367,706	0	0	0	0	165,039	167,280
7.3.07 Interior Forces Sustainment	0	0	-161,429	-150,842	1,166,489	1,020,362	0	0	0	0	1,005,060	869,520
7.3.08 Interior Forces Infrastructure	0	0	-64,355	1,454	41,106	54,914	0	0	0	0	-23,249	56,368
7.3.09 Interior Forces Equipment	0	0	-1	8	275,010	208,336	0	0	0	0	275,009	208,344
7.3.10 Interior Forces Training and Operations	0	0	-12,609	-9,699	37,550	25,711	0	0	0	0	24,941	16,012
7.3.14 Detainee Operations Sustainment	0	0	-2,107	-2,106	3,885	6,216	0	0	0	0	1,778	4,110
7.3.15 Detainee Operations Infrastructure	0	0	-409	-5	0	0	0	0	0	0	-409	-5
7.3.20 Other	0	0	14,339	-122,864	0	-144,567	0	0	0	0	14,339	-267,431
7.0 Other Support Sub-Total	0	0	-1,097,316	-956,781	4,602,149	4,072,957	0	0	0	0	3,504,833	3,116,176
Iraq Security Forces Fund, Army												
7.3.02 Defense Forces Sustainment	-4,873	-10	0	0	0	0	0	0	0	0	-4,873	-10
7.3.04 Defense Forces Equipment and Transportation	-5,561	0	0	0	0	0	0	0	0	0	-5,561	0
7.3.05 Defense Forces Training and Operations	-278	63	0	0	0	0	0	0	0	0	-278	63
7.3.07 Interior Forces Sustainment	-25	0	0	0	0	0	0	0	0	0	-25	0
7.3.09 Interior Forces Equipment	-1,784	0	0	0	0	0	0	0	0	0	-1,784	0
7.3.10 Interior Forces Training and Operations	-2,262	17	0	0	0	0	0	0	0	0	-2,262	17
7.3.11 Quick Response Fund	-1,116	-2,014	0	0	0	0	0	0	0	0	-1,116	-2,014
7.3.12 Quick Response Fund	504	2,015	0	0	0	0	0	0	0	0	504	2,015
7.0 Other Support Sub-Total	-15,395	71	0	0	0	0	0	0	0	0	-15,395	71
Pakistan Counterinsurgency Fund, Army												
7.3.30 PCCF Defense Security Forces	0	0	-305	0	0	0	0	0	0	0	-305	0

COST OF WAR
Operation and Maintenance (O&M) Summary Execution by Operation, Component, Appropriation and Cost Breakdown Structure (CBS)
Fiscal Year 2007 - 2016
(Amounts in Thousands)
As of August 31, 2016

Component and Appropriation	Operation New Dawn (OND) / Post-OND Iraq Activities		Operation Enduring Freedom		Operation Freedom's Sentinel		Operation Noble Eagle		Operation Inherent Resolve		Summary	
	Obligations Year to Date	Disbursements Year to Date	Obligations Year to Date	Disbursements Year to Date	Obligations Year to Date	Disbursements Year to Date	Obligations Year to Date	Disbursements Year to Date	Obligations Year to Date	Disbursements Year to Date	Obligations Year to Date	Disbursements Year to Date
7.3.40 PCCF Frontier Corps	0	0	-186	1	0	0	0	0	0	0	-186	1
7.0 Other Support Sub-Total	0	0	-491	1	0	0	0	0	0	0	-491	1
Afghanistan Infrastructure Fund, Army												
7.5.1 Afghanistan Infrastructure Fund - Power	0	0	-18,893	51,942	0	0	0	0	0	0	-18,893	51,942
7.5.2 Afghanistan Infrastructure Fund - Transportation	0	0	-20	1,285	0	0	0	0	0	0	-20	1,285
7.5.3 Afghanistan Infrastructure Fund - Water	0	0	445	13,865	0	0	0	0	0	0	445	13,865
7.0 Other Support Sub-Total	0	0	-18,468	67,092	0	0	0	0	0	0	-18,468	67,092
Iraq Train and Equip Fund												
7.7.1 Defense Forces	0	0	0	0	0	0	0	0	849,937	892,416	849,937	892,416
7.0 Other Support Sub-Total	0	0	0	0	0	0	0	0	849,937	892,416	849,937	892,416
Army Reserve Total	-2	91	-20	-6	24,302	16,075	0	0	97	84	24,377	16,244
Operation and Maintenance, Army Reserve												
2.1 Temporary Duty (TDY)/Additional Duty (TAD)	-1	-1	-3	-1	7,895	6,455	0	0	96	84	7,987	6,537
2.4 Reserve Component Activation/Deactivation	5	4	-8	-7	0	0	0	0	0	0	-3	-3
2.5 Other Personnel Support	0	0	-11	0	6,753	5,199	0	0	1	0	6,743	5,199
2.0 Personnel Support Sub-Total	4	3	-22	-8	14,648	11,654	0	0	97	84	14,727	11,733
3.3 Other Supplies & Equipment	-5	0	0	0	693	632	0	0	0	0	688	632
3.4 Facilities/Base Support	0	0	0	0	2,529	291	0	0	0	0	2,529	291
3.6 (C4I)	0	0	0	0	88	51	0	0	0	0	88	51
3.7 Other Services and Miscellaneous Contracts	-1	88	2	2	5,953	3,138	0	0	0	0	5,954	3,228
3.0 Operating Support Sub-Total	-6	88	2	2	9,263	4,112	0	0	0	0	9,259	4,202
4.4 Port Handling/Inland Transportation	0	0	0	0	391	309	0	0	0	0	391	309
4.0 Transportation Sub-Total	0	0	0	0	391	309	0	0	0	0	391	309
Army National Guard Total	-67	0	-3,878	528	40,049	23,289	0	0	0	0	36,104	23,817
Operation and Maintenance, Army Natl Guard												
1.2.1 Civilian Premium Pay	0	0	0	0	365	357	0	0	0	0	365	357
1.0 Personnel Sub-Total	0	0	0	0	365	357	0	0	0	0	365	357
2.1 Temporary Duty (TDY)/Additional Duty (TAD)	0	0	0	0	96	70	0	0	0	0	96	70
2.2 Clothing and Other Personnel Equipment & Supplies	0	0	0	0	58	29	0	0	0	0	58	29
2.3 Medical Support/Health Services	0	0	0	0	390	124	0	0	0	0	390	124
2.4 Reserve Component Activation/Deactivation	0	0	0	0	6,346	4,616	0	0	0	0	6,346	4,616
2.5 Other Personnel Support	0	0	0	0	310	56	0	0	0	0	310	56
2.0 Personnel Support Sub-Total	0	0	0	0	7,200	4,895	0	0	0	0	7,200	4,895

COST OF WAR
Operation and Maintenance (O&M) Summary Execution by Operation, Component, Appropriation and Cost Breakdown Structure (CBS)
Fiscal Year 2007 - 2016
(Amounts in Thousands)
As of August 31, 2016

Component and Appropriation	Operation New Dawn (OND) / Post-OND Iraq Activities		Operation Enduring Freedom		Operation Freedom's Sentinel		Operation Noble Eagle		Operation Inherent Resolve		Summary	
	Obligations Year to Date	Disbursements Year to Date	Obligations Year to Date	Disbursements Year to Date	Obligations Year to Date	Disbursements Year to Date	Obligations Year to Date	Disbursements Year to Date	Obligations Year to Date	Disbursements Year to Date	Obligations Year to Date	Disbursements Year to Date
3.1 Training	0	0	0	0	10	4	0	0	0	0	10	4
3.2 Operations (OPTEMPO) (Fuel, Other POL, Parts)	0	0	0	0	12,035	8,498	0	0	0	0	12,035	8,498
3.3 Other Supplies & Equipment	-65	0	103	105	3,971	1,481	0	0	0	0	4,009	1,586
3.4 Facilities/Base Support	0	0	0	48	1,443	684	0	0	0	0	1,443	732
3.5.3 Depot Level Maintenance	0	0	0	0	5	0	0	0	0	0	5	0
3.5.4 Contractor Logistics Support	-2	0	-2,956	0	0	0	0	0	0	0	-2,958	0
3.6 (C4I)	0	0	0	2	7,840	4,328	0	0	0	0	7,840	4,330
3.7 Other Services and Miscellaneous Contracts	0	0	-1,025	373	6,894	2,836	0	0	0	0	5,869	3,209
3.0 Operating Support Sub-Total	-67	0	-3,878	528	32,198	17,831	0	0	0	0	28,253	18,359
4.4 Port Handling/Inland Transportation	0	0	0	0	262	206	0	0	0	0	262	206
4.5 Other Transportation	0	0	0	0	24	0	0	0	0	0	24	0
4.0 Transportation Sub-Total	0	0	0	0	286	206	0	0	0	0	286	206
Navy/Marine Corps Total	2,773	64,802	-1,040,012	-201,550	5,864,331	4,203,995	0	0	447,222	257,395	5,274,314	4,324,642
Navy Total	0	0	0	1	4,166,760	2,880,807	0	0	431,909	248,116	4,598,669	3,128,924
Navy Active Total	0	0	0	1	4,135,877	2,859,155	0	0	431,909	248,116	4,567,786	3,107,272
Operation and Maintenance, Navy												
1.2.1 Civilian Premium Pay	0	0	0	0	65,224	55,115	0	0	49	49	65,273	55,164
1.2.2 Civilian Temporary Hires	0	0	0	0	540	518	0	0	59	59	599	577
1.0 Personnel Sub-Total	0	0	0	0	65,764	55,633	0	0	108	108	65,872	55,741
2.1 Temporary Duty (TDY)/Additional Duty (TAD)	0	0	0	0	102,309	80,497	0	0	9,341	9,341	111,650	89,838
2.2 Clothing and Other Personnel Equipment & Supplies	0	0	0	0	6,580	2,191	0	0	0	0	6,580	2,191
2.3 Medical Support/Health Services	0	0	0	0	36	36	0	0	0	0	36	36
2.5 Other Personnel Support	0	0	0	0	7,720	3,478	0	0	0	0	7,720	3,478
2.0 Personnel Support Sub-Total	0	0	0	0	116,645	86,202	0	0	9,341	9,341	125,986	95,543
3.1 Training	0	0	0	0	56,585	32,444	0	0	49	6	56,634	32,450
3.2 Operations (OPTEMPO) (Fuel, Other POL, Parts)	0	0	0	0	962,227	808,132	0	0	211,302	211,302	1,173,529	1,019,434
3.3 Other Supplies & Equipment	0	0	0	0	177,344	123,950	0	0	10	0	177,354	123,950
3.4 Facilities/Base Support	0	0	0	0	56,579	22,245	0	0	0	0	56,579	22,245
3.5.1 Organization Level Maintenance	0	0	0	0	41,694	28,191	0	0	0	0	41,694	28,191
3.5.2 Intermediate Level Maintenance	0	0	0	0	26,151	23,324	0	0	0	0	26,151	23,324
3.5.3 Depot Level Maintenance	0	0	0	0	1,953,120	1,201,162	0	0	0	0	1,953,120	1,201,162
3.5.4 Contractor Logistics Support	0	0	0	0	12,040	8,272	0	0	0	0	12,040	8,272
3.6 (C4I)	0	0	0	0	57,144	38,232	0	0	0	0	57,144	38,232

COST OF WAR
Operation and Maintenance (O&M) Summary Execution by Operation, Component, Appropriation and Cost Breakdown Structure (CBS)
Fiscal Year 2007 - 2016
(Amounts in Thousands)
As of August 31, 2016

Component and Appropriation	Operation New Dawn (OND) / Post-OND Iraq Activities		Operation Enduring Freedom		Operation Freedom's Sentinel		Operation Noble Eagle		Operation Inherent Resolve		Summary	
	Obligations Year to Date	Disbursements Year to Date	Obligations Year to Date	Disbursements Year to Date	Obligations Year to Date	Disbursements Year to Date	Obligations Year to Date	Disbursements Year to Date	Obligations Year to Date	Disbursements Year to Date	Obligations Year to Date	Disbursements Year to Date
3.7 Other Services and Miscellaneous Contracts	0	0	0	1	186,836	85,822	0	0	210,289	26,549	397,125	112,372
3.0 Operating Support Sub-Total	0	0	0	1	3,529,720	2,371,774	0	0	421,650	237,857	3,951,370	2,609,632
4.1 Airlift	0	0	0	0	174,548	129,727	0	0	810	810	175,358	130,537
4.2 Sealift	0	0	0	0	236,165	213,957	0	0	0	0	236,165	213,957
4.4 Port Handling/Inland Transportation	0	0	0	0	2,373	46	0	0	0	0	2,373	46
4.5 Other Transportation	0	0	0	0	9,046	589	0	0	0	0	9,046	589
4.6 Second Destination Transportation	0	0	0	0	1,616	1,227	0	0	0	0	1,616	1,227
4.0 Transportation Sub-Total	0	0	0	0	423,748	345,546	0	0	810	810	424,558	346,356
Navy Reserve Total	0	0	0	0	30,883	21,652	0	0	0	0	30,883	21,652
Operation and Maintenance, Navy Reserve												
2.2 Clothing and Other Personnel Equipment & Supplies	0	0	0	0	404	121	0	0	0	0	404	121
2.3 Medical Support/Health Services	0	0	0	0	414	414	0	0	0	0	414	414
2.4 Reserve Component Activation/Deactivation	0	0	0	0	1,683	840	0	0	0	0	1,683	840
2.0 Personnel Support Sub-Total	0	0	0	0	2,501	1,375	0	0	0	0	2,501	1,375
3.2 Operations (OPTEMPO) (Fuel, Other POL, Parts)	0	0	0	0	3,758	3,758	0	0	0	0	3,758	3,758
3.5.2 Intermediate Level Maintenance	0	0	0	0	12	6	0	0	0	0	12	6
3.5.3 Depot Level Maintenance	0	0	0	0	20,300	16,314	0	0	0	0	20,300	16,314
3.5.4 Contractor Logistics Support	0	0	0	0	3,596	0	0	0	0	0	3,596	0
3.7 Other Services and Miscellaneous Contracts	0	0	0	0	716	199	0	0	0	0	716	199
3.0 Operating Support Sub-Total	0	0	0	0	28,382	20,277	0	0	0	0	28,382	20,277
Marine Corps Total	2,773	64,802	-1,040,012	-201,551	1,697,571	1,323,188	0	0	15,313	9,279	675,645	1,195,718
Marine Corps Active Total	2,773	64,802	-1,033,934	-200,510	1,691,159	1,317,046	0	0	15,313	9,279	675,311	1,190,617
Operation and Maintenance, Marine Corps												
1.1.2 Imminent Danger or Hostile Fire Pay	0	0	7	7	0	0	0	0	0	0	7	7
1.1.5 Subsistence	0	0	-1,282	-1,276	0	0	0	0	0	0	-1,282	-1,276
1.1.7 Other Military Personnel (Special Pay)	0	0	-1,274	-1,010	1,405	1,484	0	0	0	0	131	474
1.2.1 Civilian Premium Pay	1,534	1,660	168,974	167,025	1,786	1,790	0	0	0	0	172,294	170,475
1.2.2 Civilian Temporary Hires	0	0	-2,462	-2,937	4,407	4,889	0	0	0	0	1,945	1,952
1.2.3 MRAP Vehicles	0	0	0	-1	0	1	0	0	0	0	0	0
1.0 Personnel Sub-Total	1,534	1,660	163,963	161,808	7,598	8,164	0	0	0	0	173,095	171,632
2.1 Temporary Duty (TDY)/Additional Duty (TAD)	-53	10	-23,154	-20,628	76,834	72,792	0	0	3,754	3,360	57,381	55,534
2.2 Clothing and Other Personnel Equipment & Supplies	0	0	-51,534	-11,130	90,491	80,403	0	0	68	68	39,025	69,341
2.2.1 Organizational Clothing	0	0	-262	-250	516	512	0	0	0	0	254	262

COST OF WAR
Operation and Maintenance (O&M) Summary Execution by Operation, Component, Appropriation and Cost Breakdown Structure (CBS)
Fiscal Year 2007 - 2016
(Amounts in Thousands)
As of August 31, 2016

Component and Appropriation	Operation New Dawn (OND) / Post-OND Iraq Activities		Operation Enduring Freedom		Operation Freedom's Sentinel		Operation Noble Eagle		Operation Inherent Resolve		Summary	
	Obligations Year to Date	Disbursements Year to Date	Obligations Year to Date	Disbursements Year to Date	Obligations Year to Date	Disbursements Year to Date	Obligations Year to Date	Disbursements Year to Date	Obligations Year to Date	Disbursements Year to Date	Obligations Year to Date	Disbursements Year to Date
2.3 Medical Support/Health Services	0	0	-1,616	-995	4,570	4,249	0	0	0	0	2,954	3,254
2.4 Reserve Component Activation/Deactivation	3	3	-5,850	-3,700	10,263	9,845	0	0	494	472	4,910	6,620
2.5 Other Personnel Support	0	0	-3,589	-1,663	15,926	13,639	0	0	7	7	12,344	11,983
2.0 Personnel Support Sub-Total	-50	13	-86,005	-38,366	198,600	181,440	0	0	4,323	3,907	116,868	146,994
3.1 Training	0	0	-221,301	-165,672	73,305	40,847	0	0	178	161	-147,818	-124,664
3.2 Operations (OPTEMPO) (Fuel, Other POL, Parts)	0	0	-20,927	8,300	85,100	78,271	0	0	1,053	1,006	65,226	87,577
3.2.1 MRAP Vehicles Operation	0	0	-155	2,152	258	88	0	0	0	0	103	2,240
3.3 Other Supplies & Equipment	0	0	-37,222	-20,245	63,904	51,029	0	0	1,047	991	27,729	31,775
3.4 Facilities/Base Support	0	0	-28,633	-27,323	65,038	58,323	0	0	0	0	36,405	31,000
3.4.1 MRAP Vehicles Facilities and Base Support	0	0	0	3,790	-22,266	-27,189	0	0	0	0	-22,266	-23,399
3.5.1 Organization Level Maintenance	0	0	-30,751	-8,753	67,612	51,001	0	0	0	0	36,861	42,248
3.5.2 Intermediate Level Maintenance	0	0	76,043	51,975	287	430	0	0	0	0	76,330	52,405
3.5.3 Depot Level Maintenance	1,193	67,077	-297,911	30,984	619,512	417,057	0	0	0	0	322,794	515,118
3.5.4 Contractor Logistics Support	0	0	-35,475	3,544	46,985	28,911	0	0	0	0	11,510	32,455
3.5.6 MRAP Vehicles Equipment Maintenance	0	0	-20,550	-5,468	21,803	14,047	0	0	0	0	1,253	8,579
3.6 (C4I)	-33	-30	-34,524	1,334	37,084	33,764	0	0	-11	10	2,516	35,078
3.7 Other Services and Miscellaneous Contracts	99	-3,723	-230,311	-32,972	344,592	308,307	0	0	8,719	3,437	123,099	275,049
3.0 Operating Support Sub-Total	1,259	63,324	-881,717	-158,354	1,403,214	1,054,886	0	0	10,986	5,605	533,742	965,461
4.1 Airlift	0	0	-500	-500	1,698	1,698	0	0	0	0	1,198	1,198
4.2 Sealift	0	0	-431	-431	862	3,072	0	0	0	0	431	2,641
4.4 Port Handling/Inland Transportation	0	0	-227	-113	298	246	0	0	0	0	71	133
4.5 Other Transportation	30	30	22,137	22,813	35,034	30,599	0	0	4	-233	57,205	53,209
4.6 Second Destination Transportation	0	-225	-230,059	-167,258	43,815	36,899	0	0	0	0	-186,244	-130,584
4.8 Retrograde of Personnel and Equipment	0	0	-21,095	-20,109	40	42	0	0	0	0	-21,055	-20,067
4.0 Transportation Sub-Total	30	-195	-230,175	-165,598	81,747	72,556	0	0	4	-233	-148,394	-93,470
Marine Corps Reserve Total	0	0	-6,078	-1,041	6,412	6,142	0	0	0	0	334	5,101
Operation and Maintenance, USMC Reserve												
2.1 Temporary Duty (TDY)/Additional Duty (TAD)	0	0	-1,758	-1,819	2,263	2,589	0	0	0	0	505	770
2.2 Clothing and Other Personnel Equipment & Supplies	0	0	-274	-13	285	233	0	0	0	0	11	220
2.4 Reserve Component Activation/Deactivation	0	0	-62	-62	337	317	0	0	0	0	275	255
2.0 Personnel Support Sub-Total	0	0	-2,094	-1,894	2,885	3,139	0	0	0	0	791	1,245
3.2 Operations (OPTEMPO) (Fuel, Other POL, Parts)	0	0	-1,082	-576	2,679	2,633	0	0	0	0	1,597	2,057
3.6 (C4I)	0	0	-388	0	583	144	0	0	0	0	195	144

COST OF WAR
Operation and Maintenance (O&M) Summary Execution by Operation, Component, Appropriation and Cost Breakdown Structure (CBS)
Fiscal Year 2007 - 2016
(Amounts in Thousands)
As of August 31, 2016

Component and Appropriation	Operation New Dawn (OND) / Post-OND Iraq Activities		Operation Enduring Freedom		Operation Freedom's Sentinel		Operation Noble Eagle		Operation Inherent Resolve		Summary	
	Obligations Year to Date	Disbursements Year to Date	Obligations Year to Date	Disbursements Year to Date	Obligations Year to Date	Disbursements Year to Date	Obligations Year to Date	Disbursements Year to Date	Obligations Year to Date	Disbursements Year to Date	Obligations Year to Date	Disbursements Year to Date
3.7 Other Services and Miscellaneous Contracts	0	0	-404	1,429	265	226	0	0	0	0	-139	1,655
3.0 Operating Support Sub-Total	0	0	-1,874	853	3,527	3,003	0	0	0	0	1,653	3,856
4.5 Other Transportation	0	0	-2,110	0	0	0	0	0	0	0	-2,110	0
4.0 Transportation Sub-Total	0	0	-2,110	0	0	0	0	0	0	0	-2,110	0
Air Force Total	1,167,318	1,234,497	-3,641,612	-553,879	7,160,384	5,189,913	-38,373	-39,539	1,694,997	1,513,580	6,342,714	7,344,572
Air Force Active Total	1,167,319	1,234,497	-3,668,414	-581,373	7,030,903	5,090,194	-38,373	-39,539	1,694,997	1,513,580	6,186,432	7,217,359
Operation and Maintenance, Air Force												
1.1.6 Reserve Components Predeployment Training	0	0	0	0	0	0	120	120	0	0	120	120
1.2.2 Civilian Temporary Hires	4,359	4,365	-13,454	-13,280	59,819	59,646	835	835	137	136	51,696	51,702
1.0 Personnel Sub-Total	4,359	4,365	-13,454	-13,280	59,819	59,646	955	955	137	136	51,816	51,822
2.1 Temporary Duty (TDY)/Additional Duty (TAD)	15,191	14,918	-96,962	-35,827	274,763	196,481	3,434	2,254	14,512	13,058	210,938	190,884
2.2 Clothing and Other Personnel Equipment & Supplies	21	21	-134	170	1,518	2,105	0	0	61	61	1,466	2,357
2.3 Medical Support/Health Services	-7,881	-9,058	-2,140	6,787	43,348	23,213	341	246	2,576	938	36,244	22,126
2.5 Other Personnel Support	35,035	33,132	-10,200	3,970	43,553	22,224	0	0	1,021	405	69,409	59,731
2.0 Personnel Support Sub-Total	42,366	39,013	-109,436	-24,900	363,182	244,023	3,775	2,500	18,170	14,462	318,057	275,098
3.1 Training	127	127	-5,376	4,284	36,263	20,427	0	0	3,998	2,556	35,012	27,394
3.2 Operations (OPTEMPO) (Fuel, Other POL, Parts)	22,432	16,621	-199,594	-201,347	580,676	579,288	-43,039	-43,039	1,114,194	1,114,283	1,474,669	1,465,806
3.3 Other Supplies & Equipment	-77,274	-17,882	-33,910	196,904	437,498	346,385	-19	22	68,971	62,914	395,266	588,343
3.4 Facilities/Base Support	-30,008	-28,398	-111,260	-19,350	212,810	129,761	-61	7	33,579	15,783	105,060	97,803
3.5.3 Depot Level Maintenance	1,576,773	1,559,376	4,517,491	4,500,544	1,986,318	1,267,250	0	0	0	0	8,080,582	7,327,170
3.5.4 Contractor Logistics Support	-119,392	-100,575	-7,094,009	-5,330,012	-228,505	-216,087	0	0	0	0	-7,441,906	-5,646,674
3.6 (C4I)	31,584	32,800	-280,783	21,869	820,038	568,405	0	0	42,466	25,382	613,305	648,456
3.7 Other Services and Miscellaneous Contracts	-278,481	-268,351	119,727	470,037	1,269,148	1,025,723	0	0	214,545	74,324	1,324,939	1,301,733
3.0 Operating Support Sub-Total	1,125,761	1,193,718	-3,087,714	-357,071	5,114,246	3,721,152	-43,119	-43,010	1,477,753	1,295,242	4,586,927	5,810,031
4.1 Airlift	-4,799	-3,914	-377,174	-207,124	1,279,962	967,216	0	0	182,643	185,846	1,080,632	942,024
4.2 Sealift	183	183	-105	-90	176	91	0	0	0	0	254	184
4.5 Other Transportation	-551	1,132	-80,922	20,720	209,012	94,265	16	16	5,594	4,283	133,149	120,416
4.8 Retrograde of Personnel and Equipment	0	0	391	372	4,506	3,801	0	0	686	5	5,583	4,178
4.0 Transportation Sub-Total	-5,167	-2,599	-457,810	-186,122	1,493,656	1,065,373	16	16	188,923	190,134	1,219,618	1,066,802
7.6.1 Trainee Equip/Support	0	0	0	0	0	0	0	0	3,277	2,785	3,277	2,785
7.6.2 U.S. Trainer/Enabler	0	0	0	0	0	0	0	0	6,737	10,821	6,737	10,821
7.0 Other Support Sub-Total	0	0	0	0	0	0	0	0	10,014	13,606	10,014	13,606
Air Force Reserve Total	-1	0	25,727	25,265	124,696	96,781	0	0	0	0	150,422	122,046

COST OF WAR
Operation and Maintenance (O&M) Summary Execution by Operation, Component, Appropriation and Cost Breakdown Structure (CBS)
Fiscal Year 2007 - 2016
(Amounts in Thousands)
As of August 31, 2016

Component and Appropriation	Operation New Dawn (OND) / Post-OND Iraq Activities		Operation Enduring Freedom		Operation Freedom's Sentinel		Operation Noble Eagle		Operation Inherent Resolve		Summary	
	Obligations Year to Date	Disbursements Year to Date	Obligations Year to Date	Disbursements Year to Date	Obligations Year to Date	Disbursements Year to Date	Obligations Year to Date	Disbursements Year to Date	Obligations Year to Date	Disbursements Year to Date	Obligations Year to Date	Disbursements Year to Date
Operation and Maintenance, Air Force Reserve												
2.1 Temporary Duty (TDY)/Additional Duty (TAD)	0	0	2,298	2,265	5,942	4,514	0	0	0	0	8,240	6,779
2.0 Personnel Support Sub-Total	0	0	2,298	2,265	5,942	4,514	0	0	0	0	8,240	6,779
3.2 Operations (OPTEMPO) (Fuel, Other POL, Parts)	0	0	53	53	0	0	0	0	0	0	53	53
3.3 Other Supplies & Equipment	-1	0	106	105	363	255	0	0	0	0	468	360
3.4 Facilities/Base Support	0	0	1,913	1,894	3,002	2,183	0	0	0	0	4,915	4,077
3.5.3 Depot Level Maintenance	0	0	10,074	10,074	16,817	16,817	0	0	0	0	26,891	26,891
3.5.4 Contractor Logistics Support	0	0	11,283	10,874	98,572	73,012	0	0	0	0	109,855	83,886
3.0 Operating Support Sub-Total	-1	0	23,429	23,000	118,754	92,267	0	0	0	0	142,182	115,267
Air Force National Guard Total	0	0	1,075	2,229	4,785	2,938	0	0	0	0	5,860	5,167
Operation and Maintenance, Air Natl Guard												
2.1 Temporary Duty (TDY)/Additional Duty (TAD)	0	0	94	126	732	641	0	0	0	0	826	767
2.0 Personnel Support Sub-Total	0	0	94	126	732	641	0	0	0	0	826	767
3.3 Other Supplies & Equipment	0	0	244	208	1,316	731	0	0	0	0	1,560	939
3.4 Facilities/Base Support	0	0	87	853	469	307	0	0	0	0	556	1,160
3.6 (C4I)	0	0	3	1	5	2	0	0	0	0	8	3
3.7 Other Services and Miscellaneous Contracts	0	0	647	1,041	2,263	1,257	0	0	0	0	2,910	2,298
3.0 Operating Support Sub-Total	0	0	981	2,103	4,053	2,297	0	0	0	0	5,034	4,400
Defense Health Program Total	-816	-375	-17,380	-1,156	270,964	284,653	0	0	0	0	252,768	283,122
Defense Health Program, Defense												
2.3 Medical Support/Health Services	-816	-375	-17,380	-1,156	270,964	284,653	0	0	0	0	252,768	283,122
2.0 Personnel Support Sub-Total	-816	-375	-17,380	-1,156	270,964	284,653	0	0	0	0	252,768	283,122
DODIG Total	-6	-5	4,523	4,655	1,513	1,547	0	0	12,197	10,973	18,227	17,170
Office of the Inspector General, Defense												
1.2.1 Civilian Premium Pay	0	0	2,931	3,039	2,000	1,989	0	0	1,196	1,026	6,127	6,054
1.2.2 Civilian Temporary Hires	0	0	931	994	108	134	0	0	8,830	8,249	9,869	9,377
1.0 Personnel Sub-Total	0	0	3,862	4,033	2,108	2,123	0	0	10,026	9,275	15,996	15,431
2.1 Temporary Duty (TDY)/Additional Duty (TAD)	-4	-5	347	370	-729	-542	0	0	895	761	509	584
2.2 Clothing and Other Personnel Equipment & Supplies	0	0	8	14	-109	-43	0	0	28	14	-73	-15
2.0 Personnel Support Sub-Total	-4	-5	355	384	-838	-585	0	0	923	775	436	569
3.1 Training	-1	0	-26	10	-7	1	0	0	17	9	-17	20
3.3 Other Supplies & Equipment	0	0	2	1	-1	1	0	0	2	1	3	3
3.6 (C4I)	0	0	50	97	14	7	0	0	64	4	128	108

COST OF WAR
Operation and Maintenance (O&M) Summary Execution by Operation, Component, Appropriation and Cost Breakdown Structure (CBS)
Fiscal Year 2007 - 2016
(Amounts in Thousands)
As of August 31, 2016

Component and Appropriation	Operation New Dawn (OND) / Post-OND Iraq Activities		Operation Enduring Freedom		Operation Freedom's Sentinel		Operation Noble Eagle		Operation Inherent Resolve		Summary	
	Obligations Year to Date	Disbursements Year to Date	Obligations Year to Date	Disbursements Year to Date	Obligations Year to Date	Disbursements Year to Date	Obligations Year to Date	Disbursements Year to Date	Obligations Year to Date	Disbursements Year to Date	Obligations Year to Date	Disbursements Year to Date
3.7 Other Services and Miscellaneous Contracts	-1	0	256	113	237	0	0	0	1,143	895	1,635	1,008
3.0 Operating Support Sub-Total	-2	0	282	221	243	9	0	0	1,226	909	1,749	1,139
4.5 Other Transportation	0	0	24	17	0	0	0	0	22	14	46	31
4.0 Transportation Sub-Total	0	0	24	17	0	0	0	0	22	14	46	31
Defense Agency Total	-990	27,126	-184,232	697,164	3,004,239	1,593,282	161	-1,369	700,131	282,983	3,519,309	2,599,186
Operation and Maintenance, Defense-Wide												
1.2.1 Civilian Premium Pay	820	834	-17,099	-6,550	88,041	64,525	0	0	0	0	71,762	58,809
1.2.2 Civilian Temporary Hires	2,632	4,087	-2,106	-1,117	15,639	14,520	0	0	0	0	16,165	17,490
1.0 Personnel Sub-Total	3,452	4,921	-19,205	-7,667	103,680	79,045	0	0	0	0	87,927	76,299
2.1 Temporary Duty (TDY)/Additional Duty (TAD)	6	109	-6,228	9,016	131,728	101,432	0	0	19,266	14,727	144,772	125,284
2.2 Clothing and Other Personnel Equipment & Supplies	0	0	-18	185	4,122	1,070	0	0	818	522	4,922	1,777
2.3 Medical Support/Health Services	1	1	-356	912	4,470	2,925	0	0	111	59	4,226	3,897
2.5 Other Personnel Support	-1,629	4,354	-320	42,561	72,939	66,473	0	0	0	0	70,990	113,388
2.0 Personnel Support Sub-Total	-1,622	4,464	-6,922	52,674	213,259	171,900	0	0	20,195	15,308	224,910	244,346
3.1 Training	-5	-5	-934	13,182	25,735	13,985	0	0	1,483	1,023	26,279	28,185
3.2 Operations (OPTEMPO) (Fuel, Other POL, Parts)	0	18	1,156	10,163	153,418	76,612	0	0	52,808	37,947	207,382	124,740
3.3 Other Supplies & Equipment	-24	52	-4,578	62,101	124,942	53,996	0	0	51,143	28,305	171,483	144,454
3.4 Facilities/Base Support	0	0	-466	3,100	2,433	1,442	0	0	21	21	1,988	4,563
3.5.1 Organization Level Maintenance	0	0	-103	14,693	109	108	0	0	0	0	6	14,801
3.5.2 Intermediate Level Maintenance	0	0	0	0	2,830	1,678	0	0	90	62	2,920	1,740
3.5.3 Depot Level Maintenance	0	0	0	3,506	17,750	1,370	0	0	1,500	0	19,250	4,876
3.5.4 Contractor Logistics Support	-86	3	-551	232,683	293,992	109,301	0	0	21,381	11,884	314,736	353,871
3.5.6 MRAP Vehicles Equipment Maintenance	0	0	0	0	39,726	27,739	0	0	13,411	0	53,137	27,739
3.6 (C4I)	-2,152	16,627	-19,837	99,521	358,863	113,461	161	-1,369	69,788	41,722	406,823	269,962
3.7 Other Services and Miscellaneous Contracts	-553	1,046	-135,335	145,009	1,047,896	421,357	0	0	195,282	80,551	1,107,290	647,963
3.0 Operating Support Sub-Total	-2,820	17,741	-160,648	583,958	2,067,694	821,049	161	-1,369	406,907	201,515	2,311,294	1,622,894
4.1 Airlift	0	0	-1,152	58,491	194,644	109,993	0	0	74,347	38,268	267,839	206,752
4.2 Sealift	0	0	-500	3,637	1,200	828	0	0	0	0	700	4,465
4.4 Port Handling/Inland Transportation	0	0	248	145	4,108	3,326	0	0	0	0	4,356	3,471
4.5 Other Transportation	0	0	86	320	46,051	33,622	0	0	613	264	46,750	34,206
4.6 Second Destination Transportation	0	0	0	11	171	87	0	0	0	0	171	98
4.0 Transportation Sub-Total	0	0	-1,318	62,604	246,174	147,856	0	0	74,960	38,532	319,816	248,992
7.1.01 Pakistan	0	0	0	0	223,615	223,615	0	0	0	0	223,615	223,615

COST OF WAR
Operation and Maintenance (O&M) Summary Execution by Operation, Component, Appropriation and Cost Breakdown Structure (CBS)
Fiscal Year 2007 - 2016
(Amounts in Thousands)
As of August 31, 2016

Component and Appropriation	Operation New Dawn (OND) / Post-OND Iraq Activities		Operation Enduring Freedom		Operation Freedom's Sentinel		Operation Noble Eagle		Operation Inherent Resolve		Summary	
	Obligations Year to Date	Disbursements Year to Date	Obligations Year to Date	Disbursements Year to Date	Obligations Year to Date	Disbursements Year to Date	Obligations Year to Date	Disbursements Year to Date	Obligations Year to Date	Disbursements Year to Date	Obligations Year to Date	Disbursements Year to Date
7.1.26 Coalition support for Mongolia (OEF)	0	0	0	651	0	0	0	0	0	0	0	651
7.1.90 Coalition Readiness Support Program (CRSP)	0	0	2,928	2,928	13,289	13,289	0	0	0	0	16,217	16,217
7.2.1 Transportation Support	0	0	933	933	24,000	24,000	0	0	0	0	24,933	24,933
7.2.2 Logistic Support	0	0	0	1,083	112,528	112,528	0	0	0	0	112,528	113,611
7.6.1 Trainee Equip/Support	0	0	0	0	0	0	0	0	185,168	9,505	185,168	9,505
7.6.2 U.S. Trainer/Enabler	0	0	0	0	0	0	0	0	12,901	18,123	12,901	18,123
7.0 Other Support Sub-Total	0	0	3,861	5,595	373,432	373,432	0	0	198,069	27,628	575,362	406,655

COST OF WAR
Operation and Maintenance (O&M) Summary Execution by Operation and Cost Breakdown Structure (CBS)
Beginning Fiscal Year - 2016
(Amounts in Thousands)
As of August 31, 2016

CBS Summary	Operation New Dawn (OND) / Post-OND Iraq Activities		Operation Enduring Freedom		Operation Freedom's Sentinel		Operation Noble Eagle		Operation Inherent Resolve		Summary	
	Obligations Year to Date	Disbursements Year to Date	Obligations Year to Date	Disbursements Year to Date	Obligations Year to Date	Disbursements Year to Date	Obligations Year to Date	Disbursements Year to Date	Obligations Year to Date	Disbursements Year to Date	Obligations Year to Date	Disbursements Year to Date
O&M CBS Summary Total	67,871	30,597	0	0	26,260,574	14,573,604	54,906	32,993	4,279,439	2,756,904	30,662,790	17,394,098
1.0 Personnel Costs	7,440	7,416	0	0	285,492	249,870	1,126	1,113	13,185	10,208	307,243	268,607
2.0 Personnel Support Costs	30,985	15,821	0	0	1,366,432	947,027	7,700	6,703	58,136	46,255	1,463,253	1,015,806
3.0 Operating Support Costs	28,389	7,360	0	0	18,889,246	9,237,721	44,562	24,215	3,404,828	2,207,133	22,367,025	11,476,429
4.0 Transportation Costs	1,057	0	0	0	3,162,609	2,098,209	1,518	962	250,567	166,783	3,415,751	2,265,954
7.0 Other Support Costs	0	0	0	0	2,556,795	2,040,777	0	0	552,723	326,525	3,109,518	2,367,302
1.2.1 Civilian Premium Pay	912	912	0	0	220,623	186,985	294	281	4,797	2,403	226,626	190,581
1.2.2 Civilian Temporary Hires	6,528	6,504	0	0	64,869	62,885	832	832	8,388	7,805	80,617	78,026
1.0 Personnel Sub-Total	7,440	7,416	0	0	285,492	249,870	1,126	1,113	13,185	10,208	307,243	268,607
2.1 Temporary Duty (TDY)/Additional Duty (TAD)	1,419	1,026	0	0	637,917	461,677	7,524	6,604	47,248	39,493	694,108	508,800
2.2 Clothing and Other Personnel Equipment & Supplies	0	0	0	0	184,554	78,235	0	0	2,023	1,709	186,577	79,944
2.2.1 Organizational Clothing	0	0	0	0	257	256	0	0	0	0	257	256
2.3 Medical Support/Health Services	438	436	0	0	347,375	286,370	176	99	7,363	4,248	355,352	291,153
2.4 Reserve Component Activation/Deactivation	0	0	0	0	13,727	10,844	0	0	251	251	13,978	11,095
2.5 Other Personnel Support	29,128	14,359	0	0	177,021	105,613	0	0	1,251	554	207,400	120,526
2.6 Rest & Recreation	0	0	0	0	5,581	4,032	0	0	0	0	5,581	4,032
2.0 Personnel Support Sub-Total	30,985	15,821	0	0	1,366,432	947,027	7,700	6,703	58,136	46,255	1,463,253	1,015,806
3.1 Training	0	0	0	0	234,212	98,552	3	0	5,182	3,132	239,397	101,684
3.2 Operations (OPTEMPO) (Fuel, Other POL, Parts)	641	362	0	0	2,510,677	2,105,197	12,972	12,385	1,585,491	1,533,543	4,109,781	3,651,487
3.2.1 MRAP Vehicles Operation	0	0	0	0	60,513	26,611	0	0	0	0	60,513	26,611
3.3 Other Supplies & Equipment	1,540	1,112	0	0	1,130,101	594,730	222	161	260,418	124,431	1,392,281	720,434
3.4 Facilities/Base Support	78	78	0	0	881,787	277,327	4,502	1,877	55,162	13,068	941,529	292,350
3.4.1 MRAP Vehicles Facilities and Base Support	0	0	0	0	-22,266	-22,262	0	0	0	0	-22,266	-22,262
3.5.1 Organization Level Maintenance	0	0	0	0	188,830	119,231	0	0	0	0	188,830	119,231
3.5.2 Intermediate Level Maintenance	0	0	0	0	303,996	187,793	0	0	90	62	304,086	187,855
3.5.3 Depot Level Maintenance	13,260	1,895	0	0	5,010,560	2,708,020	0	0	4,098	1,185	5,027,918	2,711,100
3.5.4 Contractor Logistics Support	32	0	0	0	1,128,045	438,617	14,210	3,014	161,692	33,588	1,303,979	475,219
3.5.6 MRAP Vehicles Equipment Maintenance	0	0	0	0	147,407	45,850	0	0	13,411	0	160,818	45,850
3.6 (C4I)	4,694	559	0	0	3,071,765	1,109,934	607	372	364,834	141,703	3,441,900	1,252,568
3.7 Other Services and Miscellaneous Contracts	8,144	3,354	0	0	4,240,962	1,548,121	12,046	6,406	954,450	356,421	5,215,602	1,914,302
3.9 Psychological Operations (Information Operations)	0	0	0	0	2,657	0	0	0	0	0	2,657	0
3.0 Operating Support Sub-Total	28,389	7,360	0	0	18,889,246	9,237,721	44,562	24,215	3,404,828	2,207,133	22,367,025	11,476,429

COST OF WAR
Operation and Maintenance (O&M) Summary Execution by Operation and Cost Breakdown Structure (CBS)
Beginning Fiscal Year - 2016
(Amounts in Thousands)
As of August 31, 2016

	Operation New Dawn (OND) / Post-OND Iraq Activities		Operation Enduring Freedom		Operation Freedom's Sentinel		Operation Noble Eagle		Operation Inherent Resolve		Summary	
	Obligations Year to Date	Disbursements Year to Date	Obligations Year to Date	Disbursements Year to Date	Obligations Year to Date	Disbursements Year to Date	Obligations Year to Date	Disbursements Year to Date	Obligations Year to Date	Disbursements Year to Date	Obligations Year to Date	Disbursements Year to Date
CBS Summary												
4.1 Airlift	1,050	0	0	0	1,642,691	1,134,800	0	0	242,357	162,337	1,886,098	1,297,137
4.2 Sealift	0	0	0	0	301,322	277,416	0	0	0	0	301,322	277,416
4.4 Port Handling/Inland Transportation	0	0	0	0	185,741	103,395	1,518	962	805	787	188,064	105,144
4.5 Other Transportation	7	0	0	0	242,362	145,505	0	0	6,719	3,654	249,088	149,159
4.6 Second Destination Transportation	0	0	0	0	787,123	434,363	0	0	1	1	787,124	434,364
4.8 Retrograde of Personnel and Equipment	0	0	0	0	3,370	2,730	0	0	685	4	4,055	2,734
4.0 Transportation Sub-Total	1,057	0	0	0	3,162,609	2,098,209	1,518	962	250,567	166,783	3,415,751	2,265,954
7.2.1 Transportation Support	0	0	0	0	24,000	24,000	0	0	0	0	24,000	24,000
7.2.2 Logistic Support	0	0	0	0	112,528	112,528	0	0	0	0	112,528	112,528
7.3.02 Defense Forces Sustainment	0	0	0	0	1,259,514	1,131,080	0	0	0	0	1,259,514	1,131,080
7.3.03 Defense Forces Infrastructure	0	0	0	0	60	0	0	0	0	0	60	0
7.3.04 Defense Forces Equipment and Transportation	0	0	0	0	255,970	176,160	0	0	0	0	255,970	176,160
7.3.05 Defense Forces Training and Operations	0	0	0	0	164,325	153,675	0	0	0	0	164,325	153,675
7.3.07 Interior Forces Sustainment	0	0	0	0	578,135	489,002	0	0	0	0	578,135	489,002
7.3.08 Interior Forces Infrastructure	0	0	0	0	517	0	0	0	0	0	517	0
7.3.09 Interior Forces Equipment	0	0	0	0	140,591	73,204	0	0	0	0	140,591	73,204
7.3.10 Interior Forces Training and Operations	0	0	0	0	19,587	19,540	0	0	0	0	19,587	19,540
7.3.20 Other	0	0	0	0	0	-139,597	0	0	0	0	0	-139,597
7.4.1 Afghanistan (CERP)	0	0	0	0	1,568	1,185	0	0	0	0	1,568	1,185
7.6.1 Trainee Equip/Support	0	0	0	0	0	0	0	0	203,952	13,764	203,952	13,764
7.6.2 U.S. Trainer/Enabler	0	0	0	0	0	0	0	0	31,813	24,139	31,813	24,139
7.7.1 Defense Forces	0	0	0	0	0	0	0	0	316,958	288,622	316,958	288,622
7.0 Other Support Sub-Total	0	0	0	0	2,556,795	2,040,777	0	0	552,723	326,525	3,109,518	2,367,302

COST OF WAR
Operation and Maintenance (O&M) Summary Execution by Operation, Component, and Cost Breakdown Structure (CBS)
Beginning Fiscal Year - 2016
(Amounts in Thousands)
As of August 31, 2016

Component	Operation New Dawn (OND) / Post-OND Iraq Activities		Operation Enduring Freedom		Operation Freedom's Sentinel		Operation Noble Eagle		Operation Inherent Resolve		Summary	
	Obligations Year To Date	Disbursements Year To Date	Obligations Year To Date	Disbursements Year To Date	Obligations Year To Date	Disbursements Year To Date	Obligations Year To Date	Disbursements Year To Date	Obligations Year To Date	Disbursements Year To Date	Obligations Year To Date	Disbursements Year To Date
Grand Total	67,871	30,597	0	0	26,260,574	14,573,604	54,906	32,993	4,279,439	2,756,904	30,662,790	17,394,098
Army Total	1,380	1,242	0	0	12,916,478	6,256,464	40,750	19,057	1,411,727	787,160	14,370,335	7,063,923
1.2.1 Civilian Premium Pay	912	912	0	0	82,580	74,273	294	281	3,658	1,421	87,444	76,887
1.2.2 Civilian Temporary Hires	49	49	0	0	893	893	0	0	9	9	951	951
1.0 Personnel Sub-Total	961	961	0	0	83,473	75,166	294	281	3,667	1,430	88,395	77,838
2.1 Temporary Duty (TDY)/Additional Duty (TAD)	271	175	0	0	157,362	93,553	6,535	5,758	2,895	2,321	167,063	101,807
2.2 Clothing and Other Personnel Equipment & Supplies	0	0	0	0	132,881	42,437	0	0	1,108	1,104	133,989	43,541
2.3 Medical Support/Health Services	0	0	0	0	29,754	25,298	0	0	4,605	3,270	34,359	28,568
2.4 Reserve Component Activation/Deactivation	0	0	0	0	6,346	4,616	0	0	0	0	6,346	4,616
2.5 Other Personnel Support	3	0	0	0	50,475	24,227	0	0	231	228	50,709	24,455
2.6 Rest & Recreation	0	0	0	0	5,581	4,032	0	0	0	0	5,581	4,032
2.0 Personnel Support Sub-Total	274	175	0	0	382,399	194,163	6,535	5,758	8,839	6,923	398,047	207,019
3.1 Training	0	0	0	0	96,058	29,121	3	0	94	9	96,155	29,130
3.2 Operations (OPTEMPO) (Fuel, Other POL, Parts)	0	0	0	0	895,837	726,168	818	231	80,019	42,890	976,674	769,289
3.2.1 MRAP Vehicles Operation	0	0	0	0	60,403	26,563	0	0	0	0	60,403	26,563
3.3 Other Supplies & Equipment	0	0	0	0	424,404	220,194	220	159	147,548	54,460	572,172	274,813
3.4 Facilities/Base Support	78	78	0	0	610,102	144,715	4,499	1,874	30,596	7,344	645,275	154,011
3.5.1 Organization Level Maintenance	0	0	0	0	107,695	59,981	0	0	0	0	107,695	59,981
3.5.2 Intermediate Level Maintenance	0	0	0	0	275,003	162,652	0	0	0	0	275,003	162,652
3.5.3 Depot Level Maintenance	0	0	0	0	1,095,626	321,981	0	0	2,598	1,185	1,098,224	323,166
3.5.4 Contractor Logistics Support	32	0	0	0	756,986	284,020	14,210	3,014	140,311	21,704	911,539	308,738
3.5.6 MRAP Vehicles Equipment Maintenance	0	0	0	0	97,273	13,712	0	0	0	0	97,273	13,712
3.6 (C4I)	0	0	0	0	2,063,511	671,029	607	372	275,042	117,131	2,339,160	788,532
3.7 Other Services and Miscellaneous Contracts	28	28	0	0	2,184,924	582,652	12,046	6,406	378,931	240,222	2,575,929	829,308
3.9 Psychological Operations (Information Operations)	0	0	0	0	2,657	0	0	0	0	0	2,657	0
3.0 Operating Support Sub-Total	138	106	0	0	8,670,479	3,242,788	32,403	12,056	1,055,139	484,945	9,758,159	3,739,895
4.1 Airlift	0	0	0	0	339,047	250,638	0	0	0	0	339,047	250,638
4.2 Sealift	0	0	0	0	63,317	61,004	0	0	0	0	63,317	61,004
4.4 Port Handling/Inland Transportation	0	0	0	0	179,133	99,896	1,518	962	805	787	181,456	101,645
4.5 Other Transportation	7	0	0	0	61	15	0	0	0	0	68	15
4.6 Second Destination Transportation	0	0	0	0	778,302	428,545	0	0	1	1	778,303	428,546
4.0 Transportation Sub-Total	7	0	0	0	1,359,860	840,098	1,518	962	806	788	1,362,191	841,848
7.3.02 Defense Forces Sustainment	0	0	0	0	1,259,514	1,131,080	0	0	0	0	1,259,514	1,131,080

COST OF WAR
Operation and Maintenance (O&M) Summary Execution by Operation, Component, and Cost Breakdown Structure (CBS)
Beginning Fiscal Year - 2016
(Amounts in Thousands)
As of August 31, 2016

Component	Operation New Dawn (OND) / Post-OND Iraq Activities		Operation Enduring Freedom		Operation Freedom's Sentinel		Operation Noble Eagle		Operation Inherent Resolve		Summary	
	Obligations Year To Date	Disbursements Year To Date	Obligations Year To Date	Disbursements Year To Date	Obligations Year To Date	Disbursements Year To Date	Obligations Year To Date	Disbursements Year To Date	Obligations Year To Date	Disbursements Year To Date	Obligations Year To Date	Disbursements Year To Date
7.3.03 Defense Forces Infrastructure	0	0	0	0	60	0	0	0	0	0	60	0
7.3.04 Defense Forces Equipment and Transportation	0	0	0	0	255,970	176,160	0	0	0	0	255,970	176,160
7.3.05 Defense Forces Training and Operations	0	0	0	0	164,325	153,675	0	0	0	0	164,325	153,675
7.3.07 Interior Forces Sustainment	0	0	0	0	578,135	489,002	0	0	0	0	578,135	489,002
7.3.08 Interior Forces Infrastructure	0	0	0	0	517	0	0	0	0	0	517	0
7.3.09 Interior Forces Equipment	0	0	0	0	140,591	73,204	0	0	0	0	140,591	73,204
7.3.10 Interior Forces Training and Operations	0	0	0	0	19,587	19,540	0	0	0	0	19,587	19,540
7.3.20 Other	0	0	0	0	0	-139,597	0	0	0	0	0	-139,597
7.4.1 Afghanistan (CERP)	0	0	0	0	1,568	1,185	0	0	0	0	1,568	1,185
7.6.1 Trainee Equip/Support	0	0	0	0	0	0	0	0	15,507	1,474	15,507	1,474
7.6.2 U.S. Trainer/Enabler	0	0	0	0	0	0	0	0	10,811	2,978	10,811	2,978
7.7.1 Defense Forces	0	0	0	0	0	0	0	0	316,958	288,622	316,958	288,622
7.0 Other Support Sub-Total	0	0	0	0	2,420,267	1,904,249	0	0	343,276	293,074	2,763,543	2,197,323
Navy/Marine Corps Total	13,450	2,082	0	0	5,014,767	3,578,893	0	0	442,329	253,235	5,470,546	3,834,210
Navy Total	0	0	0	0	4,166,760	2,880,807	0	0	431,909	247,379	4,598,669	3,128,186
1.2.1 Civilian Premium Pay	0	0	0	0	65,224	55,115	0	0	49	49	65,273	55,164
1.2.2 Civilian Temporary Hires	0	0	0	0	540	518	0	0	59	59	599	577
1.0 Personnel Sub-Total	0	0	0	0	65,764	55,633	0	0	108	108	65,872	55,741
2.1 Temporary Duty (TDY)/Additional Duty (TAD)	0	0	0	0	102,309	80,497	0	0	9,341	9,341	111,650	89,838
2.2 Clothing and Other Personnel Equipment & Supplies	0	0	0	0	6,984	2,312	0	0	0	0	6,984	2,312
2.3 Medical Support/Health Services	0	0	0	0	450	450	0	0	0	0	450	450
2.4 Reserve Component Activation/Deactivation	0	0	0	0	1,683	840	0	0	0	0	1,683	840
2.5 Other Personnel Support	0	0	0	0	7,720	3,478	0	0	0	0	7,720	3,478
2.0 Personnel Support Sub-Total	0	0	0	0	119,146	87,577	0	0	9,341	9,341	128,487	96,918
3.1 Training	0	0	0	0	56,585	32,444	0	0	49	6	56,634	32,450
3.2 Operations (OPTEMPO) (Fuel, Other POL, Parts)	0	0	0	0	965,985	811,890	0	0	211,302	211,302	1,177,287	1,023,192
3.3 Other Supplies & Equipment	0	0	0	0	177,344	123,950	0	0	10	0	177,354	123,950
3.4 Facilities/Base Support	0	0	0	0	56,579	22,245	0	0	0	0	56,579	22,245
3.5.1 Organization Level Maintenance	0	0	0	0	41,694	28,191	0	0	0	0	41,694	28,191
3.5.2 Intermediate Level Maintenance	0	0	0	0	26,163	23,330	0	0	0	0	26,163	23,330
3.5.3 Depot Level Maintenance	0	0	0	0	1,973,420	1,217,476	0	0	0	0	1,973,420	1,217,476
3.5.4 Contractor Logistics Support	0	0	0	0	15,636	8,272	0	0	0	0	15,636	8,272
3.6 (C4I)	0	0	0	0	57,144	38,232	0	0	0	0	57,144	38,232

COST OF WAR
Operation and Maintenance (O&M) Summary Execution by Operation, Component, and Cost Breakdown Structure (CBS)
Beginning Fiscal Year - 2016
(Amounts in Thousands)
As of August 31, 2016

Component	Operation New Dawn (OND) / Post-OND Iraq Activities		Operation Enduring Freedom		Operation Freedom's Sentinel		Operation Noble Eagle		Operation Inherent Resolve		Summary	
	Obligations Year To Date	Disbursements Year To Date	Obligations Year To Date	Disbursements Year To Date	Obligations Year To Date	Disbursements Year To Date	Obligations Year To Date	Disbursements Year To Date	Obligations Year To Date	Disbursements Year To Date	Obligations Year To Date	Disbursements Year To Date
3.7 Other Services and Miscellaneous Contracts	0	0	0	0	187,552	86,021	0	0	210,289	25,812	397,841	111,833
3.0 Operating Support Sub-Total	0	0	0	0	3,558,102	2,392,051	0	0	421,650	237,120	3,979,752	2,629,171
4.1 Airlift	0	0	0	0	174,548	129,727	0	0	810	810	175,358	130,537
4.2 Sealift	0	0	0	0	236,165	213,957	0	0	0	0	236,165	213,957
4.4 Port Handling/Inland Transportation	0	0	0	0	2,373	46	0	0	0	0	2,373	46
4.5 Other Transportation	0	0	0	0	9,046	589	0	0	0	0	9,046	589
4.6 Second Destination Transportation	0	0	0	0	1,616	1,227	0	0	0	0	1,616	1,227
4.0 Transportation Sub-Total	0	0	0	0	423,748	345,546	0	0	810	810	424,558	346,356
Marine Corps Total	13,450	2,082	0	0	848,007	698,086	0	0	10,420	5,856	871,877	706,024
1.2.1 Civilian Premium Pay	0	0	0	0	1,170	1,172	0	0	0	0	1,170	1,172
1.2.2 Civilian Temporary Hires	0	0	0	0	1,910	1,917	0	0	0	0	1,910	1,917
1.0 Personnel Sub-Total	0	0	0	0	3,080	3,089	0	0	0	0	3,080	3,089
2.1 Temporary Duty (TDY)/Additional Duty (TAD)	9	9	0	0	56,539	52,219	0	0	2,789	2,434	59,337	54,662
2.2 Clothing and Other Personnel Equipment & Supplies	0	0	0	0	39,301	31,124	0	0	68	68	39,369	31,192
2.2.1 Organizational Clothing	0	0	0	0	257	256	0	0	0	0	257	256
2.3 Medical Support/Health Services	0	0	0	0	3,286	2,973	0	0	0	0	3,286	2,973
2.4 Reserve Component Activation/Deactivation	0	0	0	0	5,698	5,388	0	0	251	251	5,949	5,639
2.5 Other Personnel Support	0	0	0	0	10,547	8,795	0	0	7	7	10,554	8,802
2.0 Personnel Support Sub-Total	9	9	0	0	115,628	100,755	0	0	3,115	2,760	118,752	103,524
3.1 Training	0	0	0	0	25,231	8,357	0	0	178	161	25,409	8,518
3.2 Operations (OPTEMPO) (Fuel, Other POL, Parts)	0	0	0	0	57,559	54,228	0	0	1,005	958	58,564	55,186
3.2.1 MRAP Vehicles Operation	0	0	0	0	110	48	0	0	0	0	110	48
3.3 Other Supplies & Equipment	0	0	0	0	50,752	33,143	0	0	728	673	51,480	33,816
3.4 Facilities/Base Support	0	0	0	0	44,438	37,922	0	0	0	0	44,438	37,922
3.4.1 MRAP Vehicles Facilities and Base Support	0	0	0	0	-22,266	-22,262	0	0	0	0	-22,266	-22,262
3.5.1 Organization Level Maintenance	0	0	0	0	39,332	30,951	0	0	0	0	39,332	30,951
3.5.2 Intermediate Level Maintenance	0	0	0	0	0	133	0	0	0	0	0	133
3.5.3 Depot Level Maintenance	13,260	1,895	0	0	330,822	264,581	0	0	0	0	344,082	266,476
3.5.4 Contractor Logistics Support	0	0	0	0	14,170	8,738	0	0	0	0	14,170	8,738
3.5.6 MRAP Vehicles Equipment Maintenance	0	0	0	0	10,408	4,399	0	0	0	0	10,408	4,399
3.6 (C4I)	0	0	0	0	18,413	18,068	0	0	23	9	18,436	18,077
3.7 Other Services and Miscellaneous Contracts	181	178	0	0	124,944	126,939	0	0	5,367	1,532	130,492	128,649
3.0 Operating Support Sub-Total	13,441	2,073	0	0	693,913	565,245	0	0	7,301	3,333	714,655	570,651

COST OF WAR
Operation and Maintenance (O&M) Summary Execution by Operation, Component, and Cost Breakdown Structure (CBS)
Beginning Fiscal Year - 2016
(Amounts in Thousands)
As of August 31, 2016

Component	Operation New Dawn (OND) / Post-OND Iraq Activities		Operation Enduring Freedom		Operation Freedom's Sentinel		Operation Noble Eagle		Operation Inherent Resolve		Summary	
	Obligations Year To Date	Disbursements Year To Date	Obligations Year To Date	Disbursements Year To Date	Obligations Year To Date	Disbursements Year To Date	Obligations Year To Date	Disbursements Year To Date	Obligations Year To Date	Disbursements Year To Date	Obligations Year To Date	Disbursements Year To Date
4.1 Airlift	0	0	0	0	849	849	0	0	0	0	849	849
4.2 Sealift	0	0	0	0	431	1,536	0	0	0	0	431	1,536
4.4 Port Handling/Inland Transportation	0	0	0	0	127	127	0	0	0	0	127	127
4.5 Other Transportation	0	0	0	0	26,910	21,939	0	0	4	-237	26,914	21,702
4.6 Second Destination Transportation	0	0	0	0	7,034	4,504	0	0	0	0	7,034	4,504
4.8 Retrograde of Personnel and Equipment	0	0	0	0	35	42	0	0	0	0	35	42
4.0 Transportation Sub-Total	0	0	0	0	35,386	28,997	0	0	4	-237	35,390	28,760
Air Force Total	48,919	23,213	0	0	5,441,072	3,174,835	14,156	13,936	1,715,432	1,463,495	7,219,579	4,675,479
1.2.2 Civilian Temporary Hires	2,506	2,503	0	0	46,864	46,010	832	832	131	130	50,333	49,475
1.0 Personnel Sub-Total	2,506	2,503	0	0	46,864	46,010	832	832	131	130	50,333	49,475
2.1 Temporary Duty (TDY)/Additional Duty (TAD)	1,078	774	0	0	194,417	136,217	989	846	12,239	10,082	208,723	147,919
2.2 Clothing and Other Personnel Equipment & Supplies	0	0	0	0	1,375	1,336	0	0	1	1	1,376	1,337
2.3 Medical Support/Health Services	438	436	0	0	34,307	18,858	176	99	2,647	919	37,568	20,312
2.5 Other Personnel Support	29,125	14,359	0	0	35,336	16,296	0	0	1,013	319	65,474	30,974
2.0 Personnel Support Sub-Total	30,641	15,569	0	0	265,435	172,707	1,165	945	15,900	11,321	313,141	200,542
3.1 Training	0	0	0	0	30,610	14,645	0	0	3,368	1,926	33,978	16,571
3.2 Operations (OPTEMPO) (Fuel, Other POL, Parts)	641	362	0	0	437,878	436,299	12,154	12,154	1,240,357	1,240,446	1,691,030	1,689,261
3.3 Other Supplies & Equipment	1,540	1,112	0	0	356,059	163,959	2	2	60,987	40,992	418,588	206,065
3.4 Facilities/Base Support	0	0	0	0	168,235	71,003	3	3	24,545	5,703	192,783	76,709
3.5.3 Depot Level Maintenance	0	0	0	0	1,592,942	902,612	0	0	0	0	1,592,942	902,612
3.5.4 Contractor Logistics Support	0	0	0	0	47,261	28,286	0	0	0	0	47,261	28,286
3.6 (C4I)	4,694	559	0	0	573,820	269,140	0	0	20,643	6,147	599,157	275,846
3.7 Other Services and Miscellaneous Contracts	7,847	3,108	0	0	824,527	334,462	0	0	164,158	24,130	996,532	361,700
3.0 Operating Support Sub-Total	14,722	5,141	0	0	4,031,332	2,220,406	12,159	12,159	1,514,058	1,319,344	5,572,271	3,557,050
4.1 Airlift	1,050	0	0	0	933,603	643,593	0	0	167,200	123,259	1,101,853	766,852
4.2 Sealift	0	0	0	0	209	91	0	0	0	0	209	91
4.5 Other Transportation	0	0	0	0	160,294	89,340	0	0	6,080	3,614	166,374	92,954
4.8 Retrograde of Personnel and Equipment	0	0	0	0	3,335	2,688	0	0	685	4	4,020	2,692
4.0 Transportation Sub-Total	1,050	0	0	0	1,097,441	735,712	0	0	173,965	126,877	1,272,456	862,589
7.6.1 Trainee Equip/Support	0	0	0	0	0	0	0	0	3,277	2,785	3,277	2,785
7.6.2 U.S. Trainer/Enabler	0	0	0	0	0	0	0	0	8,101	3,038	8,101	3,038
7.0 Other Support Sub-Total	0	0	0	0	0	0	0	0	11,378	5,823	11,378	5,823
Defense Health Program Total	0	0	0	0	275,114	235,871	0	0	0	0	275,114	235,871

COST OF WAR
Operation and Maintenance (O&M) Summary Execution by Operation, Component, and Cost Breakdown Structure (CBS)
Beginning Fiscal Year - 2016
(Amounts in Thousands)
As of August 31, 2016

Component	Operation New Dawn (OND) / Post-OND Iraq Activities		Operation Enduring Freedom		Operation Freedom's Sentinel		Operation Noble Eagle		Operation Inherent Resolve		Summary	
	Obligations Year To Date	Disbursements Year To Date	Obligations Year To Date	Disbursements Year To Date	Obligations Year To Date	Disbursements Year To Date	Obligations Year To Date	Disbursements Year To Date	Obligations Year To Date	Disbursements Year To Date	Obligations Year To Date	Disbursements Year To Date
2.3 Medical Support/Health Services	0	0	0	0	275,114	235,871	0	0	0	0	275,114	235,871
2.0 Personnel Support Sub-Total	0	0	0	0	275,114	235,871	0	0	0	0	275,114	235,871
DODIG Total	0	0	0	0	1,365	1,336	0	0	10,440	9,267	11,805	10,603
1.2.1 Civilian Premium Pay	0	0	0	0	1,845	1,822	0	0	1,090	933	2,935	2,755
1.2.2 Civilian Temporary Hires	0	0	0	0	123	119	0	0	8,189	7,607	8,312	7,726
1.0 Personnel Sub-Total	0	0	0	0	1,968	1,941	0	0	9,279	8,540	11,247	10,481
2.1 Temporary Duty (TDY)/Additional Duty (TAD)	0	0	0	0	-737	-565	0	0	718	588	-19	23
2.2 Clothing and Other Personnel Equipment & Supplies	0	0	0	0	-109	-44	0	0	28	14	-81	-30
2.0 Personnel Support Sub-Total	0	0	0	0	-846	-609	0	0	746	602	-100	-7
3.1 Training	0	0	0	0	-7	0	0	0	10	7	3	7
3.3 Other Supplies & Equipment	0	0	0	0	-1	0	0	0	2	1	1	1
3.6 (C4I)	0	0	0	0	14	4	0	0	64	4	78	8
3.7 Other Services and Miscellaneous Contracts	0	0	0	0	237	0	0	0	317	100	554	100
3.0 Operating Support Sub-Total	0	0	0	0	243	4	0	0	393	112	636	116
4.5 Other Transportation	0	0	0	0	0	0	0	0	22	13	22	13
4.0 Transportation Sub-Total	0	0	0	0	0	0	0	0	22	13	22	13
Defense Agency Total	4,122	4,060	0	0	2,611,778	1,326,205	0	0	699,511	243,747	3,315,411	1,574,012
1.2.1 Civilian Premium Pay	0	0	0	0	69,804	54,603	0	0	0	0	69,804	54,603
1.2.2 Civilian Temporary Hires	3,973	3,952	0	0	14,539	13,428	0	0	0	0	18,512	17,380
1.0 Personnel Sub-Total	3,973	3,952	0	0	84,343	68,031	0	0	0	0	88,316	71,983
2.1 Temporary Duty (TDY)/Additional Duty (TAD)	61	68	0	0	128,027	99,756	0	0	19,266	14,727	147,354	114,551
2.2 Clothing and Other Personnel Equipment & Supplies	0	0	0	0	4,122	1,070	0	0	818	522	4,940	1,592
2.3 Medical Support/Health Services	0	0	0	0	4,464	2,920	0	0	111	59	4,575	2,979
2.5 Other Personnel Support	0	0	0	0	72,943	52,817	0	0	0	0	72,943	52,817
2.0 Personnel Support Sub-Total	61	68	0	0	209,556	156,563	0	0	20,195	15,308	229,812	171,939
3.1 Training	0	0	0	0	25,735	13,985	0	0	1,483	1,023	27,218	15,008
3.2 Operations (OPTEMPO) (Fuel, Other POL, Parts)	0	0	0	0	153,418	76,612	0	0	52,808	37,947	206,226	114,559
3.3 Other Supplies & Equipment	0	0	0	0	121,543	53,484	0	0	51,143	28,305	172,686	81,789
3.4 Facilities/Base Support	0	0	0	0	2,433	1,442	0	0	21	21	2,454	1,463
3.5.1 Organization Level Maintenance	0	0	0	0	109	108	0	0	0	0	109	108
3.5.2 Intermediate Level Maintenance	0	0	0	0	2,830	1,678	0	0	90	62	2,920	1,740
3.5.3 Depot Level Maintenance	0	0	0	0	17,750	1,370	0	0	1,500	0	19,250	1,370
3.5.4 Contractor Logistics Support	0	0	0	0	293,992	109,301	0	0	21,381	11,884	315,373	121,185

COST OF WAR
Operation and Maintenance (O&M) Summary Execution by Operation, Component, and Cost Breakdown Structure (CBS)
Beginning Fiscal Year - 2016
(Amounts in Thousands)
As of August 31, 2016

Component	Operation New Dawn (OND) / Post-OND Iraq Activities		Operation Enduring Freedom		Operation Freedom's Sentinel		Operation Noble Eagle		Operation Inherent Resolve		Summary	
	Obligations Year To Date	Disbursements Year To Date	Obligations Year To Date	Disbursements Year To Date	Obligations Year To Date	Disbursements Year To Date	Obligations Year To Date	Disbursements Year To Date	Obligations Year To Date	Disbursements Year To Date	Obligations Year To Date	Disbursements Year To Date
3.5.6 MRAP Vehicles Equipment Maintenance	0	0	0	0	39,726	27,739	0	0	13,411	0	53,137	27,739
3.6 (C4)	0	0	0	0	358,863	113,461	0	0	69,062	18,412	427,925	131,873
3.7 Other Services and Miscellaneous Contracts	88	40	0	0	918,778	418,047	0	0	195,388	64,625	1,114,254	482,712
3.0 Operating Support Sub-Total	88	40	0	0	1,935,177	817,227	0	0	406,287	162,279	2,341,552	979,546
4.1 Airlift	0	0	0	0	194,644	109,993	0	0	74,347	38,268	268,991	148,261
4.2 Sealift	0	0	0	0	1,200	828	0	0	0	0	1,200	828
4.4 Port Handling/Inland Transportation	0	0	0	0	4,108	3,326	0	0	0	0	4,108	3,326
4.5 Other Transportation	0	0	0	0	46,051	33,622	0	0	613	264	46,664	33,886
4.6 Second Destination Transportation	0	0	0	0	171	87	0	0	0	0	171	87
4.0 Transportation Sub-Total	0	0	0	0	246,174	147,856	0	0	74,960	38,532	321,134	186,388
7.2.1 Transportation Support	0	0	0	0	24,000	24,000	0	0	0	0	24,000	24,000
7.2.2 Logistic Support	0	0	0	0	112,528	112,528	0	0	0	0	112,528	112,528
7.6.1 Trainee Equip/Support	0	0	0	0	0	0	0	0	185,168	9,505	185,168	9,505
7.6.2 U.S. Trainer/Enabler	0	0	0	0	0	0	0	0	12,901	18,123	12,901	18,123
7.0 Other Support Sub-Total	0	0	0	0	136,528	136,528	0	0	198,069	27,628	334,597	164,156

COST OF WAR
Operation and Maintenance (O&M) Summary Execution by Operation, Component, Appropriation and Cost Breakdown Structure (CBS)
Beginning Fiscal Year - 2016
(Amounts in Thousands)
As of August 31, 2016

Component and Appropriation	Operation New Dawn (OND) / Post-OND Iraq Activities		Operation Enduring Freedom		Operation Freedom's Sentinel		Operation Noble Eagle		Operation Inherent Resolve		Summary	
	Obligations Year to Date	Disbursements Year to Date	Obligations Year to Date	Disbursements Year to Date	Obligations Year to Date	Disbursements Year to Date	Obligations Year to Date	Disbursements Year to Date	Obligations Year to Date	Disbursements Year to Date	Obligations Year to Date	Disbursements Year to Date
Grand Total	67,871	30,597	0	0	26,260,574	14,573,604	54,906	32,993	4,279,439	2,756,904	30,662,790	17,394,098
Army Total	1,380	1,242	0	0	12,916,478	6,256,464	40,750	19,057	1,411,727	787,160	14,370,335	7,063,923
Army Active Total	1,380	1,242	0	0	12,852,127	6,217,100	40,750	19,057	1,411,630	787,076	14,305,887	7,024,475
Operation and Maintenance, Army												
1.2.1 Civilian Premium Pay	912	912	0	0	82,215	73,916	294	281	3,658	1,421	87,079	76,530
1.2.2 Civilian Temporary Hires	49	49	0	0	893	893	0	0	9	9	951	951
1.0 Personnel Sub-Total	961	961	0	0	83,108	74,809	294	281	3,667	1,430	88,030	77,481
2.1 Temporary Duty (TDY)/Additional Duty (TAD)	271	175	0	0	149,371	87,028	6,535	5,758	2,799	2,237	158,976	95,198
2.2 Clothing and Other Personnel Equipment & Supplies	0	0	0	0	132,823	42,408	0	0	1,108	1,104	133,931	43,512
2.3 Medical Support/Health Services	0	0	0	0	29,364	25,174	0	0	4,605	3,270	33,969	28,444
2.5 Other Personnel Support	3	0	0	0	43,412	18,972	0	0	230	228	43,645	19,200
2.6 Rest & Recreation	0	0	0	0	5,581	4,032	0	0	0	0	5,581	4,032
2.0 Personnel Support Sub-Total	274	175	0	0	360,551	177,614	6,535	5,758	8,742	6,839	376,102	190,386
3.1 Training	0	0	0	0	96,048	29,117	3	0	94	9	96,145	29,126
3.2 Operations (OPTEMPO) (Fuel, Other POL, Parts)	0	0	0	0	883,802	717,670	818	231	80,019	42,890	964,639	760,791
3.2.1 MRAP Vehicles Operation	0	0	0	0	60,403	26,563	0	0	0	0	60,403	26,563
3.3 Other Supplies & Equipment	0	0	0	0	419,740	218,081	220	159	147,548	54,460	567,508	272,700
3.4 Facilities/Base Support	78	78	0	0	606,130	143,740	4,499	1,874	30,596	7,344	641,303	153,036
3.5.1 Organization Level Maintenance	0	0	0	0	107,695	59,981	0	0	0	0	107,695	59,981
3.5.2 Intermediate Level Maintenance	0	0	0	0	275,003	162,652	0	0	0	0	275,003	162,652
3.5.3 Depot Level Maintenance	0	0	0	0	1,095,621	321,981	0	0	2,598	1,185	1,098,219	323,166
3.5.4 Contractor Logistics Support	32	0	0	0	756,986	284,020	14,210	3,014	140,311	21,704	911,539	308,738
3.5.6 MRAP Vehicles Equipment Maintenance	0	0	0	0	97,273	13,712	0	0	0	0	97,273	13,712
3.6 (C4)	0	0	0	0	2,055,583	666,650	607	372	275,042	117,131	2,331,232	784,153
3.7 Other Services and Miscellaneous Contracts	28	28	0	0	2,172,077	576,678	12,046	6,406	378,931	240,222	2,563,082	823,334
3.9 Psychological Operations (Information Operations)	0	0	0	0	2,657	0	0	0	0	0	2,657	0
3.0 Operating Support Sub-Total	138	106	0	0	8,629,018	3,220,845	32,403	12,056	1,055,139	484,945	9,716,698	3,717,952
4.1 Airlift	0	0	0	0	339,047	250,638	0	0	0	0	339,047	250,638
4.2 Sealift	0	0	0	0	63,317	61,004	0	0	0	0	63,317	61,004
4.4 Port Handling/Inland Transportation	0	0	0	0	178,480	99,381	1,518	962	805	787	180,803	101,130
4.5 Other Transportation	7	0	0	0	37	15	0	0	0	0	44	15
4.6 Second Destination Transportation	0	0	0	0	778,302	428,545	0	0	1	1	778,303	428,546
4.0 Transportation Sub-Total	7	0	0	0	1,359,183	839,583	1,518	962	806	788	1,361,514	841,333

COST OF WAR
Operation and Maintenance (O&M) Summary Execution by Operation, Component, Appropriation and Cost Breakdown Structure (CBS)
Beginning Fiscal Year - 2016
(Amounts in Thousands)
As of August 31, 2016

Component and Appropriation	Operation New Dawn (OND) / Post-OND Iraq Activities		Operation Enduring Freedom		Operation Freedom's Sentinel		Operation Noble Eagle		Operation Inherent Resolve		Summary	
	Obligations Year to Date	Disbursements Year to Date	Obligations Year to Date	Disbursements Year to Date	Obligations Year to Date	Disbursements Year to Date	Obligations Year to Date	Disbursements Year to Date	Obligations Year to Date	Disbursements Year to Date	Obligations Year to Date	Disbursements Year to Date
7.4.1 Afghanistan (CERP)	0	0	0	0	1,568	1,185	0	0	0	0	1,568	1,185
7.6.1 Trainee Equip/Support	0	0	0	0	0	0	0	0	15,507	1,474	15,507	1,474
7.6.2 U.S. Trainer/Enabler	0	0	0	0	0	0	0	0	10,811	2,978	10,811	2,978
7.0 Other Support Sub-Total	0	0	0	0	1,568	1,185	0	0	26,318	4,452	27,886	5,637
Afghanistan Security Forces Fund, Army												
7.3.02 Defense Forces Sustainment	0	0	0	0	1,259,514	1,131,080	0	0	0	0	1,259,514	1,131,080
7.3.03 Defense Forces Infrastructure	0	0	0	0	60	0	0	0	0	0	60	0
7.3.04 Defense Forces Equipment and Transportation	0	0	0	0	255,970	176,160	0	0	0	0	255,970	176,160
7.3.05 Defense Forces Training and Operations	0	0	0	0	164,325	153,675	0	0	0	0	164,325	153,675
7.3.07 Interior Forces Sustainment	0	0	0	0	578,135	489,002	0	0	0	0	578,135	489,002
7.3.08 Interior Forces Infrastructure	0	0	0	0	517	0	0	0	0	0	517	0
7.3.09 Interior Forces Equipment	0	0	0	0	140,591	73,204	0	0	0	0	140,591	73,204
7.3.10 Interior Forces Training and Operations	0	0	0	0	19,587	19,540	0	0	0	0	19,587	19,540
7.3.20 Other	0	0	0	0	0	-139,597	0	0	0	0	0	-139,597
7.0 Other Support Sub-Total	0	0	0	0	2,418,699	1,903,064	0	0	0	0	2,418,699	1,903,064
Iraq Train and Equip Fund												
7.7.1 Defense Forces	0	0	0	0	0	0	0	0	316,958	288,622	316,958	288,622
7.0 Other Support Sub-Total	0	0	0	0	0	0	0	0	316,958	288,622	316,958	288,622
Army Reserve Total	0	0	0	0	24,302	16,075	0	0	97	84	24,399	16,159
Operation and Maintenance, Army Reserve												
2.1 Temporary Duty (TDY)/Additional Duty (TAD)	0	0	0	0	7,895	6,455	0	0	96	84	7,991	6,539
2.5 Other Personnel Support	0	0	0	0	6,753	5,199	0	0	1	0	6,754	5,199
2.0 Personnel Support Sub-Total	0	0	0	0	14,648	11,654	0	0	97	84	14,745	11,738
3.3 Other Supplies & Equipment	0	0	0	0	693	632	0	0	0	0	693	632
3.4 Facilities/Base Support	0	0	0	0	2,529	291	0	0	0	0	2,529	291
3.6 (C4I)	0	0	0	0	88	51	0	0	0	0	88	51
3.7 Other Services and Miscellaneous Contracts	0	0	0	0	5,953	3,138	0	0	0	0	5,953	3,138
3.0 Operating Support Sub-Total	0	0	0	0	9,263	4,112	0	0	0	0	9,263	4,112
4.4 Port Handling/Inland Transportation	0	0	0	0	391	309	0	0	0	0	391	309
4.0 Transportation Sub-Total	0	0	0	0	391	309	0	0	0	0	391	309
Army National Guard Total	0	0	0	0	40,049	23,289	0	0	0	0	40,049	23,289
Operation and Maintenance, Army Natl Guard												
1.2.1 Civilian Premium Pay	0	0	0	0	365	357	0	0	0	0	365	357

COST OF WAR
Operation and Maintenance (O&M) Summary Execution by Operation, Component, Appropriation and Cost Breakdown Structure (CBS)
Beginning Fiscal Year - 2016
(Amounts in Thousands)
As of August 31, 2016

Component and Appropriation	Operation New Dawn (OND) / Post-OND Iraq Activities		Operation Enduring Freedom		Operation Freedom's Sentinel		Operation Noble Eagle		Operation Inherent Resolve		Summary	
	Obligations Year to Date	Disbursements Year to Date	Obligations Year to Date	Disbursements Year to Date	Obligations Year to Date	Disbursements Year to Date	Obligations Year to Date	Disbursements Year to Date	Obligations Year to Date	Disbursements Year to Date	Obligations Year to Date	Disbursements Year to Date
1.0 Personnel Sub-Total	0	0	0	0	365	357	0	0	0	0	365	357
2.1 Temporary Duty (TDY)/Additional Duty (TAD)	0	0	0	0	96	70	0	0	0	0	96	70
2.2 Clothing and Other Personnel Equipment & Supplies	0	0	0	0	58	29	0	0	0	0	58	29
2.3 Medical Support/Health Services	0	0	0	0	390	124	0	0	0	0	390	124
2.4 Reserve Component Activation/Deactivation	0	0	0	0	6,346	4,616	0	0	0	0	6,346	4,616
2.5 Other Personnel Support	0	0	0	0	310	56	0	0	0	0	310	56
2.0 Personnel Support Sub-Total	0	0	0	0	7,200	4,895	0	0	0	0	7,200	4,895
3.1 Training	0	0	0	0	10	4	0	0	0	0	10	4
3.2 Operations (OPTEMPO) (Fuel, Other POL, Parts)	0	0	0	0	12,035	8,498	0	0	0	0	12,035	8,498
3.3 Other Supplies & Equipment	0	0	0	0	3,971	1,481	0	0	0	0	3,971	1,481
3.4 Facilities/Base Support	0	0	0	0	1,443	684	0	0	0	0	1,443	684
3.5.3 Depot Level Maintenance	0	0	0	0	5	0	0	0	0	0	5	0
3.6 (C4I)	0	0	0	0	7,840	4,328	0	0	0	0	7,840	4,328
3.7 Other Services and Miscellaneous Contracts	0	0	0	0	6,894	2,836	0	0	0	0	6,894	2,836
3.0 Operating Support Sub-Total	0	0	0	0	32,198	17,831	0	0	0	0	32,198	17,831
4.4 Port Handling/Inland Transportation	0	0	0	0	262	206	0	0	0	0	262	206
4.5 Other Transportation	0	0	0	0	24	0	0	0	0	0	24	0
4.0 Transportation Sub-Total	0	0	0	0	286	206	0	0	0	0	286	206
Navy/Marine Corps Total	13,450	2,082	0	0	5,014,767	3,578,893	0	0	442,329	253,235	5,470,546	3,834,210
Navy Total	0	0	0	0	4,166,760	2,880,807	0	0	431,909	247,379	4,598,669	3,128,186
Navy Active Total	0	0	0	0	4,135,877	2,859,155	0	0	431,909	247,379	4,567,786	3,106,534
Operation and Maintenance, Navy												
1.2.1 Civilian Premium Pay	0	0	0	0	65,224	55,115	0	0	49	49	65,273	55,164
1.2.2 Civilian Temporary Hires	0	0	0	0	540	518	0	0	59	59	599	577
1.0 Personnel Sub-Total	0	0	0	0	65,764	55,633	0	0	108	108	65,872	55,741
2.1 Temporary Duty (TDY)/Additional Duty (TAD)	0	0	0	0	102,309	80,497	0	0	9,341	9,341	111,650	89,838
2.2 Clothing and Other Personnel Equipment & Supplies	0	0	0	0	6,580	2,191	0	0	0	0	6,580	2,191
2.3 Medical Support/Health Services	0	0	0	0	36	36	0	0	0	0	36	36
2.5 Other Personnel Support	0	0	0	0	7,720	3,478	0	0	0	0	7,720	3,478
2.0 Personnel Support Sub-Total	0	0	0	0	116,645	86,202	0	0	9,341	9,341	125,986	95,543
3.1 Training	0	0	0	0	56,585	32,444	0	0	49	6	56,634	32,450
3.2 Operations (OPTEMPO) (Fuel, Other POL, Parts)	0	0	0	0	962,227	808,132	0	0	211,302	211,302	1,173,529	1,019,434
3.3 Other Supplies & Equipment	0	0	0	0	177,344	123,950	0	0	10	0	177,354	123,950

COST OF WAR
Operation and Maintenance (O&M) Summary Execution by Operation, Component, Appropriation and Cost Breakdown Structure (CBS)
Beginning Fiscal Year - 2016
(Amounts in Thousands)
As of August 31, 2016

Component and Appropriation	Operation New Dawn (OND) / Post-OND Iraq Activities		Operation Enduring Freedom		Operation Freedom's Sentinel		Operation Noble Eagle		Operation Inherent Resolve		Summary	
	Obligations Year to Date	Disbursements Year to Date	Obligations Year to Date	Disbursements Year to Date	Obligations Year to Date	Disbursements Year to Date	Obligations Year to Date	Disbursements Year to Date	Obligations Year to Date	Disbursements Year to Date	Obligations Year to Date	Disbursements Year to Date
3.4 Facilities/Base Support	0	0	0	0	56,579	22,245	0	0	0	0	56,579	22,245
3.5.1 Organization Level Maintenance	0	0	0	0	41,694	28,191	0	0	0	0	41,694	28,191
3.5.2 Intermediate Level Maintenance	0	0	0	0	26,151	23,324	0	0	0	0	26,151	23,324
3.5.3 Depot Level Maintenance	0	0	0	0	1,953,120	1,201,162	0	0	0	0	1,953,120	1,201,162
3.5.4 Contractor Logistics Support	0	0	0	0	12,040	8,272	0	0	0	0	12,040	8,272
3.6 (C4I)	0	0	0	0	57,144	38,232	0	0	0	0	57,144	38,232
3.7 Other Services and Miscellaneous Contracts	0	0	0	0	186,836	85,822	0	0	210,289	25,812	397,125	111,634
3.0 Operating Support Sub-Total	0	0	0	0	3,529,720	2,371,774	0	0	421,650	237,120	3,951,370	2,608,894
4.1 Airlift	0	0	0	0	174,548	129,727	0	0	810	810	175,358	130,537
4.2 Sealift	0	0	0	0	236,165	213,957	0	0	0	0	236,165	213,957
4.4 Port Handling/Inland Transportation	0	0	0	0	2,373	46	0	0	0	0	2,373	46
4.5 Other Transportation	0	0	0	0	9,046	589	0	0	0	0	9,046	589
4.6 Second Destination Transportation	0	0	0	0	1,616	1,227	0	0	0	0	1,616	1,227
4.0 Transportation Sub-Total	0	0	0	0	423,748	345,546	0	0	810	810	424,558	346,356
Navy Reserve Total	0	0	0	0	30,883	21,652	0	0	0	0	30,883	21,652
Operation and Maintenance, Navy Reserve												
2.2 Clothing and Other Personnel Equipment & Supplies	0	0	0	0	404	121	0	0	0	0	404	121
2.3 Medical Support/Health Services	0	0	0	0	414	414	0	0	0	0	414	414
2.4 Reserve Component Activation/Deactivation	0	0	0	0	1,683	840	0	0	0	0	1,683	840
2.0 Personnel Support Sub-Total	0	0	0	0	2,501	1,375	0	0	0	0	2,501	1,375
3.2 Operations (OPTEMPO) (Fuel, Other POL, Parts)	0	0	0	0	3,758	3,758	0	0	0	0	3,758	3,758
3.5.2 Intermediate Level Maintenance	0	0	0	0	12	6	0	0	0	0	12	6
3.5.3 Depot Level Maintenance	0	0	0	0	20,300	16,314	0	0	0	0	20,300	16,314
3.5.4 Contractor Logistics Support	0	0	0	0	3,596	0	0	0	0	0	3,596	0
3.7 Other Services and Miscellaneous Contracts	0	0	0	0	716	199	0	0	0	0	716	199
3.0 Operating Support Sub-Total	0	0	0	0	28,382	20,277	0	0	0	0	28,382	20,277
Marine Corps Total	13,450	2,082	0	0	848,007	698,086	0	0	10,420	5,856	871,877	706,024
Marine Corps Active Total	13,450	2,082	0	0	845,673	695,856	0	0	10,420	5,856	869,543	703,794
Operation and Maintenance, Marine Corps												
1.2.1 Civilian Premium Pay	0	0	0	0	1,170	1,172	0	0	0	0	1,170	1,172
1.2.2 Civilian Temporary Hires	0	0	0	0	1,910	1,917	0	0	0	0	1,910	1,917
1.0 Personnel Sub-Total	0	0	0	0	3,080	3,089	0	0	0	0	3,080	3,089
2.1 Temporary Duty (TDY)/Additional Duty (TAD)	9	9	0	0	56,576	52,254	0	0	2,789	2,434	59,374	54,697

COST OF WAR
Operation and Maintenance (O&M) Summary Execution by Operation, Component, Appropriation and Cost Breakdown Structure (CBS)
Beginning Fiscal Year - 2016
(Amounts in Thousands)
As of August 31, 2016

Component and Appropriation	Operation New Dawn (OND) / Post-OND Iraq Activities		Operation Enduring Freedom		Operation Freedom's Sentinel		Operation Noble Eagle		Operation Inherent Resolve		Summary	
	Obligations Year to Date	Disbursements Year to Date	Obligations Year to Date	Disbursements Year to Date	Obligations Year to Date	Disbursements Year to Date	Obligations Year to Date	Disbursements Year to Date	Obligations Year to Date	Disbursements Year to Date	Obligations Year to Date	Disbursements Year to Date
2.2 Clothing and Other Personnel Equipment & Supplies	0	0	0	0	39,289	31,111	0	0	68	68	39,357	31,179
2.2.1 Organizational Clothing	0	0	0	0	257	256	0	0	0	0	257	256
2.3 Medical Support/Health Services	0	0	0	0	3,286	2,973	0	0	0	0	3,286	2,973
2.4 Reserve Component Activation/Deactivation	0	0	0	0	5,421	5,130	0	0	251	251	5,672	5,381
2.5 Other Personnel Support	0	0	0	0	10,547	8,795	0	0	7	7	10,554	8,802
2.0 Personnel Support Sub-Total	9	9	0	0	115,376	100,519	0	0	3,115	2,760	118,500	103,288
3.1 Training	0	0	0	0	25,231	8,357	0	0	178	161	25,409	8,518
3.2 Operations (OPTEMPO) (Fuel, Other POL, Parts)	0	0	0	0	55,922	52,591	0	0	1,005	958	56,927	53,549
3.2.1 MRAP Vehicles Operation	0	0	0	0	110	48	0	0	0	0	110	48
3.3 Other Supplies & Equipment	0	0	0	0	50,752	33,143	0	0	728	673	51,480	33,816
3.4 Facilities/Base Support	0	0	0	0	44,438	37,922	0	0	0	0	44,438	37,922
3.4.1 MRAP Vehicles Facilities and Base Support	0	0	0	0	-22,266	-22,262	0	0	0	0	-22,266	-22,262
3.5.1 Organization Level Maintenance	0	0	0	0	39,332	30,951	0	0	0	0	39,332	30,951
3.5.2 Intermediate Level Maintenance	0	0	0	0	0	133	0	0	0	0	0	133
3.5.3 Depot Level Maintenance	13,260	1,895	0	0	330,822	264,581	0	0	0	0	344,082	266,476
3.5.4 Contractor Logistics Support	0	0	0	0	14,170	8,738	0	0	0	0	14,170	8,738
3.5.6 MRAP Vehicles Equipment Maintenance	0	0	0	0	10,408	4,399	0	0	0	0	10,408	4,399
3.6 (C4I)	0	0	0	0	18,218	17,924	0	0	23	9	18,241	17,933
3.7 Other Services and Miscellaneous Contracts	181	178	0	0	124,694	126,726	0	0	5,367	1,532	130,242	128,436
3.0 Operating Support Sub-Total	13,441	2,073	0	0	691,831	563,251	0	0	7,301	3,333	712,573	568,657
4.1 Airlift	0	0	0	0	849	849	0	0	0	0	849	849
4.2 Sealift	0	0	0	0	431	1,536	0	0	0	0	431	1,536
4.4 Port Handling/Inland Transportation	0	0	0	0	127	127	0	0	0	0	127	127
4.5 Other Transportation	0	0	0	0	26,910	21,939	0	0	4	-237	26,914	21,702
4.6 Second Destination Transportation	0	0	0	0	7,034	4,504	0	0	0	0	7,034	4,504
4.8 Retrograde of Personnel and Equipment	0	0	0	0	35	42	0	0	0	0	35	42
4.0 Transportation Sub-Total	0	0	0	0	35,386	28,997	0	0	4	-237	35,390	28,760
Marine Corps Reserve Total	0	0	0	0	2,334	2,230	0	0	0	0	2,334	2,230
Operation and Maintenance, USMC Reserve												
2.1 Temporary Duty (TDY)/Additional Duty (TAD)	0	0	0	0	-37	-35	0	0	0	0	-37	-35
2.2 Clothing and Other Personnel Equipment & Supplies	0	0	0	0	12	13	0	0	0	0	12	13
2.4 Reserve Component Activation/Deactivation	0	0	0	0	277	258	0	0	0	0	277	258
2.0 Personnel Support Sub-Total	0	0	0	0	252	236	0	0	0	0	252	236

COST OF WAR
Operation and Maintenance (O&M) Summary Execution by Operation, Component, Appropriation and Cost Breakdown Structure (CBS)
Beginning Fiscal Year - 2016
(Amounts in Thousands)
As of August 31, 2016

Component and Appropriation	Operation New Dawn (OND) / Post-OND Iraq Activities		Operation Enduring Freedom		Operation Freedom's Sentinel		Operation Noble Eagle		Operation Inherent Resolve		Summary	
	Obligations Year to Date	Disbursements Year to Date	Obligations Year to Date	Disbursements Year to Date	Obligations Year to Date	Disbursements Year to Date	Obligations Year to Date	Disbursements Year to Date	Obligations Year to Date	Disbursements Year to Date	Obligations Year to Date	Disbursements Year to Date
3.2 Operations (OPTEMPO) (Fuel, Other POL, Parts)	0	0	0	0	1,637	1,637	0	0	0	0	1,637	1,637
3.6 (C4I)	0	0	0	0	195	144	0	0	0	0	195	144
3.7 Other Services and Miscellaneous Contracts	0	0	0	0	250	213	0	0	0	0	250	213
3.0 Operating Support Sub-Total	0	0	0	0	2,082	1,994	0	0	0	0	2,082	1,994
Air Force Total	48,919	23,213	0	0	5,441,072	3,174,835	14,156	13,936	1,715,432	1,463,495	7,219,579	4,675,479
Air Force Active Total	48,919	23,213	0	0	5,385,170	3,141,213	14,156	13,936	1,715,432	1,463,495	7,163,677	4,641,857
Operation and Maintenance, Air Force												
1.2.2 Civilian Temporary Hires	2,506	2,503	0	0	46,864	46,010	832	832	131	130	50,333	49,475
1.0 Personnel Sub-Total	2,506	2,503	0	0	46,864	46,010	832	832	131	130	50,333	49,475
2.1 Temporary Duty (TDY)/Additional Duty (TAD)	1,078	774	0	0	190,864	133,751	989	846	12,239	10,082	205,170	145,453
2.2 Clothing and Other Personnel Equipment & Supplies	0	0	0	0	1,375	1,336	0	0	1	1	1,376	1,337
2.3 Medical Support/Health Services	438	436	0	0	34,307	18,858	176	99	2,647	919	37,568	20,312
2.5 Other Personnel Support	29,125	14,359	0	0	35,336	16,296	0	0	1,013	319	65,474	30,974
2.0 Personnel Support Sub-Total	30,641	15,569	0	0	261,882	170,241	1,165	945	15,900	11,321	309,588	198,076
3.1 Training	0	0	0	0	30,610	14,645	0	0	3,368	1,926	33,978	16,571
3.2 Operations (OPTEMPO) (Fuel, Other POL, Parts)	641	362	0	0	437,878	436,299	12,154	12,154	1,240,357	1,240,446	1,691,030	1,689,261
3.3 Other Supplies & Equipment	1,540	1,112	0	0	354,616	163,123	2	2	60,987	40,992	417,145	205,229
3.4 Facilities/Base Support	0	0	0	0	166,858	70,228	3	3	24,545	5,703	191,406	75,934
3.5.3 Depot Level Maintenance	0	0	0	0	1,592,942	902,612	0	0	0	0	1,592,942	902,612
3.6 (C4I)	4,694	559	0	0	573,815	269,138	0	0	20,643	6,147	599,152	275,844
3.7 Other Services and Miscellaneous Contracts	7,847	3,108	0	0	822,264	333,205	0	0	164,158	24,130	994,269	360,443
3.0 Operating Support Sub-Total	14,722	5,141	0	0	3,978,983	2,189,250	12,159	12,159	1,514,058	1,319,344	5,519,922	3,525,894
4.1 Airlift	1,050	0	0	0	933,603	643,593	0	0	167,200	123,259	1,101,853	766,852
4.2 Sealift	0	0	0	0	209	91	0	0	0	0	209	91
4.5 Other Transportation	0	0	0	0	160,294	89,340	0	0	6,080	3,614	166,374	92,954
4.8 Retrograde of Personnel and Equipment	0	0	0	0	3,335	2,688	0	0	685	4	4,020	2,692
4.0 Transportation Sub-Total	1,050	0	0	0	1,097,441	735,712	0	0	173,965	126,877	1,272,456	862,589
7.6.1 Trainee Equip/Support	0	0	0	0	0	0	0	0	3,277	2,785	3,277	2,785
7.6.2 U.S. Trainer/Enabler	0	0	0	0	0	0	0	0	8,101	3,038	8,101	3,038
7.0 Other Support Sub-Total	0	0	0	0	0	0	0	0	11,378	5,823	11,378	5,823
Air Force Reserve Total	0	0	0	0	51,133	30,684	0	0	0	0	51,133	30,684
Operation and Maintenance, Air Force Reserve												
2.1 Temporary Duty (TDY)/Additional Duty (TAD)	0	0	0	0	2,837	1,825	0	0	0	0	2,837	1,825

COST OF WAR
Operation and Maintenance (O&M) Summary Execution by Operation, Component, Appropriation and Cost Breakdown Structure (CBS)
Beginning Fiscal Year - 2016
(Amounts in Thousands)
As of August 31, 2016

Component and Appropriation	Operation New Dawn (OND) / Post-OND Iraq Activities		Operation Enduring Freedom		Operation Freedom's Sentinel		Operation Noble Eagle		Operation Inherent Resolve		Summary	
	Obligations Year to Date	Disbursements Year to Date	Obligations Year to Date	Disbursements Year to Date	Obligations Year to Date	Disbursements Year to Date	Obligations Year to Date	Disbursements Year to Date	Obligations Year to Date	Disbursements Year to Date	Obligations Year to Date	Disbursements Year to Date
2.0 Personnel Support Sub-Total	0	0	0	0	2,837	1,825	0	0	0	0	2,837	1,825
3.3 Other Supplies & Equipment	0	0	0	0	127	105	0	0	0	0	127	105
3.4 Facilities/Base Support	0	0	0	0	908	468	0	0	0	0	908	468
3.5.4 Contractor Logistics Support	0	0	0	0	47,261	28,286	0	0	0	0	47,261	28,286
3.0 Operating Support Sub-Total	0	0	0	0	48,296	28,859	0	0	0	0	48,296	28,859
Air Force National Guard Total	0	0	0	0	4,769	2,938	0	0	0	0	4,769	2,938
Operation and Maintenance, Air Natl Guard												
2.1 Temporary Duty (TDY)/Additional Duty (TAD)	0	0	0	0	716	641	0	0	0	0	716	641
2.0 Personnel Support Sub-Total	0	0	0	0	716	641	0	0	0	0	716	641
3.3 Other Supplies & Equipment	0	0	0	0	1,316	731	0	0	0	0	1,316	731
3.4 Facilities/Base Support	0	0	0	0	469	307	0	0	0	0	469	307
3.6 (C4I)	0	0	0	0	5	2	0	0	0	0	5	2
3.7 Other Services and Miscellaneous Contracts	0	0	0	0	2,263	1,257	0	0	0	0	2,263	1,257
3.0 Operating Support Sub-Total	0	0	0	0	4,053	2,297	0	0	0	0	4,053	2,297
Defense Health Program Total	0	0	0	0	275,114	235,871	0	0	0	0	275,114	235,871
Defense Health Program, Defense												
2.3 Medical Support/Health Services	0	0	0	0	275,114	235,871	0	0	0	0	275,114	235,871
2.0 Personnel Support Sub-Total	0	0	0	0	275,114	235,871	0	0	0	0	275,114	235,871
DODIG Total	0	0	0	0	1,365	1,336	0	0	10,440	9,267	11,805	10,603
Office of the Inspector General, Defense												
1.2.1 Civilian Premium Pay	0	0	0	0	1,845	1,822	0	0	1,090	933	2,935	2,755
1.2.2 Civilian Temporary Hires	0	0	0	0	123	119	0	0	8,189	7,607	8,312	7,726
1.0 Personnel Sub-Total	0	0	0	0	1,968	1,941	0	0	9,279	8,540	11,247	10,481
2.1 Temporary Duty (TDY)/Additional Duty (TAD)	0	0	0	0	-737	-565	0	0	718	588	-19	23
2.2 Clothing and Other Personnel Equipment & Supplies	0	0	0	0	-109	-44	0	0	28	14	-81	-30
2.0 Personnel Support Sub-Total	0	0	0	0	-846	-609	0	0	746	602	-100	-7
3.1 Training	0	0	0	0	-7	0	0	0	10	7	3	7
3.3 Other Supplies & Equipment	0	0	0	0	-1	0	0	0	2	1	1	1
3.6 (C4I)	0	0	0	0	14	4	0	0	64	4	78	8
3.7 Other Services and Miscellaneous Contracts	0	0	0	0	237	0	0	0	317	100	554	100
3.0 Operating Support Sub-Total	0	0	0	0	243	4	0	0	393	112	636	116
4.5 Other Transportation	0	0	0	0	0	0	0	0	22	13	22	13
4.0 Transportation Sub-Total	0	0	0	0	0	0	0	0	22	13	22	13

COST OF WAR
Operation and Maintenance (O&M) Summary Execution by Operation, Component, Appropriation and Cost Breakdown Structure (CBS)
Beginning Fiscal Year - 2016
(Amounts in Thousands)
As of August 31, 2016

Component and Appropriation	Operation New Dawn (OND) / Post-OND Iraq Activities		Operation Enduring Freedom		Operation Freedom's Sentinel		Operation Noble Eagle		Operation Inherent Resolve		Summary	
	Obligations Year to Date	Disbursements Year to Date	Obligations Year to Date	Disbursements Year to Date	Obligations Year to Date	Disbursements Year to Date	Obligations Year to Date	Disbursements Year to Date	Obligations Year to Date	Disbursements Year to Date	Obligations Year to Date	Disbursements Year to Date
Defense Agency Total	4,122	4,060	0	0	2,611,778	1,326,205	0	0	699,511	243,747	3,315,411	1,574,012
Operation and Maintenance, Defense-Wide												
1.2.1 Civilian Premium Pay	0	0	0	0	69,804	54,603	0	0	0	0	69,804	54,603
1.2.2 Civilian Temporary Hires	3,973	3,952	0	0	14,539	13,428	0	0	0	0	18,512	17,380
1.0 Personnel Sub-Total	3,973	3,952	0	0	84,343	68,031	0	0	0	0	88,316	71,983
2.1 Temporary Duty (TDY)/Additional Duty (TAD)	61	68	0	0	128,027	99,756	0	0	19,266	14,727	147,354	114,551
2.2 Clothing and Other Personnel Equipment & Supplies	0	0	0	0	4,122	1,070	0	0	818	522	4,940	1,592
2.3 Medical Support/Health Services	0	0	0	0	4,464	2,920	0	0	111	59	4,575	2,979
2.5 Other Personnel Support	0	0	0	0	72,943	52,817	0	0	0	0	72,943	52,817
2.0 Personnel Support Sub-Total	61	68	0	0	209,556	156,563	0	0	20,195	15,308	229,812	171,939
3.1 Training	0	0	0	0	25,735	13,985	0	0	1,483	1,023	27,218	15,008
3.2 Operations (OPTEMPO) (Fuel, Other POL, Parts)	0	0	0	0	153,418	76,612	0	0	52,808	37,947	206,226	114,559
3.3 Other Supplies & Equipment	0	0	0	0	121,543	53,484	0	0	51,143	28,305	172,686	81,789
3.4 Facilities/Base Support	0	0	0	0	2,433	1,442	0	0	21	21	2,454	1,463
3.5.1 Organization Level Maintenance	0	0	0	0	109	108	0	0	0	0	109	108
3.5.2 Intermediate Level Maintenance	0	0	0	0	2,830	1,678	0	0	90	62	2,920	1,740
3.5.3 Depot Level Maintenance	0	0	0	0	17,750	1,370	0	0	1,500	0	19,250	1,370
3.5.4 Contractor Logistics Support	0	0	0	0	293,992	109,301	0	0	21,381	11,884	315,373	121,185
3.5.6 MRAP Vehicles Equipment Maintenance	0	0	0	0	39,726	27,739	0	0	13,411	0	53,137	27,739
3.6 (C4I)	0	0	0	0	358,863	113,461	0	0	69,062	18,412	427,925	131,873
3.7 Other Services and Miscellaneous Contracts	88	40	0	0	918,778	418,047	0	0	195,388	64,625	1,114,254	482,712
3.0 Operating Support Sub-Total	88	40	0	0	1,935,177	817,227	0	0	406,287	162,279	2,341,552	979,546
4.1 Airlift	0	0	0	0	194,644	109,993	0	0	74,347	38,268	268,991	148,261
4.2 Sealift	0	0	0	0	1,200	828	0	0	0	0	1,200	828
4.4 Port Handling/Inland Transportation	0	0	0	0	4,108	3,326	0	0	0	0	4,108	3,326
4.5 Other Transportation	0	0	0	0	46,051	33,622	0	0	613	264	46,664	33,886
4.6 Second Destination Transportation	0	0	0	0	171	87	0	0	0	0	171	87
4.0 Transportation Sub-Total	0	0	0	0	246,174	147,856	0	0	74,960	38,532	321,134	186,388
7.2.1 Transportation Support	0	0	0	0	24,000	24,000	0	0	0	0	24,000	24,000
7.2.2 Logistic Support	0	0	0	0	112,528	112,528	0	0	0	0	112,528	112,528
7.6.1 Trainee Equip/Support	0	0	0	0	0	0	0	0	185,168	9,505	185,168	9,505
7.6.2 U.S. Trainer/Enabler	0	0	0	0	0	0	0	0	12,901	18,123	12,901	18,123
7.0 Other Support Sub-Total	0	0	0	0	136,528	136,528	0	0	198,069	27,628	334,597	164,156

FY 2016 Cost of War for FY 2016 Appropriations

**FY 2016 Estimate of Cost of War for FY 2016 Appropriations
(Amounts in Thousands)
As of August 31, 2016**

APPROPRIATION Fiscal Year 2016 Accounts	Notes	Funds Appropriated 1/ 6/	Funds Transferred 4/	Funds Available	Obligations August 2016	Obligations CFI 2/	Disbursements CFI 3/	Unpaid Obligations	Unobligated Balance	Percent Obligated
21 2016/2016 2010 Military Personnel, Army		1,846,356	-54,347	1,792,009	144,267	1,729,102	1,729,102	0	62,907	96%
21 2016/2016 2070 Reserve Personnel, Army		17,162	0	17,162	1,204	15,802	14,704	1,098	1,360	92%
21 2016/2016 2060 National Guard Personnel, Army		149,015	-18,399	130,616	21,695	117,635	99,467	18,168	12,981	90%
21 2016/2016 2020 Operation and Maintenance, Army	6/	11,668,548	1,623,677	13,292,225	698,969	11,570,230	4,832,789	6,737,441	1,721,995	87%
21 2016/2016 2080 Operation and Maintenance, Army Reserve	6/	24,554	0	24,554	3,452	24,399	16,159	8,240	155	99%
21 2016/2016 2065 Operation and Maintenance, Army Natl Guard		60,845	0	60,845	4,085	40,049	23,289	16,760	20,796	66%
21 2016/2018 2031 Aircraft Procurement, Army		161,987	84,000	245,987	58,182	125,159	17,795	107,364	120,828	51%
21 2016/2018 2032 Missile Procurement, Army		37,260	0	37,260	300	3,064	476	2,588	34,196	8%
21 2016/2018 2033 Procurement of Weapons & Tracked Vehicles, Army		486,630	0	486,630	9,654	139,768	5,137	134,631	346,862	29%
21 2016/2018 2034 Procurement of Ammunition, Army		222,040	0	222,040	3,384	147,876	7,074	140,802	74,164	0%
21 2016/2018 2035 Other Procurement, Army		1,175,596	-24,471	1,151,125	23,051	544,131	52,923	491,208	606,994	47%
21 2016/2017 2040 Research, Development, Test, and Eval, Army		1,500	0	1,500	80	1,406	933	473	94	94%
17 2016/2016 1453 Military Personnel, Navy		251,011	86,041	337,052	29,297	310,048	307,989	2,059	27,004	92%
17 2016/2016 1405 Reserve Personnel, Navy		12,693	0	12,693	170	12,513	12,183	330	180	99%
17 2016/2016 1804 Operation and Maintenance, Navy	6/	4,789,789	219,669	5,009,458	446,608	4,567,786	3,106,534	1,461,252	441,672	91%
17 2016/2016 1806 Operation and Maintenance, Navy Reserve	6/	31,462	0	31,462	903	30,883	21,652	9,231	579	98%
17 2016/2018 1506 Aircraft Procurement, Navy		210,990	0	210,990	1,417	101,588	5,693	95,895	109,402	48%
17 2016/2018 1508 Procurement of Ammunition, Navy and USMC		117,966	0	117,966	0	108,215	447	107,768	9,751	92%
17 2016/2018 1810 Other Procurement, Navy		186	0	186	0	86	0	86	100	46%
17 2016/2016 1105 Military Personnel, Marine Corps		171,079	315	171,394	22,172	168,097	65,548	102,549	3,297	98%
17 2016/2016 1108 Reserve Personnel, Marine Corps	7/	3,393	0	3,393	2,605	4,095	2,937	1,158	-702	121%
17 2016/2016 1106 Operation and Maintenance, Marine Corps	6/	914,186	23,000	937,186	414,158	869,543	703,794	165,749	67,643	93%
17 2016/2016 1107 Operation and Maintenance, USMC Reserve		3,455	0	3,455	-48	2,334	2,230	104	1,121	68%
17 2016/2018 1109 Procurement, Marine Corps		56,934	6,800	63,734	10,371	52,110	15,537	36,573	11,624	82%
57 2016/2016 3500 Military Personnel, Air Force	7/	726,126	29,938	756,064	75,990	764,972	764,972	0	-8,908	101%
57 2016/2016 3700 Reserve Personnel, Air Force		18,710	0	18,710	1,045	17,326	4,052	13,274	1,384	93%
57 2016/2016 3850 National Guard Personnel, Air Force	7/	2,828	0	2,828	108	4,895	4,471	424	-2,067	173%
57 2016/2016 3400 Operation and Maintenance, Air Force	6/	8,290,224	154,440	8,444,664	320,875	7,163,677	4,641,857	2,521,820	1,280,987	85%
57 2016/2016 3740 Operation and Maintenance, Air Force Reserve		58,106	0	58,106	0	51,133	30,684	20,449	6,973	88%
57 2016/2016 3840 Operation and Maintenance, Air Natl Guard		19,900	0	19,900	0	4,769	2,938	1,831	15,131	24%
57 2016/2018 3010 Aircraft Procurement, Air Force		128,900	108,200	237,100	0	24,752	0	24,752	212,348	10%
57 2016/2018 3020 Missile Procurement, Air Force		289,142	0	289,142	0	52	52	0	289,090	0%
57 2016/2018 3011 Procurement of Ammunition, Air Force		228,874	0	228,874	0	200,623	0	200,623	28,251	88%
57 2016/2018 3080 Other Procurement, Air Force		127,465	14,917	142,382	0	33,270	11,837	21,433	109,112	23%
57 2016/2017 3600 Research, Development, Test and Eval, Air Force		300	0	300	0	0	0	0	300	0%
97 2016/2016 0100 Operation and Maintenance, Defense-Wide	6/	3,363,389	586,184	3,949,573	280,941	3,315,411	1,574,012	1,741,399	634,162	84%
97 2016/2017 0100 Operation and Maintenance, Defense-Wide		1,160,000	0	1,160,000	0	0	0	0	1,160,000	0%
97 2016/2016 0107 Office of the Inspector General, Defense	7/	10,262	0	10,262	1,293	11,805	10,603	1,202	-1,543	115%
97 2016/2016 0130 Defense Health Program, Defense	7/	272,704	0	272,704	21,989	275,114	235,871	39,243	-2,410	101%
97 2016/2018 0300 Procurement, Defense-Wide		140,436	69,349	209,785	57,722	180,970	17,370	163,600	28,815	86%
97 2016/2017 0400 Research, Development, Test and Eval, Defense		8,000	60,900	68,900	0	0	0	0	68,900	0%
97 2016/XXXX 4930 Defense Working Capital Funds, Defense		88,850	0	88,850	0	0	0	0	88,850	0%

**FY 2016 Estimate of Cost of War for FY 2016 Appropriations
(Amounts in Thousands)
As of August 31, 2016**

APPROPRIATION Fiscal Year 2016 Accounts	Notes	Funds Appropriated 1/ 6/	Funds Transferred 4/	Funds Available	Obligations August 2016	Obligations CFI 2/	Disbursements CFI 3/	Unpaid Obligations	Unobligated Balance	Percent Obligated
21 2016/2017 2091 Afghanistan Security Forces Fund, Army		3,652,257	0	3,652,257	300,609	2,418,699	1,903,064	515,635	1,233,558	66%
21 2016/2018 2093 Joint Improvised Explosive Device Defeat Fund		349,464	0	349,464	15,208	254,674	59,694	194,980	94,790	73%
21 2016/2017 2097 Iraq Train and Equip Fund		715,000	0	715,000	61,396	316,958	288,622	28,336	398,042	44%
97 2016/2016 0105 Drug Interdiction & Cntr Drug Activities		186,000	-186,000	0	0	0	0	0	0	0%
Sub-Total		42,251,574	2,784,213	45,035,787	3,033,152	35,725,019	20,594,491	15,130,528	9,310,768	79%
Non-War Funds	5/	15,352,907	0	15,352,907	0	0	0	0	15,352,907	0%
Operation Noble Eagle - Baseline Funds	2/	0	0	90,622	0	0	0	0	90,622	0%
Grand Total		57,604,481	2,784,213	60,479,316	3,033,152	35,725,019	20,594,491	15,130,528	24,754,297	20%

**FY 2016 Estimate of Cost of War for FY 2016 Appropriations
(Amounts in Thousands)
As of August 31, 2016**

FY 2016 Status of Funds Footnotes:

1/ Reflects funding provided in Public Law 114-53, the Continuing Resolutions Act, 2016.

2/ Obligations include **\$90,622** for Operation Noble Eagle (ONE) as a cost of war.

3/ CFI is Cumulative From Inception.

4/ Table 1 reflects funds transferred into/out of FY 2016 war funds. The appropriation transfer column totals may also include the results of internal reprogrammings within the cost of war funds.

5/ Table 2 reflects Non-War funds whose execution is not included in the DoD Cost of War Report.

6/ Table 3 reflects OCO funding that was reduced by **\$893,519** due to a congressional mark that was applied to the Department of Defense Appropriations Act, 2016.

7/ Obligations that exceed funds available reflect cash flowing from baseline operations

**FY 2016 Estimate of Cost of War for FY 2016 Appropriations
(Amounts in Thousands)
As of August 31, 2016**

Table 1 -- Reprogramming Actions into/out of Cost of War Funds

Reprogramming Action:	1	2	3	4	5	6	7	8
APPROPRIATION								
2016/2016 Military Personnel, Army								-54,347
2016/2016 National Guard Personnel, Army		672				199		-19,270
2016/2016 Operation and Maintenance, Army		26,629	4,500		6,625	135,153	1,367,435	83,335
2016/2016 Aircraft Procurement, Army					84,000			
2016/2018 Other Procurement, Army								-24,471
2016/2016 Military Personnel, Navy							86,041	
2016/2016 Operation and Maintenance, Navy		396	68,503	11,700	47,600	1,606		89,864
21 2016/2018 2032 Missile Procurement, Army		215				78		
2016/2016 Military Personnel, Marine Corps								22
2016/2016 Operation and Maintenance, Marine Corps							23,000	
2016/2018 Procurement, Marine Corps								6,800
2016/2016 Military Personnel, Air Force					10,000			19,938
2016/2016 Operation and Maintenance, Air Force		11,223	4,500	88,100	8,820	49,988		-8,191
2016/2018 Aircraft Procurement, Air Force				108,200				
2016/2018 Other Procurement, Air Force						2,435		12,482
2016/2016 Operation and Maintenance, Defense-Wide	14,319	1,188	107,453	13,800	46,450	387,348	35,000	-19,374
2016/2018 Procurement, Defense-Wide				36,000	23,400			9,949
2016/2017 Research, Development, Test and Eval, Defense						12,000	48,900	
2016/2016 Drug Interdiction & Cntr Drug Activities		-40,323				-145,677		
Reprogramming Total	14,319	0	184,956	257,800	226,895	443,130	1,560,376	96,737
Cumulative Reprogramming Total	14,319	14,319	199,275	457,075	683,970	1,127,100	2,687,476	2,784,213

1. Base to OCO, DCMA Base-to-OCO, dated Dec 1, 2015
2. FY16-02 IR, Drug Interdiction and Counter-Drug Activities, dated November 13, 2015
3. FY16-02 PA, Counterterrorism Partnerships Fund for Syria Train & Equip, dated November 2, 2015 and Base to OCO, Restore Fuel Savings, dated February 1, 2016
4. FY16-10 IR, Intelligence, Surveillance and Reconnaissance Request, dated April 21, 2016
5. FY16-13 IR, Intelligence, Surveillance and Reconnaissance (ISR)-Part 2, dated May 31, 2016
6. FY 16-13 IR, Intelligence, Surveillance and Reconnaissance (ISR)-Part 2; FY 16-11 PA, Counterterrorism Partnerships Fund Transfer for Syria Train and Equip, dated June 30, 2016
7. FY16-13 PA, Operation Freedom Sentinel and Other Priorities, dated June 23, 2016
8. FY 16-15 IR Classified Programs & Drug Interdiction and Counter-Drug Activities, Defense
 - FY 16-18 PA Intelligence Surveillance and Reconnaissance (ISR) Request - MIP
 - FY 16-19 PA April 2016 Prior Approval
 - FY 16-20 IR Classified Programs
 - FY 16-21 PA May 2016 Prior Approval
 - FY 16-22 PA Omnibus 2016 Request
 - FY 16-25 IR Drug Interdiction and Counter-Drug Activities, Defense

Table 2 -- Non-War Programs or Programs Whose Execution Is Not Included in the DoD Cost of War Report

Non-War/Not Reported on the DoD Cost of War Report	Fund Item Description	Military Personnel	Operation & Maintenance	Procurement	Total
21 2016/2016 2020 Operation and Maintenance, Army	Congressional transfer from Title II to Title IX		2,200,000		2,200,000
17 2016/2016 1804 Operation and Maintenance, Navy	Congressional transfer from Title II to Title IX		2,200,000	-	2,200,000
17 2016/2016 1106 Operation and Maintenance, Marine Corps	Congressional transfer from Title II to Title IX		420,000		420,000
57 2016/2016 3400 Operation and Maintenance, Air Force	Congressional transfer from Title II to Title IX		2,200,000		2,200,000
Operation and Maintenance, Subtotal			7,020,000	-	7,020,000
97 2016/2018 0350 National Guard and Reserve Equipment, Defense	Baseline Programs funded by Congress in OCO			1,000,000	1,000,000
21 2016/2016 2020 Operation and Maintenance, Army	Restore Readiness		336,583		336,583
21 2016/2016 2065 Operation and Maintenance, Army Nat'l Guard	Restore Readiness		75,000		75,000
21 2016/2016 2080 Operation and Maintenance, Army Reserve	Restore Readiness		75,000		75,000
European Reassurance Initiative			789,300		789,300
Counterterrorism Partnerships Fund			1,100,000		1,100,000
Ukraine Security Initiative			250,000		250,000
Classified Programs					4,707,024
Non-War Programs Totals			9,645,883	1,000,000	15,352,907

**FY 2016 Estimate of Cost of War for FY 2016 Appropriations
(Amounts in Thousands)
As of August 31, 2016**

Table 3 -- Section 8128 Fuel Saving applied to Overseas Contingency Operations			
Non-War/Not Reported on the DoD Cost of War Report	Fund Item Description	Operation & Maintenance	Total
21 2016/2016 2020 Operation and Maintenance, Army	Fuel Reduction	271,349	271,349
21 2016/2016 2080 Operation and Maintenance, Army Reserve	Fuel Reduction	5	5
17 2016/2016 1804 Operation and Maintenance, Navy	Fuel Reduction	164,202	164,202
17 2016/2016 1806 Operation and Maintenance, Navy Reserve	Fuel Reduction	181	181
17 2016/2016 1106 Operation and Maintenance, Marine Corps	Fuel Reduction	11,478	11,478
57 2016/2016 3400 Operation and Maintenance, Air Force	Fuel Reduction	431,226	431,226
97 2016/2016 0100 Operation and Maintenance, USSOCOM	Fuel Reduction	15,078	15,078
Operation and Maintenance, Total		893,519	893,519

FY 2016 Cost of War for FY 2015 Appropriations

**FY 2016 Estimate of Cost of War for FY 2015 Appropriations
(Amounts in Thousands)
As of August 31, 2016**

APPROPRIATION Fiscal Year 2015 Accounts	Notes	Funds Appropriated 1/	Funds Transferred 4/	Funds Available	Obligations August 2016	Obligations CFI 2/ 3/	Disbursements CFI 3/	Unpaid Obligations	Unobligated Balance	Percent Obligated
21 2015/2015 2010 Military Personnel, Army		3,258,470	-210,000	3,048,470	0	2,972,442	2,972,442	0	76,028	98%
21 2015/2015 2070 Reserve Personnel, Army		24,990	0	24,990	0	22,450	21,190	1,260	2,540	90%
21 2015/2015 2060 National Guard Personnel, Army		174,778	288	175,066	0	158,970	144,912	14,058	16,096	91%
21 2015/2015 2020 Operation and Maintenance, Army		16,817,765	-249,005	16,568,760	58	16,485,765	7,360,428	9,125,337	82,995	99%
21 2015/2016 2020 Operation and Maintenance, Army		250,000	0	250,000	0	245,060	114,056	131,004	4,940	98%
21 2015/2015 2080 Operation and Maintenance, Army Reserve		41,532	0	41,532	0	33,718	19,645	14,073	7,814	81%
21 2015/2015 2065 Operation and Maintenance, Army National Guard		76,461	0	76,461	0	71,157	41,830	29,327	5,304	93%
21 2015/2017 2031 Aircraft Procurement, Army		196,200	391,511	587,711	8,745	493,862	62,662	431,200	93,849	84%
21 2015/2017 2032 Missile Procurement, Army		32,136	10,465	42,601	156	24,505	6,133	18,372	18,096	58%
21 2015/2017 2033 Procurement of Weapons & Tracked Vehicles		5,000	0	5,000	0	5,000	5	4,995	0	100%
21 2015/2017 2034 Procurement of Ammunition, Army		140,905	0	140,905	2	128,154	12,939	115,215	12,751	91%
21 2015/2017 2035 Other Procurement, Army		773,583	101,584	875,167	16,631	762,759	499,162	263,597	112,408	87%
21 2015/2016 2040 Research, Development, Test, and Evaluation, Army		2,000	33,603	35,603	-234	32,617	12,134	20,483	2,986	92%
17 2015/2015 1453 Military Personnel, Navy	7/	332,166	0	332,166	0	351,063	345,084	5,979	-18,897	106%
17 2015/2015 1405 Reserve Personnel, Navy		13,953	0	13,953	0	13,616	13,324	292	337	98%
17 2015/2015 1804 Operation and Maintenance, Navy	7/	5,380,169	511,948	5,892,117	0	5,899,340	4,080,929	1,818,411	-7,223	100%
17 2015/2015 1806 Operation and Maintenance, Navy Reserve		45,876	0	45,876	0	45,856	35,796	10,060	20	100%
17 2015/2017 1506 Aircraft Procurement, Navy		243,359	0	243,359	106	145,650	81,324	64,326	97,709	60%
17 2015/2017 1507 Weapons Procurement, Navy		66,785	0	66,785	294	7,369	2,949	4,420	59,416	11%
17 2015/2017 1508 Procurement of Ammunition, Navy and Marine Corps		154,519	0	154,519	-55	144,504	40,236	104,268	10,015	94%
17 2015/2017 1810 Other Procurement, Navy		121,310	0	121,310	0	59,026	4,315	54,711	62,284	49%
17 2015/2016 1319 Research, Development, Test, and Evaluation, Navy		940	1,200	2,140	50	2,111	1,723	388	29	99%
17 2015/2015 1105 Military Personnel, Marine Corps		403,311	-51,584	351,727	0	305,911	305,911	0	45,816	87%
17 2015/2015 1108 Reserve Personnel, Marine Corps		5,069	0	5,069	0	3,756	3,756	0	1,313	74%
17 2015/2015 1106 Operation and Maintenance, Marine Corps		1,485,904	-57,478	1,428,426	-626	1,025,765	828,079	197,686	402,661	72%
17 2015/2015 1107 Operation and Maintenance, Marine Corps Reserve		10,540	0	10,540	0	10,483	9,970	513	57	99%
17 2015/2017 1109 Procurement, Marine Corps		65,589	0	65,589	1,335	58,173	21,403	36,770	7,416	89%
57 2015/2015 3500 Military Personnel, Air Force		728,334	4,094	732,428	0	719,024	719,024	0	13,404	98%
57 2015/2015 3700 Reserve Personnel, Air Force	7/	19,175	580	19,755	0	19,759	13,554	6,205	-4	100%
57 2015/2015 3850 National Guard Personnel, Air Force	7/	4,894	0	4,894	0	5,454	5,040	414	-560	111%
57 2015/2015 3400 Operation and Maintenance, Air Force		9,034,449	165,452	9,199,901	-2,470	9,064,550	8,502,787	561,763	135,351	99%
57 2015/2015 3740 Operation and Maintenance, Air Force Reserve	7/	77,794	0	77,794	1	147,338	120,413	26,925	-69,544	189%
57 2015/2015 3840 Operation and Maintenance, Air National Guard	7/	20,300	0	20,300	0	35,960	10,315	25,645	-15,660	177%
57 2015/2017 3010 Aircraft Procurement, Air Force		481,019	-87,000	394,019	0	155,460	24,676	130,784	238,559	39%
57 2015/2017 3020 Missile Procurement, Air Force		136,189	245,169	381,358	0	267,481	111,836	155,645	113,877	70%
57 2015/2017 3011 Procurement of Ammunition, Air Force		219,785	89,829	309,614	0	209,247	21,712	187,535	100,367	68%
57 2015/2017 3080 Other Procurement, Air Force		286,838	-56,465	230,373	0	127,411	28,728	98,683	102,962	55%
57 2015/2016 3600 Research, Development, Test and Eval, Air Force		0	650	650	0	0	0	0	650	0%
97 2015/2015 0100 Operation and Maintenance, Defense-Wide		3,691,007	325,992	4,016,999	-670	3,804,428	2,708,040	1,096,388	212,571	95%
97 2015/2016 0100 Operation and Maintenance, Defense-Wide	8/	1,260,000	-412,600	847,400	256	713,545	714,196	-651	133,855	84%
97 2015/2015 0107 Office of the Inspector General, Defense	7/	10,623	0	10,623	0	12,696	11,324	1,372	-2,073	120%
97 2015/2015 0130 Defense Health Program, Defense	7/	300,531	0	300,531	-218	340,495	328,383	12,112	-39,964	113%
97 2015/2017 0300 Procurement, Defense-Wide		190,857	52,235	243,092	9,548	171,478	106,264	65,214	71,614	71%
97 2015/2016 0400 Research, Development, Test and Eval, Defense		11,200	24,000	35,200	0	11,200	10,156	1,044	24,000	32%
97 2015/XXXX 4930 Defense Working Capital Funds, Defense		91,350	0	91,350	0	3,259	750	2,509	88,091	4%
21 2015/2016 2091 Afghanistan Security Forces Fund, Army		4,109,333	-170,000	3,939,333	33,503	3,480,854	3,077,942	402,912	458,479	88%

**FY 2016 Estimate of Cost of War for FY 2015 Appropriations
(Amounts in Thousands)
As of August 31, 2016**

APPROPRIATION Fiscal Year 2015 Accounts	Notes	Funds Appropriated 1/	Funds Transferred 4/	Funds Available	Obligations August 2016	Obligations CFI 2/ 3/	Disbursements CFI 3/	Unpaid Obligations	Unobligated Balance	Percent Obligated
21 2015/2017 2093 Joint Improvised Explosive Device Defeat Fund		444,464	0	444,464	2,351	414,329	301,081	113,248	30,135	93%
21 2015/2016 2097 Iraq Train and Equip Fund		1,618,000	0	1,618,000	47,920	1,499,556	1,422,521	77,035	118,444	93%
97 2015/2016 0105 Drug Interdiction & Counter Drug Activities, Defense		205,000	-141,134	63,866	0	0	0	0	63,866	0%
Sub-Total		53,064,452	523,334	53,587,786	116,683	50,712,606	35,281,079	15,431,527	2,875,180	95%
Non-War Funds	5/ 6/	12,373,710	0	12,373,710	0	0	0	0	12,373,710	0%
Operation Noble Eagle - Baseline Funds	2/	0	0	98,609	0	0	0	0	98,609	0%
Grand Total		65,438,162	523,334	66,060,105	116,683	50,712,606	35,281,079	15,431,527	15,347,499	77%

**FY 2016 Estimate of Cost of War for FY 2015 Appropriations
(Amounts in Thousands)
As of August 31, 2016**

FY 2015 Status of Funds Footnotes:

1/ Reflects funding provided in Public Law 113-164, the Continuing Appropriations Resolution, 2015.

2/ Obligations include **\$98,609** for Operation Noble Eagle (ONE) as a cost of war.

3/ CFI is Cumulative From Inception.

4/ Table 1 reflects funds transferred into/out of FY 2015 war funds. The appropriation transfer column totals may also include the results of internal reprogrammings within the cost of war funds.

5/ Table 2 reflects Non-War funds whose execution is not included in the DoD Cost of War Report.

6/ Table 3 discloses **\$923,088** in obligations related to the Readiness Section 9018 whose execution is not included in the DoD Cost of War Report

7/ Obligations that exceed funds available reflect cash flowing from baseline appropriations.

8/ Disbursements that exceed obligations will be researched and corrected in a subsequent period

**FY 2016 Estimate of Cost of War for FY 2015 Appropriations
(Amounts in Thousands)
As of August 31, 2016**

Table 1 -- Reprogramming Actions into/out of Cost of War Funds

Reprogramming Action:	1	2	3	4	5	6	7	8
APPROPRIATION								
2015/2015 Military Personnel, Army					-235,000	25,000		
2015/2015 National Guard Personnel, Army	635	-367			20			
2015/2015 Operation and Maintenance, Army	103,023	109,446	15,603		-32,278	-444,799		
2015/2015 Operation and Maintenance, Army National Guard	75	-75						
2015/2017 Aircraft Procurement, Army						391,511		
2015/2017 Missile Procurement, Army								10,465
2015/2017 Other Procurement, Army		32,000			28,918	40,666		
2015/2016 Research, Development, Test, and Evaluation, Army						33,603		
2015/2015 Reserve Personnel, Navy	60	-60						
2015/2015 Operation and Maintenance, Navy	1,000				419,678	91,270		
2015/2016 Research, Development, Test, and Evaluation, Navy						1,200		
2015/2015 Military Personnel, Marine Corps	153	125			-51,862			
2015/2015 Operation and Maintenance, Marine Corps	22				-57,500			
2015/2015 Military Personnel, Air Force						4,094		
2015/2015 Reserve Personnel, Air Force	250	330						
2015/2015 National Guard Personnel, Air Force	65	-65						
2015/2015 Operation and Maintenance, Air Force	34,197	103,455	47,947		16,441	-36,588		
2015/2017 Aircraft Procurement, Air Force			-120,000			33,000		
2015/2017 Procurement of Ammunition, Air Force								89,829
2015/2017 Missile Procurement, Air Force			190,000					55,169
2015/2017 Other Procurement, Air Force		13,500	-70,000		-2,900	2,935		
2015/2016 Research, Development, Test and Eval, Air Force					650			
2015/2015 Operation and Maintenance, Defense-Wide	2,800	350,364		-1,880	1,200	-26,492		
2015/2016 Operation and Maintenance, Defense-Wide								-412,600
2015/2017 Procurement, Defense-Wide		2,190		1,880		48,165		
2015/2016 Research, Development, Test and Eval, Defense		24,000						
2015/2016 Afghanistan Security Forces Fund, Army							-400,000	230,000
2015/2016 Drug Interdiction & Cntr Drug Activities					-16,000	-125,134		
Reprogramming Total	142,280	634,843	63,550	0	71,367	38,431	-400,000	-27,137
Cumulative Reprogramming Total	142,280	777,123	840,673	840,673	912,040	950,471	550,471	523,334

1. FY 15-01 IR, Drug Interdiction and Counter-Drug Activities, Defense, dated January 31, 2015
2. FY 15-09, LEAP UAS Initiative; FY 15-07 IR and FY 15-10 PA, Syria Train and Equip; FY 15-11 IR, Drug Interdiction and Counter-Drug Activities, Defense, dated April 30, 2015
3. FY 15-11 IR, Drug Interdiction and Counter-Drug Activities, Defense, FY 15-07 PA, Predator Hellfire Missiles, dated May 31, 2015
4. FY 15-14 IR, Classified Programs, Various Appropriations, dated June 29, 2015
5. FY 15-23 PA, OMNIBUS 2015 Prior Approval Request; FY 15-30 IR, Drug Interdiction and Counter-Drug Activities, Defense - PART II OCO : Various Appropriations, dated June 30, 2015 and August 6, 2015
6. FY 15-28 PA, Joint Urgent Operation Need (JUON); FY 15-24 PA, OMNIBUS 2015 Military Intelligence Programs; FY 15-36 IR, Counterterrorism Partnerships Fund Residuals - Syria Train and Equip; and Below Threshold Reprogramming, dated September 24, 2015; FY 15-23 PA (SEP), OMNIBUS 2015 Prior Approval Request - September Implementation, dated September 30, 2015
7. PL 114-113, Rescission to the Afghanistan Security Forces Fund (ASFF), per the Consolidated Appropriations Act of 2016, dated December 22, 2015
8. FY 16-22 PA Omnibus 2016 Request

Table 2 -- Non-War Programs or Programs Whose Execution Is Not Included in the DoD Cost of War Report

Non-War/Not Reported on the DoD Cost of War Report	Fund Item Description	Military Personnel	Operation & Maintenance	Procurement	Total
21 2015/2015 2020 Operation and Maintenance, Army	Congressional transfer from Title II to Title IX		850,000		850,000
17 2015/2015 1804 Operation and Maintenance, Navy	Congressional transfer from Title II to Title IX		850,000	-	850,000
17 2015/2015 1106 Operation and Maintenance, Marine Corps	Congressional transfer from Title II to Title IX		350,000		350,000
57 2015/2015 3400 Operation and Maintenance, Air Force	Congressional transfer from Title II to Title IX		850,000		850,000
Operation and Maintenance, Subtotal			2,900,000	-	2,900,000
97 2015/2017 0350 National Guard and Reserve Equipment, Defense	Baseline Programs funded by Congress in OCO			1,200,000	1,200,000
Readiness Section 9018 (1)			1,000,000		1,000,000
European Reassurance Initiative					984,450
Counterterrorism Partnerships Fund					1,300,000
Non-DoD Classified					4,923,973
Medicare Eligible Retiree Healthcare Fund (MERHCF)			65,287		65,287
Non-War Programs Totals			65,287	3,900,000	12,373,710

**FY 2016 Estimate of Cost of War for FY 2015 Appropriations
(Amounts in Thousands)
As of August 31, 2016**

(1) Obligations related to Readiness Section 9018 are disclosed in Table 3 below.

**FY 2016 Estimate of Cost of War for FY 2015 Appropriations
(Amounts in Thousands)
As of August 31, 2016**

Table 3-- Readiness Section 9018 Obligations Not Included in the DoD Cost of War Report			
Operation and Maintenance	Budget Line Item Title	Budget Line Item	Total Obligations
21 2015/2015 2020	Operation and Maintenance, Army	Operating Forces	164,156
21 2015/2015 2020	Operation and Maintenance, Army	Training and Recruiting	26,714
21 2015/2015 2080	Operation and Maintenance, Army Reserve	Operating Forces	25,904
21 2015/2015 2065	Operation and Maintenance, Army Natl Guard	Operating Forces	60,523
17 2015/2015 1804	Operation and Maintenance, Navy	Operating Forces	312,857
17 2015/2015 1806	Operation and Maintenance, Navy Reserve	Operating Forces	11,625
17 2015/2015 1106	Operation and Maintenance, Marine Corps	Operating Forces	47,623
17 2015/2015 1107	Operation and Maintenance, USMC Reserve	Operating Forces	2,582
57 2015/2015 3400	Operation and Maintenance, Air Force	Operating Forces	214,607
57 2015/2015 3400	Operation and Maintenance, Air Force	Training and Recruiting	17,011
57 2015/2015 3740	Operation and Maintenance, Air Force Reserve	Operating Forces	39,486
Military Readiness Totals			923,088

FY 2016 Cost of War for FY 2014 Appropriations

**FY 2016 Estimate of Cost of War for FY 2014 Appropriations
(Amounts in Thousands)
As of August 31, 2016**

APPROPRIATION Fiscal Year 2014 Accounts	Notes	Funds Appropriated 1/	Funds Transferred 2/	Funds Available	Obligations August 2016	Obligations CFI 3/4	Disbursements CFI 4/	Unpaid Obligations	Unobligated Balance 5/	Percent Obligated
21 2014/2014 2010 Military Personnel, Army	5/	5,449,726	-213,000	5,236,726	0	5,256,264	5,256,264	0	-19,538	100%
21 2014/2014 2070 Reserve Personnel, Army		33,352	0	33,352	0	30,178	28,719	1,459	3,174	90%
21 2014/2014 2060 National Guard Personnel, Army		257,064	-42,239	214,825	-1	207,289	206,018	1,271	7,536	96%
21 2014/2014 2020 Operation and Maintenance, Army		29,208,689	-1,829,055	27,379,634	8	23,483,184	12,214,593	11,268,591	3,896,450	86%
21 2014/2014 2080 Operation and Maintenance, Army Reserve		34,674	0	34,674	0	30,490	21,215	9,275	4,184	88%
21 2014/2014 2065 Operation and Maintenance, Army National Guard		130,471	-49,849	80,622	0	73,229	46,010	27,219	7,393	91%
21 2014/2016 2031 Aircraft Procurement, Army		669,000	-323,696	345,304	2,719	318,307	134,951	183,356	26,997	92%
21 2014/2016 2032 Missile Procurement, Army		128,645	15,426	144,071	1,124	142,806	58,960	83,846	1,265	99%
21 2014/2016 2034 Procurement of Ammunition, Army		190,900	0	190,900	-364	190,311	115,635	74,676	589	100%
21 2014/2016 2035 Other Procurement, Army		653,902	436,499	1,090,401	199	1,070,282	850,898	219,384	20,119	98%
21 2014/2015 2040 Research, Development, Test, and Evaluation, Army		13,500	17,200	30,700	0	30,350	14,960	15,390	350	99%
17 2014/2014 1453 Military Personnel, Navy		558,344	-24,595	533,749	0	499,027	498,580	447	34,722	93%
17 2014/2014 1405 Reserve Personnel, Navy		20,238	0	20,238	0	20,142	19,680	462	96	100%
17 2014/2014 1804 Operation and Maintenance, Navy	5/	5,855,352	470,465	6,325,817	0	6,335,150	3,809,187	2,525,963	-9,333	100%
17 2014/2014 1806 Operation and Maintenance, Navy Reserve		55,700	0	55,700	0	51,057	37,228	13,829	4,643	92%
17 2014/2016 1506 Aircraft Procurement, Navy		211,176	31,345	242,521	1,100	228,596	180,160	48,436	13,925	94%
17 2014/2016 1507 Weapons Procurement, Navy		86,500	-4,595	81,905	-1,494	78,259	48,894	29,365	3,646	96%
17 2014/2016 1508 Procurement of Ammunition, Navy and Marine Corps		169,362	412	169,774	71	168,598	103,261	65,337	1,176	99%
17 2014/2016 1810 Other Procurement, Navy		0	111,461	111,461	186	105,106	16,324	88,782	6,355	94%
17 2014/2014 1105 Military Personnel, Marine Corps		777,922	17,064	794,986	0	716,192	716,192	0	78,794	90%
17 2014/2014 1108 Reserve Personnel, Marine Corps		15,134	59	15,193	0	11,414	11,414	0	3,779	75%
17 2014/2014 1106 Operation and Maintenance, Marine Corps		2,668,990	-115,200	2,553,790	-1,064	1,915,300	1,792,744	122,556	638,490	75%
17 2014/2014 1107 Operation and Maintenance, Marine Corps Reserve		12,534	0	12,534	0	12,312	12,268	44	222	98%
17 2014/2016 1109 Procurement, Marine Corps		125,984	0	125,984	455	123,366	98,273	25,093	2,618	98%
57 2014/2014 3500 Military Personnel, Air Force		832,862	-51,400	781,462	0	754,230	754,230	0	27,232	97%
57 2014/2014 3700 Reserve Personnel, Air Force		20,432	602	21,034	0	21,034	13,528	7,506	0	100%
57 2014/2014 3850 National Guard Personnel, Air Force		6,919	57	6,976	0	3,151	3,146	5	3,825	45%
57 2014/2014 3400 Operation and Maintenance, Air Force		9,960,642	92,111	10,052,753	27	8,458,032	8,226,536	231,496	1,594,721	84%
57 2014/2014 3740 Operation and Maintenance, Air Force Reserve	5/	32,849	0	32,849	0	51,754	45,058	6,696	-18,905	158%
57 2014/2014 3840 Operation and Maintenance, Air National Guard		22,200	0	22,200	0	18,358	5,776	12,582	3,842	83%
57 2014/2016 3010 Aircraft Procurement, Air Force		188,868	122,000	310,868	0	286,466	132,136	154,330	24,402	92%
57 2014/2016 3020 Missile Procurement, Air Force		24,200	0	24,200	0	24,200	20,257	3,943	0	100%
57 2014/2016 3011 Procurement of Ammunition, Air Force		137,826	16,500	154,326	0	148,952	107,642	41,310	5,374	97%
57 2014/2016 3080 Other Procurement, Air Force		194,345	29,168	223,513	0	204,622	179,911	24,711	18,891	92%
57 2014/2015 3600 Research, Development, Test and Eval, Air Force		0	157,876	157,876	0	157,261	82,112	75,149	615	100%
97 2014/2014 0100 Operation and Maintenance, Defense-Wide		3,657,370	-57,880	3,599,490	64	3,433,014	3,139,973	293,041	166,476	95%
97 2014/2015 0100 Operation and Maintenance, Defense-Wide		1,257,000	0	1,257,000	0	1,254,197	1,254,197	0	2,803	100%
97 2014/2014 0107 Office of the Inspector General, Defense	6/	10,766	0	10,766	125	6,517	6,844	-327	4,249	61%
97 2014/2014 0130 Defense Health Program, Defense, Operation and Maintenance		898,701	-155,600	743,101	-53	679,604	660,386	19,218	63,497	91%
97 2014/2016 0300 Procurement, Defense-Wide	5/	81,253	-5,000	76,253	189	82,817	65,130	17,687	-6,564	109%
97 2014/2015 0400 Research, Development, Test and Eval, Defense		12,000	0	12,000	0	11,999	10,941	1,058	1	100%
97 2014/XXXX 4930 Defense Working Capital Funds, Defense		264,910	0	264,910	54	73,619	53,106	20,513	191,291	28%

**FY 2016 Estimate of Cost of War for FY 2014 Appropriations
(Amounts in Thousands)
As of August 31, 2016**

APPROPRIATION Fiscal Year 2014 Accounts	Notes	Funds Appropriated 1/	Funds Transferred 2/	Funds Available	Obligations August 2016	Obligations CFI 3/4	Disbursements CFI 4/	Unpaid Obligations	Unobligated Balance 5/	Percent Obligated
21 2014/2015 2091 Afghanistan Security Forces Fund, Army		4,726,720	-764,380	3,962,340	-14,353	3,942,371	3,761,690	180,681	19,969	99%
21 2014/2016 2093 Joint Improvised Explosive Device Defeat Fund		879,225	0	879,225	585	869,815	784,077	85,738	9,410	99%
21 2014/2015 2096 Afghanistan Infrastructure Fund, Army		199,000	-55,000	144,000	0	127,915	13,143	114,772	16,085	89%
97 2014/2015 0105 Drug Interdiction & Cntr Drug Activities, Defense		376,305	-332,040	44,265	0	0	0	0	44,265	0%
Sub-Total		71,111,552	-2,505,284	68,606,268	-10,423	61,707,137	45,612,247	16,094,890	6,899,131	90%
Non-War Funds		14,055,760	0	14,055,760	0	0	0	0	0	0%
Operation Noble Eagle - Baseline Funds	3/	0	0	124,581	0	0	0	0	0	0%
Grand Total		85,167,312	-2,505,284	82,786,609	-10,423	61,707,137	45,612,247	16,094,890	6,899,131	75%

**FY 2016 Estimate of Cost of War for FY 2014 Appropriations
(Amounts in Thousands)
As of August 31, 2016**

FY 2014 Status of Funds Footnotes:

1/ Reflects funding provided in Public Law 113-76, the Consolidated Appropriations Act, 2014.

2/ Table 1 reflects funds transferred into/out of FY 2014 war funds. The appropriation transfer column totals may also include the results of internal reprogrammings within the cost of war funds.

3/ Obligations include **\$124,581** for Operation Noble Eagle (ONE) as a cost of war.

4/ CFI is Cumulative From Inception.

5/ Obligations that exceed funds available reflect cash flowing from baseline appropriations.

6/ Disbursements that exceed obligations will be corrected in a subsequent period.

**FY 2016 Estimate of Cost of War for FY 2014 Appropriations
(Amounts in Thousands)
As of August 31, 2016**

Table 1 -- Reprogramming Actions into/out of Cost of War Funds

Reprogramming Action:	1	2	3	4	5	6	7	8	9	10
APPROPRIATION										
2014/2014 Military Personnel, Army				-213,000						
2014/2014 Reserve Personnel, Army	180	-180								
2014/2014 National Guard Personnel, Army	935		-174	-43,000						
2014/2014 Operation and Maintenance, Army	120,880	119,500			-2,069,435					
2014/2014 Operation and Maintenance, Army National Guard	295		-144	-50,000						
2014/2016 Aircraft Procurement, Army					131,404	-464,000				
2014/2016 Missile Procurement, Army					15,426					
2014/2016 Other Procurement, Army	13,000	-13,000			445,399					
2014/2015 Research, Development, Test and Evaluation, Army					17,200					
2014/2014 Military Personnel, Navy				-24,595						
2014/2014 Operation and Maintenance, Navy	1,846		21,500	98,105	349,014					
2014/2016 Aircraft Procurement, Navy					31,345					
2014/2016 Weapons Procurement, Navy					-4,183					
2014/2016 Other Procurement, Navy					111,461					
2014/2014 Military Personnel, Marine Corps				17,064						
2014/2014 Reserve Personnel, Marine Corps	230	-183		12						
2014/2014 Operation and Maintenance, Marine Corps			-21,500	-93,700						
2014/2014 Military Personnel, Air Force					-51,400					
2014/2014 Reserve Personnel, Air Force	602									
2014/2014 National Guard Personnel, Air Force	126		-69							
2014/2014 Operation and Maintenance, Air Force	87,766	2,614			1,731					
2014/2016 Aircraft Procurement, Air Force					122,000					
2014/2016 Procurement of Ammunition, Air Force					16,500					
2014/2016 Other Procurement, Air Force	5,400	29,200	-5,432							
2014/2015 Research, Development, Test and Evaluation, Air Force	2,000		-2,000		157,876					
2014/2014 Operation and Maintenance, Defense-Wide	18,620	1,500	-500		-77,500					
2014/2014 Defense Health Program, Defense					-155,600					
2014/2016 Procurement, Defense-Wide				-5,000						
2014/2015 Afghanistan Security Forces Fund, Army						-764,380				
2014/2015 Afghanistan Infrastructure Fund, Army										-55,000
2014/2015 Drug Interdiction & Cntr Drug Activities, Defense							-142,280	-118,393	-71,367	
Reprogramming Total	251,880	139,451	-8,319	-314,114	-958,762	-1,228,380	-142,280	-118,393	-71,367	-55,000
Cumulative Reprogramming Total	251,880	391,331	383,012	68,898	-889,864	-2,118,244	-2,260,524	-2,378,917	-2,450,284	-2,505,284

1. FY14-02 IR, Various Appropriations, dated November 13, 2013.
2. FY14-13 IR, Various Appropriations, dated May 8, 2014.
3. FY14-27 IR, FY14-08 PA and BTR, Various Appropriations, dated July 31, 2014.
4. FY14-11 PA, Omnibus 2014 PA, Various Appropriations, dated August 31, 2014.
5. FY14-13 PA, FY14-14 PA, FY14-17 PA & BTR; Various Appropriations, dated September 30, 2014.
6. FY14 Title IX, Kiowa Warrior Program Termination; Recission - Program Adjustment, CH-47 Chinook Recission, dated December 16, 2014
7. FY15-01 IR, Drug Interdiction and Counter-Drug Activities, Defense, dated January 31, 2015.
8. FY15-11 IR, Drug Interdiction and Counter-Drug Activities, Defense, dated March 31, 2015.
9. FY 15-30 IR, Drug Interdiction and Counter-Drug Activities, Defense (PART II - \$-77,367K), dated August 6, 2015.
10. FY 15-07 LTR, Funds transferred to Department of State in accordance with section 1217 of Public Law 111-383, dated September 10, 2015.

Table 2 -- Non-War Programs or Programs Whose Execution Is Not Included in the DoD Cost of War Report

Non-War/Not Reported on the DoD Cost of War Report	Fund Item Description	Military Personnel	Operation & Maintenance	Procurement	Total
21 2014/2014 2020 Operation and Maintenance, Army	Congressional transfer from Title II to Title IX		3,144,816		3,144,816
17 2014/2014 1804 Operation and Maintenance, Navy	Congressional transfer from Title II to Title IX		2,609,848	-	2,609,848
17 2014/2014 1106 Operation and Maintenance, Marine Corps	Congressional transfer from Title II to Title IX		700,000		700,000
57 2014/2014 3400 Operation and Maintenance, Air Force	Congressional transfer from Title II to Title IX		2,782,200		2,782,200
Operation and Maintenance, Subtotal			9,236,864	-	9,236,864
97 2013/2015 0350 National Guard and Reserve Equipment, Defense	Baseline Programs funded by Congress in OCO			1,000,000	1,000,000
Non-DoD Classified					3,818,896
Non-War Programs Totals		-	9,236,864	1,000,000	14,055,760