

COST OF WAR Through July 31, 2016

TOTAL COST

Since September 11, 2001, DoD has obligated **\$1,424.0 billion** for war-related costs:

BREAKDOWN BY OPERATION since September 11, 2001

The **\$1,424.0 billion** breakdown by operation is:

Current Contingencies (\$99.1 billion):

	% of Total
• Operation FREEDOM'S SENTINEL (OFS):	\$60.9 billion (4%)
• Operation INHERENT RESOLVE (OIR):	\$10.7 billion (1%)
• Operation NOBLE EAGLE (ONE):	\$27.5 billion (2%)

Prior Year Contingencies (\$1,324.9 billion):

• Operation IRAQI FREEDOM (OIF)/NEW DAWN (OND):	\$732.1 billion (51%)
• Operation ENDURING FREEDOM (OEF):	\$592.8 billion (42%)

AVERAGE MONTHLY SPENDING

• The <u>average monthly spending</u> for <u>all</u> Operations:	\$3.4 billion (during FY 2016)
• The average monthly spending for OFS :	\$3.4 billion (100%)
• The average monthly spending for OIR :	\$0.5 billion (15%)
• The average monthly spending for OIF/OND :	\$-0.1 billion (<-3%)*
• The average monthly spending for OEF :	-\$0.4 billion (-12%)
• The average monthly spending for ONE :	\$<0.1 billion (<1%)

*The negative average monthly spending is a result of the Army transferring \$1.7 billion in prior year obligations from OND to OEF to properly align costs to the appropriate contingency operation.

TALKING POINTS

- Operation FREEDOM'S SENTINEL, which began on January 1, 2015, continues the train, advise, and assist mission of the Afghanistan National Defense and Security Forces (ANDSF) at the corps and Ministry of Defense level, as well as with the Ministry of the Interior. The focus is on those processes associated with financial management, human resource management, force sustainment (logistics), and command and control. There also remains a significant effort to further integrate aviation and intelligence into the operations of the ANDSF.
 - As of the end of July 2016, the Department of Defense (DoD) has approximately 9,200 military personnel in Afghanistan in accordance with the President's guidance to maintain a force management level of no more than 9,800 through December 31, 2016. (Note: The Bilateral Security Agreement does not dictate a specific U.S. troop level; instead, the President based this level on recommendations from his commanders and advisors.)
 - Additionally, about 4,500 North Atlantic Treaty Organization (NATO) troops and 1,700 troops from non-NATO coalition nations remain in Afghanistan after the international combat mission formally ended on December 31, 2014, to conduct the NATO-led Resolute Support (RS) mission to train, advise and assist the ANDSF.
- Operation INHERENT RESOLVE began in August 2014, as a military air power intervention in Iraq and Syria in response to the threat posed by the Islamic State of Iraq and the Levant (ISIL) in the region. It currently focuses on providing equipment and supplies to the Iraqi Security Forces to include the Peshmerga, and vetted Syrian opposition forces. As of the end of July 2016, the DoD has approximately 3,500 military personnel in Iraq and the Levant supporting OIR.

WHAT IS THE MONEY BEING SPENT ON?

- War-related operational costs, such as operational tempo, training, overseas facilities and base support, equipment maintenance, and communications; replacement of combat losses and enhancements;
- Support for deployed troops, which includes food, clothing, and health/medical services, special pay and benefits for troops in the field; and
- Transportation of personnel and equipment (e.g., airlift and sealift into and out of the theater of operations; and support payments for the ANDSF and coalition partners).

Cost of War Update as of July 31, 2016

Cost Estimate for Report

**The cost to the Department of Defense to prepare and assemble this report
is approximately \$181,000 for FY 2016.**

Reference ID: 9-F4BED9

Department of Defense Cost of War as of July 31, 2016

(Dollars in Billions)

By Operation	Total FY 2015	FY 2016			Total Since 9/11
		July 2016	Cumulative 2016	Monthly Avg.	
IRAQI FREEDOM (OIF)/NEW DAWN (OND)⁽¹⁾/Post-OND Iraq Activities	0.9	-0.1	-0.7	-0.1	732.1
INHERENT RESOLVE (OIR)	5.8	0.8	4.6	0.5	10.7
Subtotal OIF/OND/OIR	6.7	0.7	3.9	0.4	742.8
ENDURING FREEDOM (OEF)^(2,3)	14.2	-0.8	-3.8	-0.4	592.8
FREEDOM'S SENTINEL (OFS)^(2,3)	32.5	4.3	34.3	3.4	60.9
Subtotal OEF/OFS	46.7	3.5	30.5	3.0	653.7
NOBLE EAGLE (ONE)	0.1	<0.1	0.2	<0.1	27.5
TOTAL	53.5	4.3	34.5	3.4	1,424.0

(1) In the Cumulative 2016 column, the Army transferred \$1.7 billion in prior year obligations from OND to OEF to properly align the costs to the appropriate contingency operation for the Joint Improvised Explosive Device Defeat Fund (FY 2013 - \$0.5 billion and FY 2012 - \$1.2 billion). This includes downward adjustments for various fiscal years and appropriations (FY 2009 to 2016: \$0.2 billion).

(2) On January 1, 2015, Operation ENDURING FREEDOM (OEF) transitioned to Operation FREEDOM'S SENTINEL.

(3) In the Cumulative 2016 column, the Air Force reallocated several costs resulting in: \$1.4 billion in Operation and Maintenance, Air Force (O&M, AF) moving from OEF to OND and \$0.7 billion in O&M, AF moving from OEF to OFS.

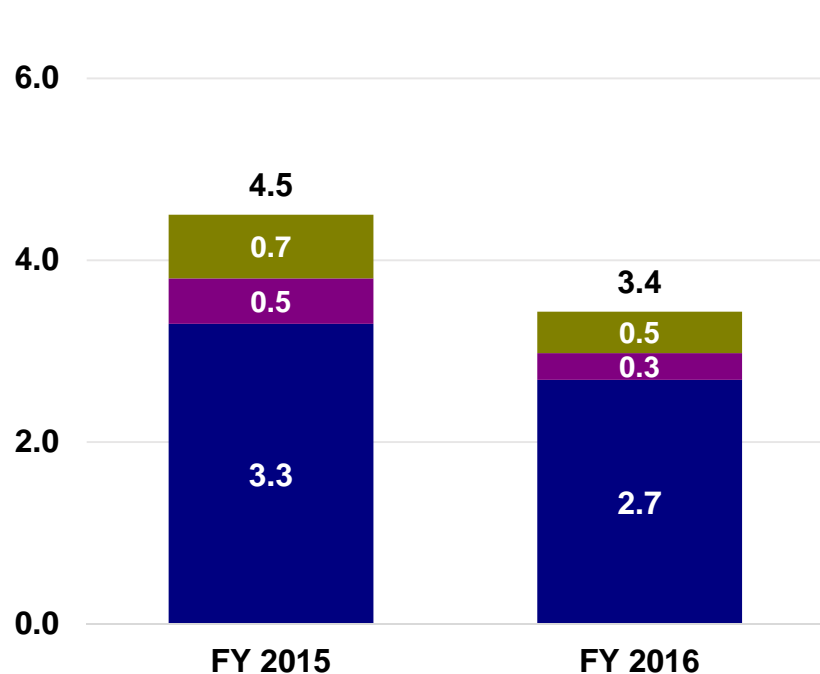
Source: Defense Finance and Accounting Service, Cost of War Monthly Report
Data as of July 31, 2016

Totals may not add due to rounding

FY 2016 Obligations for Contingency Operations Comparison of OIF/OND/OIR/OEF/OFS “Average Monthly Spending” — All Years

(Dollars in Billions)

FY 2016 Average Obligations



Security Forces and Coalition Support

The average obligations are lower due to two pending quarterly reimbursements to Pakistan. These reimbursements are expected to be processed in the first quarter of FY 2017. The average monthly spending was also lower for the Afghanistan Security Forces Fund, as significant vehicle purchases are scheduled to obligate in the fourth quarter of FY 2016.

Investment

The average obligations are lower than the FY 2015 average due to less spending in joint counter IED, reset, munition, vehicle, and communication and electronic equipment procurement accounts, as contracts are typically negotiated and awarded later in the fiscal year.

Operations

The average obligations are lower due the reduced force structure in Afghanistan and the related decreased spending in operating tempo, contractor logistics support, and second destination transportation costs in Afghanistan.

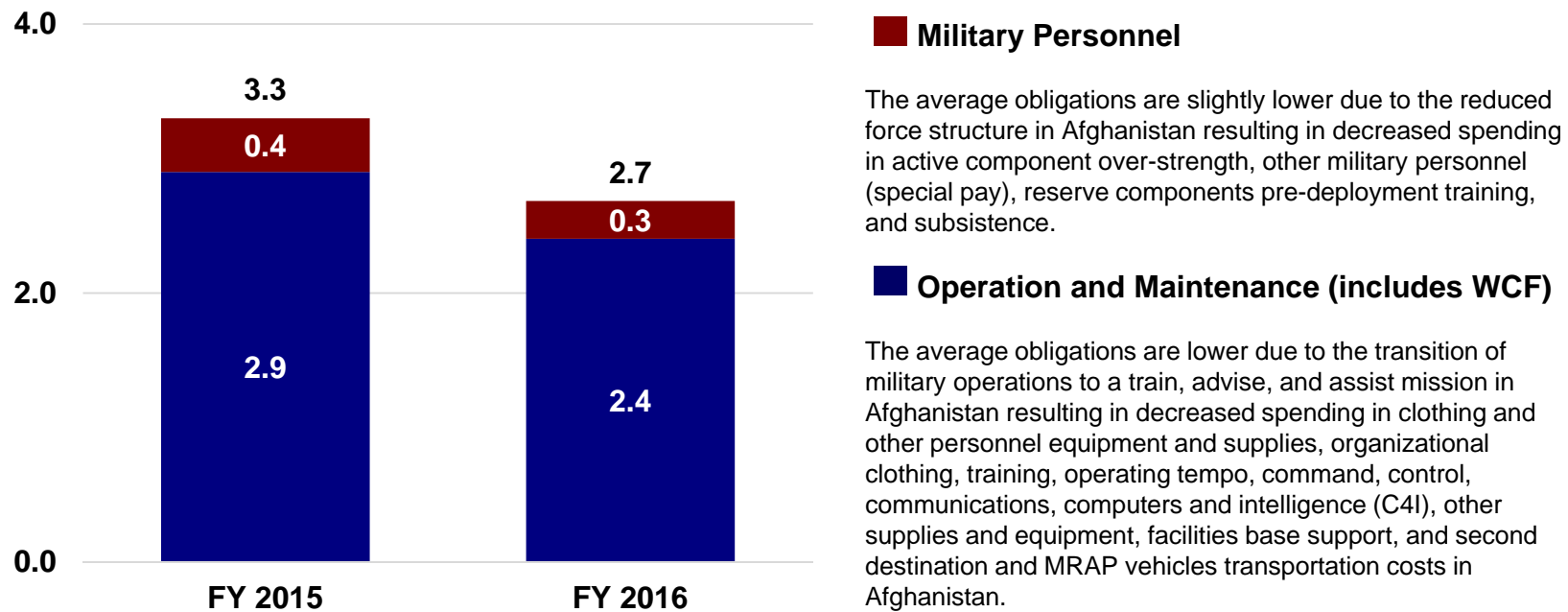
FY 2016 average monthly spending through July is \$3.4 billion, below the FY 2015 average \$4.5 billion.

Totals may not add due to rounding

*Note: Obligation data does not include non-DoD classified programs and less than \$<0.1 billion from base funded Operation NOBLE EAGLE (ONE)
Source: Defense Finance and Accounting Service, Cost of War Monthly Report
Data as of July 31, 2016*

FY 2016 Obligations for Military Operations Comparison of OIF/OND/OIR/OEF/OFS “Average Monthly Spending” — All Years (Dollars in Billions)

FY 2016 Average Obligations



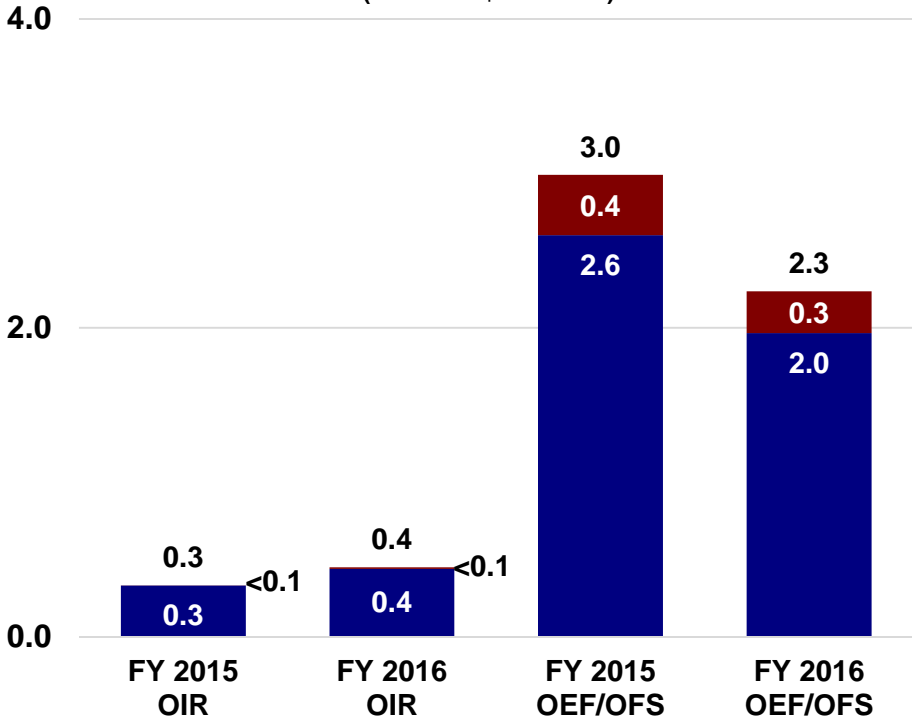
FY 2016 average monthly spending through July of \$2.7 billion is slightly higher than June's average of \$2.5 billion

Totals may not add due to rounding

*Note: Obligation data does not include non-DoD classified programs and less than \$<0.1 billion from base funded Operation NOBLE EAGLE (ONE)
Source: Defense Finance and Accounting Service, Cost of War Monthly Report
Data as of July 31, 2016*

FY 2016 Obligations for Military Operations Comparison of OIF/OND/OIR/OEF/OFS “Average Monthly Spending” — All Years (Dollars in Billions)

**Comparison of Average Monthly Spending
by Major Contingency Operation
(FY 2016: \$2.7 billion)**



FY 2016 Average Obligations

■ Military Personnel

OIR: The obligation level has increased slightly due to increased spending in all reserve components called to active duty and subsistence.

OEF/OFS: The average obligations are slightly lower due to the reduced force structure in Afghanistan resulting in decreased spending in active component overstrength, reserve components predeployment training, other military personnel (special pay), and subsistence.

■ Operation and Maintenance (includes WCF)

OIR: The average obligations are slightly higher due to increased average spending in contractor logistics support, reserve component activation/deactivation, vehicle equipment maintenance, and airlift.

OEF/OFS: The average obligations are lower due to the transition of military operations to a train, advise, and assist mission in Afghanistan resulting in decreased spending in contractor logistics support, training, operating tempo, contractor logistics support, command, control, communications, computers and intelligence (C4I), facilities/base support, and other supplies and equipment.

The FY 2016 average monthly OIR spending is slightly higher than the FY 2015 average, while the OEF/OFS has an inverse spending trend of lower average monthly spending when compared to FY 2015.

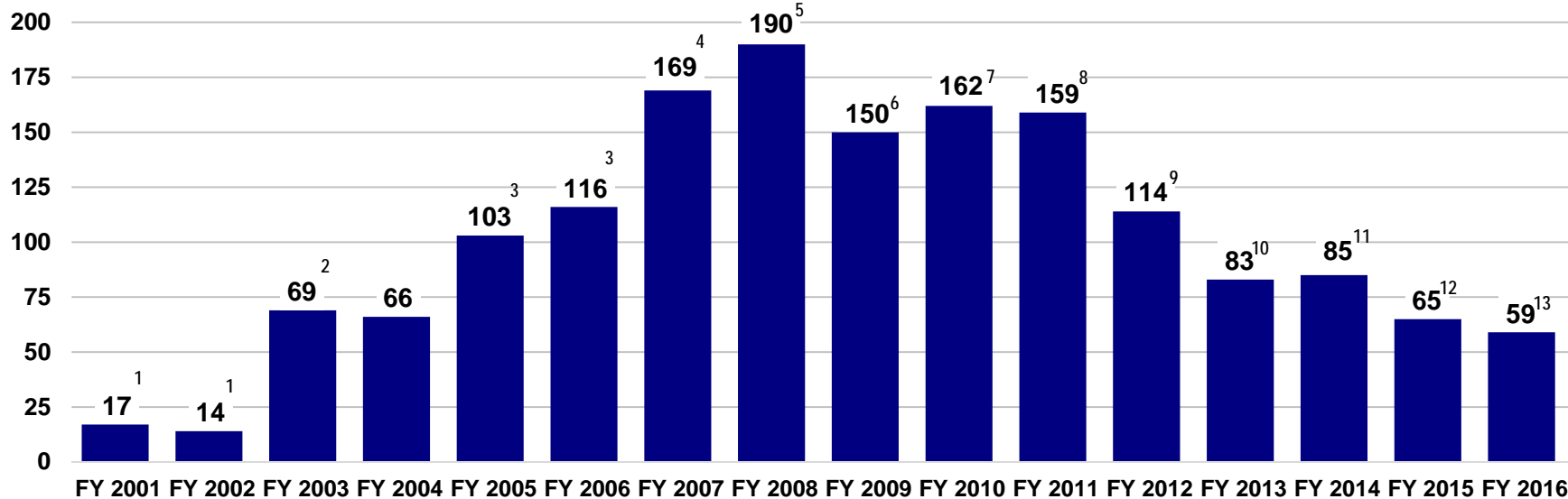
Totals may not add due to rounding

*Note: Obligation data does not include non-DoD classified programs and less than \$<0.1 billion from base funded Operation NOBLE EAGLE (ONE)
Source: Defense Finance and Accounting Service, Cost of War Monthly Report. Data as of July 31, 2016*

Cost of War Backup Detail

Funding Appropriated through War-related Requests FY 2001 – FY 2016 (\$1,621B)

(Dollars in Billions)



- 1/ FY 2001 includes \$3.5B of funds appropriated in the FY 2002 Supplemental (PL 107-117) as that is the year where the obligations were incurred. Authorization for the obligation of these funds was provided in the FY 2001 Supplemental (PL 107-38), which provided \$40B to OMB's Emergency Response Program for response to the 9/11 terrorist attacks on the United States
- 2/ FY 2003 reflects a rescission of \$3.5B of Iraq Freedom Funds enacted in the FY 2004 DoD Appropriations Act (PL 108-87)
- 3/ FY 2005 reflects \$25B appropriated in FY 2004 for FY 2005 war-related costs (Title IX Bridge) (PL 108-287); reflects \$3B appropriated in PLs 108-324, 109-61, and 109-62 for Hurricane Disaster Relief
- 4/ FY 2007 includes \$3B appropriated in GWOT Emergency Supplemental (PL 110-28) for BRAC
- 5/ FY 2008 includes \$16.8B appropriated for the Mine Resistant Ambush Protected Transfer Fund (PL 110-92 (\$5.2B)) and (PL 110-116 (\$11.6B)); also includes \$0.143B rescission enacted in the FY 2009 Supplemental but applicable to the FY 2008 OCO; does not reflect the \$3B rescission in PL 110-252 section 8003 applied to baseline programs
- 6/ FY 2009 does not reflect \$4.5B of rescissions enacted in the FY 2009 Supplemental that were applied to the Department's baseline programs; however, FY 2009 reflects \$0.1B of rescissions enacted in PL 113-6 (see note 10)
- 7/ FY 2010 reflects \$0.5B of rescissions enacted in the FY 2010 Supplemental, Education, Jobs, & Medicaid Assistance (PL 111-226), that were applied to the Department's FY 2010 OCO amounts; also, FY 2010 reflects \$0.6B of rescissions enacted in PL 112-74 (see note 9)
- 8/ FY 2011 reflects the FY 2011 Department of Defense and Full Year Continuing Appropriations Act (PL 112-10); also, FY 2011 reflects \$0.2B of rescissions enacted in PL 113-6 (see note 10) and \$0.1B of FY 2013 sequestered amount
- 9/ FY 2012 reflects the \$116B appropriated in the FY 2012 Consolidated Appropriations Act (PL 112-74) and does not reflect the \$0.6B of rescissions enacted in PL 112-74 that were applied to the Department's FY 2010 OCO programs; however, FY 2012 reflects \$1.7B of rescissions enacted in PL 113-6 (see note 10) and \$0.5B of FY 2013 sequestered amount
- 10/ FY 2013 reflects the Consolidated and Further Continuing Appropriations Act (PL 113-6) and does not reflect the \$0.1B, \$0.2B, and \$1.7B of rescissions enacted in PL 113-6 that were applied to the Department's FYs 2009, 2011, and 2012 OCO programs, respectively; however, FY 2013 reflects \$5.5B of FY 2013 sequestered amount
- 11/ FY 2014 reflects the Consolidated Appropriations Act (PL 113-76) and does not reflect the \$0.1B of rescissions enacted in PL 113-76 that were applied to the Department's FYs 2009 (\$0.05B) and 2013 (\$0.09B) in OCO programs, respectively
- 12/ FY 2015 reflects the Consolidated and Further Continuing Appropriations Act (PL 113-235) and does not reflect the \$1.2B of rescissions enacted in PL 113-235 that were applied to the Department's FYs 2014 (\$1.2B) and FY 2013 (\$0.007B) in OCO programs, respectively. Excludes Ebola emergency supplemental funds received in Title X for \$112 million
- 13/ FY 2016 reflects the Consolidated Appropriations Act, 2016 (PL 114-113) and does not reflect the \$0.4 of recessions enacted in PL 114-113 that were applied to FY 2015 Afghanistan Security Forces Fund

Note: Includes funding for OIF/OND/OIR, OEF/OFS, and ONE. Beginning in FY 2005, ONE is funded in the DoD baseline.

Totals may not add due to rounding

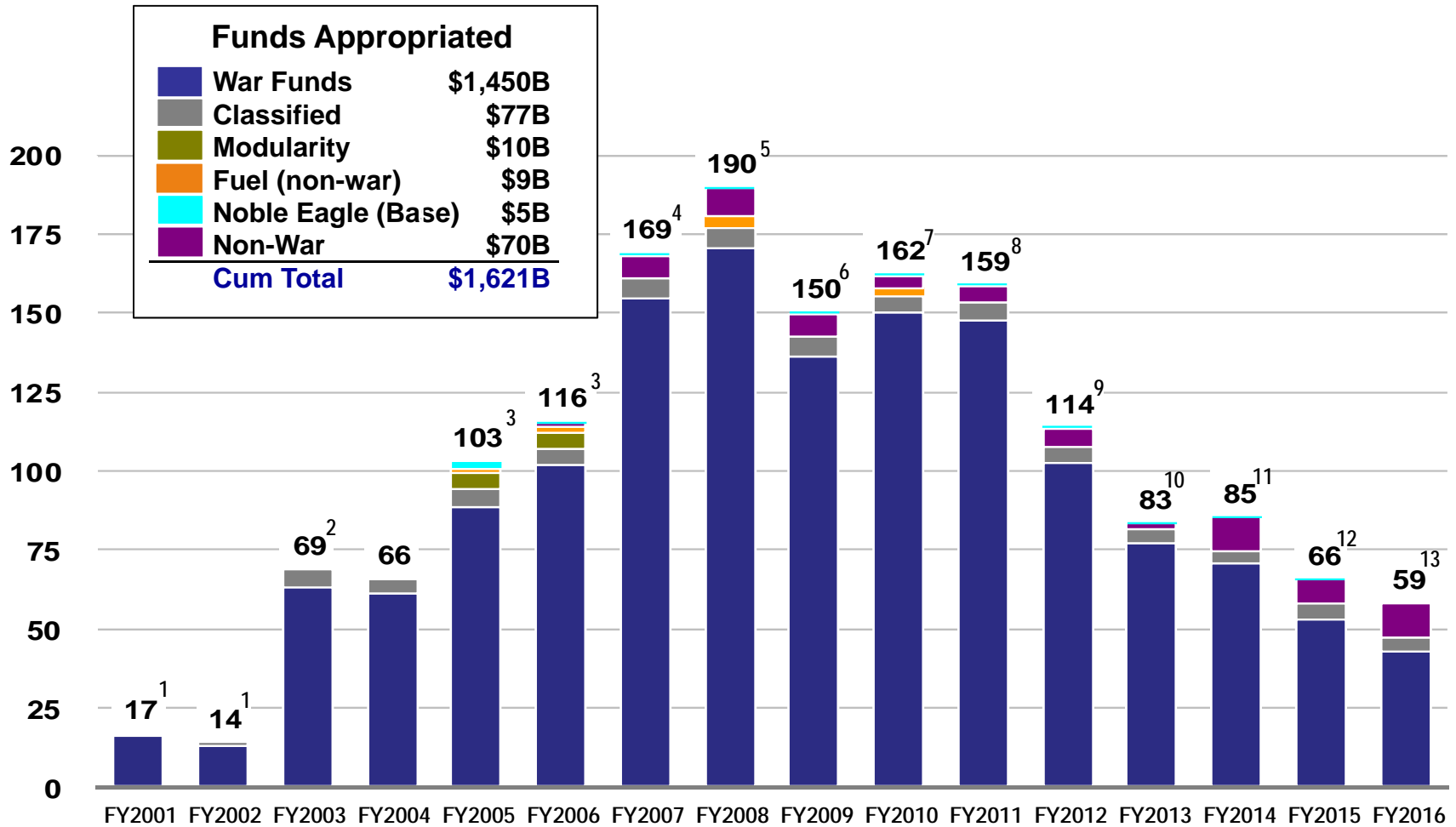
Source: Department of Defense Appropriations Acts

Data as of July 31, 2016

Funding Appropriated through War-related Requests

FY 2001 – FY 2016 (\$1,621B)

(Dollars in Billions)



Explanations for footnotes 1-13 are provided on Slide 14

Totals may not add due to rounding

Note: Includes funding for OIF/OND/OIR, OEF/OFS, and ONE. Beginning in FY 2005, ONE is funded in the DoD baseline.

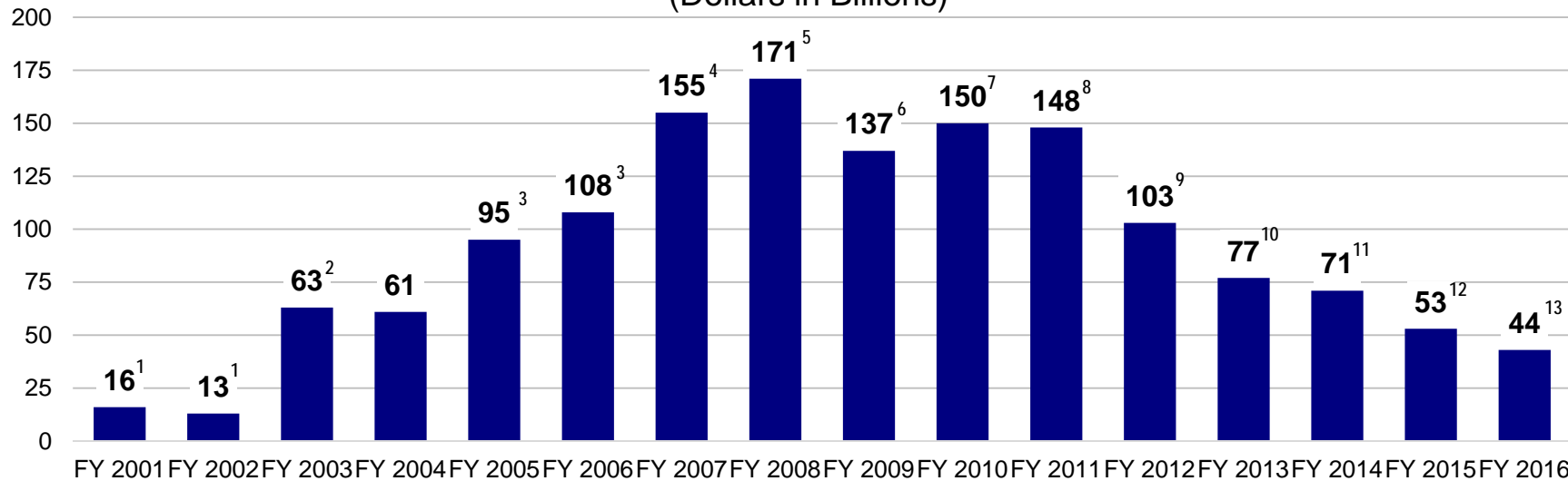
Source: Department of Defense Appropriations Acts

Data as of July 31, 2016

Funding Appropriated through War-related Requests FY 2001 – FY 2016 (\$1,464B)

Excludes Non-DoD Classified and Non-War Costs (\$157B)

(Dollars in Billions)



- 1/ FY 2001 includes \$3.5B of funds appropriated in the FY 2002 Supplemental (PL 107-117) as that is the year where the obligations were incurred. Authorization for the obligation of these funds was provided in the FY 2001 Supplemental (PL 107-38), which provided \$40B to OMB's Emergency Response Program for response to the 9/11 terrorist attacks on the United States
- 2/ FY 2003 reflects a rescission of \$3.5B of Iraq Freedom Funds enacted in the FY 2004 DoD Appropriations Act (PL 108-87)
- 3/ FY 2005 reflects \$25B appropriated in FY 2004 for FY 2005 war-related costs (Title IX Bridge) (PL 108-287); reflects \$3B appropriated in PLs 108-324, 109-61, and 109-62 for Hurricane Disaster Relief
- 4/ FY 2007 includes \$3B appropriated in GWOT Emergency Supplemental (PL 110-28) for BRAC
- 5/ FY 2008 includes \$16.8B appropriated for the Mine Resistant Ambush Protected Transfer Fund (PL 110-92 (\$5.2B)) and (PL 110-116 (\$11.6B)); also includes \$0.143B rescission enacted in the FY 2009 Supplemental but applicable to the FY 2008 OCO; does not reflect the \$3B rescission in PL 110-252 section 8003 applied to baseline programs
- 6/ FY 2009 does not reflect \$4.5B of rescissions enacted in the FY 2009 Supplemental that were applied to the Department's baseline programs; however, FY 2009 reflects \$0.1B of rescissions enacted in PL 113-6 (see note 10)
- 7/ FY 2010 reflects \$0.5B of rescissions enacted in the FY 2010 Supplemental, Education, Jobs, & Medicaid Assistance (PL 111-226), that were applied to the Department's FY 2010 OCO amounts; also, FY 2010 reflects \$0.6B of rescissions enacted in PL 112-74 (see note 9)
- 8/ FY 2011 reflects the FY 2011 Department of Defense and Full Year Continuing Appropriations Act (PL 112-10); also, FY 2011 reflects \$0.2B of rescissions enacted in PL 113-6 (see note 10) and \$0.1B of FY 2013 sequestered amount
- 9/ FY 2012 reflects the \$116B appropriated in the FY 2012 Consolidated Appropriations Act (PL 112-74) and does not reflect the \$0.6B of rescissions enacted in PL 112-74 that were applied to the Department's FY 2010 OCO programs; however, FY 2012 reflects \$1.7B of rescissions enacted in PL 113-6 (see note 10) and \$0.5B of FY 2013 sequestered amount
- 10/ FY 2013 reflects the Consolidated and Further Continuing Appropriations Act (PL 113-6) and does not reflect the \$0.1B, \$0.2B, and \$1.7B of rescissions enacted in PL 113-6 that were applied to the Department's FYs 2009, 2011, and 2012 OCO programs, respectively; however, FY 2013 reflects \$5.5B of FY 2013 sequestered amount
- 11/ FY 2014 reflects the Consolidated Appropriations Act (PL 113-76) and does not reflect the \$0.1B of rescissions enacted in PL 113-76 that were applied to the Department's FYs 2009 (\$0.05B) and 2013 (\$0.09B) in OCO programs, respectively
- 12/ FY 2015 reflects the Consolidated and Further Continuing Appropriations Act (PL 113-235) and does not reflect the \$1.2B of rescissions enacted in PL 113-235 that were applied to the Department's FYs 2014 (\$1.2B) and FY 2013 (\$0.007B) in OCO programs, respectively. Excludes Ebola emergency supplemental funds received in Title X for \$112 million
- 13/ FY 2016 reflects the Consolidated Appropriations Act, 2016 (PL 114-113) and does not reflect the \$0.4 of recessions enacted in PL 114-113 that were applied to FY 2015 Afghanistan Security Forces Fund

Note: Includes funding for OIF/OND/OIR, OEF/OFS, and ONE. Beginning in FY 2005, ONE is funded in the DoD baseline.

Totals may not add due to rounding

Source: Department of Defense Appropriations Acts

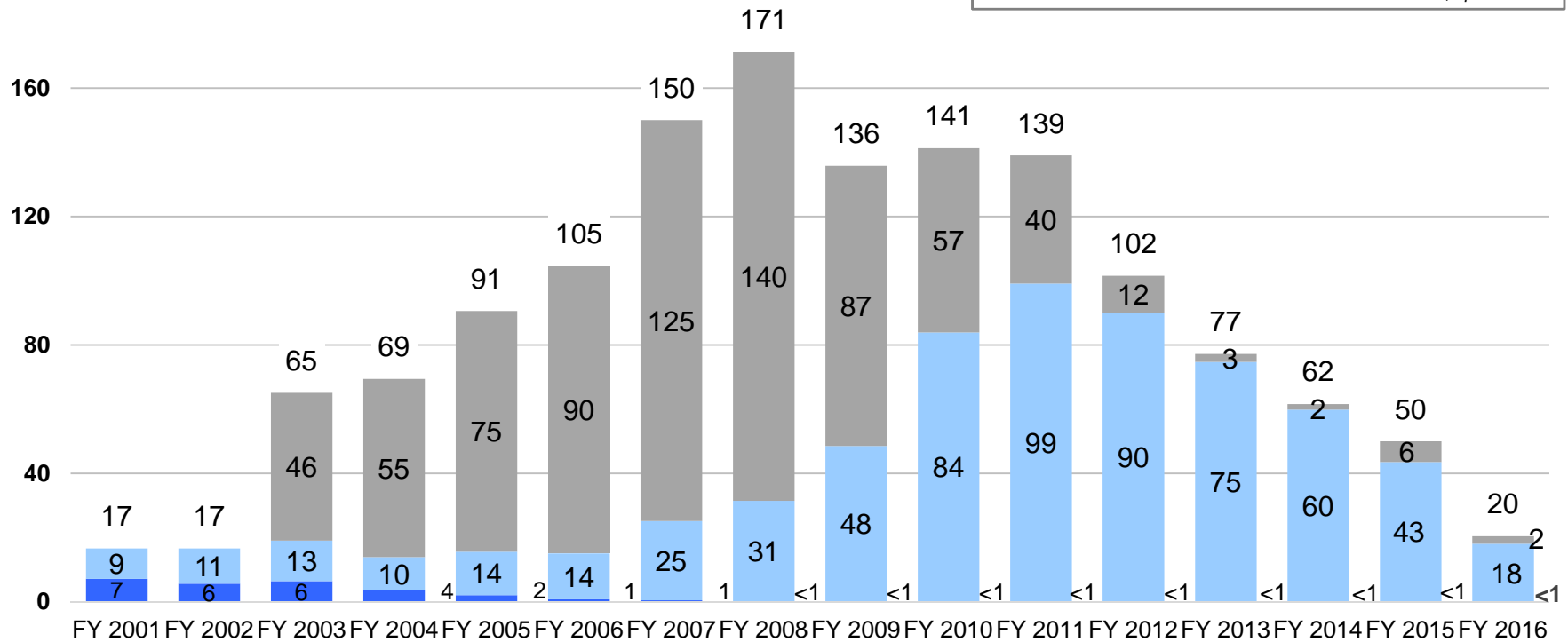
Data as of July 31, 2016

Department of Defense Cost of War

Total War-related Obligations by Year Appropriated

(Dollars in Billions)

War-related Obligations	
Iraq (OIF/OND/Post-OND Iraq Activities)/(OIR)	\$743 B
Afghanistan (OEF)/(OFS)	\$653B
Noble Eagle	\$28 B
Total	\$1,424 B



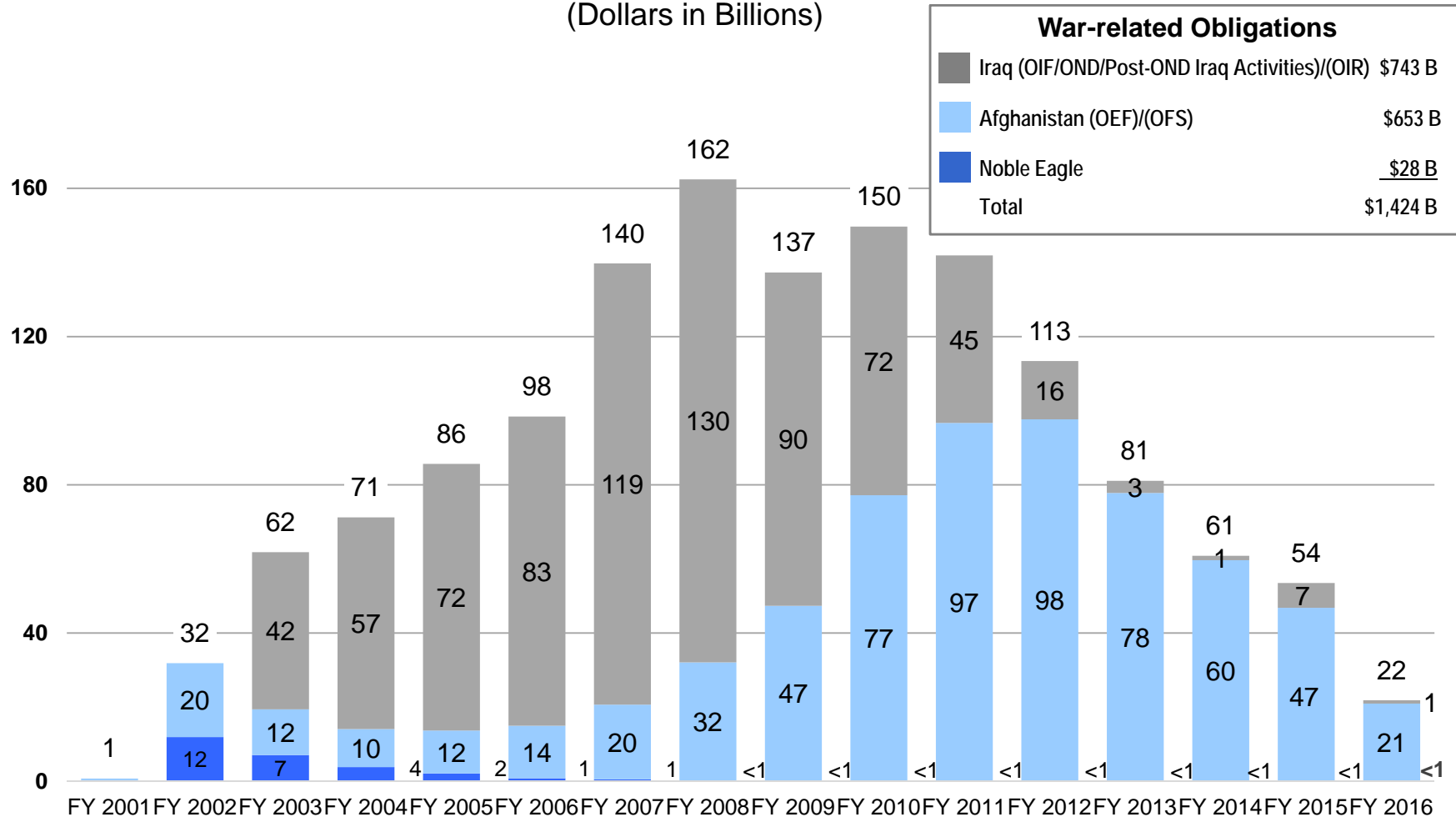
Note: Obligation data shown against year funds obligated. Does not include non-DoD classified programs.
 Source: Defense Finance and Accounting Service, Cost of War Monthly Report
 Data as of July 31, 2016

Totals may not add due to rounding

Department of Defense Cost of War

Total War-related Obligations by Year Incurred

(Dollars in Billions)



War-related Obligations	
Iraq (OIF/OND/Post-OND Iraq Activities)/(OIR)	\$743 B
Afghanistan (OEF)/(OFS)	\$653 B
Noble Eagle	\$28 B
Total	\$1,424 B

Note: Obligation data shown against year funds obligated. Does not include non-DoD classified programs.
 Source: Defense Finance and Accounting Service, Cost of War Monthly Report
 Data as of July 31, 2016

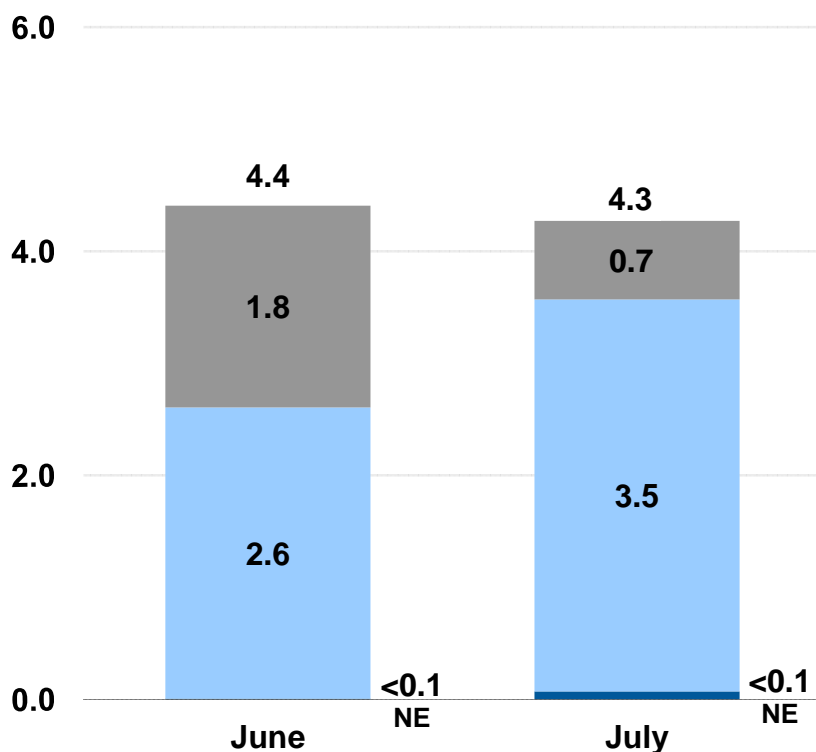
Totals may not add due to rounding

FY 2016 Obligations for Contingency Operations Reported June to July 2016 All Appropriations, All Years

(Dollars in Billions)

	<u>June</u>	<u>July</u>	<u>Delta</u>
■ Iraq/Post Iraq ⁽¹⁾	\$1.8B	\$0.7B	\$-1.1B
■ Afghanistan ⁽²⁾	\$2.6B	\$3.5B	\$+0.9B
■ Noble Eagle (NE)	\$<0.1B	\$<0.1B	\$<-0.1B
Total Cost	\$4.4B	\$4.3B	\$-0.1B

Major changes from June to July 2016 are:



- **Iraq/Post Iraq \$-1.1B:**
 - \$<-0.1B in personnel and personnel support costs reflect slight decreases in temporary duty (TDY)/ additional duty (TAD) and other personnel support.
 - \$-1.0B in operations costs reflect the inverse of two significant reallocations of 2011 and 2012 cost between OEF and OND that were made in June: \$+1.7B movement from Operation and Maintenance, Air Force for reset contractor logistics support for OEF to depot level maintenance for OND and \$-0.3B movement from Operation and Maintenance, Air Force for other services and miscellaneous contracts for OND to other services and miscellaneous contracts for OEF. This \$-1.4B was offset by (\$0.4B) increases in operating tempo, contractor logistics support, and other services and miscellaneous contracts.
 - \$<-0.0B in investment costs reflect a slight decrease in obligations from June to July.
 - \$<-0.0B in coalition support costs reflect a slight decrease in obligations from June to July.
- **Afghanistan \$+0.9B:**
 - \$<+0.0B in personnel and personnel support costs reflect a slight increase in obligations from June to July.
 - \$+1.6B in operations costs reflects the effect of the two significant June reallocations of 2011 and 2012 cost between OEF and OND mentioned above (\$+1.7B and \$-0.3B) and increases in command, control, communications, computers and intelligence (C4I) and second destination transportation.
 - \$+0.0B in investment costs reflect a slight increase in obligations from June to July.
 - \$-0.7B in coalition support costs reflect decreases in Afghanistan Security Forces Fund defense force sustainment and interior forces sustainment and equipment.

(1) Obligation data includes OND/Post-OND Iraq Activities/OIR

(2) Obligations data includes OEF/OFS

Note: Obligation data does not include non-DoD classified programs.

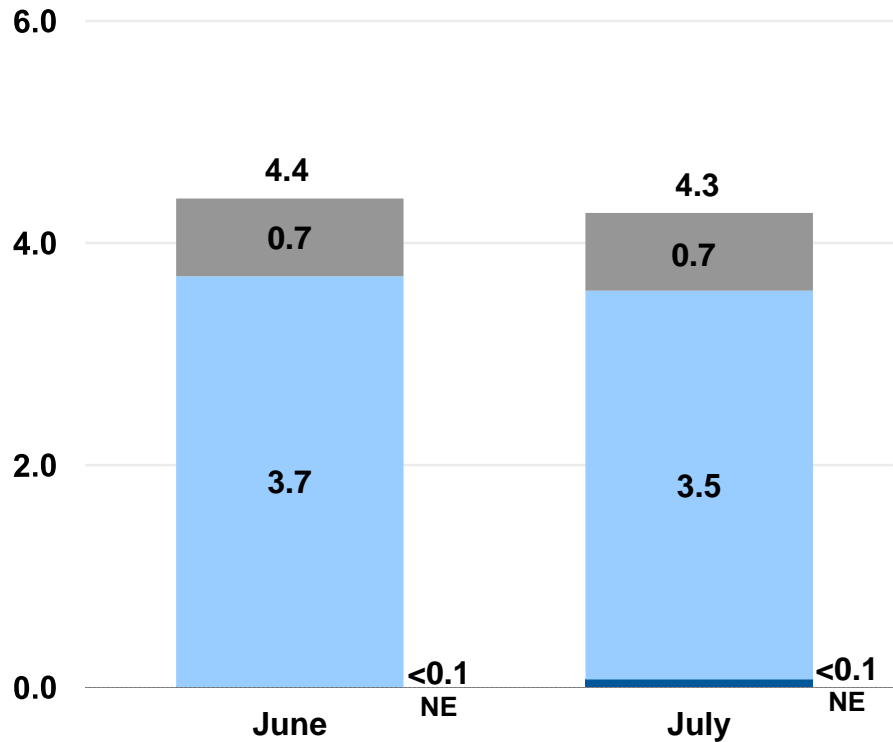
Source: Defense Finance and Accounting Service, Cost of War Monthly Report- Data as of July 31, 2016

Totals may not add due to rounding

FY 2016 Obligations for Contingency Operations Reported June to July 2016 FY 2016 Amounts Only

(Dollars in Billions)

	<u>June</u>	<u>July</u>	<u>Delta</u>
■ Iraq/Post Iraq ⁽¹⁾	\$0.7B	\$0.7B	\$<+0.1B
■ Afghanistan ⁽²⁾	\$3.7B	\$3.5B	\$-0.2B
■ Noble Eagle (NE)	\$<0.1B	\$<0.1B	\$<-0.1B
Total Cost	\$4.4B	\$4.3B	\$-0.1B



Major changes from June to July 2016 are:

Iraq \$+0.1B:

- \$<-0.0B in personnel and personnel support costs reflect steady obligation rates from June to July.
- \$+0.1B in operations costs reflect increases in operating tempo and facilities/base support.
- \$<+0.0B in investment costs reflect a slight increase in obligations from June to July.
- \$<-0.0B in coalition support costs reflect a slight decrease in obligations from June to July.

Afghanistan \$-0.2B:

- \$<+0.0B in personnel and personnel support costs reflect a slight increase in obligations from June to July.
- \$+0.3B in operations costs reflect increases in command, control, communications, computers and intelligence (C4I), second destination transportation and depot level maintenance.
- \$<-0.0B in investment costs reflect a slight decrease in obligations from June to July.
- \$-0.5B in coalition support costs reflect decreases in Afghanistan Security Forces Fund defense forces sustainment and interior forces sustainment.

(1) Obligation data includes OND/Post-OND Iraq Activities/OIR

(2) Obligations data includes OEF/OFS

Note: Obligation data does not include non-DoD classified programs.

Source: Defense Finance and Accounting Service, Cost of War Monthly Report

Data as of July 31, 2016

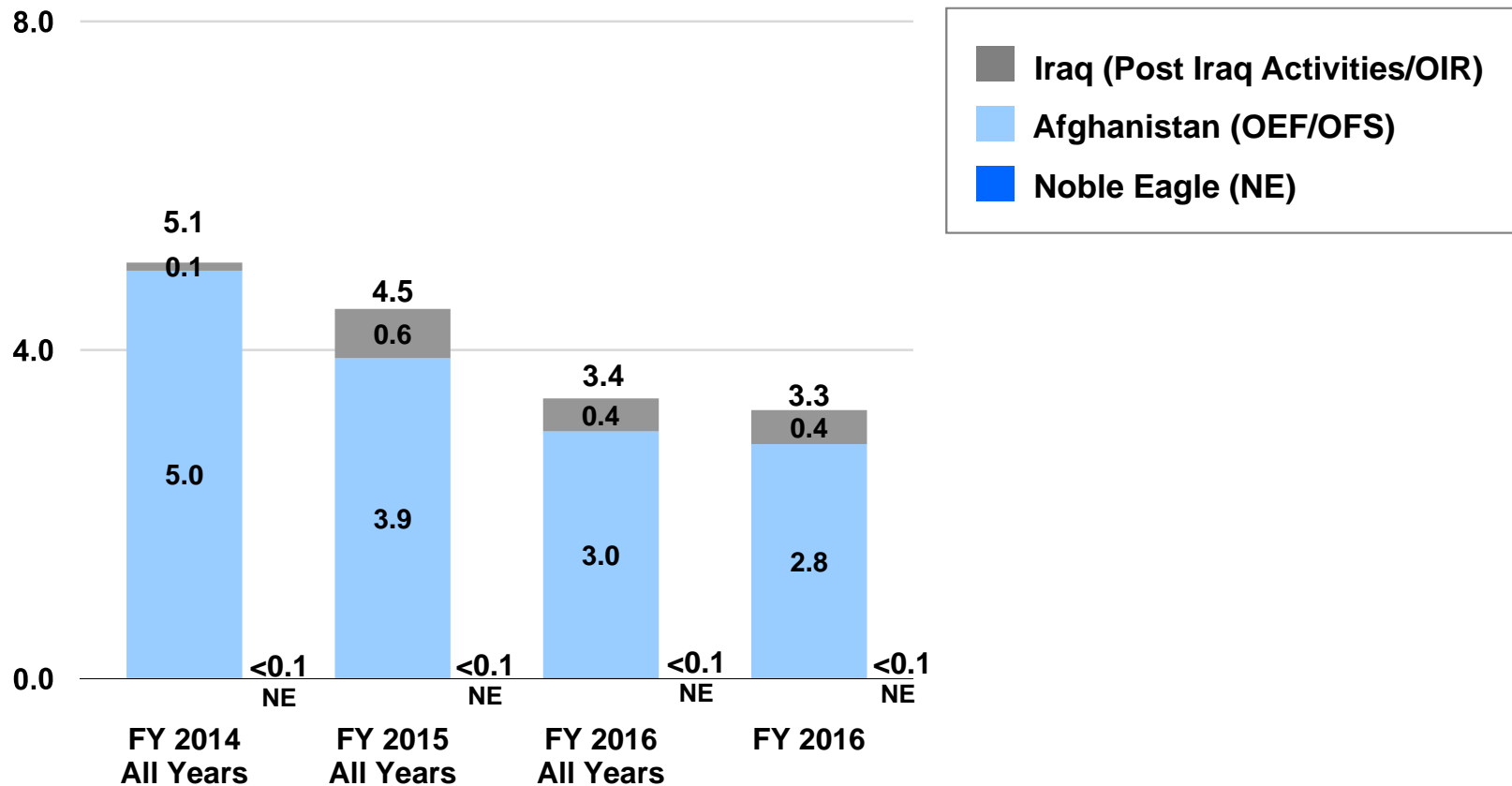
Totals may not add due to rounding

FY 2016 Obligations for Contingency Operations

Comparison of OIF/OND/Post-OND Iraq Activities/OIR OEF/OFS/ONE

“Average Monthly Spending”

(Dollars in Billions)



*Note: Obligation data does not include non-DoD classified programs.
Source: Defense Finance and Accounting Service, Cost of War Monthly Report
Data as of July 31, 2016*

Totals may not add due to rounding

Explanatory Footnotes for Slide 8

1/ FY 2001 includes \$3.5B of funds appropriated in the FY 2002 Supplemental (PL 107-117) as that is the year where the obligations were incurred. Authorization for the obligation of these funds was provided in the FY 2001 Supplemental (PL 107-38), which provided \$40B to OMB's Emergency Response Program for response to the 9/11 terrorist attacks on the United States

2/ FY 2003 reflects a rescission of \$3.5B of Iraq Freedom Funds enacted in the FY 2004 DoD Appropriations Act (PL 108-87)

3/ FY 2005 reflects \$25B appropriated in FY 2004 for FY 2005 war-related costs (Title IX Bridge) (PL 108-287); reflects \$3B appropriated in PLs 108-324, 109-61, and 109-62 for Hurricane Disaster Relief

4/ FY 2007 includes \$3B appropriated in GWOT Emergency Supplemental (PL 110-28) for BRAC

5/ FY 2008 includes \$16.8B appropriated for the Mine Resistant Ambush Protected Transfer Fund (PL 110-92 (\$5.2B)) and (PL 110-116 (\$11.6B)); also includes \$0.143B rescission enacted in the FY 2009 Supplemental but applicable to the FY 2008 OCO; does not reflect the \$3B rescission in PL 110-252 section 8003 applied to baseline programs

6/ FY 2009 does not reflect \$4.5B of rescissions enacted in the FY 2009 Supplemental that were applied to the Department's baseline programs; however, FY 2009 reflects \$0.1B of rescissions enacted in PL 113-6 (see note 10)

7/ FY 2010 reflects \$0.5B of rescissions enacted in the FY 2010 Supplemental, Education, Jobs, & Medicaid Assistance (PL 111-226), that were applied to the Department's FY 2010 OCO amounts; also, FY 2010 reflects \$0.6B of rescissions enacted in PL 112-74 (see note 9)

8/ FY 2011 reflects the FY 2011 Department of Defense and Full Year Continuing Appropriations Act (PL 112-10); also, FY 2011 reflects \$0.2B of rescissions enacted in PL 113-6 (see note 10) and \$0.1B of FY 2013 sequestered amount

9/ FY 2012 reflects the \$116B appropriated in the FY 2012 Consolidated Appropriations Act (PL 112-74) and does not reflect the \$0.6B of rescissions enacted in PL 112-74 that were applied to the Department's FY 2010 OCO programs; however, FY 2012 reflects \$1.7B of rescissions enacted in PL 113-6 (see note 10) and \$0.5B of FY 2013 sequestered amount

10/ FY 2013 reflects the Consolidated and Further Continuing Appropriations Act (PL 113-6) and does not reflect the \$0.1B, \$0.2B, and \$1.7B of rescissions enacted in PL 113-6 that were applied to the Department's FYs 2009, 2011, and 2012 OCO programs, respectively; however, FY 2013 reflects \$5.5B of FY 2013 sequestered amount

11/ FY 2014 reflects the Consolidated Appropriations Act (PL 113-76) and does not reflect the \$0.1B of rescissions enacted in PL 113-76 that were applied to the Department's FYs 2009 (\$0.05B) and 2013 (\$0.09B) in OCO programs, respectively

12/ FY 2015 reflects the Consolidated and Further Continuing Appropriations Act (PL 113-235) and does not reflect the \$1.2B of rescissions enacted in PL 113-235 that were applied to the Department's FYs 2014 (\$1.2B) and FY 2013 (\$0.007B) in OCO programs, respectively. Excludes Ebola emergency supplemental funds received in Title X for \$112 million

13/ FY 2016 reflects the Consolidated Appropriations Act, 2016 (PL 114-113) and does not reflect the \$0.4 of recessions enacted in PL 114-113 that were applied to FY 2015 Afghanistan Security Forces Fund

DEPARTMENT OF DEFENSE (DoD)
ESTIMATE OF COST OF WAR REPORT

As of July 31, 2016

Cost Estimate for Report

The cost to the Department of Defense to prepare and assemble this report is approximately \$181,000 for FY 2016.

Reference ID: 9-7F4BED9

**Cost of War Report
July 31, 2016**

Table of Contents

<u>Title of Report</u>	<u>Page</u>
Summary Cost of War Obligations by Component, Appropriation and Operation	1
Military Personnel Subsidiary Report	
Fiscal Years 2007 – 2016 All Appropriations (Cost Breakdown Structure)	13
Fiscal Year 2016 All Appropriations (Cost Breakdown Structure)	19
Operation and Maintenance Subsidiary Report	
Fiscal Years 2007- 2015 All Appropriations (Cost Breakdown Structure)	25
Fiscal Year 2016 All Appropriations (Cost Breakdown Structure)	45
FY 2016 Cost of War for FY 2016 Appropriations	61
FY 2016 Cost of War for FY 2015 Appropriations	65
FY 2016 Cost of War for FY 2014 Appropriations	73

**Summary Cost of War Obligations by Component, Appropriation and
Operation**

COST OF WAR
Summary Obligations by Component, Appropriation and Operation
Fiscal Year 2007 - 2016
(Amounts in Thousands)
As of July 31, 2016

Appropriation	Operation New Dawn (OND) / Post-OND Iraq Activities		Operation Enduring Freedom		Operation Freedom's Sentinel		Operation Noble Eagle		Operation Inherent Resolve		Summary	
	Obligations July 2016	Obligations Year To Date	Obligations July 2016	Obligations Year To Date	Obligations July 2016	Obligations Year To Date	Obligations July 2016	Obligations Year To Date	Obligations July 2016	Obligations Year To Date	Obligations July 2016	Obligations Year To Date
DoD Total	-74,058	-752,333	-752,028	-3,825,376	4,258,863	34,413,027	7,008	24,221	816,979	4,627,500	4,256,764	34,487,039
Military Personnel	6	125	0	-4,025	279,425	2,707,858	3,982	31,645	17,474	106,316	300,887	2,841,919
Operation and Maintenance	-63,297	1,039,336	-795,498	-5,084,429	3,762,730	25,049,024	3,026	-7,424	760,484	3,605,764	3,667,445	24,602,271
Afghanistan Security Forces Fund	0	0	-24,839	-1,037,721	75,714	4,282,391	0	0	0	0	50,875	3,244,670
Iraq Security Forces Fund	0	-5,431	0	0	0	0	0	0	0	0	0	-5,431
Pakistan Counterinsurgency Fund	0	0	0	-491	0	0	0	0	0	0	0	-491
Afghanistan Infrastructure Fund	0	0	939	-18,603	0	0	0	0	0	0	939	-18,603
Iraq Train and Equip Fund	0	0	0	0	0	0	0	0	34,888	740,621	34,888	740,621
Procurement	-10,479	-19,868	75,514	564,471	135,536	1,945,695	0	0	4,311	171,412	204,882	2,661,710
Joint Improvised Explosive Device Defeat Fund	-288	-1,765,874	-870	1,662,026	6,622	397,208	0	0	0	0	5,464	293,360
Research, Development, Test and Evaluation	0	-621	-688	100,612	-1,164	30,851	0	0	-178	3,387	-2,030	134,229
Revolving and Management Funds	0	0	4,199	7,294	0	0	0	0	0	0	4,199	7,294
Military Construction	0	0	-10,785	-14,510	0	0	0	0	0	0	-10,785	-14,510
Army Total	-148	-1,936,381	-30,536	534,164	1,873,306	17,662,548	4,940	60,973	237,466	1,825,027	2,085,028	18,146,331
Military Personnel	0	12	0	-4,029	179,177	1,593,911	3,082	23,592	11,552	77,870	193,811	1,691,356
Operation and Maintenance	140	-165,088	-2	-228,338	1,503,812	10,005,480	1,858	37,381	188,328	979,712	1,694,136	10,629,147
Afghanistan Security Forces Fund	0	0	-24,839	-1,037,721	75,714	4,282,391	0	0	0	0	50,875	3,244,670
Iraq Security Forces Fund	0	-5,431	0	0	0	0	0	0	0	0	0	-5,431
Pakistan Counterinsurgency Fund	0	0	0	-491	0	0	0	0	0	0	0	-491
Afghanistan Infrastructure Fund	0	0	939	-18,603	0	0	0	0	0	0	939	-18,603
Iraq Train and Equip Fund	0	0	0	0	0	0	0	0	34,888	740,621	34,888	740,621
Procurement	0	0	4,651	178,753	109,145	1,352,707	0	0	2,826	25,498	116,622	1,556,958
Joint Improvised Explosive Device Defeat Fund	-288	-1,765,874	-870	1,662,026	6,622	397,208	0	0	0	0	5,464	293,360
Research, Development, Test and Evaluation	0	0	0	0	-1,164	30,851	0	0	-128	1,326	-1,292	32,177
Military Construction	0	0	-10,415	-17,433	0	0	0	0	0	0	-10,415	-17,433
Navy/Marine Corps Total	5,322	8,066	59,581	-897,316	515,525	5,776,813	0	0	14,541	413,714	594,969	5,301,277
Navy Total	-790	-2,057	67,343	187,515	493,004	4,261,215	0	0	13,624	403,812	573,181	4,850,485
Military Personnel	0	0	0	0	30,049	293,094	0	0	0	0	30,049	293,094
Operation and Maintenance	0	0	0	0	456,300	3,804,404	0	0	13,806	346,754	470,106	4,151,158
Procurement	-790	-2,057	68,490	189,631	6,655	163,717	0	0	-132	54,997	74,223	406,288
Research, Development, Test and Evaluation	0	0	-777	-1,088	0	0	0	0	-50	2,061	-827	973
Military Construction	0	0	-370	-1,028	0	0	0	0	0	0	-370	-1,028
Marine Corps Total	6,112	10,123	-7,762	-1,084,831	22,521	1,515,598	0	0	917	9,902	21,788	450,792
Military Personnel	0	0	0	0	0	147,415	0	0	0	0	0	147,415
Operation and Maintenance	6,134	10,947	-6,874	-1,038,599	22,318	1,281,606	0	0	917	9,902	22,495	263,856
Procurement	-22	-824	-888	-46,232	203	86,577	0	0	0	0	-707	39,521
Air Force Total	-12,961	1,179,369	-705,467	-3,423,513	1,472,130	7,849,311	2,068	-36,913	389,132	1,796,005	1,144,902	7,364,259

COST OF WAR
Summary Obligations by Component, Appropriation and Operation
Fiscal Year 2007 - 2016
(Amounts in Thousands)
As of July 31, 2016

Appropriation	Operation New Dawn (OND) / Post-OND Iraq Activities		Operation Enduring Freedom		Operation Freedom's Sentinel		Operation Noble Eagle		Operation Inherent Resolve		Summary	
	Obligations July 2016	Obligations Year To Date	Obligations July 2016	Obligations Year To Date	Obligations July 2016	Obligations Year To Date	Obligations July 2016	Obligations Year To Date	Obligations July 2016	Obligations Year To Date	Obligations July 2016	Obligations Year To Date
Military Personnel	6	113	0	4	70,199	673,438	900	8,053	5,922	28,446	77,027	710,054
Operation and Maintenance	-3,300	1,195,700	-707,188	-3,621,396	1,382,398	6,937,842	1,168	-44,966	381,593	1,603,603	1,054,671	6,070,783
Procurement	-9,667	-16,444	1,632	91,591	19,533	238,031	0	0	1,617	163,956	13,115	477,134
Research, Development, Test and Evaluation	0	0	89	102,337	0	0	0	0	0	0	89	102,337
Military Construction	0	0	0	3,951	0	0	0	0	0	0	0	3,951
Defense Agencies Total	-66,271	-3,387	-75,606	-38,711	397,902	3,124,355	0	161	175,840	592,754	431,865	3,675,172
Operation and Maintenance	-66,271	-2,223	-81,434	-196,096	397,902	3,019,692	0	161	175,840	665,793	426,037	3,487,327
Procurement	0	-543	1,629	150,728	0	104,663	0	0	0	-73,039	1,629	181,809
Research, Development, Test and Evaluation	0	-621	0	-637	0	0	0	0	0	0	0	-1,258
Revolving and Management Funds	0	0	4,199	7,294	0	0	0	0	0	0	4,199	7,294

COST OF WAR
Obligations by Component, Appropriation and Operation
Fiscal Year 2007 - 2016
(Amounts in Thousands)
As of July 31, 2016

Appropriation	Operation New Dawn (OND) / Post-OND Iraq Activities		Operation Enduring Freedom		Operation Freedom's Sentinel		Operation Noble Eagle		Operation Inherent Resolve		Summary	
	Obligations July 2016	Obligations Year to Date	Obligations July 2016	Obligations Year to Date	Obligations July 2016	Obligations Year to Date	Obligations July 2016	Obligations Year to Date	Obligations July 2016	Obligations Year to Date	Obligations July 2016	Obligations Year to Date
DoD Total	-74,058	-752,333	-752,028	-3,825,376	4,258,863	34,413,027	7,008	24,221	816,979	4,627,500	4,256,764	34,487,039
Army Total	-148	-1,936,381	-30,536	534,164	1,873,306	17,662,548	4,940	60,973	237,466	1,825,027	2,085,028	18,146,331
Army Active	-148	-1,936,337	-30,536	542,091	1,852,059	17,495,183	4,940	60,973	237,461	1,824,943	2,063,776	17,986,853
21 2016/2016 2010 Military Personnel, Army	0	0	0	0	166,352	1,483,374	3,082	23,592	11,551	77,869	180,985	1,584,835
21 2011/2011 2020 Operation and Maintenance, Army	0	-157,503	0	-67,558	0	0	0	0	0	0	0	-225,061
21 2012/2012 2020 Operation and Maintenance, Army	0	-4,191	0	-148,541	0	0	0	0	0	0	0	-152,732
21 2013/2013 2020 Operation and Maintenance, Army	0	-87	0	-2,363	0	0	0	0	0	0	0	-2,450
21 2014/2014 2020 Operation and Maintenance, Army	0	-49	0	-561	0	0	0	0	0	0	0	-610
21 2015/2015 2020 Operation and Maintenance, Army	0	-3,854	-2	-5,417	0	0	0	0	0	0	-2	-9,271
21 2015/2016 2020 Operation and Maintenance, Army	0	0	0	0	0	95,053	0	0	0	0	0	95,053
21 2016/2016 2020 Operation and Maintenance, Army	140	652	0	0	1,495,390	9,853,599	1,858	37,381	188,324	979,629	1,685,712	10,871,261
21 2014/2016 2031 Aircraft Procurement, Army	0	0	1,398	105,575	0	0	0	0	0	0	1,398	105,575
21 2015/2017 2031 Aircraft Procurement, Army	0	0	0	0	10,758	395,761	0	0	0	0	10,758	395,761
21 2016/2018 2031 Aircraft Procurement, Army	0	0	0	0	2,092	66,977	0	0	0	0	2,092	66,977
21 2014/2016 2032 Missile Procurement, Army	0	0	-4	31,279	0	0	0	0	0	0	-4	31,279
21 2015/2017 2032 Missile Procurement, Army	0	0	0	0	0	0	0	0	62	12,909	62	12,909
21 2016/2018 2032 Missile Procurement, Army	0	0	0	0	0	0	0	0	2,764	2,764	2,764	2,764
21 2016/2018 2033 Procurement of Weapons & Tracked Vehicles	0	0	0	0	4,148	130,114	0	0	0	0	4,148	130,114
21 2014/2016 2034 Procurement of Ammunition, Army	0	0	46	2,385	0	0	0	0	0	0	46	2,385
21 2015/2017 2034 Procurement of Ammunition, Army	0	0	0	0	26	12,740	0	0	0	0	26	12,740
21 2016/2018 2034 Procurement of Ammunition, Army	0	0	0	0	77,330	144,492	0	0	0	0	77,330	144,492
21 2014/2016 2035 Other Procurement, Army	0	0	3,211	39,514	0	0	0	0	0	0	3,211	39,514
21 2015/2017 2035 Other Procurement, Army	0	0	0	0	753	90,003	0	0	0	1,365	753	91,368
21 2016/2018 2035 Other Procurement, Army	0	0	0	0	14,038	512,620	0	0	0	8,460	14,038	521,080
21 2015/2016 2040 Research, Development, Test, and Eval, Army	0	0	0	0	-1,164	30,851	0	0	0	0	-1,164	30,851
21 2016/2017 2040 Research, Development, Test, and Eval, Army	0	0	0	0	0	0	0	0	-128	1,326	-128	1,326
21 2010/2012 2050 Military Construction, Army	0	0	-10,424	-3,591	0	0	0	0	0	0	-10,424	-3,591
21 2011/2013 2050 Military Construction, Army	0	0	9	-15,783	0	0	0	0	0	0	9	-15,783
21 2012/2012 2050 Military Construction, Army	0	0	0	1,941	0	0	0	0	0	0	0	1,941
21 2010/2011 2091 Afghanistan Security Forces Fund, Army	0	0	11	-106,400	0	0	0	0	0	0	11	-106,400
21 2011/2012 2091 Afghanistan Security Forces Fund, Army	0	0	-16,000	-32,315	0	0	0	0	0	0	-16,000	-32,315
21 2012/2013 2091 Afghanistan Security Forces Fund, Army	0	0	-8,850	-15,677	0	0	0	0	0	0	-8,850	-15,677
21 2013/2014 2091 Afghanistan Security Forces Fund, Army	0	0	0	3,694	0	0	0	0	0	0	0	3,694

COST OF WAR
Obligations by Component, Appropriation and Operation
Fiscal Year 2007 - 2016
(Amounts in Thousands)
As of July 31, 2016

Appropriation	Operation New Dawn (OND) / Post-OND Iraq Activities		Operation Enduring Freedom		Operation Freedom's Sentinel		Operation Noble Eagle		Operation Inherent Resolve		Summary	
	Obligations July 2016	Obligations Year to Date	Obligations July 2016	Obligations Year to Date	Obligations July 2016	Obligations Year to Date	Obligations July 2016	Obligations Year to Date	Obligations July 2016	Obligations Year to Date	Obligations July 2016	Obligations Year to Date
21 2014/2015 2091 Afghanistan Security Forces Fund, Army	0	0	0	-887,023	15	881,407	0	0	0	0	15	-5,616
21 2015/2016 2091 Afghanistan Security Forces Fund, Army	0	0	0	0	-51,521	1,282,894	0	0	0	0	-51,521	1,282,894
21 2016/2017 2091 Afghanistan Security Forces Fund, Army	0	0	0	0	127,220	2,118,090	0	0	0	0	127,220	2,118,090
21 2010/2011 2092 Iraq Security Forces Fund, Army	0	-5,039	0	0	0	0	0	0	0	0	0	-5,039
21 2011/2012 2092 Iraq Security Forces Fund, Army	0	-392	0	0	0	0	0	0	0	0	0	-392
21 2009/2011 2093 Joint Improvised Explosive Device Defeat Fund	-3	-30,506	-1	31,249	0	0	0	0	0	0	-4	743
21 2010/2012 2093 Joint Improvised Explosive Device Defeat Fund	0	1,977	0	-1,958	0	0	0	0	0	0	0	19
21 2011/2013 2093 Joint Improvised Explosive Device Defeat Fund	-285	-384	-285	-384	0	0	0	0	0	0	-570	-768
21 2012/2014 2093 Joint Improvised Explosive Device Defeat Fund	0	-1,177,187	-1,847	1,174,379	0	0	0	0	0	0	-1,847	-2,808
21 2013/2015 2093 Joint Improvised Explosive Device Defeat Fund	0	-559,774	0	559,434	0	0	0	0	0	0	0	-340
21 2014/2016 2093 Joint Improvised Explosive Device Defeat Fund	0	0	1,263	12,254	0	0	0	0	0	0	1,263	12,254
21 2015/2017 2093 Joint Improvised Explosive Device Defeat Fund	0	0	0	-112,948	2,855	157,742	0	0	0	0	2,855	44,794
21 2016/2018 2093 Joint Improvised Explosive Device Defeat Fund	0	0	0	0	3,767	239,466	0	0	0	0	3,767	239,466
21 2009/2011 2095 Pakistan Counterinsurgency Fund, Army	0	0	0	-491	0	0	0	0	0	0	0	-491
21 2011/2012 2096 Afghanistan Infrastructure Fund, Army	0	0	0	-12,169	0	0	0	0	0	0	0	-12,169
21 2012/2013 2096 Afghanistan Infrastructure Fund, Army	0	0	939	1,428	0	0	0	0	0	0	939	1,428
21 2013/2014 2096 Afghanistan Infrastructure Fund, Army	0	0	0	-2,867	0	0	0	0	0	0	0	-2,867
21 2014/2015 2096 Afghanistan Infrastructure Fund, Army	0	0	0	-4,995	0	0	0	0	0	0	0	-4,995
21 2015/2016 2097 Iraq Train and Equip Fund	0	0	0	0	0	0	0	0	8,914	485,059	8,914	485,059
21 2016/2017 2097 Iraq Train and Equip Fund	0	0	0	0	0	0	0	0	25,974	255,562	25,974	255,562
Army Reserve	0	3	0	-524	1,917	35,461	0	0	5	84	1,922	35,024
21 2011/2011 2070 Reserve Personnel, Army	0	5	0	0	0	0	0	0	0	0	0	5
21 2012/2012 2070 Reserve Personnel, Army	0	0	0	17	0	0	0	0	0	0	0	17
21 2013/2013 2070 Reserve Personnel, Army	0	0	0	2	0	0	0	0	0	0	0	2
21 2014/2014 2070 Reserve Personnel, Army	0	0	0	-79	0	0	0	0	0	0	0	-79
21 2015/2015 2070 Reserve Personnel, Army	0	0	0	-444	0	0	0	0	0	0	0	-444
21 2016/2016 2070 Reserve Personnel, Army	0	0	0	0	1,112	14,597	0	1	1	1,113	14,598	14,598
21 2011/2011 2080 Operation and Maintenance, Army Reserve	0	-2	0	-20	0	0	0	0	0	0	0	-22
21 2016/2016 2080 Operation and Maintenance, Army Reserve	0	0	0	0	805	20,864	0	0	4	83	809	20,947
Army National Guard	0	-47	0	-7,403	19,330	131,904	0	0	0	0	19,330	124,454
21 2011/2011 2060 National Guard Personnel, Army	0	-2	0	-50	0	0	0	0	0	0	0	-52
21 2012/2012 2060 National Guard Personnel, Army	0	-2	0	-14	0	0	0	0	0	0	0	-16
21 2013/2013 2060 National Guard Personnel, Army	0	0	0	111	0	0	0	0	0	0	0	111

COST OF WAR
Obligations by Component, Appropriation and Operation
Fiscal Year 2007 - 2016
(Amounts in Thousands)
As of July 31, 2016

Appropriation	Operation New Dawn (OND) / Post-OND Iraq Activities		Operation Enduring Freedom		Operation Freedom's Sentinel		Operation Noble Eagle		Operation Inherent Resolve		Summary	
	Obligations July 2016	Obligations Year to Date	Obligations July 2016	Obligations Year to Date	Obligations July 2016	Obligations Year to Date	Obligations July 2016	Obligations Year to Date	Obligations July 2016	Obligations Year to Date	Obligations July 2016	Obligations Year to Date
21 2014/2014 2060 National Guard Personnel, Army	0	11	0	2	0	0	0	0	0	0	0	13
21 2015/2015 2060 National Guard Personnel, Army	0	0	0	-3,574	0	0	0	0	0	0	0	-3,574
21 2016/2016 2060 National Guard Personnel, Army	0	0	0	0	11,713	95,940	0	0	0	0	11,713	95,940
21 2011/2011 2065 Operation and Maintenance, Army Natl Guard	0	-54	0	-3,455	0	0	0	0	0	0	0	-3,509
21 2012/2012 2065 Operation and Maintenance, Army Natl Guard	0	0	0	-15	0	0	0	0	0	0	0	-15
21 2013/2013 2065 Operation and Maintenance, Army Natl Guard	0	0	0	-2	0	0	0	0	0	0	0	-2
21 2014/2014 2065 Operation and Maintenance, Army Natl Guard	0	0	0	-143	0	0	0	0	0	0	0	-143
21 2015/2015 2065 Operation and Maintenance, Army Natl Guard	0	0	0	-263	0	0	0	0	0	0	0	-263
21 2016/2016 2065 Operation and Maintenance, Army Natl Guard	0	0	0	0	7,617	35,964	0	0	0	0	7,617	35,964
Navy/Marine Corps Total	5,322	8,066	59,581	-897,316	515,525	5,776,813	0	0	14,541	413,714	594,969	5,301,277
Navy Total	-790	-2,057	67,343	187,515	493,004	4,261,215	0	0	13,624	403,812	573,181	4,850,485
Navy Active	-790	-2,057	67,343	187,515	488,152	4,218,892	0	0	13,624	403,812	568,329	4,808,162
17 2016/2016 1453 Military Personnel, Navy	0	0	0	0	29,630	280,751	0	0	0	0	29,630	280,751
17 2016/2016 1804 Operation and Maintenance, Navy	0	0	0	0	451,867	3,774,424	0	0	13,806	346,754	465,673	4,121,178
17 2009/2011 1506 Aircraft Procurement, Navy	-732	-1,441	-102	-117	0	0	0	0	0	0	-834	-1,558
17 2010/2012 1506 Aircraft Procurement, Navy	0	-246	-18	-6,369	0	0	0	0	0	0	-18	-6,615
17 2011/2013 1506 Aircraft Procurement, Navy	0	88	-6	-681	0	0	0	0	0	0	-6	-593
17 2012/2014 1506 Aircraft Procurement, Navy	0	-53	0	-303	0	0	0	0	0	0	0	-356
17 2013/2015 1506 Aircraft Procurement, Navy	0	0	-2	-31	0	0	0	0	0	0	-2	-31
17 2014/2016 1506 Aircraft Procurement, Navy	0	0	1,598	13,481	0	0	0	0	0	0	1,598	13,481
17 2015/2017 1506 Aircraft Procurement, Navy	0	0	3,340	5,947	0	0	0	0	0	5,160	3,340	11,107
17 2016/2018 1506 Aircraft Procurement, Navy	0	0	0	0	4,462	57,924	0	0	0	42,247	4,462	100,171
17 2009/2011 1507 Weapons Procurement, Navy	0	-5	0	0	0	0	0	0	0	0	0	-5
17 2014/2016 1507 Weapons Procurement, Navy	0	0	0	1	0	0	0	0	0	0	0	1
17 2015/2017 1507 Weapons Procurement, Navy	0	0	-18	4,162	0	0	0	0	37	1,279	19	5,441
17 2010/2012 1508 Procurement of Ammunition, Navy and USMC	0	-1	0	0	0	0	0	0	0	0	0	-1
17 2011/2013 1508 Procurement of Ammunition, Navy and USMC	0	-6	0	-318	0	0	0	0	0	0	0	-324
17 2012/2014 1508 Procurement of Ammunition, Navy and USMC	0	0	0	-1	0	0	0	0	0	0	0	-1
17 2013/2015 1508 Procurement of Ammunition, Navy and USMC	0	0	0	-18	0	0	0	0	0	0	0	-18
17 2014/2016 1508 Procurement of Ammunition, Navy and USMC	0	0	18	23,796	0	0	0	0	0	0	18	23,796
17 2015/2017 1508 Procurement of Ammunition, Navy and USMC	0	0	180	9,734	0	0	0	0	0	0	180	9,734
17 2016/2018 1508 Procurement of Ammunition, Navy and USMC	0	0	0	0	2,107	105,707	0	0	0	2,508	2,107	108,215
17 2009/2011 1810 Other Procurement, Navy	-58	-118	0	-4	0	0	0	0	0	0	-58	-122

COST OF WAR
Obligations by Component, Appropriation and Operation
Fiscal Year 2007 - 2016
(Amounts in Thousands)
As of July 31, 2016

Appropriation	Operation New Dawn (OND) / Post-OND Iraq Activities		Operation Enduring Freedom		Operation Freedom's Sentinel		Operation Noble Eagle		Operation Inherent Resolve		Summary	
	Obligations July 2016	Obligations Year to Date	Obligations July 2016	Obligations Year to Date	Obligations July 2016	Obligations Year to Date	Obligations July 2016	Obligations Year to Date	Obligations July 2016	Obligations Year to Date	Obligations July 2016	Obligations Year to Date
17 2010/2012 1810 Other Procurement, Navy	0	-5	0	0	0	0	0	0	0	0	0	-5
17 2011/2013 1810 Other Procurement, Navy	0	-270	10	-5	0	0	0	0	0	0	10	-275
17 2013/2015 1810 Other Procurement, Navy	0	0	349	345	0	0	0	0	0	0	349	345
17 2014/2016 1810 Other Procurement, Navy	0	0	20,946	98,391	0	0	0	0	6	286	20,952	98,677
17 2015/2017 1810 Other Procurement, Navy	0	0	42,195	41,621	0	0	0	0	-175	3,517	42,020	45,138
17 2016/2018 1810 Other Procurement, Navy	0	0	0	0	86	86	0	0	0	0	86	86
17 2010/2011 1319 Research, Development, Test, and Eval, Navy	0	0	-145	-202	0	0	0	0	0	0	-145	-202
17 2011/2012 1319 Research, Development, Test, and Eval, Navy	0	0	-25	-83	0	0	0	0	0	0	-25	-83
17 2012/2013 1319 Research, Development, Test, and Eval, Navy	0	0	-607	-613	0	0	0	0	0	0	-607	-613
17 2013/2014 1319 Research, Development, Test, and Eval, Navy	0	0	0	-190	0	0	0	0	0	0	0	-190
17 2015/2016 1319 Research, Development, Test, and Eval, Navy	0	0	0	0	0	0	0	0	-50	2,061	-50	2,061
17 2012/2012 1205 Military Construction, Navy and Marine Corps	0	0	-23	-3,629	0	0	0	0	0	0	-23	-3,629
17 2013/2013 1205 Military Construction, Navy and Marine Corps	0	0	-347	2,601	0	0	0	0	0	0	-347	2,601
Navy Reserve	0	0	0	0	4,852	42,323	0	0	0	0	4,852	42,323
17 2016/2016 1405 Reserve Personnel, Navy	0	0	0	0	419	12,343	0	0	0	0	419	12,343
17 2016/2016 1806 Operation and Maintenance, Navy Reserve	0	0	0	0	4,433	29,980	0	0	0	0	4,433	29,980
Marine Corps Total	6,112	10,123	-7,762	-1,084,831	22,521	1,515,598	0	0	917	9,902	21,788	450,792
Marine Corps Active	6,112	10,123	-7,749	-1,078,848	22,443	1,507,648	0	0	917	9,902	21,723	448,825
17 2016/2016 1105 Military Personnel, Marine Corps	0	0	0	0	0	145,925	0	0	0	0	0	145,925
17 2011/2011 1106 Operation and Maintenance, Marine Corps	4	-300	-888	-22,759	0	0	0	0	0	0	-884	-23,059
17 2012/2012 1106 Operation and Maintenance, Marine Corps	0	-63	-336	-42,639	0	0	0	0	0	0	-336	-42,702
17 2013/2013 1106 Operation and Maintenance, Marine Corps	0	41	-6,719	-72,127	0	0	0	0	0	0	-6,719	-72,086
17 2014/2014 1106 Operation and Maintenance, Marine Corps	-272	-3,764	1,082	-2,318	0	0	0	0	0	0	810	-6,082
17 2015/2015 1106 Operation and Maintenance, Marine Corps	-1,942	-6,177	0	-892,773	-1,171	845,980	0	0	4,893	0	-3,113	-48,077
17 2016/2016 1106 Operation and Maintenance, Marine Corps	8,344	21,210	0	0	23,411	429,166	0	0	917	5,009	32,672	455,385
17 2009/2011 1109 Procurement, Marine Corps	-18	-87	-33	-162	0	0	0	0	0	0	-51	-249
17 2010/2012 1109 Procurement, Marine Corps	0	-693	0	-3,383	0	0	0	0	0	0	0	-4,076
17 2011/2013 1109 Procurement, Marine Corps	-4	-44	-320	-968	0	0	0	0	0	0	-324	-1,012
17 2012/2014 1109 Procurement, Marine Corps	0	0	-117	-3,245	0	0	0	0	0	0	-117	-3,245
17 2013/2015 1109 Procurement, Marine Corps	0	0	-18	-2,984	0	0	0	0	0	0	-18	-2,984
17 2014/2016 1109 Procurement, Marine Corps	0	0	-400	8,277	0	0	0	0	0	0	-400	8,277
17 2015/2017 1109 Procurement, Marine Corps	0	0	0	-43,767	0	44,838	0	0	0	0	0	1,071
17 2016/2018 1109 Procurement, Marine Corps	0	0	0	0	203	41,739	0	0	0	0	203	41,739

COST OF WAR
Obligations by Component, Appropriation and Operation
Fiscal Year 2007 - 2016
(Amounts in Thousands)
As of July 31, 2016

Appropriation	Operation New Dawn (OND) / Post-OND Iraq Activities		Operation Enduring Freedom		Operation Freedom's Sentinel		Operation Noble Eagle		Operation Inherent Resolve		Summary	
	Obligations July 2016	Obligations Year to Date	Obligations July 2016	Obligations Year to Date	Obligations July 2016	Obligations Year to Date	Obligations July 2016	Obligations Year to Date	Obligations July 2016	Obligations Year to Date	Obligations July 2016	Obligations Year to Date
Marine Corps Reserve	0	0	-13	-5,983	78	7,950	0	0	0	0	65	1,967
17 2016/2016 1108 Reserve Personnel, Marine Corps	0	0	0	0	0	1,490	0	0	0	0	0	1,490
17 2011/2011 1107 Operation and Maintenance, USMC Reserve	0	0	0	-36	0	0	0	0	0	0	0	-36
17 2012/2012 1107 Operation and Maintenance, USMC Reserve	0	0	-4	-2,436	0	0	0	0	0	0	-4	-2,436
17 2013/2013 1107 Operation and Maintenance, USMC Reserve	0	0	-9	683	0	0	0	0	0	0	-9	683
17 2014/2014 1107 Operation and Maintenance, USMC Reserve	0	0	0	-57	0	0	0	0	0	0	0	-57
17 2015/2015 1107 Operation and Maintenance, USMC Reserve	0	0	0	-4,137	0	4,078	0	0	0	0	0	-59
17 2016/2016 1107 Operation and Maintenance, USMC Reserve	0	0	0	0	78	2,382	0	0	0	0	78	2,382
Air Force Total	-12,961	1,179,369	-705,467	-3,423,513	1,472,130	7,849,311	2,068	-36,913	389,132	1,796,005	1,144,902	7,364,259
Air Force Active	-12,961	1,179,370	-705,469	-3,450,319	1,470,683	7,698,763	2,068	-36,913	389,132	1,796,005	1,143,453	7,186,906
57 2016/2016 3500 Military Personnel, Air Force	6	113	0	0	68,795	652,370	900	8,053	5,922	28,446	75,623	688,982
57 2011/2011 3400 Operation and Maintenance, Air Force	-4,573	1,580,026	-2,264	-1,760,750	0	0	-1	2,407	0	0	-6,838	-178,317
57 2012/2012 3400 Operation and Maintenance, Air Force	-5	-437,728	-1,072	368,600	0	0	1	0	0	0	-1,076	-69,128
57 2013/2013 3400 Operation and Maintenance, Air Force	-4	-2,484	-287	-62,943	0	0	0	-2	0	0	-291	-65,429
57 2014/2014 3400 Operation and Maintenance, Air Force	-3	-399	-2,842	-276,468	0	0	-58	134	0	-3,478	-2,903	-280,211
57 2015/2015 3400 Operation and Maintenance, Air Force	2,910	5,903	-700,725	-1,916,637	697,189	1,647,713	0	-55,067	-94	-17,127	-720	-335,215
57 2016/2016 3400 Operation and Maintenance, Air Force	-1,625	50,383	0	0	685,166	5,160,649	1,226	7,562	381,687	1,624,208	1,066,454	6,842,802
57 2009/2011 3010 Aircraft Procurement, Air Force	0	-5,548	0	0	0	0	0	0	0	0	0	-5,548
57 2010/2012 3010 Aircraft Procurement, Air Force	-9,667	-10,586	-8,519	-14,488	0	0	0	0	0	0	-18,186	-25,074
57 2011/2013 3010 Aircraft Procurement, Air Force	0	0	197	-7,378	0	0	0	0	0	0	197	-7,378
57 2012/2014 3010 Aircraft Procurement, Air Force	0	0	-200	-1,806	0	0	0	0	0	0	-200	-1,806
57 2013/2015 3010 Aircraft Procurement, Air Force	0	0	0	-245	0	0	0	0	0	0	0	-245
57 2014/2016 3010 Aircraft Procurement, Air Force	0	0	997	63,368	0	0	0	0	0	0	997	63,368
57 2015/2017 3010 Aircraft Procurement, Air Force	0	0	6,971	47,989	0	0	0	0	0	7,479	6,971	55,468
57 2016/2018 3010 Aircraft Procurement, Air Force	0	0	0	0	19,250	24,752	0	0	0	0	19,250	24,752
57 2010/2012 3020 Missile Procurement, Air Force	0	0	0	15	0	0	0	0	0	0	0	15
57 2014/2016 3020 Missile Procurement, Air Force	0	0	0	3,210	0	0	0	0	0	0	0	3,210
57 2015/2017 3020 Missile Procurement, Air Force	0	0	1,080	-21,870	0	0	0	0	1,920	103,644	3,000	81,774
57 2016/2018 3020 Missile Procurement, Air Force	0	0	0	0	0	0	0	-1	52	0	-1	52
57 2009/2011 3011 Procurement of Ammunition, Air Force	0	-283	0	0	0	0	0	0	0	0	0	-283
57 2010/2012 3011 Procurement of Ammunition, Air Force	0	0	0	-47,560	0	0	0	0	0	0	0	-47,560
57 2011/2013 3011 Procurement of Ammunition, Air Force	0	0	0	-773	0	0	0	0	0	0	0	-773
57 2012/2014 3011 Procurement of Ammunition, Air Force	0	0	0	-16	0	0	0	0	0	0	0	-16

COST OF WAR
Obligations by Component, Appropriation and Operation
Fiscal Year 2007 - 2016
(Amounts in Thousands)
As of July 31, 2016

Appropriation	Operation New Dawn (OND) / Post-OND Iraq Activities		Operation Enduring Freedom		Operation Freedom's Sentinel		Operation Noble Eagle		Operation Inherent Resolve		Summary	
	Obligations July 2016	Obligations Year to Date	Obligations July 2016	Obligations Year to Date	Obligations July 2016	Obligations Year to Date	Obligations July 2016	Obligations Year to Date	Obligations July 2016	Obligations Year to Date	Obligations July 2016	Obligations Year to Date
57 2013/2015 3011 Procurement of Ammunition, Air Force	0	0	0	-352	0	0	0	0	0	0	0	-352
57 2014/2016 3011 Procurement of Ammunition, Air Force	0	0	277	50,216	0	0	0	0	0	0	277	50,216
57 2015/2017 3011 Procurement of Ammunition, Air Force	0	0	-3	80,348	0	0	0	0	26,906	0	-3	107,254
57 2016/2018 3011 Procurement of Ammunition, Air Force	0	0	0	0	275	178,572	0	0	-302	22,051	-27	200,623
57 2009/2011 3080 Other Procurement, Air Force	0	-27	0	-159,764	0	0	0	0	0	0	0	-159,791
57 2010/2012 3080 Other Procurement, Air Force	0	0	0	-6,936	0	0	0	0	0	0	0	-6,936
57 2011/2013 3080 Other Procurement, Air Force	0	0	0	-251	0	0	0	0	0	0	0	-251
57 2012/2014 3080 Other Procurement, Air Force	0	0	0	-55	0	0	0	0	0	0	0	-55
57 2013/2015 3080 Other Procurement, Air Force	0	0	-4	-302	0	0	0	0	0	0	-4	-302
57 2014/2016 3080 Other Procurement, Air Force	0	0	-8	54,348	0	0	0	0	795	0	-8	55,143
57 2015/2017 3080 Other Procurement, Air Force	0	0	844	53,893	0	1,437	0	0	3,029	0	844	58,359
57 2016/2018 3080 Other Procurement, Air Force	0	0	0	0	8	33,270	0	0	0	0	8	33,270
57 2010/2011 3600 Research, Development, Test, and Evaluation, Air Force	0	0	-109	-841	0	0	0	0	0	0	-109	-841
57 2011/2012 3600 Research, Development, Test, and Evaluation, Air Force	0	0	220	-1,989	0	0	0	0	0	0	220	-1,989
57 2012/2013 3600 Research, Development, Test, and Evaluation, Air Force	0	0	0	-22	0	0	0	0	0	0	0	-22
57 2014/2015 3600 Research, Development, Test, and Evaluation, Air Force	0	0	-22	105,189	0	0	0	0	0	0	-22	105,189
57 2010/2012 3300 Military Construction, Air Force	0	0	0	2,706	0	0	0	0	0	0	0	2,706
57 2011/2013 3300 Military Construction, Air Force	0	0	0	1,245	0	0	0	0	0	0	0	1,245
Air Force Reserve	0	-1	2	25,731	636	140,976	0	0	0	0	638	166,706
57 2015/2015 3700 Reserve Personnel, Air Force	0	0	0	4	0	0	0	0	0	0	0	4
57 2016/2016 3700 Reserve Personnel, Air Force	0	0	0	0	1,006	16,281	0	0	0	0	1,006	16,281
57 2011/2011 3740 Operation and Maintenance, Air Force Reserve	0	-1	0	0	0	0	0	0	0	0	0	-1
57 2014/2014 3740 Operation and Maintenance, Air Force Reserve	0	0	2	25,727	0	0	0	0	0	0	2	25,727
57 2015/2015 3740 Operation and Maintenance, Air Force Reserve	0	0	0	0	0	73,562	0	0	0	0	0	73,562
57 2016/2016 3740 Operation and Maintenance, Air Force Reserve	0	0	0	0	-370	51,133	0	0	0	0	-370	51,133
Air Force National Guard	0	0	0	1,075	811	9,572	0	0	0	0	811	10,647
57 2016/2016 3850 National Guard Personnel, Air Force	0	0	0	0	398	4,787	0	0	0	0	398	4,787
57 2015/2015 3840 Operation and Maintenance, Air Natl Guard	0	0	0	1,075	0	16	0	0	0	0	0	1,091
57 2016/2016 3840 Operation and Maintenance, Air Natl Guard	0	0	0	0	413	4,769	0	0	0	0	413	4,769
Defense Agencies Total	-66,271	-3,387	-75,606	-38,711	397,902	3,124,355	0	161	175,840	592,754	431,865	3,675,172
DCAA Total	312	1,993	0	-866	913	8,000	0	0	0	0	1,225	9,127
97 2011/2011 0100 Operation and Maintenance, Defense-Wide	0	-1,683	0	-866	0	-51	0	0	0	0	0	-2,600
97 2016/2016 0100 Operation and Maintenance, Defense-Wide	312	3,676	0	0	913	8,051	0	0	0	0	1,225	11,727

COST OF WAR
Obligations by Component, Appropriation and Operation
Fiscal Year 2007 - 2016
(Amounts in Thousands)
As of July 31, 2016

Appropriation	Operation New Dawn (OND) / Post-OND Iraq Activities		Operation Enduring Freedom		Operation Freedom's Sentinel		Operation Noble Eagle		Operation Inherent Resolve		Summary	
	Obligations July 2016	Obligations Year to Date	Obligations July 2016	Obligations Year to Date	Obligations July 2016	Obligations Year to Date	Obligations July 2016	Obligations Year to Date	Obligations July 2016	Obligations Year to Date	Obligations July 2016	Obligations Year to Date
DCMA Total	0	1,099	-8,735	-9,833	9,587	11,373	0	0	0	0	852	2,639
97 2011/2011 0100 Operation and Maintenance, Defense-Wide	0	-21	0	20	0	0	0	0	0	0	0	-1
97 2012/2012 0100 Operation and Maintenance, Defense-Wide	0	15	0	-14	0	0	0	0	0	0	0	1
97 2013/2013 0100 Operation and Maintenance, Defense-Wide	0	-2	0	2	0	0	0	0	0	0	0	0
97 2014/2014 0100 Operation and Maintenance, Defense-Wide	0	1,107	0	-1,106	0	0	0	0	0	0	0	1
97 2015/2015 0100 Operation and Maintenance, Defense-Wide	0	0	-8,735	-8,735	8,735	8,735	0	0	0	0	0	0
97 2016/2016 0100 Operation and Maintenance, Defense-Wide	0	0	0	0	852	2,638	0	0	0	0	852	2,638
DHP Total	-99	-875	-1,930	-17,213	48,500	249,193	0	0	0	0	46,471	231,105
97 2011/2011 0130 Defense Health Program, O&M	-99	-813	-233	-1,905	0	0	0	0	0	0	-332	-2,718
97 2011/2012 0130 Defense Health Program, RDT&E	0	-62	0	0	0	0	0	0	0	0	0	-62
97 2012/2012 0130 Defense Health Program, O&M	0	0	-1,510	-2,724	0	0	0	0	0	0	-1,510	-2,724
97 2013/2013 0130 Defense Health Program, O&M	0	0	-99	-4,327	0	0	0	0	0	0	-99	-4,327
97 2014/2014 0130 Defense Health Program, O&M	0	0	-88	-8,257	0	0	0	0	0	0	-88	-8,257
97 2015/2015 0130 Defense Health Program, O&M	0	0	0	0	-173	-3,932	0	0	0	0	-173	-3,932
97 2016/2016 0130 Defense Health Program, O&M	0	0	0	0	48,673	253,125	0	0	0	0	48,673	253,125
DHRA Total	0	0	-41	-41	0	0	0	0	0	0	-41	-41
97 2013/2013 0100 Operation and Maintenance, Defense-Wide	0	0	-2	-2	0	0	0	0	0	0	-2	-2
97 2014/2014 0100 Operation and Maintenance, Defense-Wide	0	0	-49	-49	0	0	0	0	0	0	-49	-49
97 2015/2015 0100 Operation and Maintenance, Defense-Wide	0	0	10	10	0	0	0	0	0	0	10	10
DISA Total	0	0	-1,513	-2,426	0	83,732	0	0	0	0	-1,513	81,306
97 2013/2013 0100 Operation and Maintenance, Defense-Wide	0	0	-1,214	-1,625	0	0	0	0	0	0	-1,214	-1,625
97 2014/2014 0100 Operation and Maintenance, Defense-Wide	0	0	-113	-546	0	0	0	0	0	0	-113	-546
97 2015/2015 0100 Operation and Maintenance, Defense-Wide	0	0	-266	-485	0	0	0	0	0	0	-266	-485
97 2016/2016 0100 Operation and Maintenance, Defense-Wide	0	0	0	0	0	36,193	0	0	0	0	0	36,193
97 2015/2017 0300 Procurement, Defense-Wide	0	0	80	230	0	0	0	0	0	0	80	230
97 2016/2018 0300 Procurement, Defense-Wide	0	0	0	0	0	47,539	0	0	0	0	0	47,539
DLA Total	0	0	4,199	7,294	0	0	0	0	0	0	4,199	7,294
97 2012/XXXX 4930 Defense Working Capital Funds, Defense	0	0	0	9,482	0	0	0	0	0	0	0	9,482
97 2012/XXXX 4930 Defense Working Capital Funds, Defense (Army)	0	0	40	-36,819	0	0	0	0	0	0	40	-36,819
97 2013/XXXX 4930 Defense Working Capital Funds, Defense (Army)	0	0	-162	-494	0	0	0	0	0	0	-162	-494
97 2013/XXXX 4930 Defense Working Capital Funds, Defense	0	0	844	16,467	0	0	0	0	0	0	844	16,467
97 2014/XXXX 4930 Defense Working Capital Funds, Defense (Army)	0	0	55	-5,160	0	0	0	0	0	0	55	-5,160
97 2014/XXXX 4930 Defense Working Capital Funds, Defense	0	0	3,422	23,818	0	0	0	0	0	0	3,422	23,818

COST OF WAR
Obligations by Component, Appropriation and Operation
Fiscal Year 2007 - 2016
(Amounts in Thousands)
As of July 31, 2016

Appropriation	Operation New Dawn (OND) / Post-OND Iraq Activities		Operation Enduring Freedom		Operation Freedom's Sentinel		Operation Noble Eagle		Operation Inherent Resolve		Summary	
	Obligations July 2016	Obligations Year to Date	Obligations July 2016	Obligations Year to Date	Obligations July 2016	Obligations Year to Date	Obligations July 2016	Obligations Year to Date	Obligations July 2016	Obligations Year to Date	Obligations July 2016	Obligations Year to Date
DLSA Total	0	0	-66,507	-66,507	68,510	139,633	0	0	0	0	2,003	73,126
97 2015/2015 0100 Operation and Maintenance, Defense-Wide	0	0	-66,507	-66,507	66,507	69,712	0	0	0	0	0	3,205
97 2016/2016 0100 Operation and Maintenance, Defense-Wide	0	0	0	0	2,003	69,921	0	0	0	0	2,003	69,921
DMA Total	0	0	0	1,335	0	5,814	0	0	0	0	0	7,149
97 2013/2013 0100 Operation and Maintenance, Defense-Wide	0	0	0	318	0	0	0	0	0	0	0	318
97 2014/2014 0100 Operation and Maintenance, Defense-Wide	0	0	0	0	0	56	0	0	0	0	0	56
97 2015/2015 0100 Operation and Maintenance, Defense-Wide	0	0	0	1,017	0	0	0	0	0	0	0	1,017
97 2016/2016 0100 Operation and Maintenance, Defense-Wide	0	0	0	0	0	5,758	0	0	0	0	0	5,758
DODEA Total	-25	-1,599	0	-198	8,100	72,939	0	0	0	0	8,075	71,142
97 2011/2011 0100 Operation and Maintenance, Defense-Wide	-25	-3,736	0	0	0	0	0	0	0	0	-25	-3,736
97 2012/2012 0100 Operation and Maintenance, Defense-Wide	0	2,137	0	0	0	0	0	0	0	0	0	2,137
97 2013/2013 0100 Operation and Maintenance, Defense-Wide	0	0	0	-198	0	0	0	0	0	0	0	-198
97 2015/2015 0100 Operation and Maintenance, Defense-Wide	0	0	0	0	0	-4	0	0	0	0	0	-4
97 2016/2016 0100 Operation and Maintenance, Defense-Wide	0	0	0	0	8,100	72,943	0	0	0	0	8,100	72,943
DODIG Total	-1	-6	-1	4,398	190	1,939	0	0	1,087	10,478	1,275	16,809
97 2011/2011 0107 Office of the Inspector General, Defense	-1	-7	0	0	0	0	0	0	0	0	-1	-7
97 2012/2012 0107 Office of the Inspector General, Defense	0	0	0	3	0	0	0	0	0	0	0	3
97 2013/2013 0107 Office of the Inspector General, Defense	0	0	0	-34	0	0	0	0	0	0	0	-34
97 2014/2014 0107 Office of the Inspector General, Defense	0	0	0	-108	0	0	0	0	0	0	0	-108
97 2015/2015 0107 Office of the Inspector General, Defense	0	1	-1	4,537	0	148	0	0	1,757	0	-1	6,443
97 2016/2016 0107 Office of the Inspector General, Defense	0	0	0	0	190	1,791	0	0	1,087	8,721	1,277	10,512
DSCA Total	0	0	0	3,605	0	381,154	0	0	0	0	0	384,759
97 2011/XXXX 0100 Operation and Maintenance, Defense-Wide	0	0	0	2,672	0	0	0	0	0	0	0	2,672
97 2012/2012 0100 Operation and Maintenance, Defense-Wide	0	0	0	933	0	0	0	0	0	0	0	933
97 2015/2016 0100 Operation and Maintenance, Defense-Wide	0	0	0	0	0	236,904	0	0	0	0	0	236,904
97 2016/2016 0100 Operation and Maintenance, Defense-Wide	0	0	0	0	0	144,250	0	0	0	0	0	144,250
DTRA Total	0	0	0	0	2,099	86,738	0	0	0	0	2,099	86,738
97 2016/2016 0100 Operation and Maintenance, Defense-Wide	0	0	0	0	2,099	86,738	0	0	0	0	2,099	86,738
JCS Total	0	0	-5	-151	0	0	0	0	0	0	-5	-151
97 2011/2011 0100 Operation and Maintenance, Defense-Wide	0	0	0	-2	0	0	0	0	0	0	0	-2
97 2012/2012 0100 Operation and Maintenance, Defense-Wide	0	0	0	-146	0	0	0	0	0	0	0	-146
97 2013/2013 0100 Operation and Maintenance, Defense-Wide	0	0	-5	-3	0	0	0	0	0	0	-5	-3
OSD Total	0	0	0	-81,432	5,841	129,012	0	0	0	0	5,841	47,580

COST OF WAR
Obligations by Component, Appropriation and Operation
Fiscal Year 2007 - 2016
(Amounts in Thousands)
As of July 31, 2016

Appropriation	Operation New Dawn (OND) / Post-OND Iraq Activities		Operation Enduring Freedom		Operation Freedom's Sentinel		Operation Noble Eagle		Operation Inherent Resolve		Summary	
	Obligations July 2016	Obligations Year to Date	Obligations July 2016	Obligations Year to Date	Obligations July 2016	Obligations Year to Date	Obligations July 2016	Obligations Year to Date	Obligations July 2016	Obligations Year to Date	Obligations July 2016	Obligations Year to Date
97 2015/2015 0100 Operation and Maintenance, Defense-Wide	0	0	0	-81,432	0	76,488	0	0	0	0	0	-4,944
97 2016/2016 0100 Operation and Maintenance, Defense-Wide	0	0	0	0	5,841	52,524	0	0	0	0	5,841	52,524
Other Total	-66,458	-3,867	-1,778	-22,267	79,984	145,963	0	161	6,009	64,669	17,757	184,659
97 2010/2010 0100 Operation and Maintenance, Defense-Wide	0	-157	0	0	0	0	0	0	0	0	0	-157
97 2011/2011 0100 Operation and Maintenance, Defense-Wide	0	-706	-1,091	-17,946	0	0	0	161	0	0	-1,091	-18,491
97 2012/2012 0100 Operation and Maintenance, Defense-Wide	0	-394	-109	-1,717	0	0	0	0	0	0	-109	-2,111
97 2013/2013 0100 Operation and Maintenance, Defense-Wide	0	-139	-188	-1,393	0	0	0	0	0	0	-188	-1,532
97 2014/2014 0100 Operation and Maintenance, Defense-Wide	0	-1,503	-453	-627	0	0	0	0	0	0	-453	-2,130
97 2015/2015 0100 Operation and Maintenance, Defense-Wide	0	134	-46	-1,575	0	0	0	0	736	620	690	-821
97 2016/2016 0100 Operation and Maintenance, Defense-Wide	-66,458	0	0	0	79,984	144,463	0	0	5,273	64,049	18,799	208,512
97 2009/2011 0300 Procurement, Defense-Wide	0	0	0	-31	0	0	0	0	0	0	0	-31
97 2010/2012 0300 Procurement, Defense-Wide	0	-65	0	-24	0	0	0	0	0	0	0	-89
97 2011/2013 0300 Procurement, Defense-Wide	0	0	0	-17	0	0	0	0	0	0	0	-17
97 2012/2014 0300 Procurement, Defense-Wide	0	0	0	-1	0	0	0	0	0	0	0	-1
97 2013/2015 0300 Procurement, Defense-Wide	0	-343	0	-48	0	0	0	0	0	0	0	-391
97 2014/2016 0300 Procurement, Defense-Wide	0	-135	109	1,749	0	0	0	0	0	0	109	1,614
97 2016/2018 0300 Procurement, Defense-Wide	0	0	0	0	0	1,500	0	0	0	0	0	1,500
97 2009/2010 0400 Research, Development, Test, and Evaluation, Defense-Wide	0	-1	0	0	0	0	0	0	0	0	0	-1
97 2010/2011 0400 Research, Development, Test, and Evaluation, Defense-Wide	0	-413	0	-350	0	0	0	0	0	0	0	-763
97 2011/2012 0400 Research, Development, Test, and Evaluation, Defense-Wide	0	-66	0	-60	0	0	0	0	0	0	0	-126
97 2012/2013 0400 Research, Development, Test, and Evaluation, Defense-Wide	0	-79	0	-227	0	0	0	0	0	0	0	-306
SOCOM Total	0	-132	705	146,213	173,972	1,807,117	0	0	168,744	517,607	343,421	2,470,805
97 2010/2010 0100 Operation and Maintenance, Defense-Wide	0	0	0	-66	0	0	0	0	0	0	0	-66
97 2011/2011 0100 Operation and Maintenance, Defense-Wide	0	-113	-157	-1,296	0	0	0	0	0	0	-157	-1,409
97 2012/2012 0100 Operation and Maintenance, Defense-Wide	0	-72	-512	-1,785	0	0	0	0	0	0	-512	-1,857
97 2013/2013 0100 Operation and Maintenance, Defense-Wide	0	0	0	-1,318	0	0	0	0	0	0	0	-1,318
97 2014/2014 0100 Operation and Maintenance, Defense-Wide	0	0	-1	-978	0	0	0	0	0	0	-1	-978
97 2015/2015 0100 Operation and Maintenance, Defense-Wide	0	53	-65	2,786	0	0	0	0	0	0	-65	2,839
97 2016/2016 0100 Operation and Maintenance, Defense-Wide	0	0	0	0	173,972	1,751,493	0	0	168,744	590,646	342,716	2,342,139
97 2014/2016 0300 Procurement, Defense-Wide	0	0	-205	2,412	0	0	0	0	0	0	-205	2,412
97 2015/2017 0300 Procurement, Defense-Wide	0	0	1,645	146,458	0	0	0	0	0	-91,624	1,645	54,834
97 2016/2018 0300 Procurement, Defense-Wide	0	0	0	0	0	55,624	0	0	0	18,585	0	74,209
WHS Total	0	0	0	-622	206	1,748	0	0	0	0	206	1,126

COST OF WAR
Obligations by Component, Appropriation and Operation
Fiscal Year 2007 - 2016
(Amounts in Thousands)
As of July 31, 2016

Appropriation	Operation New Dawn (OND) / Post-OND Iraq Activities		Operation Enduring Freedom		Operation Freedom's Sentinel		Operation Noble Eagle		Operation Inherent Resolve		Summary	
	Obligations July 2016	Obligations Year to Date	Obligations July 2016	Obligations Year to Date	Obligations July 2016	Obligations Year to Date	Obligations July 2016	Obligations Year to Date	Obligations July 2016	Obligations Year to Date	Obligations July 2016	Obligations Year to Date
97 2015/2015 0100 Operation and Maintenance, Defense-Wide	0	0	0	-622	0	621	0	0	0	0	0	-1
97 2016/2016 0100 Operation and Maintenance, Defense-Wide	0	0	0	0	206	1,127	0	0	0	0	206	1,127

**Military Personnel Subsidiary Report
(Cost Breakdown Structure)**

COST OF WAR
Military Personnel (MILPERS) Summary Execution by Operation and Cost Breakdown Structure (CBS)
Fiscal Year 2007 - 2016
(Amounts in Thousands)
As of July 31, 2016

	Operation New Dawn (OND) / Post-OND Iraq Activities		Operation Enduring Freedom		Operation Freedom's Sentinel		Operation Noble Eagle		Operation Inherent Resolve		Summary	
	Obligations Year to Date	Disbursements Year to Date	Obligations Year to Date	Disbursements Year to Date	Obligations Year to Date	Disbursements Year to Date	Obligations Year to Date	Disbursements Year to Date	Obligations Year to Date	Disbursements Year to Date	Obligations Year to Date	Disbursements Year to Date
CBS Summary												
MILPERS CBS Summary Total	125	137	-4,025	12,404	2,707,858	2,599,924	31,645	31,645	106,316	106,316	2,841,919	2,750,426
1.0 Personnel Costs	125	137	-4,025	12,404	2,707,858	2,599,924	31,645	31,645	106,316	106,316	2,841,919	2,750,426
1.1.1 Reserve Components Called To Active Duty	98	98	0	0	1,954,648	1,917,581	31,088	31,088	75,449	75,449	2,061,283	2,024,216
1.1.2 Imminent Danger or Hostile Fire Pay	1	1	0	0	51,880	49,942	0	0	2,635	2,635	54,516	52,578
1.1.3 Family Separation Allowance	2	2	0	0	78,011	74,566	262	262	3,622	3,622	81,897	78,452
1.1.4 Hardship Duty Pay	1	1	0	0	35,125	34,027	295	295	2,196	2,196	37,617	36,519
1.1.5 Subsistence	9	9	0	0	269,988	268,685	0	0	17,812	17,812	287,809	286,506
1.1.6 Reserve Components Predeployment Training	12	24	-4,047	12,378	144,964	121,209	0	0	1	1	140,930	133,612
1.1.7 Other Military Personnel (Special Pay)	2	2	22	26	117,022	111,290	0	0	4,601	4,601	121,647	115,919
1.1.8 Active Component Overstrength	0	0	0	0	56,220	22,624	0	0	0	0	56,220	22,624
1.0 Personnel Sub-Total	125	137	-4,025	12,404	2,707,858	2,599,924	31,645	31,645	106,316	106,316	2,841,919	2,750,426

COST OF WAR
Military Personnel (MILPERS) Summary Execution by Operation, Component, and Cost Breakdown Structure (CBS)
Fiscal Year 2007 - 2016
(Amounts in Thousands)
As of July 31, 2016

Component	Operation New Dawn (OND) / Post-OND Iraq Activities		Operation Enduring Freedom		Operation Freedom's Sentinel		Operation Noble Eagle		Operation Inherent Resolve		Summary	
	Obligations Year To Date	Disbursements Year To Date	Obligations Year To Date	Disbursements Year To Date	Obligations Year To Date	Disbursements Year To Date	Obligations Year To Date	Disbursements Year To Date	Obligations Year To Date	Disbursements Year To Date	Obligations Year To Date	Disbursements Year To Date
Grand Total	125	137	-4,025	12,404	2,707,858	2,599,924	31,645	31,645	106,316	106,316	2,841,919	2,750,426
Army Total	12	24	-4,029	11,707	1,593,911	1,583,306	23,592	23,592	77,870	77,870	1,691,356	1,696,499
1.1.1 Reserve Components Called To Active Duty	0	0	0	0	1,164,922	1,164,922	23,169	23,169	61,197	61,197	1,249,288	1,249,288
1.1.2 Imminent Danger or Hostile Fire Pay	0	0	0	0	28,190	28,190	0	0	1,404	1,404	29,594	29,594
1.1.3 Family Separation Allowance	0	0	0	0	32,382	32,382	128	128	1,631	1,631	34,141	34,141
1.1.4 Hardship Duty Pay	0	0	0	0	15,679	15,679	295	295	823	823	16,797	16,797
1.1.5 Subsistence	0	0	0	0	166,578	166,578	0	0	10,405	10,405	176,983	176,983
1.1.6 Reserve Components Predeployment Training	12	24	-4,051	11,681	110,537	99,932	0	0	1	1	106,499	111,638
1.1.7 Other Military Personnel (Special Pay)	0	0	22	26	75,623	75,623	0	0	2,409	2,409	78,054	78,058
1.0 Personnel Sub-Total	12	24	-4,029	11,707	1,593,911	1,583,306	23,592	23,592	77,870	77,870	1,691,356	1,696,499
Navy/Marine Corps Total	0	0	0	0	440,509	356,991	0	0	0	0	440,509	356,991
Navy Total	0	0	0	0	293,094	288,506	0	0	0	0	293,094	288,506
1.1.1 Reserve Components Called To Active Duty	0	0	0	0	213,091	213,091	0	0	0	0	213,091	213,091
1.1.2 Imminent Danger or Hostile Fire Pay	0	0	0	0	5,919	5,919	0	0	0	0	5,919	5,919
1.1.3 Family Separation Allowance	0	0	0	0	19,051	19,051	0	0	0	0	19,051	19,051
1.1.4 Hardship Duty Pay	0	0	0	0	3,186	3,186	0	0	0	0	3,186	3,186
1.1.5 Subsistence	0	0	0	0	22,351	22,351	0	0	0	0	22,351	22,351
1.1.6 Reserve Components Predeployment Training	0	0	0	0	12,190	11,306	0	0	0	0	12,190	11,306
1.1.7 Other Military Personnel (Special Pay)	0	0	0	0	17,306	13,602	0	0	0	0	17,306	13,602
1.0 Personnel Sub-Total	0	0	0	0	293,094	288,506	0	0	0	0	293,094	288,506
Marine Corps Total	0	0	0	0	147,415	68,485	0	0	0	0	147,415	68,485
1.1.1 Reserve Components Called To Active Duty	0	0	0	0	73,148	36,213	0	0	0	0	73,148	36,213
1.1.2 Imminent Danger or Hostile Fire Pay	0	0	0	0	3,162	1,224	0	0	0	0	3,162	1,224
1.1.3 Family Separation Allowance	0	0	0	0	6,121	2,676	0	0	0	0	6,121	2,676
1.1.4 Hardship Duty Pay	0	0	0	0	2,081	983	0	0	0	0	2,081	983
1.1.5 Subsistence	0	0	0	0	2,564	1,261	0	0	0	0	2,564	1,261
1.1.6 Reserve Components Predeployment Training	0	0	0	0	1,467	2,880	0	0	0	0	1,467	2,880
1.1.7 Other Military Personnel (Special Pay)	0	0	0	0	2,652	624	0	0	0	0	2,652	624
1.1.8 Active Component Overstrength	0	0	0	0	56,220	22,624	0	0	0	0	56,220	22,624
1.0 Personnel Sub-Total	0	0	0	0	147,415	68,485	0	0	0	0	147,415	68,485
Air Force Total	113	113	4	697	673,438	659,627	8,053	8,053	28,446	28,446	710,054	696,936
1.1.1 Reserve Components Called To Active Duty	98	98	0	0	503,487	503,355	7,919	7,919	14,252	14,252	525,756	525,624
1.1.2 Imminent Danger or Hostile Fire Pay	1	1	0	0	14,609	14,609	0	0	1,231	1,231	15,841	15,841

COST OF WAR
Military Personnel (MILPERS) Summary Execution by Operation, Component, and Cost Breakdown Structure (CBS)
Fiscal Year 2007 - 2016
(Amounts in Thousands)
As of July 31, 2016

Component	Operation New Dawn (OND) / Post-OND Iraq Activities		Operation Enduring Freedom		Operation Freedom's Sentinel		Operation Noble Eagle		Operation Inherent Resolve		Summary	
	Obligations Year To Date	Disbursements Year To Date	Obligations Year To Date	Disbursements Year To Date	Obligations Year To Date	Disbursements Year To Date	Obligations Year To Date	Disbursements Year To Date	Obligations Year To Date	Disbursements Year To Date	Obligations Year To Date	Disbursements Year To Date
1.1.3 Family Separation Allowance	2	2	0	0	20,457	20,457	134	134	1,991	1,991	22,584	22,584
1.1.4 Hardship Duty Pay	1	1	0	0	14,179	14,179	0	0	1,373	1,373	15,553	15,553
1.1.5 Subsistence	9	9	0	0	78,495	78,495	0	0	7,407	7,407	85,911	85,911
1.1.6 Reserve Components Predeployment Training	0	0	4	697	20,770	7,091	0	0	0	0	20,774	7,788
1.1.7 Other Military Personnel (Special Pay)	2	2	0	0	21,441	21,441	0	0	2,192	2,192	23,635	23,635
1.0 Personnel Sub-Total	113	113	4	697	673,438	659,627	8,053	8,053	28,446	28,446	710,054	696,936

COST OF WAR
Military Personnel (MILPERS) Summary Execution by Operation, Component, Appropriation and Cost Breakdown Structure (CBS)
Fiscal Year 2007 - 2016
(Amounts in Thousands)
As of July 31, 2016

Component and Appropriation	Operation New Dawn (OND) / Post-OND Iraq Activities		Operation Enduring Freedom		Operation Freedom's Sentinel		Operation Noble Eagle		Operation Inherent Resolve		Summary	
	Obligations Year to Date	Disbursements Year to Date	Obligations Year to Date	Disbursements Year to Date	Obligations Year to Date	Disbursements Year to Date	Obligations Year to Date	Disbursements Year to Date	Obligations Year to Date	Disbursements Year to Date	Obligations Year to Date	Disbursements Year to Date
Grand Total	125	137	-4,025	12,404	2,707,858	2,599,924	31,645	31,645	106,316	106,316	2,841,919	2,750,426
Army Total	12	24	-4,029	11,707	1,593,911	1,583,306	23,592	23,592	77,870	77,870	1,691,356	1,696,499
Army Active Total	0	0	0	0	1,483,374	1,483,374	23,592	23,592	77,869	77,869	1,584,835	1,584,835
Military Personnel, Army												
1.1.1 Reserve Components Called To Active Duty	0	0	0	0	1,164,922	1,164,922	23,169	23,169	61,197	61,197	1,249,288	1,249,288
1.1.2 Imminent Danger or Hostile Fire Pay	0	0	0	0	28,190	28,190	0	0	1,404	1,404	29,594	29,594
1.1.3 Family Separation Allowance	0	0	0	0	32,382	32,382	128	128	1,631	1,631	34,141	34,141
1.1.4 Hardship Duty Pay	0	0	0	0	15,679	15,679	295	295	823	823	16,797	16,797
1.1.5 Subsistence	0	0	0	0	166,578	166,578	0	0	10,405	10,405	176,983	176,983
1.1.7 Other Military Personnel (Special Pay)	0	0	0	0	75,623	75,623	0	0	2,409	2,409	78,032	78,032
1.0 Personnel Sub-Total	0	0	0	0	1,483,374	1,483,374	23,592	23,592	77,869	77,869	1,584,835	1,584,835
Army Reserve Total	5	5	-504	1,198	14,597	13,510	0	0	1	1	14,099	14,714
Reserve Personnel, Army												
1.1.6 Reserve Components Predeployment Training	5	5	-504	1,198	14,597	13,510	0	0	1	1	14,099	14,714
1.0 Personnel Sub-Total	5	5	-504	1,198	14,597	13,510	0	0	1	1	14,099	14,714
Army National Guard Total	7	19	-3,525	10,509	95,940	86,422	0	0	0	0	92,422	96,950
National Guard Personnel, Army												
1.1.6 Reserve Components Predeployment Training	7	19	-3,547	10,483	95,940	86,422	0	0	0	0	92,400	96,924
1.1.7 Other Military Personnel (Special Pay)	0	0	22	26	0	0	0	0	0	0	22	26
1.0 Personnel Sub-Total	7	19	-3,525	10,509	95,940	86,422	0	0	0	0	92,422	96,950
Navy/Marine Corps Total	0	0	0	0	440,509	356,991	0	0	0	0	440,509	356,991
Navy Total	0	0	0	0	293,094	288,506	0	0	0	0	293,094	288,506
Navy Active Total	0	0	0	0	280,751	277,047	0	0	0	0	280,751	277,047
Military Personnel, Navy												
1.1.1 Reserve Components Called To Active Duty	0	0	0	0	213,091	213,091	0	0	0	0	213,091	213,091
1.1.2 Imminent Danger or Hostile Fire Pay	0	0	0	0	5,881	5,881	0	0	0	0	5,881	5,881
1.1.3 Family Separation Allowance	0	0	0	0	19,051	19,051	0	0	0	0	19,051	19,051
1.1.4 Hardship Duty Pay	0	0	0	0	3,120	3,120	0	0	0	0	3,120	3,120
1.1.5 Subsistence	0	0	0	0	22,351	22,351	0	0	0	0	22,351	22,351
1.1.7 Other Military Personnel (Special Pay)	0	0	0	0	17,257	13,553	0	0	0	0	17,257	13,553
1.0 Personnel Sub-Total	0	0	0	0	280,751	277,047	0	0	0	0	280,751	277,047
Navy Reserve Total	0	0	0	0	12,343	11,459	0	0	0	0	12,343	11,459
Reserve Personnel, Navy												

COST OF WAR
Military Personnel (MILPERS) Summary Execution by Operation, Component, Appropriation and Cost Breakdown Structure (CBS)
Fiscal Year 2007 - 2016
(Amounts in Thousands)
As of July 31, 2016

Component and Appropriation	Operation New Dawn (OND) / Post-OND Iraq Activities		Operation Enduring Freedom		Operation Freedom's Sentinel		Operation Noble Eagle		Operation Inherent Resolve		Summary	
	Obligations Year to Date	Disbursements Year to Date	Obligations Year to Date	Disbursements Year to Date	Obligations Year to Date	Disbursements Year to Date	Obligations Year to Date	Disbursements Year to Date	Obligations Year to Date	Disbursements Year to Date	Obligations Year to Date	Disbursements Year to Date
1.1.2 Imminent Danger or Hostile Fire Pay	0	0	0	0	38	38	0	0	0	0	38	38
1.1.4 Hardship Duty Pay	0	0	0	0	66	66	0	0	0	0	66	66
1.1.6 Reserve Components Predeployment Training	0	0	0	0	12,190	11,306	0	0	0	0	12,190	11,306
1.1.7 Other Military Personnel (Special Pay)	0	0	0	0	49	49	0	0	0	0	49	49
1.0 Personnel Sub-Total	0	0	0	0	12,343	11,459	0	0	0	0	12,343	11,459
Marine Corps Total	0	0	0	0	147,415	68,485	0	0	0	0	147,415	68,485
Marine Corps Active Total	0	0	0	0	145,925	65,548	0	0	0	0	145,925	65,548
Military Personnel, Marine Corps												
1.1.1 Reserve Components Called To Active Duty	0	0	0	0	73,148	36,213	0	0	0	0	73,148	36,213
1.1.2 Imminent Danger or Hostile Fire Pay	0	0	0	0	3,158	1,216	0	0	0	0	3,158	1,216
1.1.3 Family Separation Allowance	0	0	0	0	6,106	2,639	0	0	0	0	6,106	2,639
1.1.4 Hardship Duty Pay	0	0	0	0	2,077	971	0	0	0	0	2,077	971
1.1.5 Subsistence	0	0	0	0	2,564	1,261	0	0	0	0	2,564	1,261
1.1.7 Other Military Personnel (Special Pay)	0	0	0	0	2,652	624	0	0	0	0	2,652	624
1.1.8 Active Component Overstrength	0	0	0	0	56,220	22,624	0	0	0	0	56,220	22,624
1.0 Personnel Sub-Total	0	0	0	0	145,925	65,548	0	0	0	0	145,925	65,548
Marine Corps Reserve Total	0	0	0	0	1,490	2,937	0	0	0	0	1,490	2,937
Reserve Personnel, Marine Corps												
1.1.2 Imminent Danger or Hostile Fire Pay	0	0	0	0	4	8	0	0	0	0	4	8
1.1.3 Family Separation Allowance	0	0	0	0	15	37	0	0	0	0	15	37
1.1.4 Hardship Duty Pay	0	0	0	0	4	12	0	0	0	0	4	12
1.1.6 Reserve Components Predeployment Training	0	0	0	0	1,467	2,880	0	0	0	0	1,467	2,880
1.0 Personnel Sub-Total	0	0	0	0	1,490	2,937	0	0	0	0	1,490	2,937
Air Force Total	113	113	4	697	673,438	659,627	8,053	8,053	28,446	28,446	710,054	696,936
Air Force Active Total	113	113	0	0	652,370	652,370	8,053	8,053	28,446	28,446	688,982	688,982
Military Personnel, Air Force												
1.1.1 Reserve Components Called To Active Duty	98	98	0	0	503,189	503,189	7,919	7,919	14,252	14,252	525,458	525,458
1.1.2 Imminent Danger or Hostile Fire Pay	1	1	0	0	14,609	14,609	0	0	1,231	1,231	15,841	15,841
1.1.3 Family Separation Allowance	2	2	0	0	20,457	20,457	134	134	1,991	1,991	22,584	22,584
1.1.4 Hardship Duty Pay	1	1	0	0	14,179	14,179	0	0	1,373	1,373	15,553	15,553
1.1.5 Subsistence	9	9	0	0	78,495	78,495	0	0	7,407	7,407	85,911	85,911
1.1.7 Other Military Personnel (Special Pay)	2	2	0	0	21,441	21,441	0	0	2,192	2,192	23,635	23,635
1.0 Personnel Sub-Total	113	113	0	0	652,370	652,370	8,053	8,053	28,446	28,446	688,982	688,982

COST OF WAR
Military Personnel (MILPERS) Summary Execution by Operation, Component, Appropriation and Cost Breakdown Structure (CBS)
Fiscal Year 2007 - 2016
(Amounts in Thousands)
As of July 31, 2016

Component and Appropriation	Operation New Dawn (OND) / Post-OND Iraq Activities		Operation Enduring Freedom		Operation Freedom's Sentinel		Operation Noble Eagle		Operation Inherent Resolve		Summary	
	Obligations Year to Date	Disbursements Year to Date	Obligations Year to Date	Disbursements Year to Date	Obligations Year to Date	Disbursements Year to Date	Obligations Year to Date	Disbursements Year to Date	Obligations Year to Date	Disbursements Year to Date	Obligations Year to Date	Disbursements Year to Date
Air Force Reserve Total	0	0	4	697	16,281	3,342	0	0	0	0	16,285	4,039
Reserve Personnel, Air Force												
1.1.6 Reserve Components Predeployment Training	0	0	4	697	16,281	3,342	0	0	0	0	16,285	4,039
1.0 Personnel Sub-Total	0	0	4	697	16,281	3,342	0	0	0	0	16,285	4,039
Air Force National Guard Total	0	0	0	0	4,787	3,915	0	0	0	0	4,787	3,915
National Guard Personnel, Air Force												
1.1.1 Reserve Components Called To Active Duty	0	0	0	0	298	166	0	0	0	0	298	166
1.1.6 Reserve Components Predeployment Training	0	0	0	0	4,489	3,749	0	0	0	0	4,489	3,749
1.0 Personnel Sub-Total	0	0	0	0	4,787	3,915	0	0	0	0	4,787	3,915

COST OF WAR
Military Personnel (MILPERS) Summary Execution by Operation and Cost Breakdown Structure (CBS)
Beginning Fiscal Year - 2016
(Amounts in Thousands)
As of July 31, 2016

	Operation New Dawn (OND) / Post-OND Iraq Activities		Operation Enduring Freedom		Operation Freedom's Sentinel		Operation Noble Eagle		Operation Inherent Resolve		Summary	
	Obligations Year to Date	Disbursements Year to Date	Obligations Year to Date	Disbursements Year to Date	Obligations Year to Date	Disbursements Year to Date	Obligations Year to Date	Disbursements Year to Date	Obligations Year to Date	Disbursements Year to Date	Obligations Year to Date	Disbursements Year to Date
CBS Summary												
MILPERS CBS Summary Total	113	113	0	0	2,707,858	2,599,924	31,645	31,645	106,316	106,316	2,845,932	2,737,998
1.0 Personnel Costs	113	113	0	0	2,707,858	2,599,924	31,645	31,645	106,316	106,316	2,845,932	2,737,998
1.1.1 Reserve Components Called To Active Duty	98	98	0	0	1,954,648	1,917,581	31,088	31,088	75,449	75,449	2,061,283	2,024,216
1.1.2 Imminent Danger or Hostile Fire Pay	1	1	0	0	51,880	49,942	0	0	2,635	2,635	54,516	52,578
1.1.3 Family Separation Allowance	2	2	0	0	78,011	74,566	262	262	3,622	3,622	81,897	78,452
1.1.4 Hardship Duty Pay	1	1	0	0	35,125	34,027	295	295	2,196	2,196	37,617	36,519
1.1.5 Subsistence	9	9	0	0	269,988	268,685	0	0	17,812	17,812	287,809	286,506
1.1.6 Reserve Components Predeployment Training	0	0	0	0	144,964	121,209	0	0	1	1	144,965	121,210
1.1.7 Other Military Personnel (Special Pay)	2	2	0	0	117,022	111,290	0	0	4,601	4,601	121,625	115,893
1.1.8 Active Component Overstrength	0	0	0	0	56,220	22,624	0	0	0	0	56,220	22,624
1.0 Personnel Sub-Total	113	113	0	0	2,707,858	2,599,924	31,645	31,645	106,316	106,316	2,845,932	2,737,998

COST OF WAR
Military Personnel (MILPERS) Summary Execution by Operation, Component, and Cost Breakdown Structure (CBS)
Beginning Fiscal Year - 2016
(Amounts in Thousands)
As of July 31, 2016

Component	Operation New Dawn (OND) / Post-OND Iraq Activities		Operation Enduring Freedom		Operation Freedom's Sentinel		Operation Noble Eagle		Operation Inherent Resolve		Summary	
	Obligations Year To Date	Disbursements Year To Date	Obligations Year To Date	Disbursements Year To Date	Obligations Year To Date	Disbursements Year To Date	Obligations Year To Date	Disbursements Year To Date	Obligations Year To Date	Disbursements Year To Date	Obligations Year To Date	Disbursements Year To Date
Grand Total	113	113	0	0	2,707,858	2,599,924	31,645	31,645	106,316	106,316	2,845,932	2,737,998
Army Total	0	0	0	0	1,593,911	1,583,306	23,592	23,592	77,870	77,870	1,695,373	1,684,768
1.1.1 Reserve Components Called To Active Duty	0	0	0	0	1,164,922	1,164,922	23,169	23,169	61,197	61,197	1,249,288	1,249,288
1.1.2 Imminent Danger or Hostile Fire Pay	0	0	0	0	28,190	28,190	0	0	1,404	1,404	29,594	29,594
1.1.3 Family Separation Allowance	0	0	0	0	32,382	32,382	128	128	1,631	1,631	34,141	34,141
1.1.4 Hardship Duty Pay	0	0	0	0	15,679	15,679	295	295	823	823	16,797	16,797
1.1.5 Subsistence	0	0	0	0	166,578	166,578	0	0	10,405	10,405	176,983	176,983
1.1.6 Reserve Components Predeployment Training	0	0	0	0	110,537	99,932	0	0	1	1	110,538	99,933
1.1.7 Other Military Personnel (Special Pay)	0	0	0	0	75,623	75,623	0	0	2,409	2,409	78,032	78,032
1.0 Personnel Sub-Total	0	0	0	0	1,593,911	1,583,306	23,592	23,592	77,870	77,870	1,695,373	1,684,768
Navy/Marine Corps Total	0	0	0	0	440,509	356,991	0	0	0	0	440,509	356,991
Navy Total	0	0	0	0	293,094	288,506	0	0	0	0	293,094	288,506
1.1.1 Reserve Components Called To Active Duty	0	0	0	0	213,091	213,091	0	0	0	0	213,091	213,091
1.1.2 Imminent Danger or Hostile Fire Pay	0	0	0	0	5,919	5,919	0	0	0	0	5,919	5,919
1.1.3 Family Separation Allowance	0	0	0	0	19,051	19,051	0	0	0	0	19,051	19,051
1.1.4 Hardship Duty Pay	0	0	0	0	3,186	3,186	0	0	0	0	3,186	3,186
1.1.5 Subsistence	0	0	0	0	22,351	22,351	0	0	0	0	22,351	22,351
1.1.6 Reserve Components Predeployment Training	0	0	0	0	12,190	11,306	0	0	0	0	12,190	11,306
1.1.7 Other Military Personnel (Special Pay)	0	0	0	0	17,306	13,602	0	0	0	0	17,306	13,602
1.0 Personnel Sub-Total	0	0	0	0	293,094	288,506	0	0	0	0	293,094	288,506
Marine Corps Total	0	0	0	0	147,415	68,485	0	0	0	0	147,415	68,485
1.1.1 Reserve Components Called To Active Duty	0	0	0	0	73,148	36,213	0	0	0	0	73,148	36,213
1.1.2 Imminent Danger or Hostile Fire Pay	0	0	0	0	3,162	1,224	0	0	0	0	3,162	1,224
1.1.3 Family Separation Allowance	0	0	0	0	6,121	2,676	0	0	0	0	6,121	2,676
1.1.4 Hardship Duty Pay	0	0	0	0	2,081	983	0	0	0	0	2,081	983
1.1.5 Subsistence	0	0	0	0	2,564	1,261	0	0	0	0	2,564	1,261
1.1.6 Reserve Components Predeployment Training	0	0	0	0	1,467	2,880	0	0	0	0	1,467	2,880
1.1.7 Other Military Personnel (Special Pay)	0	0	0	0	2,652	624	0	0	0	0	2,652	624
1.1.8 Active Component Overstrength	0	0	0	0	56,220	22,624	0	0	0	0	56,220	22,624
1.0 Personnel Sub-Total	0	0	0	0	147,415	68,485	0	0	0	0	147,415	68,485
Air Force Total	113	113	0	0	673,438	659,627	8,053	8,053	28,446	28,446	710,050	696,239
1.1.1 Reserve Components Called To Active Duty	98	98	0	0	503,487	503,355	7,919	7,919	14,252	14,252	525,756	525,624
1.1.2 Imminent Danger or Hostile Fire Pay	1	1	0	0	14,609	14,609	0	0	1,231	1,231	15,841	15,841

COST OF WAR
Military Personnel (MILPERS) Summary Execution by Operation, Component, and Cost Breakdown Structure (CBS)
Beginning Fiscal Year - 2016
(Amounts in Thousands)
As of July 31, 2016

Component	Operation New Dawn (OND) / Post-OND Iraq Activities		Operation Enduring Freedom		Operation Freedom's Sentinel		Operation Noble Eagle		Operation Inherent Resolve		Summary	
	Obligations Year To Date	Disbursements Year To Date	Obligations Year To Date	Disbursements Year To Date	Obligations Year To Date	Disbursements Year To Date	Obligations Year To Date	Disbursements Year To Date	Obligations Year To Date	Disbursements Year To Date	Obligations Year To Date	Disbursements Year To Date
1.1.3 Family Separation Allowance	2	2	0	0	20,457	20,457	134	134	1,991	1,991	22,584	22,584
1.1.4 Hardship Duty Pay	1	1	0	0	14,179	14,179	0	0	1,373	1,373	15,553	15,553
1.1.5 Subsistence	9	9	0	0	78,495	78,495	0	0	7,407	7,407	85,911	85,911
1.1.6 Reserve Components Predeployment Training	0	0	0	0	20,770	7,091	0	0	0	0	20,770	7,091
1.1.7 Other Military Personnel (Special Pay)	2	2	0	0	21,441	21,441	0	0	2,192	2,192	23,635	23,635
1.0 Personnel Sub-Total	113	113	0	0	673,438	659,627	8,053	8,053	28,446	28,446	710,050	696,239

COST OF WAR
Military Personnel (MILPERS) Summary Execution by Operation, Component, Appropriation and Cost Breakdown Structure (CBS)
Beginning Fiscal Year - 2016
(Amounts in Thousands)
As of July 31, 2016

Component and Appropriation	Operation New Dawn (OND) / Post-OND Iraq Activities		Operation Enduring Freedom		Operation Freedom's Sentinel		Operation Noble Eagle		Operation Inherent Resolve		Summary	
	Obligations Year to Date	Disbursements Year to Date	Obligations Year to Date	Disbursements Year to Date	Obligations Year to Date	Disbursements Year to Date	Obligations Year to Date	Disbursements Year to Date	Obligations Year to Date	Disbursements Year to Date	Obligations Year to Date	Disbursements Year to Date
Grand Total	113	113	0	0	2,707,858	2,599,924	31,645	31,645	106,316	106,316	2,845,932	2,737,998
Army Total	0	0	0	0	1,593,911	1,583,306	23,592	23,592	77,870	77,870	1,695,373	1,684,768
Army Active Total	0	0	0	0	1,483,374	1,483,374	23,592	23,592	77,869	77,869	1,584,835	1,584,835
Military Personnel, Army												
1.1.1 Reserve Components Called To Active Duty	0	0	0	0	1,164,922	1,164,922	23,169	23,169	61,197	61,197	1,249,288	1,249,288
1.1.2 Imminent Danger or Hostile Fire Pay	0	0	0	0	28,190	28,190	0	0	1,404	1,404	29,594	29,594
1.1.3 Family Separation Allowance	0	0	0	0	32,382	32,382	128	128	1,631	1,631	34,141	34,141
1.1.4 Hardship Duty Pay	0	0	0	0	15,679	15,679	295	295	823	823	16,797	16,797
1.1.5 Subsistence	0	0	0	0	166,578	166,578	0	0	10,405	10,405	176,983	176,983
1.1.7 Other Military Personnel (Special Pay)	0	0	0	0	75,623	75,623	0	0	2,409	2,409	78,032	78,032
1.0 Personnel Sub-Total	0	0	0	0	1,483,374	1,483,374	23,592	23,592	77,869	77,869	1,584,835	1,584,835
Army Reserve Total	0	0	0	0	14,597	13,510	0	0	1	1	14,598	13,511
Reserve Personnel, Army												
1.1.6 Reserve Components Predeployment Training	0	0	0	0	14,597	13,510	0	0	1	1	14,598	13,511
1.0 Personnel Sub-Total	0	0	0	0	14,597	13,510	0	0	1	1	14,598	13,511
Army National Guard Total	0	0	0	0	95,940	86,422	0	0	0	0	95,940	86,422
National Guard Personnel, Army												
1.1.6 Reserve Components Predeployment Training	0	0	0	0	95,940	86,422	0	0	0	0	95,940	86,422
1.0 Personnel Sub-Total	0	0	0	0	95,940	86,422	0	0	0	0	95,940	86,422
Navy/Marine Corps Total	0	0	0	0	440,509	356,991	0	0	0	0	440,509	356,991
Navy Total	0	0	0	0	293,094	288,506	0	0	0	0	293,094	288,506
Navy Active Total	0	0	0	0	280,751	277,047	0	0	0	0	280,751	277,047
Military Personnel, Navy												
1.1.1 Reserve Components Called To Active Duty	0	0	0	0	213,091	213,091	0	0	0	0	213,091	213,091
1.1.2 Imminent Danger or Hostile Fire Pay	0	0	0	0	5,881	5,881	0	0	0	0	5,881	5,881
1.1.3 Family Separation Allowance	0	0	0	0	19,051	19,051	0	0	0	0	19,051	19,051
1.1.4 Hardship Duty Pay	0	0	0	0	3,120	3,120	0	0	0	0	3,120	3,120
1.1.5 Subsistence	0	0	0	0	22,351	22,351	0	0	0	0	22,351	22,351
1.1.7 Other Military Personnel (Special Pay)	0	0	0	0	17,257	13,553	0	0	0	0	17,257	13,553
1.0 Personnel Sub-Total	0	0	0	0	280,751	277,047	0	0	0	0	280,751	277,047
Navy Reserve Total	0	0	0	0	12,343	11,459	0	0	0	0	12,343	11,459
Reserve Personnel, Navy												
1.1.2 Imminent Danger or Hostile Fire Pay	0	0	0	0	38	38	0	0	0	0	38	38

COST OF WAR
Military Personnel (MILPERS) Summary Execution by Operation, Component, Appropriation and Cost Breakdown Structure (CBS)
Beginning Fiscal Year - 2016
(Amounts in Thousands)
As of July 31, 2016

Component and Appropriation	Operation New Dawn (OND) / Post-OND Iraq Activities		Operation Enduring Freedom		Operation Freedom's Sentinel		Operation Noble Eagle		Operation Inherent Resolve		Summary	
	Obligations Year to Date	Disbursements Year to Date	Obligations Year to Date	Disbursements Year to Date	Obligations Year to Date	Disbursements Year to Date	Obligations Year to Date	Disbursements Year to Date	Obligations Year to Date	Disbursements Year to Date	Obligations Year to Date	Disbursements Year to Date
1.1.4 Hardship Duty Pay	0	0	0	0	66	66	0	0	0	0	66	66
1.1.6 Reserve Components Predeployment Training	0	0	0	0	12,190	11,306	0	0	0	0	12,190	11,306
1.1.7 Other Military Personnel (Special Pay)	0	0	0	0	49	49	0	0	0	0	49	49
1.0 Personnel Sub-Total	0	0	0	0	12,343	11,459	0	0	0	0	12,343	11,459
Marine Corps Total	0	0	0	0	147,415	68,485	0	0	0	0	147,415	68,485
Marine Corps Active Total	0	0	0	0	145,925	65,548	0	0	0	0	145,925	65,548
Military Personnel, Marine Corps												
1.1.1 Reserve Components Called To Active Duty	0	0	0	0	73,148	36,213	0	0	0	0	73,148	36,213
1.1.2 Imminent Danger or Hostile Fire Pay	0	0	0	0	3,158	1,216	0	0	0	0	3,158	1,216
1.1.3 Family Separation Allowance	0	0	0	0	6,106	2,639	0	0	0	0	6,106	2,639
1.1.4 Hardship Duty Pay	0	0	0	0	2,077	971	0	0	0	0	2,077	971
1.1.5 Subsistence	0	0	0	0	2,564	1,261	0	0	0	0	2,564	1,261
1.1.7 Other Military Personnel (Special Pay)	0	0	0	0	2,652	624	0	0	0	0	2,652	624
1.1.8 Active Component Overstrength	0	0	0	0	56,220	22,624	0	0	0	0	56,220	22,624
1.0 Personnel Sub-Total	0	0	0	0	145,925	65,548	0	0	0	0	145,925	65,548
Marine Corps Reserve Total	0	0	0	0	1,490	2,937	0	0	0	0	1,490	2,937
Reserve Personnel, Marine Corps												
1.1.2 Imminent Danger or Hostile Fire Pay	0	0	0	0	4	8	0	0	0	0	4	8
1.1.3 Family Separation Allowance	0	0	0	0	15	37	0	0	0	0	15	37
1.1.4 Hardship Duty Pay	0	0	0	0	4	12	0	0	0	0	4	12
1.1.6 Reserve Components Predeployment Training	0	0	0	0	1,467	2,880	0	0	0	0	1,467	2,880
1.0 Personnel Sub-Total	0	0	0	0	1,490	2,937	0	0	0	0	1,490	2,937
Air Force Total	113	113	0	0	673,438	659,627	8,053	8,053	28,446	28,446	710,050	696,239
Air Force Active Total	113	113	0	0	652,370	652,370	8,053	8,053	28,446	28,446	688,982	688,982
Military Personnel, Air Force												
1.1.1 Reserve Components Called To Active Duty	98	98	0	0	503,189	503,189	7,919	7,919	14,252	14,252	525,458	525,458
1.1.2 Imminent Danger or Hostile Fire Pay	1	1	0	0	14,609	14,609	0	0	1,231	1,231	15,841	15,841
1.1.3 Family Separation Allowance	2	2	0	0	20,457	20,457	134	134	1,991	1,991	22,584	22,584
1.1.4 Hardship Duty Pay	1	1	0	0	14,179	14,179	0	0	1,373	1,373	15,553	15,553
1.1.5 Subsistence	9	9	0	0	78,495	78,495	0	0	7,407	7,407	85,911	85,911
1.1.7 Other Military Personnel (Special Pay)	2	2	0	0	21,441	21,441	0	0	2,192	2,192	23,635	23,635
1.0 Personnel Sub-Total	113	113	0	0	652,370	652,370	8,053	8,053	28,446	28,446	688,982	688,982
Air Force Reserve Total	0	0	0	0	16,281	3,342	0	0	0	0	16,281	3,342

COST OF WAR
Military Personnel (MILPERS) Summary Execution by Operation, Component, Appropriation and Cost Breakdown Structure (CBS)
Beginning Fiscal Year - 2016
(Amounts in Thousands)
As of July 31, 2016

Component and Appropriation	Operation New Dawn (OND) / Post-OND Iraq Activities		Operation Enduring Freedom		Operation Freedom's Sentinel		Operation Noble Eagle		Operation Inherent Resolve		Summary	
	Obligations Year to Date	Disbursements Year to Date	Obligations Year to Date	Disbursements Year to Date	Obligations Year to Date	Disbursements Year to Date	Obligations Year to Date	Disbursements Year to Date	Obligations Year to Date	Disbursements Year to Date	Obligations Year to Date	Disbursements Year to Date
Reserve Personnel, Air Force												
1.1.6 Reserve Components Predeployment Training	0	0	0	0	16,281	3,342	0	0	0	0	16,281	3,342
1.0 Personnel Sub-Total	0	0	0	0	16,281	3,342	0	0	0	0	16,281	3,342
Air Force National Guard Total	0	0	0	0	4,787	3,915	0	0	0	0	4,787	3,915
National Guard Personnel, Air Force												
1.1.1 Reserve Components Called To Active Duty	0	0	0	0	298	166	0	0	0	0	298	166
1.1.6 Reserve Components Predeployment Training	0	0	0	0	4,489	3,749	0	0	0	0	4,489	3,749
1.0 Personnel Sub-Total	0	0	0	0	4,787	3,915	0	0	0	0	4,787	3,915

**Operation and Maintenance Subsidiary Report
(Cost Breakdown Structure)**

COST OF WAR
Operation and Maintenance (O&M) Summary Execution by Operation and Cost Breakdown Structure (CBS)
Fiscal Year 2007 - 2016
(Amounts in Thousands)
As of July 31, 2016

CBS Summary	Operation New Dawn (OND) / Post-OND Iraq Activities		Operation Enduring Freedom		Operation Freedom's Sentinel		Operation Noble Eagle		Operation Inherent Resolve		Summary	
	Obligations Year to Date	Disbursements Year to Date	Obligations Year to Date	Disbursements Year to Date	Obligations Year to Date	Disbursements Year to Date	Obligations Year to Date	Disbursements Year to Date	Obligations Year to Date	Disbursements Year to Date	Obligations Year to Date	Disbursements Year to Date
O&M CBS Summary Total	1,033,905	1,465,561	-6,141,244	-313,953	29,331,415	17,451,079	-7,424	-33,538	4,346,385	3,004,049	28,563,037	21,573,198
1.0 Personnel Costs	9,050	10,868	134,960	145,113	306,423	244,794	1,135	1,116	12,670	9,053	464,238	410,944
2.0 Personnel Support Costs	45,039	31,857	-219,352	32,984	1,391,371	1,022,169	8,597	6,818	47,539	33,785	1,273,194	1,127,613
3.0 Operating Support Costs	991,618	1,425,576	-4,301,966	541,382	19,461,373	9,716,148	-18,630	-42,159	3,099,515	1,965,973	19,231,910	13,606,920
4.0 Transportation Costs	-6,371	-2,811	-701,623	-283,593	3,506,918	2,244,472	1,474	687	239,673	211,737	3,040,071	2,170,492
7.0 Other Support Costs	-5,431	71	-1,053,263	-749,839	4,665,330	4,223,496	0	0	946,988	783,501	4,553,624	4,257,229
1.1.2 Imminent Danger or Hostile Fire Pay	0	0	7	7	0	0	0	0	0	0	7	7
1.1.5 Subsistence	0	0	-1,282	-1,276	0	0	0	0	0	0	-1,282	-1,276
1.1.6 Reserve Components Predeployment Training	0	0	0	0	0	0	120	120	0	0	120	120
1.1.7 Other Military Personnel (Special Pay)	0	0	-1,274	-1,010	1,415	1,484	0	0	0	0	141	474
1.2.1 Civilian Premium Pay	2,635	2,934	154,604	163,665	230,126	169,929	275	256	5,010	1,858	392,650	338,642
1.2.2 Civilian Temporary Hires	6,415	7,934	-17,095	-16,272	74,882	73,380	740	740	7,660	7,195	72,602	72,977
1.2.3 MRAP Vehicles	0	0	0	-1	0	1	0	0	0	0	0	0
1.0 Personnel Sub-Total	9,050	10,868	134,960	145,113	306,423	244,794	1,135	1,116	12,670	9,053	464,238	410,944
2.1 Temporary Duty (TDY)/Additional Duty (TAD)	15,199	14,937	-125,554	-22,029	667,961	462,761	8,312	6,596	37,295	27,621	603,213	489,886
2.2 Clothing and Other Personnel Equipment & Supplies	-652	307	-52,041	3,516	198,510	120,727	0	0	1,985	1,657	147,802	126,207
2.2.1 Organizational Clothing	0	0	-262	-23	259	256	0	0	0	0	-3	233
2.3 Medical Support/Health Services	-8,724	-9,112	-21,334	10,732	321,218	302,490	285	222	6,810	3,653	298,255	307,985
2.4 Reserve Component Activation/Deactivation	8	7	-5,936	-3,769	12,137	9,443	0	0	243	221	6,452	5,902
2.5 Other Personnel Support	39,228	25,695	-14,225	44,557	186,196	122,460	0	0	1,206	633	212,405	193,345
2.6 Rest & Recreation	0	0	0	0	5,090	4,032	0	0	0	0	5,090	4,032
2.7 Body Armor	-20	23	0	0	0	0	0	0	0	0	-20	23
2.0 Personnel Support Sub-Total	45,039	31,857	-219,352	32,984	1,391,371	1,022,169	8,597	6,818	47,539	33,785	1,273,194	1,127,613
3.1 Training	175	175	-227,522	-148,168	271,006	117,832	0	0	11,396	1,409	55,055	-28,752
3.2 Operations (OPTEMPO) (Fuel, Other POL, Parts)	22,132	16,460	-220,534	-184,189	2,389,233	1,964,609	-48,693	-49,302	1,396,631	1,348,795	3,538,769	3,096,373
3.2.1 MRAP Vehicles Operation	0	0	-155	2,152	59,526	20,635	0	0	0	0	59,371	22,787
3.3 Other Supplies & Equipment	-78,240	-15,535	-72,272	241,912	1,092,745	697,472	172	159	237,627	120,489	1,180,032	1,044,497
3.4 Facilities/Base Support	-39,312	-28,235	-184,167	-29,869	827,686	272,691	3,857	1,167	86,358	21,252	694,422	237,006
3.4.1 MRAP Vehicles Facilities and Base Support	0	0	0	3,790	0	-4,927	0	0	0	0	0	-1,137
3.5.1 Organization Level Maintenance	-1,877	7	-31,246	8,739	182,246	108,888	0	0	0	0	149,123	117,634
3.5.2 Intermediate Level Maintenance	-1,771	4,093	75,408	52,417	290,364	148,243	0	0	90	41	364,091	204,794
3.5.3 Depot Level Maintenance	1,607,943	1,653,782	4,224,644	4,535,139	5,230,281	2,693,304	0	0	4,098	1,052	11,066,966	8,883,277

COST OF WAR
Operation and Maintenance (O&M) Summary Execution by Operation and Cost Breakdown Structure (CBS)
Fiscal Year 2007 - 2016
(Amounts in Thousands)
As of July 31, 2016

	Operation New Dawn (OND) / Post-OND Iraq Activities		Operation Enduring Freedom		Operation Freedom's Sentinel		Operation Noble Eagle		Operation Inherent Resolve		Summary	
	Obligations Year to Date	Disbursements Year to Date	Obligations Year to Date	Disbursements Year to Date	Obligations Year to Date	Disbursements Year to Date	Obligations Year to Date	Disbursements Year to Date	Obligations Year to Date	Disbursements Year to Date	Obligations Year to Date	Disbursements Year to Date
CBS Summary												
3.5.4 Contractor Logistics Support	-129,433	-87,297	-7,128,905	-5,067,980	900,328	208,678	13,971	1,925	139,798	14,876	-6,204,241	-4,929,798
3.5.6 MRAP Vehicles Equipment Maintenance	0	0	-20,550	-5,468	157,582	53,003	0	0	13,411	0	150,443	47,535
3.6 (C4I)	17,877	149,956	-441,523	439,748	3,137,095	1,200,120	562	-1,018	334,150	136,771	3,048,161	1,925,577
3.7 Other Services and Miscellaneous Contracts	-405,876	-267,830	-275,144	693,159	4,920,624	2,235,600	11,501	4,910	875,956	321,288	5,127,061	2,987,127
3.9 Psychological Operations (Information Operations)	0	0	0	0	2,657	0	0	0	0	0	2,657	0
3.0 Operating Support Sub-Total	991,618	1,425,576	-4,301,966	541,382	19,461,373	9,716,148	-18,630	-42,159	3,099,515	1,965,973	19,231,910	13,606,920
4.1 Airlift	-5,249	-3,944	-378,968	-148,885	1,952,295	1,390,094	0	0	232,799	206,798	1,800,877	1,444,063
4.2 Sealift	183	183	286,775	3,116	286,775	249,501	0	0	0	0	285,922	252,800
4.4 Port Handling/Inland Transportation	1	7	-12,642	56	174,652	85,198	1,458	671	781	771	164,250	86,703
4.5 Other Transportation	-312	1,161	-57,191	43,795	283,254	131,775	16	16	6,087	4,162	231,854	180,909
4.6 Second Destination Transportation	6	-218	-231,082	-161,938	805,610	384,236	0	0	1	1	574,535	222,081
4.7 MRAP Vehicles Transportation	-1,000	0	0	0	0	0	0	0	0	0	-1,000	0
4.8 Retrograde of Personnel and Equipment	0	0	-20,704	-19,737	4,332	3,668	0	0	5	5	-16,367	-16,064
4.0 Transportation Sub-Total	-6,371	-2,811	-701,623	-283,593	3,506,918	2,244,472	1,474	687	239,673	211,737	3,040,071	2,170,492
7.1.01 Pakistan	0	0	0	0	223,615	223,615	0	0	0	0	223,615	223,615
7.1.26 Coalition support for Mongolia (OEF)	0	0	0	651	0	0	0	0	0	0	0	651
7.1.90 Coalition Readiness Support Program (CRSP)	0	0	2,672	2,672	13,289	13,289	0	0	0	0	15,961	15,961
7.2.1 Transportation Support	0	0	933	933	24,000	24,000	0	0	0	0	24,933	24,933
7.2.2 Logistic Support	0	0	0	0	120,250	120,250	0	0	0	0	120,250	120,250
7.3.02 Defense Forces Sustainment	-1,893	-10	-422,817	-416,984	2,033,129	1,905,871	0	0	0	0	1,608,419	1,488,877
7.3.03 Defense Forces Infrastructure	0	0	-202,105	-26,835	79,458	86,992	0	0	0	0	-122,647	60,157
7.3.04 Defense Forces Equipment and Transportation	-505	0	-30,748	-30,634	401,653	268,226	0	0	0	0	370,400	237,592
7.3.05 Defense Forces Training and Operations	-98	63	-201,638	-200,348	356,105	365,244	0	0	0	0	154,369	164,959
7.3.07 Interior Forces Sustainment	-25	0	-156,092	-150,843	1,113,040	977,514	0	0	0	0	956,923	826,671
7.3.08 Interior Forces Infrastructure	0	0	-23,794	2,347	46,209	52,981	0	0	0	0	22,415	55,328
7.3.09 Interior Forces Equipment	-36	0	-1	8	211,385	211,973	0	0	0	0	211,348	211,981
7.3.10 Interior Forces Training and Operations	-2,262	17	-12,688	-9,790	37,549	24,853	0	0	0	0	22,599	15,080
7.3.11 Quick Response Fund	-1,116	-2,014	0	0	0	0	0	0	0	0	-1,116	-2,014
7.3.12 Quick Response Fund	504	2,015	0	0	0	0	0	0	0	0	504	2,015
7.3.14 Detainee Operations Sustainment	0	0	-2,107	-2,106	3,863	-29,729	0	0	0	0	1,756	-31,835
7.3.15 Detainee Operations Infrastructure	0	0	-409	-5	0	0	0	0	0	0	-409	-5
7.3.20 Other	0	0	14,678	22,947	0	-22,630	0	0	0	0	14,678	317
7.3.30 PCCF Defense Security Forces	0	0	-305	0	0	0	0	0	0	0	-305	0

COST OF WAR
Operation and Maintenance (O&M) Summary Execution by Operation and Cost Breakdown Structure (CBS)
Fiscal Year 2007 - 2016
(Amounts in Thousands)
As of July 31, 2016

	Operation New Dawn (OND) / Post-OND Iraq Activities		Operation Enduring Freedom		Operation Freedom's Sentinel		Operation Noble Eagle		Operation Inherent Resolve		Summary	
	Obligations Year to Date	Disbursements Year to Date	Obligations Year to Date	Disbursements Year to Date	Obligations Year to Date	Disbursements Year to Date	Obligations Year to Date	Disbursements Year to Date	Obligations Year to Date	Disbursements Year to Date	Obligations Year to Date	Disbursements Year to Date
CBS Summary												
7.3.40 PCCF Frontier Corps	0	0	-186	1	0	0	0	0	0	0	-186	1
7.4.1 Afghanistan (CERP)	0	0	-53	291	1,785	1,047	0	0	0	0	1,732	1,338
7.5.1 Afghanistan Infrastructure Fund - Power	0	0	-19,028	38,432	0	0	0	0	0	0	-19,028	38,432
7.5.2 Afghanistan Infrastructure Fund - Transportation	0	0	-20	1,106	0	0	0	0	0	0	-20	1,106
7.5.3 Afghanistan Infrastructure Fund - Water	0	0	445	18,318	0	0	0	0	0	0	445	18,318
7.6.1 Trainee Equip/Support	0	0	0	0	0	0	0	0	181,010	9,859	181,010	9,859
7.6.2 U.S. Trainer/Enabler	0	0	0	0	0	0	0	0	25,357	24,776	25,357	24,776
7.7.1 Defense Forces	0	0	0	0	0	0	0	0	740,621	748,866	740,621	748,866
7.0 Other Support Sub-Total	-5,431	71	-1,053,263	-749,839	4,665,330	4,223,496	0	0	946,988	783,501	4,553,624	4,257,229

COST OF WAR
Operation and Maintenance (O&M) Summary Execution by Operation, Component, and Cost Breakdown Structure (CBS)
Fiscal Year 2007 - 2016
(Amounts in Thousands)
As of July 31, 2016

Component	Operation New Dawn (OND) / Post-OND Iraq Activities		Operation Enduring Freedom		Operation Freedom's Sentinel		Operation Noble Eagle		Operation Inherent Resolve		Summary	
	Obligations Year To Date	Disbursements Year To Date	Obligations Year To Date	Disbursements Year To Date	Obligations Year To Date	Disbursements Year To Date	Obligations Year To Date	Disbursements Year To Date	Obligations Year To Date	Disbursements Year To Date	Obligations Year To Date	Disbursements Year To Date
Grand Total	1,033,905	1,465,561	-6,141,244	-313,953	29,331,415	17,451,079	-7,424	-33,538	4,346,385	3,004,049	28,563,037	21,573,198
Army Total	-170,519	133,971	-1,285,153	-222,241	14,287,871	7,517,619	37,381	13,941	1,720,333	1,107,209	14,589,913	8,550,499
1.2.1 Civilian Premium Pay	281	440	-98	150	77,499	63,046	275	256	4,084	982	82,041	64,874
1.2.2 Civilian Temporary Hires	40	40	9	86	1,425	807	0	0	9	9	1,483	942
1.0 Personnel Sub-Total	321	480	-89	236	78,924	63,853	275	256	4,093	991	83,524	65,816
2.1 Temporary Duty (TDY)/Additional Duty (TAD)	80	23	-473	24,552	145,378	77,345	4,950	4,423	2,653	2,198	152,588	108,541
2.2 Clothing and Other Personnel Equipment & Supplies	-673	286	-79	15,820	109,012	39,599	0	0	1,041	1,036	109,301	56,741
2.2.1 Organizational Clothing	0	0	0	227	0	0	0	0	0	0	0	227
2.3 Medical Support/Health Services	73	72	-10	87	27,255	22,141	0	0	4,190	2,721	31,508	25,021
2.4 Reserve Component Activation/Deactivation	5	4	-8	-7	5,487	3,761	0	0	0	0	5,484	3,758
2.5 Other Personnel Support	790	-1	-131	122	48,802	19,958	0	0	228	228	49,689	20,307
2.6 Rest & Recreation	0	0	0	0	5,090	4,032	0	0	0	0	5,090	4,032
2.7 Body Armor	-20	23	0	0	0	0	0	0	0	0	-20	23
2.0 Personnel Support Sub-Total	255	407	-701	40,801	341,024	166,836	4,950	4,423	8,112	6,183	353,640	218,650
3.1 Training	54	53	18	175	98,066	17,057	0	0	5,836	0	103,974	17,285
3.2 Operations (OPTEMPO) (Fuel, Other POL, Parts)	-245	-138	-93	-42	809,212	645,825	715	107	63,105	28,603	872,694	674,355
3.2.1 MRAP Vehicles Operation	0	0	0	0	58,970	20,187	0	0	0	0	58,970	20,187
3.3 Other Supplies & Equipment	-798	2,408	4	9,361	377,900	181,885	191	137	127,292	39,867	504,589	233,658
3.4 Facilities/Base Support	-9,304	163	-44,613	12,838	555,039	111,136	3,919	1,161	60,159	7,177	565,200	132,475
3.5.1 Organization Level Maintenance	-1,877	7	-392	2,799	108,443	48,603	0	0	0	0	106,174	51,409
3.5.2 Intermediate Level Maintenance	-1,771	4,093	-635	442	269,641	132,627	0	0	0	0	267,235	137,162
3.5.3 Depot Level Maintenance	-3,097	9,923	-5,534	616	1,033,545	234,281	0	0	2,598	1,052	1,027,512	245,872
3.5.4 Contractor Logistics Support	-9,955	13,275	-10,527	14,925	719,963	243,672	13,971	1,925	129,891	13,276	843,343	287,073
3.5.6 MRAP Vehicles Equipment Maintenance	0	0	0	0	97,017	11,683	0	0	0	0	97,017	11,683
3.6 (C4I)	-13,529	100,624	-113,948	323,504	1,961,138	547,868	401	351	227,285	75,664	2,061,347	1,048,011
3.7 Other Services and Miscellaneous Contracts	-123,949	2,592	-38,063	118,087	2,189,367	588,030	11,501	4,910	341,263	182,554	2,380,119	896,173
3.9 Psychological Operations (Information Operations)	0	0	0	0	2,657	0	0	0	0	0	2,657	0
3.0 Operating Support Sub-Total	-164,471	133,000	-213,783	482,705	8,280,958	2,782,854	30,698	8,591	957,429	348,193	8,890,831	3,755,343
4.1 Airlift	-200	0	0	0	329,419	188,962	0	0	0	0	329,219	188,962
4.2 Sealift	0	0	0	0	48,654	46,341	0	0	0	0	48,654	46,341
4.4 Port Handling/Inland Transportation	1	7	-12,664	24	164,705	82,348	1,458	671	781	771	154,281	83,821
4.5 Other Transportation	0	-1	-25	19	55	14	0	0	0	0	30	32
4.6 Second Destination Transportation	6	7	-1,023	8,069	759,956	344,069	0	0	1	1	758,940	352,146

COST OF WAR
Operation and Maintenance (O&M) Summary Execution by Operation, Component, and Cost Breakdown Structure (CBS)
Fiscal Year 2007 - 2016
(Amounts in Thousands)
As of July 31, 2016

Component	Operation New Dawn (OND) / Post-OND Iraq Activities		Operation Enduring Freedom		Operation Freedom's Sentinel		Operation Noble Eagle		Operation Inherent Resolve		Summary	
	Obligations Year To Date	Disbursements Year To Date	Obligations Year To Date	Disbursements Year To Date	Obligations Year To Date	Disbursements Year To Date	Obligations Year To Date	Disbursements Year To Date	Obligations Year To Date	Disbursements Year To Date	Obligations Year To Date	Disbursements Year To Date
4.7 MRAP Vehicles Transportation	-1,000	0	0	0	0	0	0	0	0	0	-1,000	0
4.0 Transportation Sub-Total	-1,193	13	-13,712	8,112	1,302,789	661,734	1,458	671	782	772	1,290,124	671,302
7.3.02 Defense Forces Sustainment	-1,893	-10	-422,817	-416,984	2,033,129	1,905,871	0	0	0	0	1,608,419	1,488,877
7.3.03 Defense Forces Infrastructure	0	0	-202,105	-26,835	79,458	86,992	0	0	0	0	-122,647	60,157
7.3.04 Defense Forces Equipment and Transportation	-505	0	-30,748	-30,634	401,653	268,226	0	0	0	0	370,400	237,592
7.3.05 Defense Forces Training and Operations	-98	63	-201,638	-200,348	356,105	365,244	0	0	0	0	154,369	164,959
7.3.07 Interior Forces Sustainment	-25	0	-156,092	-150,843	1,113,040	977,514	0	0	0	0	956,923	826,671
7.3.08 Interior Forces Infrastructure	0	0	-23,794	2,347	46,209	52,981	0	0	0	0	22,415	55,328
7.3.09 Interior Forces Equipment	-36	0	-1	8	211,385	211,973	0	0	0	0	211,348	211,981
7.3.10 Interior Forces Training and Operations	-2,262	17	-12,688	-9,790	37,549	24,853	0	0	0	0	22,599	15,080
7.3.11 Quick Response Fund	-1,116	-2,014	0	0	0	0	0	0	0	0	-1,116	-2,014
7.3.12 Quick Response Fund	504	2,015	0	0	0	0	0	0	0	0	504	2,015
7.3.14 Detainee Operations Sustainment	0	0	-2,107	-2,106	3,863	-29,729	0	0	0	0	1,756	-31,835
7.3.15 Detainee Operations Infrastructure	0	0	-409	-5	0	0	0	0	0	0	-409	-5
7.3.20 Other	0	0	14,678	22,947	0	-22,630	0	0	0	0	14,678	317
7.3.30 PCCF Defense Security Forces	0	0	-305	0	0	0	0	0	0	0	-305	0
7.3.40 PCCF Frontier Corps	0	0	-186	1	0	0	0	0	0	0	-186	1
7.4.1 Afghanistan (CERP)	0	0	-53	291	1,785	1,047	0	0	0	0	1,732	1,338
7.5.1 Afghanistan Infrastructure Fund - Power	0	0	-19,028	38,432	0	0	0	0	0	0	-19,028	38,432
7.5.2 Afghanistan Infrastructure Fund - Transportation	0	0	-20	1,106	0	0	0	0	0	0	-20	1,106
7.5.3 Afghanistan Infrastructure Fund - Water	0	0	445	18,318	0	0	0	0	0	0	445	18,318
7.6.1 Trainee Equip/Support	0	0	0	0	0	0	0	0	1,393	774	1,393	774
7.6.2 U.S. Trainer/Enabler	0	0	0	0	0	0	0	0	7,903	1,430	7,903	1,430
7.7.1 Defense Forces	0	0	0	0	0	0	0	0	740,621	748,866	740,621	748,866
7.0 Other Support Sub-Total	-5,431	71	-1,056,868	-754,095	4,284,176	3,842,342	0	0	749,917	751,070	3,971,794	3,839,388
Navy/Marine Corps Total	10,947	82,384	-1,038,599	-208,298	5,086,010	3,616,967	0	0	356,656	203,340	4,415,014	3,694,393
Navy Total	0	0	0	1	3,804,404	2,577,077	0	0	346,754	194,908	4,151,158	2,771,986
1.2.1 Civilian Premium Pay	0	0	0	0	64,350	52,161	0	0	49	49	64,399	52,210
1.2.2 Civilian Temporary Hires	0	0	0	0	517	489	0	0	59	59	576	548
1.0 Personnel Sub-Total	0	0	0	0	64,867	52,650	0	0	108	108	64,975	52,758
2.1 Temporary Duty (TDY)/Additional Duty (TAD)	0	0	0	0	100,024	77,077	0	0	808	808	100,832	77,885
2.2 Clothing and Other Personnel Equipment & Supplies	0	0	0	0	7,348	1,597	0	0	0	0	7,348	1,597
2.3 Medical Support/Health Services	0	0	0	0	730	303	0	0	0	0	730	303

COST OF WAR
Operation and Maintenance (O&M) Summary Execution by Operation, Component, and Cost Breakdown Structure (CBS)
Fiscal Year 2007 - 2016
(Amounts in Thousands)
As of July 31, 2016

Component	Operation New Dawn (OND) / Post-OND Iraq Activities		Operation Enduring Freedom		Operation Freedom's Sentinel		Operation Noble Eagle		Operation Inherent Resolve		Summary	
	Obligations Year To Date	Disbursements Year To Date	Obligations Year To Date	Disbursements Year To Date	Obligations Year To Date	Disbursements Year To Date	Obligations Year To Date	Disbursements Year To Date	Obligations Year To Date	Disbursements Year To Date	Obligations Year To Date	Disbursements Year To Date
2.4 Reserve Component Activation/Deactivation	0	0	0	0	1,593	628	0	0	0	0	1,593	628
2.5 Other Personnel Support	0	0	0	0	7,385	2,938	0	0	0	0	7,385	2,938
2.0 Personnel Support Sub-Total	0	0	0	0	117,080	82,543	0	0	808	808	117,888	83,351
3.1 Training	0	0	0	0	50,863	24,358	0	0	0	0	50,863	24,358
3.2 Operations (OPTEMPO) (Fuel, Other POL, Parts)	0	0	0	0	853,992	790,954	0	0	176,547	176,547	1,030,539	967,501
3.3 Other Supplies & Equipment	0	0	0	0	161,147	121,002	0	0	0	0	161,147	121,002
3.4 Facilities/Base Support	0	0	0	0	33,626	11,380	0	0	0	0	33,626	11,380
3.5.1 Organization Level Maintenance	0	0	0	0	38,684	33,396	0	0	0	0	38,684	33,396
3.5.2 Intermediate Level Maintenance	0	0	0	0	15,945	13,919	0	0	0	0	15,945	13,919
3.5.3 Depot Level Maintenance	0	0	0	0	1,779,647	1,018,572	0	0	0	0	1,779,647	1,018,572
3.5.4 Contractor Logistics Support	0	0	0	0	15,384	8,196	0	0	0	0	15,384	8,196
3.6 (C4I)	0	0	0	0	56,045	34,699	0	0	0	0	56,045	34,699
3.7 Other Services and Miscellaneous Contracts	0	0	0	1	170,278	71,757	0	0	168,630	16,784	338,908	88,542
3.0 Operating Support Sub-Total	0	0	0	1	3,175,611	2,128,233	0	0	345,177	193,331	3,520,788	2,321,565
4.1 Airlift	0	0	0	0	193,676	111,215	0	0	661	661	194,337	111,876
4.2 Sealift	0	0	0	0	236,165	200,705	0	0	0	0	236,165	200,705
4.4 Port Handling/Inland Transportation	0	0	0	0	6,582	42	0	0	0	0	6,582	42
4.5 Other Transportation	0	0	0	0	8,755	511	0	0	0	0	8,755	511
4.6 Second Destination Transportation	0	0	0	0	1,668	1,178	0	0	0	0	1,668	1,178
4.0 Transportation Sub-Total	0	0	0	0	446,846	313,651	0	0	661	661	447,507	314,312
Marine Corps Total	10,947	82,384	-1,038,599	-208,299	1,281,606	1,039,890	0	0	9,902	8,432	263,856	922,407
1.1.2 Imminent Danger or Hostile Fire Pay	0	0	7	7	0	0	0	0	0	0	7	7
1.1.5 Subsistence	0	0	-1,282	-1,276	0	0	0	0	0	0	-1,282	-1,276
1.1.7 Other Military Personnel (Special Pay)	0	0	-1,274	-1,010	1,405	1,484	0	0	0	0	131	474
1.2.1 Civilian Premium Pay	1,534	1,660	168,974	167,026	1,392	1,395	0	0	0	0	171,900	170,081
1.2.2 Civilian Temporary Hires	0	0	-2,462	-2,937	4,383	4,857	0	0	0	0	1,921	1,920
1.2.3 MRAP Vehicles	0	0	0	-1	0	1	0	0	0	0	0	0
1.0 Personnel Sub-Total	1,534	1,660	163,963	161,809	7,180	7,737	0	0	0	0	172,677	171,206
2.1 Temporary Duty (TDY)/Additional Duty (TAD)	-48	15	-24,915	-22,469	40,244	40,846	0	0	2,508	2,469	17,789	20,861
2.2 Clothing and Other Personnel Equipment & Supplies	0	0	-51,808	-12,672	78,517	76,533	0	0	68	68	26,777	63,929
2.2.1 Organizational Clothing	0	0	-262	-250	259	256	0	0	0	0	-3	6
2.3 Medical Support/Health Services	0	0	-1,616	-995	2,174	2,166	0	0	0	0	558	1,171
2.4 Reserve Component Activation/Deactivation	3	3	-5,928	-3,762	5,057	5,054	0	0	243	221	-625	1,516

COST OF WAR
Operation and Maintenance (O&M) Summary Execution by Operation, Component, and Cost Breakdown Structure (CBS)
Fiscal Year 2007 - 2016
(Amounts in Thousands)
As of July 31, 2016

Component	Operation New Dawn (OND) / Post-OND Iraq Activities		Operation Enduring Freedom		Operation Freedom's Sentinel		Operation Noble Eagle		Operation Inherent Resolve		Summary	
	Obligations Year To Date	Disbursements Year To Date	Obligations Year To Date	Disbursements Year To Date	Obligations Year To Date	Disbursements Year To Date	Obligations Year To Date	Disbursements Year To Date	Obligations Year To Date	Disbursements Year To Date	Obligations Year To Date	Disbursements Year To Date
2.5 Other Personnel Support	0	0	-3,589	-1,663	14,593	14,056	0	0	0	0	11,004	12,393
2.0 Personnel Support Sub-Total	-45	18	-88,118	-41,811	140,844	138,911	0	0	2,819	2,758	55,500	99,876
3.1 Training	0	0	-221,250	-165,710	66,458	48,801	0	0	119	119	-154,673	-116,790
3.2 Operations (OPTEMPO) (Fuel, Other POL, Parts)	0	0	-22,078	6,985	47,721	43,529	0	0	1,083	1,083	26,726	51,597
3.2.1 MRAP Vehicles Operation	0	0	-155	2,152	556	448	0	0	0	0	401	2,600
3.3 Other Supplies & Equipment	0	0	-37,208	-20,251	23,639	28,098	0	0	683	682	-12,886	8,529
3.4 Facilities/Base Support	0	0	-28,632	-27,335	29,316	29,058	0	0	0	0	684	1,723
3.4.1 MRAP Vehicles Facilities and Base Support	0	0	0	3,790	0	-4,927	0	0	0	0	0	-1,137
3.5.1 Organization Level Maintenance	0	0	-30,751	-8,753	35,042	26,812	0	0	0	0	4,291	18,059
3.5.2 Intermediate Level Maintenance	0	0	76,043	51,975	287	297	0	0	0	0	76,330	52,272
3.5.3 Depot Level Maintenance	9,483	84,772	-297,558	29,475	439,146	300,906	0	0	0	0	151,071	415,153
3.5.4 Contractor Logistics Support	0	0	-35,475	3,551	40,243	26,263	0	0	0	0	4,768	29,814
3.5.6 MRAP Vehicles Equipment Maintenance	0	0	-20,550	-5,468	20,842	19,095	0	0	0	0	292	13,627
3.6 (C4I)	-33	-30	-34,897	1,338	19,892	15,038	0	0	-34	1	-15,072	16,347
3.7 Other Services and Miscellaneous Contracts	-22	-3,841	-229,646	-31,688	336,599	289,298	0	0	5,232	3,785	112,163	257,554
3.0 Operating Support Sub-Total	9,428	80,901	-882,157	-159,939	1,059,741	822,716	0	0	7,083	5,670	194,095	749,348
4.1 Airlift	0	0	-500	-500	849	849	0	0	0	0	349	349
4.2 Sealift	0	0	-431	-431	431	1,536	0	0	0	0	0	1,105
4.4 Port Handling/Inland Transportation	0	0	-227	-113	171	119	0	0	0	0	-56	6
4.5 Other Transportation	30	30	20,025	22,813	28,570	29,100	0	0	0	4	48,625	51,947
4.6 Second Destination Transportation	0	-225	-230,059	-170,018	43,815	38,922	0	0	0	0	-186,244	-131,321
4.8 Retrograde of Personnel and Equipment	0	0	-21,095	-20,109	5	0	0	0	0	0	-21,090	-20,109
4.0 Transportation Sub-Total	30	-195	-232,287	-168,358	73,841	70,526	0	0	0	4	-158,416	-98,023
Air Force Total	1,195,700	1,222,781	-3,621,396	-584,532	6,937,842	4,659,475	-44,966	-46,110	1,603,603	1,420,814	6,070,783	6,672,428
1.1.6 Reserve Components Predeployment Training	0	0	0	0	0	0	120	120	0	0	120	120
1.1.7 Other Military Personnel (Special Pay)	0	0	0	0	10	0	0	0	0	0	10	0
1.2.2 Civilian Temporary Hires	4,141	4,204	-13,465	-13,298	55,715	55,369	740	740	61	59	47,192	47,074
1.0 Personnel Sub-Total	4,141	4,204	-13,465	-13,298	55,725	55,369	860	860	61	59	47,322	47,194
2.1 Temporary Duty (TDY)/Additional Duty (TAD)	15,167	14,808	-94,281	-33,485	262,363	180,555	3,362	2,173	13,621	8,965	200,232	173,016
2.2 Clothing and Other Personnel Equipment & Supplies	21	21	-134	169	1,424	2,022	0	0	61	61	1,372	2,273
2.3 Medical Support/Health Services	-7,985	-9,162	-2,139	6,786	38,106	17,852	285	222	2,516	873	30,783	16,571
2.5 Other Personnel Support	40,035	21,605	-10,185	3,966	42,477	22,063	0	0	978	405	73,305	48,039
2.0 Personnel Support Sub-Total	47,238	27,272	-106,739	-22,564	344,370	222,492	3,647	2,395	17,176	10,304	305,692	239,899

COST OF WAR
Operation and Maintenance (O&M) Summary Execution by Operation, Component, and Cost Breakdown Structure (CBS)
Fiscal Year 2007 - 2016
(Amounts in Thousands)
As of July 31, 2016

Component	Operation New Dawn (OND) / Post-OND Iraq Activities		Operation Enduring Freedom		Operation Freedom's Sentinel		Operation Noble Eagle		Operation Inherent Resolve		Summary	
	Obligations Year To Date	Disbursements Year To Date	Obligations Year To Date	Disbursements Year To Date	Obligations Year To Date	Disbursements Year To Date	Obligations Year To Date	Disbursements Year To Date	Obligations Year To Date	Disbursements Year To Date	Obligations Year To Date	Disbursements Year To Date
3.1 Training	127	127	-5,330	4,175	34,070	16,448	0	0	3,983	971	32,850	21,721
3.2 Operations (OPTEMPO) (Fuel, Other POL, Parts)	22,377	16,580	-199,535	-201,295	532,088	411,981	-49,408	-49,409	1,071,719	1,071,560	1,377,241	1,249,417
3.3 Other Supplies & Equipment	-77,418	-17,995	-30,547	190,816	411,958	318,546	-19	22	65,038	56,921	369,012	548,310
3.4 Facilities/Base Support	-30,008	-28,398	-110,452	-18,472	207,618	119,899	-62	6	26,178	14,054	93,274	87,089
3.5.3 Depot Level Maintenance	1,601,557	1,559,087	4,527,736	4,501,542	1,962,255	1,138,567	0	0	0	0	8,091,548	7,199,196
3.5.4 Contractor Logistics Support	-119,392	-100,575	-7,082,726	-5,319,138	-129,933	-143,075	0	0	0	0	-7,332,051	-5,562,788
3.6 (C4I)	33,591	32,735	-273,163	15,504	773,962	509,008	0	0	41,610	23,617	576,000	580,864
3.7 Other Services and Miscellaneous Contracts	-281,305	-267,627	127,087	464,094	1,285,400	956,919	0	0	201,046	59,249	1,332,228	1,212,635
3.0 Operating Support Sub-Total	1,149,529	1,193,934	-3,046,930	-362,774	5,077,418	3,328,293	-49,489	-49,381	1,409,574	1,226,372	4,540,102	5,336,444
4.1 Airlift	-5,049	-3,944	-377,316	-206,876	1,251,993	976,870	0	0	160,289	167,869	1,029,917	933,919
4.2 Sealift	183	183	-105	-90	325	91	0	0	0	0	403	184
4.5 Other Transportation	-342	1,132	-77,232	20,698	203,684	72,692	16	16	5,492	3,963	131,618	98,501
4.8 Retrograde of Personnel and Equipment	0	0	391	372	4,327	3,668	0	0	5	5	4,723	4,045
4.0 Transportation Sub-Total	-5,208	-2,629	-454,262	-185,896	1,460,329	1,053,321	16	16	165,786	171,837	1,166,661	1,036,649
7.6.1 Trainee Equip/Support	0	0	0	0	0	0	0	0	4,485	2,263	4,485	2,263
7.6.2 U.S. Trainer/Enabler	0	0	0	0	0	0	0	0	6,521	9,979	6,521	9,979
7.0 Other Support Sub-Total	0	0	0	0	0	0	0	0	11,006	12,242	11,006	12,242
Defense Health Program Total	-813	-23	-17,213	3,942	249,193	257,850	0	0	0	0	231,167	261,769
2.3 Medical Support/Health Services	-813	-23	-17,213	3,942	249,193	257,850	0	0	0	0	231,167	261,769
2.0 Personnel Support Sub-Total	-813	-23	-17,213	3,942	249,193	257,850	0	0	0	0	231,167	261,769
DODIG Total	-6	-5	4,398	4,655	1,939	1,964	0	0	10,478	9,493	16,809	16,107
1.2.1 Civilian Premium Pay	0	0	2,827	3,039	1,769	1,762	0	0	877	827	5,473	5,628
1.2.2 Civilian Temporary Hires	0	0	929	994	103	131	0	0	7,531	7,068	8,563	8,193
1.0 Personnel Sub-Total	0	0	3,756	4,033	1,872	1,893	0	0	8,408	7,895	14,036	13,821
2.1 Temporary Duty (TDY)/Additional Duty (TAD)	-4	-5	346	370	67	65	0	0	811	663	1,220	1,093
2.2 Clothing and Other Personnel Equipment & Supplies	0	0	-2	14	0	1	0	0	20	13	18	28
2.0 Personnel Support Sub-Total	-4	-5	344	384	67	66	0	0	831	676	1,238	1,121
3.1 Training	-1	0	-26	10	0	1	0	0	15	9	-12	20
3.3 Other Supplies & Equipment	0	0	-2	1	0	1	0	0	2	1	0	3
3.6 (C4I)	0	0	50	97	0	3	0	0	64	4	114	104
3.7 Other Services and Miscellaneous Contracts	-1	0	252	113	0	0	0	0	1,142	895	1,393	1,008
3.0 Operating Support Sub-Total	-2	0	274	221	0	5	0	0	1,223	909	1,495	1,135
4.5 Other Transportation	0	0	24	17	0	0	0	0	16	13	40	30

COST OF WAR
Operation and Maintenance (O&M) Summary Execution by Operation, Component, and Cost Breakdown Structure (CBS)
Fiscal Year 2007 - 2016
(Amounts in Thousands)
As of July 31, 2016

Component	Operation New Dawn (OND) / Post-OND Iraq Activities		Operation Enduring Freedom		Operation Freedom's Sentinel		Operation Noble Eagle		Operation Inherent Resolve		Summary	
	Obligations Year To Date	Disbursements Year To Date	Obligations Year To Date	Disbursements Year To Date	Obligations Year To Date	Disbursements Year To Date	Obligations Year To Date	Disbursements Year To Date	Obligations Year To Date	Disbursements Year To Date	Obligations Year To Date	Disbursements Year To Date
4.0 Transportation Sub-Total	0	0	24	17	0	0	0	0	16	13	40	30
Defense Agency Total	-1,404	26,453	-183,281	692,521	2,768,560	1,397,204	161	-1,369	655,315	263,193	3,239,351	2,378,002
1.2.1 Civilian Premium Pay	820	834	-17,099	-6,550	85,116	51,565	0	0	0	0	68,837	45,849
1.2.2 Civilian Temporary Hires	2,234	3,690	-2,106	-1,117	12,739	11,727	0	0	0	0	12,867	14,300
1.0 Personnel Sub-Total	3,054	4,524	-19,205	-7,667	97,855	63,292	0	0	0	0	81,704	60,149
2.1 Temporary Duty (TDY)/Additional Duty (TAD)	4	96	-6,231	9,003	119,885	86,873	0	0	16,894	12,518	130,552	108,490
2.2 Clothing and Other Personnel Equipment & Supplies	0	0	-18	185	2,209	975	0	0	795	479	2,986	1,639
2.3 Medical Support/Health Services	1	1	-356	912	3,760	2,178	0	0	104	59	3,509	3,150
2.5 Other Personnel Support	-1,597	4,091	-320	42,132	72,939	63,445	0	0	0	0	71,022	109,668
2.0 Personnel Support Sub-Total	-1,592	4,188	-6,925	52,232	198,793	153,471	0	0	17,793	13,056	208,069	222,947
3.1 Training	-5	-5	-934	13,182	21,549	11,167	0	0	1,443	310	22,053	24,654
3.2 Operations (OPTEMPO) (Fuel, Other POL, Parts)	0	18	1,172	10,163	146,220	72,320	0	0	84,177	71,002	231,569	153,503
3.3 Other Supplies & Equipment	-24	52	-4,519	61,985	118,101	47,940	0	0	44,612	23,018	158,170	132,995
3.4 Facilities/Base Support	0	0	-470	3,100	2,087	1,218	0	0	21	21	1,638	4,339
3.5.1 Organization Level Maintenance	0	0	-103	14,693	77	77	0	0	0	0	-26	14,770
3.5.2 Intermediate Level Maintenance	0	0	0	0	4,491	1,400	0	0	90	41	4,581	1,441
3.5.3 Depot Level Maintenance	0	0	0	3,506	15,688	978	0	0	1,500	0	17,188	4,484
3.5.4 Contractor Logistics Support	-86	3	-177	232,682	254,671	73,622	0	0	9,907	1,600	264,315	307,907
3.5.6 MRAP Vehicles Equipment Maintenance	0	0	0	0	39,723	22,225	0	0	13,411	0	53,134	22,225
3.6 (C4I)	-2,152	16,627	-19,565	99,305	326,058	93,504	161	-1,369	65,225	37,485	369,727	245,552
3.7 Other Services and Miscellaneous Contracts	-599	1,046	-134,774	142,552	938,980	329,596	0	0	158,643	58,021	962,250	531,215
3.0 Operating Support Sub-Total	-2,866	17,741	-159,370	581,168	1,867,645	654,047	161	-1,369	379,029	191,498	2,084,599	1,443,085
4.1 Airlift	0	0	-1,152	58,491	176,358	112,198	0	0	71,849	38,268	247,055	208,957
4.2 Sealift	0	0	-500	3,637	1,200	828	0	0	0	0	700	4,465
4.4 Port Handling/Inland Transportation	0	0	249	145	3,194	2,689	0	0	0	0	3,443	2,834
4.5 Other Transportation	0	0	17	248	42,190	29,458	0	0	579	182	42,786	29,888
4.6 Second Destination Transportation	0	0	0	11	171	67	0	0	0	0	171	78
4.0 Transportation Sub-Total	0	0	-1,386	62,532	223,113	145,240	0	0	72,428	38,450	294,155	246,222
7.1.01 Pakistan	0	0	0	0	223,615	223,615	0	0	0	0	223,615	223,615
7.1.26 Coalition support for Mongolia (OEF)	0	0	0	651	0	0	0	0	0	0	0	651
7.1.90 Coalition Readiness Support Program (CRSP)	0	0	2,672	2,672	13,289	13,289	0	0	0	0	15,961	15,961
7.2.1 Transportation Support	0	0	933	933	24,000	24,000	0	0	0	0	24,933	24,933
7.2.2 Logistic Support	0	0	0	0	120,250	120,250	0	0	0	0	120,250	120,250

COST OF WAR
Operation and Maintenance (O&M) Summary Execution by Operation, Component, and Cost Breakdown Structure (CBS)
Fiscal Year 2007 - 2016
(Amounts in Thousands)
As of July 31, 2016

Component	Operation New Dawn (OND) / Post-OND Iraq Activities		Operation Enduring Freedom		Operation Freedom's Sentinel		Operation Noble Eagle		Operation Inherent Resolve		Summary	
	Obligations Year To Date	Disbursements Year To Date	Obligations Year To Date	Disbursements Year To Date	Obligations Year To Date	Disbursements Year To Date	Obligations Year To Date	Disbursements Year To Date	Obligations Year To Date	Disbursements Year To Date	Obligations Year To Date	Disbursements Year To Date
7.6.1 Trainee Equip/Support	0	0	0	0	0	0	0	0	175,132	6,822	175,132	6,822
7.6.2 U.S. Trainer/Enabler	0	0	0	0	0	0	0	0	10,933	13,367	10,933	13,367
7.0 Other Support Sub-Total	0	0	3,605	4,256	381,154	381,154	0	0	186,065	20,189	570,824	405,599

COST OF WAR
Operation and Maintenance (O&M) Summary Execution by Operation, Component, Appropriation and Cost Breakdown Structure (CBS)
Fiscal Year 2007 - 2016
(Amounts in Thousands)
As of July 31, 2016

Component and Appropriation	Operation New Dawn (OND) / Post-OND Iraq Activities		Operation Enduring Freedom		Operation Freedom's Sentinel		Operation Noble Eagle		Operation Inherent Resolve		Summary	
	Obligations Year to Date	Disbursements Year to Date	Obligations Year to Date	Disbursements Year to Date	Obligations Year to Date	Disbursements Year to Date	Obligations Year to Date	Disbursements Year to Date	Obligations Year to Date	Disbursements Year to Date	Obligations Year to Date	Disbursements Year to Date
Grand Total	1,033,905	1,465,561	-6,141,244	-313,953	29,331,415	17,451,079	-7,424	-33,538	4,346,385	3,004,049	28,563,037	21,573,198
Army Total	-170,519	133,971	-1,285,153	-222,241	14,287,871	7,517,619	37,381	13,941	1,720,333	1,107,209	14,589,913	8,550,499
Army Active Total	-170,463	133,880	-1,281,255	-222,763	14,231,043	7,484,963	37,381	13,941	1,720,250	1,107,127	14,536,956	8,517,148
Operation and Maintenance, Army												
1.2.1 Civilian Premium Pay	281	440	-98	150	76,951	62,611	275	256	4,084	982	81,493	64,439
1.2.2 Civilian Temporary Hires	40	40	9	86	1,425	807	0	0	9	9	1,483	942
1.0 Personnel Sub-Total	321	480	-89	236	78,376	63,418	275	256	4,093	991	82,976	65,381
2.1 Temporary Duty (TDY)/Additional Duty (TAD)	81	24	-470	24,553	138,427	71,656	4,950	4,423	2,570	2,116	145,558	102,772
2.2 Clothing and Other Personnel Equipment & Supplies	-673	286	-79	15,820	108,954	39,593	0	0	1,041	1,036	109,243	56,735
2.2.1 Organizational Clothing	0	0	0	227	0	0	0	0	0	0	0	227
2.3 Medical Support/Health Services	73	72	-10	87	26,950	22,023	0	0	4,190	2,721	31,203	24,903
2.5 Other Personnel Support	790	-1	-120	122	41,937	15,179	0	0	228	228	42,835	15,528
2.6 Rest & Recreation	0	0	0	0	5,090	4,032	0	0	0	0	5,090	4,032
2.7 Body Armor	-20	23	0	0	0	0	0	0	0	0	-20	23
2.0 Personnel Support Sub-Total	251	404	-679	40,809	321,358	152,483	4,950	4,423	8,029	6,101	333,909	204,220
3.1 Training	54	53	18	175	98,062	17,053	0	0	5,836	0	103,970	17,281
3.2 Operations (OPTEMPO) (Fuel, Other POL, Parts)	-245	-138	-93	-42	797,659	638,054	715	107	63,105	28,603	861,141	666,584
3.2.1 MRAP Vehicles Operation	0	0	0	0	58,970	20,187	0	0	0	0	58,970	20,187
3.3 Other Supplies & Equipment	-741	2,408	-99	9,256	374,672	180,288	191	137	127,292	39,867	501,315	231,956
3.4 Facilities/Base Support	-9,304	163	-44,613	12,790	553,337	110,411	3,919	1,161	60,159	7,177	563,498	131,702
3.5.1 Organization Level Maintenance	-1,877	7	-392	2,799	108,443	48,603	0	0	0	0	106,174	51,409
3.5.2 Intermediate Level Maintenance	-1,771	4,093	-635	442	269,641	132,627	0	0	0	0	267,235	137,162
3.5.3 Depot Level Maintenance	-3,097	9,923	-5,534	616	1,033,540	234,281	0	0	2,598	1,052	1,027,507	245,872
3.5.4 Contractor Logistics Support	-9,953	13,275	-7,571	14,925	719,963	243,672	13,971	1,925	129,891	13,276	846,301	287,073
3.5.6 MRAP Vehicles Equipment Maintenance	0	0	0	0	97,017	11,683	0	0	0	0	97,017	11,683
3.6 (C4I)	-13,529	100,624	-113,948	323,502	1,954,053	544,004	401	351	227,285	75,664	2,054,262	1,044,145
3.7 Other Services and Miscellaneous Contracts	-123,948	2,504	-37,040	117,712	2,176,998	584,626	11,501	4,910	341,263	182,554	2,368,774	892,306
3.9 Psychological Operations (Information Operations)	0	0	0	0	2,657	0	0	0	0	0	2,657	0
3.0 Operating Support Sub-Total	-164,411	132,912	-209,907	482,175	8,245,012	2,765,489	30,698	8,591	957,429	348,193	8,858,821	3,737,360
4.1 Airlift	-200	0	0	0	329,419	188,962	0	0	0	0	329,219	188,962
4.2 Sealift	0	0	0	0	48,654	46,341	0	0	0	0	48,654	46,341
4.4 Port Handling/Inland Transportation	1	7	-12,664	24	164,061	81,845	1,458	671	781	771	153,637	83,318
4.5 Other Transportation	0	-1	-25	19	31	14	0	0	0	0	6	32

COST OF WAR
Operation and Maintenance (O&M) Summary Execution by Operation, Component, Appropriation and Cost Breakdown Structure (CBS)
Fiscal Year 2007 - 2016
(Amounts in Thousands)
As of July 31, 2016

Component and Appropriation	Operation New Dawn (OND) / Post-OND Iraq Activities		Operation Enduring Freedom		Operation Freedom's Sentinel		Operation Noble Eagle		Operation Inherent Resolve		Summary	
	Obligations Year to Date	Disbursements Year to Date	Obligations Year to Date	Disbursements Year to Date	Obligations Year to Date	Disbursements Year to Date	Obligations Year to Date	Disbursements Year to Date	Obligations Year to Date	Disbursements Year to Date	Obligations Year to Date	Disbursements Year to Date
4.6 Second Destination Transportation	6	7	-1,023	8,069	759,956	344,069	0	0	1	1	758,940	352,146
4.7 MRAP Vehicles Transportation	-1,000	0	0	0	0	0	0	0	0	0	-1,000	0
4.0 Transportation Sub-Total	-1,193	13	-13,712	8,112	1,302,121	661,231	1,458	671	782	772	1,289,456	670,799
7.4.1 Afghanistan (CERP)	0	0	-53	291	1,785	1,047	0	0	0	0	1,732	1,338
7.6.1 Trainee Equip/Support	0	0	0	0	0	0	0	0	1,393	774	1,393	774
7.6.2 U.S. Trainer/Enabler	0	0	0	0	0	0	0	0	7,903	1,430	7,903	1,430
7.0 Other Support Sub-Total	0	0	-53	291	1,785	1,047	0	0	9,296	2,204	11,028	3,542
Afghanistan Security Forces Fund, Army												
7.3.02 Defense Forces Sustainment	0	0	-422,817	-416,984	2,033,129	1,905,871	0	0	0	0	1,610,312	1,488,887
7.3.03 Defense Forces Infrastructure	0	0	-202,105	-26,835	79,458	86,992	0	0	0	0	-122,647	60,157
7.3.04 Defense Forces Equipment and Transportation	0	0	-30,748	-30,634	401,653	268,226	0	0	0	0	370,905	237,592
7.3.05 Defense Forces Training and Operations	0	0	-201,638	-200,348	356,105	365,244	0	0	0	0	154,467	164,896
7.3.07 Interior Forces Sustainment	0	0	-156,092	-150,843	1,113,040	977,514	0	0	0	0	956,948	826,671
7.3.08 Interior Forces Infrastructure	0	0	-23,794	2,347	46,209	52,981	0	0	0	0	22,415	55,328
7.3.09 Interior Forces Equipment	0	0	-1	8	211,385	211,973	0	0	0	0	211,384	211,981
7.3.10 Interior Forces Training and Operations	0	0	-12,688	-9,790	37,549	24,853	0	0	0	0	24,861	15,063
7.3.14 Detainee Operations Sustainment	0	0	-2,107	-2,106	3,863	-29,729	0	0	0	0	1,756	-31,835
7.3.15 Detainee Operations Infrastructure	0	0	-409	-5	0	0	0	0	0	0	-409	-5
7.3.20 Other	0	0	14,678	22,947	0	-22,630	0	0	0	0	14,678	317
7.0 Other Support Sub-Total	0	0	-1,037,721	-812,243	4,282,391	3,841,295	0	0	0	0	3,244,670	3,029,052
Iraq Security Forces Fund, Army												
7.3.02 Defense Forces Sustainment	-1,893	-10	0	0	0	0	0	0	0	0	-1,893	-10
7.3.04 Defense Forces Equipment and Transportation	-505	0	0	0	0	0	0	0	0	0	-505	0
7.3.05 Defense Forces Training and Operations	-98	63	0	0	0	0	0	0	0	0	-98	63
7.3.07 Interior Forces Sustainment	-25	0	0	0	0	0	0	0	0	0	-25	0
7.3.09 Interior Forces Equipment	-36	0	0	0	0	0	0	0	0	0	-36	0
7.3.10 Interior Forces Training and Operations	-2,262	17	0	0	0	0	0	0	0	0	-2,262	17
7.3.11 Quick Response Fund	-1,116	-2,014	0	0	0	0	0	0	0	0	-1,116	-2,014
7.3.12 Quick Response Fund	504	2,015	0	0	0	0	0	0	0	0	504	2,015
7.0 Other Support Sub-Total	-5,431	71	0	0	0	0	0	0	0	0	-5,431	71
Pakistan Counterinsurgency Fund, Army												
7.3.30 PCCF Defense Security Forces	0	0	-305	0	0	0	0	0	0	0	-305	0
7.3.40 PCCF Frontier Corps	0	0	-186	1	0	0	0	0	0	0	-186	1

COST OF WAR
Operation and Maintenance (O&M) Summary Execution by Operation, Component, Appropriation and Cost Breakdown Structure (CBS)
Fiscal Year 2007 - 2016
(Amounts in Thousands)
As of July 31, 2016

Component and Appropriation	Operation New Dawn (OND) / Post-OND Iraq Activities		Operation Enduring Freedom		Operation Freedom's Sentinel		Operation Noble Eagle		Operation Inherent Resolve		Summary	
	Obligations Year to Date	Disbursements Year to Date	Obligations Year to Date	Disbursements Year to Date	Obligations Year to Date	Disbursements Year to Date	Obligations Year to Date	Disbursements Year to Date	Obligations Year to Date	Disbursements Year to Date	Obligations Year to Date	Disbursements Year to Date
7.0 Other Support Sub-Total	0	0	-491	1	0	0	0	0	0	0	-491	1
Afghanistan Infrastructure Fund, Army												
7.5.1 Afghanistan Infrastructure Fund - Power	0	0	-19,028	38,432	0	0	0	0	0	0	-19,028	38,432
7.5.2 Afghanistan Infrastructure Fund - Transportation	0	0	-20	1,106	0	0	0	0	0	0	-20	1,106
7.5.3 Afghanistan Infrastructure Fund - Water	0	0	445	18,318	0	0	0	0	0	0	445	18,318
7.0 Other Support Sub-Total	0	0	-18,603	57,856	0	0	0	0	0	0	-18,603	57,856
Iraq Train and Equip Fund												
7.7.1 Defense Forces	0	0	0	0	0	0	0	0	740,621	748,866	740,621	748,866
7.0 Other Support Sub-Total	0	0	0	0	0	0	0	0	740,621	748,866	740,621	748,866
Army Reserve Total	-2	91	-20	-6	20,864	13,235	0	0	83	82	20,925	13,402
Operation and Maintenance, Army Reserve												
2.1 Temporary Duty (TDY)/Additional Duty (TAD)	-1	-1	-3	-1	6,871	5,657	0	0	83	82	6,950	5,737
2.4 Reserve Component Activation/Deactivation	5	4	-8	-7	0	0	0	0	0	0	-3	-3
2.5 Other Personnel Support	0	0	-11	0	6,641	4,769	0	0	0	0	6,630	4,769
2.0 Personnel Support Sub-Total	4	3	-22	-8	13,512	10,426	0	0	83	82	13,577	10,503
3.3 Other Supplies & Equipment	-5	0	0	0	611	568	0	0	0	0	606	568
3.4 Facilities/Base Support	0	0	0	0	406	291	0	0	0	0	406	291
3.6 (C4I)	0	0	0	0	51	31	0	0	0	0	51	31
3.7 Other Services and Miscellaneous Contracts	-1	88	2	2	5,902	1,610	0	0	0	0	5,903	1,700
3.0 Operating Support Sub-Total	-6	88	2	2	6,970	2,500	0	0	0	0	6,966	2,590
4.4 Port Handling/Inland Transportation	0	0	0	0	382	309	0	0	0	0	382	309
4.0 Transportation Sub-Total	0	0	0	0	382	309	0	0	0	0	382	309
Army National Guard Total	-54	0	-3,878	528	35,964	19,421	0	0	0	0	32,032	19,949
Operation and Maintenance, Army Natl Guard												
1.2.1 Civilian Premium Pay	0	0	0	0	548	435	0	0	0	0	548	435
1.0 Personnel Sub-Total	0	0	0	0	548	435	0	0	0	0	548	435
2.1 Temporary Duty (TDY)/Additional Duty (TAD)	0	0	0	0	80	32	0	0	0	0	80	32
2.2 Clothing and Other Personnel Equipment & Supplies	0	0	0	0	58	6	0	0	0	0	58	6
2.3 Medical Support/Health Services	0	0	0	0	305	118	0	0	0	0	305	118
2.4 Reserve Component Activation/Deactivation	0	0	0	0	5,487	3,761	0	0	0	0	5,487	3,761
2.5 Other Personnel Support	0	0	0	0	224	10	0	0	0	0	224	10
2.0 Personnel Support Sub-Total	0	0	0	0	6,154	3,927	0	0	0	0	6,154	3,927
3.1 Training	0	0	0	0	4	4	0	0	0	0	4	4

COST OF WAR
Operation and Maintenance (O&M) Summary Execution by Operation, Component, Appropriation and Cost Breakdown Structure (CBS)
Fiscal Year 2007 - 2016
(Amounts in Thousands)
As of July 31, 2016

Component and Appropriation	Operation New Dawn (OND) / Post-OND Iraq Activities		Operation Enduring Freedom		Operation Freedom's Sentinel		Operation Noble Eagle		Operation Inherent Resolve		Summary	
	Obligations Year to Date	Disbursements Year to Date	Obligations Year to Date	Disbursements Year to Date	Obligations Year to Date	Disbursements Year to Date	Obligations Year to Date	Disbursements Year to Date	Obligations Year to Date	Disbursements Year to Date	Obligations Year to Date	Disbursements Year to Date
3.2 Operations (OPTEMPO) (Fuel, Other POL, Parts)	0	0	0	0	11,553	7,771	0	0	0	0	11,553	7,771
3.3 Other Supplies & Equipment	-52	0	103	105	2,617	1,029	0	0	0	0	2,668	1,134
3.4 Facilities/Base Support	0	0	0	48	1,296	434	0	0	0	0	1,296	482
3.5.3 Depot Level Maintenance	0	0	0	0	5	0	0	0	0	0	5	0
3.5.4 Contractor Logistics Support	-2	0	-2,956	0	0	0	0	0	0	0	-2,958	0
3.6 (C4I)	0	0	0	2	7,034	3,833	0	0	0	0	7,034	3,835
3.7 Other Services and Miscellaneous Contracts	0	0	-1,025	373	6,467	1,794	0	0	0	0	5,442	2,167
3.0 Operating Support Sub-Total	-54	0	-3,878	528	28,976	14,865	0	0	0	0	25,044	15,393
4.4 Port Handling/Inland Transportation	0	0	0	0	262	194	0	0	0	0	262	194
4.5 Other Transportation	0	0	0	0	24	0	0	0	0	0	24	0
4.0 Transportation Sub-Total	0	0	0	0	286	194	0	0	0	0	286	194
Navy/Marine Corps Total	10,947	82,384	-1,038,599	-208,298	5,086,010	3,616,967	0	0	356,656	203,340	4,415,014	3,694,393
Navy Total	0	0	0	1	3,804,404	2,577,077	0	0	346,754	194,908	4,151,158	2,771,986
Navy Active Total	0	0	0	1	3,774,424	2,557,694	0	0	346,754	194,908	4,121,178	2,752,603
Operation and Maintenance, Navy												
1.2.1 Civilian Premium Pay	0	0	0	0	64,350	52,161	0	0	49	49	64,399	52,210
1.2.2 Civilian Temporary Hires	0	0	0	0	517	489	0	0	59	59	576	548
1.0 Personnel Sub-Total	0	0	0	0	64,867	52,650	0	0	108	108	64,975	52,758
2.1 Temporary Duty (TDY)/Additional Duty (TAD)	0	0	0	0	100,024	77,077	0	0	808	808	100,832	77,885
2.2 Clothing and Other Personnel Equipment & Supplies	0	0	0	0	6,577	1,435	0	0	0	0	6,577	1,435
2.3 Medical Support/Health Services	0	0	0	0	36	23	0	0	0	0	36	23
2.5 Other Personnel Support	0	0	0	0	7,385	2,938	0	0	0	0	7,385	2,938
2.0 Personnel Support Sub-Total	0	0	0	0	114,022	81,473	0	0	808	808	114,830	82,281
3.1 Training	0	0	0	0	50,863	24,358	0	0	0	0	50,863	24,358
3.2 Operations (OPTEMPO) (Fuel, Other POL, Parts)	0	0	0	0	850,234	787,196	0	0	176,547	176,547	1,026,781	963,743
3.3 Other Supplies & Equipment	0	0	0	0	161,147	121,002	0	0	0	0	161,147	121,002
3.4 Facilities/Base Support	0	0	0	0	33,626	11,380	0	0	0	0	33,626	11,380
3.5.1 Organization Level Maintenance	0	0	0	0	38,684	33,396	0	0	0	0	38,684	33,396
3.5.2 Intermediate Level Maintenance	0	0	0	0	15,933	13,913	0	0	0	0	15,933	13,913
3.5.3 Depot Level Maintenance	0	0	0	0	1,761,522	1,004,113	0	0	0	0	1,761,522	1,004,113
3.5.4 Contractor Logistics Support	0	0	0	0	11,788	8,196	0	0	0	0	11,788	8,196
3.6 (C4I)	0	0	0	0	56,045	34,699	0	0	0	0	56,045	34,699
3.7 Other Services and Miscellaneous Contracts	0	0	0	1	168,847	71,667	0	0	168,630	16,784	337,477	88,452

COST OF WAR
Operation and Maintenance (O&M) Summary Execution by Operation, Component, Appropriation and Cost Breakdown Structure (CBS)
Fiscal Year 2007 - 2016
(Amounts in Thousands)
As of July 31, 2016

Component and Appropriation	Operation New Dawn (OND) / Post-OND Iraq Activities		Operation Enduring Freedom		Operation Freedom's Sentinel		Operation Noble Eagle		Operation Inherent Resolve		Summary	
	Obligations Year to Date	Disbursements Year to Date	Obligations Year to Date	Disbursements Year to Date	Obligations Year to Date	Disbursements Year to Date	Obligations Year to Date	Disbursements Year to Date	Obligations Year to Date	Disbursements Year to Date	Obligations Year to Date	Disbursements Year to Date
3.0 Operating Support Sub-Total	0	0	0	1	3,148,689	2,109,920	0	0	345,177	193,331	3,493,866	2,303,252
4.1 Airlift	0	0	0	0	193,676	111,215	0	0	661	661	194,337	111,876
4.2 Sealift	0	0	0	0	236,165	200,705	0	0	0	0	236,165	200,705
4.4 Port Handling/Inland Transportation	0	0	0	0	6,582	42	0	0	0	0	6,582	42
4.5 Other Transportation	0	0	0	0	8,755	511	0	0	0	0	8,755	511
4.6 Second Destination Transportation	0	0	0	0	1,668	1,178	0	0	0	0	1,668	1,178
4.0 Transportation Sub-Total	0	0	0	0	446,846	313,651	0	0	661	661	447,507	314,312
Navy Reserve Total	0	0	0	0	29,980	19,383	0	0	0	0	29,980	19,383
Operation and Maintenance, Navy Reserve												
2.2 Clothing and Other Personnel Equipment & Supplies	0	0	0	0	771	162	0	0	0	0	771	162
2.3 Medical Support/Health Services	0	0	0	0	694	280	0	0	0	0	694	280
2.4 Reserve Component Activation/Deactivation	0	0	0	0	1,593	628	0	0	0	0	1,593	628
2.0 Personnel Support Sub-Total	0	0	0	0	3,058	1,070	0	0	0	0	3,058	1,070
3.2 Operations (OPTEMPO) (Fuel, Other POL, Parts)	0	0	0	0	3,758	3,758	0	0	0	0	3,758	3,758
3.5.2 Intermediate Level Maintenance	0	0	0	0	12	6	0	0	0	0	12	6
3.5.3 Depot Level Maintenance	0	0	0	0	18,125	14,459	0	0	0	0	18,125	14,459
3.5.4 Contractor Logistics Support	0	0	0	0	3,596	0	0	0	0	0	3,596	0
3.7 Other Services and Miscellaneous Contracts	0	0	0	0	1,431	90	0	0	0	0	1,431	90
3.0 Operating Support Sub-Total	0	0	0	0	26,922	18,313	0	0	0	0	26,922	18,313
Marine Corps Total	10,947	82,384	-1,038,599	-208,299	1,281,606	1,039,890	0	0	9,902	8,432	263,856	922,407
Marine Corps Active Total	10,947	82,384	-1,032,616	-207,258	1,275,146	1,033,934	0	0	9,902	8,432	263,379	917,492
Operation and Maintenance, Marine Corps												
1.1.2 Imminent Danger or Hostile Fire Pay	0	0	7	7	0	0	0	0	0	0	7	7
1.1.5 Subsistence	0	0	-1,282	-1,276	0	0	0	0	0	0	-1,282	-1,276
1.1.7 Other Military Personnel (Special Pay)	0	0	-1,274	-1,010	1,405	1,484	0	0	0	0	131	474
1.2.1 Civilian Premium Pay	1,534	1,660	168,974	167,026	1,392	1,395	0	0	0	0	171,900	170,081
1.2.2 Civilian Temporary Hires	0	0	-2,462	-2,937	4,383	4,857	0	0	0	0	1,921	1,920
1.2.3 MRAP Vehicles	0	0	0	-1	0	1	0	0	0	0	0	0
1.0 Personnel Sub-Total	1,534	1,660	163,963	161,809	7,180	7,737	0	0	0	0	172,677	171,206
2.1 Temporary Duty (TDY)/Additional Duty (TAD)	-48	15	-23,157	-20,650	37,931	38,208	0	0	2,508	2,469	17,234	20,042
2.2 Clothing and Other Personnel Equipment & Supplies	0	0	-51,534	-12,659	78,231	76,300	0	0	68	68	26,765	63,709
2.2.1 Organizational Clothing	0	0	-262	-250	259	256	0	0	0	0	-3	6
2.3 Medical Support/Health Services	0	0	-1,616	-995	2,174	2,166	0	0	0	0	558	1,171

COST OF WAR
Operation and Maintenance (O&M) Summary Execution by Operation, Component, Appropriation and Cost Breakdown Structure (CBS)
Fiscal Year 2007 - 2016
(Amounts in Thousands)
As of July 31, 2016

Component and Appropriation	Operation New Dawn (OND) / Post-OND Iraq Activities		Operation Enduring Freedom		Operation Freedom's Sentinel		Operation Noble Eagle		Operation Inherent Resolve		Summary	
	Obligations Year to Date	Disbursements Year to Date	Obligations Year to Date	Disbursements Year to Date	Obligations Year to Date	Disbursements Year to Date	Obligations Year to Date	Disbursements Year to Date	Obligations Year to Date	Disbursements Year to Date	Obligations Year to Date	Disbursements Year to Date
2.4 Reserve Component Activation/Deactivation	3	3	-5,866	-3,700	4,723	4,721	0	0	243	221	-897	1,245
2.5 Other Personnel Support	0	0	-3,589	-1,663	14,593	14,056	0	0	0	0	11,004	12,393
2.0 Personnel Support Sub-Total	-45	18	-86,024	-39,917	137,911	135,707	0	0	2,819	2,758	54,661	98,566
3.1 Training	0	0	-221,250	-165,710	66,458	48,801	0	0	119	119	-154,673	-116,790
3.2 Operations (OPTEMPO) (Fuel, Other POL, Parts)	0	0	-20,996	7,561	45,042	41,235	0	0	1,083	1,083	25,129	49,879
3.2.1 MRAP Vehicles Operation	0	0	-155	2,152	556	448	0	0	0	0	401	2,600
3.3 Other Supplies & Equipment	0	0	-37,208	-20,251	23,639	28,098	0	0	683	682	-12,886	8,529
3.4 Facilities/Base Support	0	0	-28,632	-27,335	29,316	29,058	0	0	0	0	684	1,723
3.4.1 MRAP Vehicles Facilities and Base Support	0	0	0	3,790	0	-4,927	0	0	0	0	0	-1,137
3.5.1 Organization Level Maintenance	0	0	-30,751	-8,753	35,042	26,812	0	0	0	0	4,291	18,059
3.5.2 Intermediate Level Maintenance	0	0	76,043	51,975	287	297	0	0	0	0	76,330	52,272
3.5.3 Depot Level Maintenance	9,483	84,772	-297,558	29,475	439,146	300,906	0	0	0	0	151,071	415,153
3.5.4 Contractor Logistics Support	0	0	-35,475	3,551	40,243	26,263	0	0	0	0	4,768	29,814
3.5.6 MRAP Vehicles Equipment Maintenance	0	0	-20,550	-5,468	20,842	19,095	0	0	0	0	292	13,627
3.6 (C4I)	-33	-30	-34,509	1,338	19,309	14,843	0	0	-34	1	-15,267	16,152
3.7 Other Services and Miscellaneous Contracts	-22	-3,841	-229,337	-33,117	336,334	289,035	0	0	5,232	3,785	112,207	255,862
3.0 Operating Support Sub-Total	9,428	80,901	-880,378	-160,792	1,056,214	819,964	0	0	7,083	5,670	192,347	745,743
4.1 Airlift	0	0	-500	-500	849	849	0	0	0	0	349	349
4.2 Sealift	0	0	-431	-431	431	1,536	0	0	0	0	0	1,105
4.4 Port Handling/Inland Transportation	0	0	-227	-113	171	119	0	0	0	0	-56	6
4.5 Other Transportation	30	30	22,135	22,813	28,570	29,100	0	0	0	4	50,735	51,947
4.6 Second Destination Transportation	0	-225	-230,059	-170,018	43,815	38,922	0	0	0	0	-186,244	-131,321
4.8 Retrograde of Personnel and Equipment	0	0	-21,095	-20,109	5	0	0	0	0	0	-21,090	-20,109
4.0 Transportation Sub-Total	30	-195	-230,177	-168,358	73,841	70,526	0	0	0	4	-156,306	-98,023
Marine Corps Reserve Total	0	0	-5,983	-1,041	6,460	5,956	0	0	0	0	477	4,915
Operation and Maintenance, USMC Reserve												
2.1 Temporary Duty (TDY)/Additional Duty (TAD)	0	0	-1,758	-1,819	2,313	2,638	0	0	0	0	555	819
2.2 Clothing and Other Personnel Equipment & Supplies	0	0	-274	-13	286	233	0	0	0	0	12	220
2.4 Reserve Component Activation/Deactivation	0	0	-62	-62	334	333	0	0	0	0	272	271
2.0 Personnel Support Sub-Total	0	0	-2,094	-1,894	2,933	3,204	0	0	0	0	839	1,310
3.2 Operations (OPTEMPO) (Fuel, Other POL, Parts)	0	0	-1,082	-576	2,679	2,294	0	0	0	0	1,597	1,718
3.6 (C4I)	0	0	-388	0	583	195	0	0	0	0	195	195
3.7 Other Services and Miscellaneous Contracts	0	0	-309	1,429	265	263	0	0	0	0	-44	1,692

COST OF WAR
Operation and Maintenance (O&M) Summary Execution by Operation, Component, Appropriation and Cost Breakdown Structure (CBS)
Fiscal Year 2007 - 2016
(Amounts in Thousands)
As of July 31, 2016

Component and Appropriation	Operation New Dawn (OND) / Post-OND Iraq Activities		Operation Enduring Freedom		Operation Freedom's Sentinel		Operation Noble Eagle		Operation Inherent Resolve		Summary	
	Obligations Year to Date	Disbursements Year to Date	Obligations Year to Date	Disbursements Year to Date	Obligations Year to Date	Disbursements Year to Date	Obligations Year to Date	Disbursements Year to Date	Obligations Year to Date	Disbursements Year to Date	Obligations Year to Date	Disbursements Year to Date
3.0 Operating Support Sub-Total	0	0	-1,779	853	3,527	2,752	0	0	0	0	1,748	3,605
4.5 Other Transportation	0	0	-2,110	0	0	0	0	0	0	0	-2,110	0
4.0 Transportation Sub-Total	0	0	-2,110	0	0	0	0	0	0	0	-2,110	0
Air Force Total	1,195,700	1,222,781	-3,621,396	-584,532	6,937,842	4,659,475	-44,966	-46,110	1,603,603	1,420,814	6,070,783	6,672,428
Air Force Active Total	1,195,701	1,222,781	-3,648,198	-612,026	6,808,362	4,559,756	-44,966	-46,110	1,603,603	1,420,814	5,914,502	6,545,215
Operation and Maintenance, Air Force												
1.1.6 Reserve Components Predeployment Training	0	0	0	0	0	0	120	120	0	0	120	120
1.1.7 Other Military Personnel (Special Pay)	0	0	0	0	10	0	0	0	0	0	10	0
1.2.2 Civilian Temporary Hires	4,141	4,204	-13,465	-13,298	55,715	55,369	740	740	61	59	47,192	47,074
1.0 Personnel Sub-Total	4,141	4,204	-13,465	-13,298	55,725	55,369	860	860	61	59	47,322	47,194
2.1 Temporary Duty (TDY)/Additional Duty (TAD)	15,167	14,808	-96,673	-35,876	255,690	175,400	3,362	2,173	13,621	8,965	191,167	165,470
2.2 Clothing and Other Personnel Equipment & Supplies	21	21	-134	169	1,424	2,022	0	0	61	61	1,372	2,273
2.3 Medical Support/Health Services	-7,985	-9,162	-2,139	6,786	38,106	17,852	285	222	2,516	873	30,783	16,571
2.5 Other Personnel Support	40,035	21,605	-10,185	3,966	42,477	22,063	0	0	978	405	73,305	48,039
2.0 Personnel Support Sub-Total	47,238	27,272	-109,131	-24,955	337,697	217,337	3,647	2,395	17,176	10,304	296,627	232,353
3.1 Training	127	127	-5,330	4,175	34,070	16,448	0	0	3,983	971	32,850	21,721
3.2 Operations (OPTEMPO) (Fuel, Other POL, Parts)	22,377	16,580	-199,588	-201,348	532,088	411,981	-49,408	-49,409	1,071,719	1,071,560	1,377,188	1,249,364
3.3 Other Supplies & Equipment	-77,417	-17,995	-30,897	190,503	410,279	317,560	-19	22	65,038	56,921	366,984	547,011
3.4 Facilities/Base Support	-30,008	-28,398	-112,452	-21,219	204,147	117,409	-62	6	26,178	14,054	87,803	81,852
3.5.3 Depot Level Maintenance	1,601,557	1,559,087	4,517,662	4,491,468	1,945,438	1,121,750	0	0	0	0	8,064,657	7,172,305
3.5.4 Contractor Logistics Support	-119,392	-100,575	-7,094,009	-5,330,012	-228,505	-216,087	0	0	0	0	-7,441,906	-5,646,674
3.6 (C4I)	33,591	32,735	-273,166	15,503	773,957	509,006	0	0	41,610	23,617	575,992	580,861
3.7 Other Services and Miscellaneous Contracts	-281,305	-267,627	126,440	463,053	1,283,137	955,662	0	0	201,046	59,249	1,329,318	1,210,337
3.0 Operating Support Sub-Total	1,149,530	1,193,934	-3,071,340	-387,877	4,954,611	3,233,729	-49,489	-49,381	1,409,574	1,226,372	4,392,886	5,216,777
4.1 Airlift	-5,049	-3,944	-377,316	-206,876	1,251,993	976,870	0	0	160,289	167,869	1,029,917	933,919
4.2 Sealift	183	183	-105	-90	325	91	0	0	0	0	403	184
4.5 Other Transportation	-342	1,132	-77,232	20,698	203,684	72,692	16	16	5,492	3,963	131,618	98,501
4.8 Retrograde of Personnel and Equipment	0	0	391	372	4,327	3,668	0	0	5	5	4,723	4,045
4.0 Transportation Sub-Total	-5,208	-2,629	-454,262	-185,896	1,460,329	1,053,321	16	16	165,786	171,837	1,166,661	1,036,649
7.6.1 Trainee Equip/Support	0	0	0	0	0	0	0	0	4,485	2,263	4,485	2,263
7.6.2 U.S. Trainer/Enabler	0	0	0	0	0	0	0	0	6,521	9,979	6,521	9,979
7.0 Other Support Sub-Total	0	0	0	0	0	0	0	0	11,006	12,242	11,006	12,242
Air Force Reserve Total	-1	0	25,727	25,265	124,695	96,781	0	0	0	0	150,421	122,046

COST OF WAR
Operation and Maintenance (O&M) Summary Execution by Operation, Component, Appropriation and Cost Breakdown Structure (CBS)
Fiscal Year 2007 - 2016
(Amounts in Thousands)
As of July 31, 2016

Component and Appropriation	Operation New Dawn (OND) / Post-OND Iraq Activities		Operation Enduring Freedom		Operation Freedom's Sentinel		Operation Noble Eagle		Operation Inherent Resolve		Summary	
	Obligations Year to Date	Disbursements Year to Date	Obligations Year to Date	Disbursements Year to Date	Obligations Year to Date	Disbursements Year to Date	Obligations Year to Date	Disbursements Year to Date	Obligations Year to Date	Disbursements Year to Date	Obligations Year to Date	Disbursements Year to Date
Operation and Maintenance, Air Force Reserve												
2.1 Temporary Duty (TDY)/Additional Duty (TAD)	0	0	2,298	2,265	5,941	4,514	0	0	0	0	8,239	6,779
2.0 Personnel Support Sub-Total	0	0	2,298	2,265	5,941	4,514	0	0	0	0	8,239	6,779
3.2 Operations (OPTEMPO) (Fuel, Other POL, Parts)	0	0	53	53	0	0	0	0	0	0	53	53
3.3 Other Supplies & Equipment	-1	0	106	105	363	255	0	0	0	0	468	360
3.4 Facilities/Base Support	0	0	1,913	1,894	3,002	2,183	0	0	0	0	4,915	4,077
3.5.3 Depot Level Maintenance	0	0	10,074	10,074	16,817	16,817	0	0	0	0	26,891	26,891
3.5.4 Contractor Logistics Support	0	0	11,283	10,874	98,572	73,012	0	0	0	0	109,855	83,886
3.0 Operating Support Sub-Total	-1	0	23,429	23,000	118,754	92,267	0	0	0	0	142,182	115,267
Air Force National Guard Total	0	0	1,075	2,229	4,785	2,938	0	0	0	0	5,860	5,167
Operation and Maintenance, Air Natl Guard												
2.1 Temporary Duty (TDY)/Additional Duty (TAD)	0	0	94	126	732	641	0	0	0	0	826	767
2.0 Personnel Support Sub-Total	0	0	94	126	732	641	0	0	0	0	826	767
3.3 Other Supplies & Equipment	0	0	244	208	1,316	731	0	0	0	0	1,560	939
3.4 Facilities/Base Support	0	0	87	853	469	307	0	0	0	0	556	1,160
3.6 (C4I)	0	0	3	1	5	2	0	0	0	0	8	3
3.7 Other Services and Miscellaneous Contracts	0	0	647	1,041	2,263	1,257	0	0	0	0	2,910	2,298
3.0 Operating Support Sub-Total	0	0	981	2,103	4,053	2,297	0	0	0	0	5,034	4,400
Defense Health Program Total	-813	-23	-17,213	3,942	249,193	257,850	0	0	0	0	231,167	261,769
Defense Health Program, Defense												
2.3 Medical Support/Health Services	-813	-23	-17,213	3,942	249,193	257,850	0	0	0	0	231,167	261,769
2.0 Personnel Support Sub-Total	-813	-23	-17,213	3,942	249,193	257,850	0	0	0	0	231,167	261,769
DODIG Total	-6	-5	4,398	4,655	1,939	1,964	0	0	10,478	9,493	16,809	16,107
Office of the Inspector General, Defense												
1.2.1 Civilian Premium Pay	0	0	2,827	3,039	1,769	1,762	0	0	877	827	5,473	5,628
1.2.2 Civilian Temporary Hires	0	0	929	994	103	131	0	0	7,531	7,068	8,563	8,193
1.0 Personnel Sub-Total	0	0	3,756	4,033	1,872	1,893	0	0	8,408	7,895	14,036	13,821
2.1 Temporary Duty (TDY)/Additional Duty (TAD)	-4	-5	346	370	67	65	0	0	811	663	1,220	1,093
2.2 Clothing and Other Personnel Equipment & Supplies	0	0	-2	14	0	1	0	0	20	13	18	28
2.0 Personnel Support Sub-Total	-4	-5	344	384	67	66	0	0	831	676	1,238	1,121
3.1 Training	-1	0	-26	10	0	1	0	0	15	9	-12	20
3.3 Other Supplies & Equipment	0	0	-2	1	0	1	0	0	2	1	0	3
3.6 (C4I)	0	0	50	97	0	3	0	0	64	4	114	104

COST OF WAR
Operation and Maintenance (O&M) Summary Execution by Operation, Component, Appropriation and Cost Breakdown Structure (CBS)
Fiscal Year 2007 - 2016
(Amounts in Thousands)
As of July 31, 2016

Component and Appropriation	Operation New Dawn (OND) / Post-OND Iraq Activities		Operation Enduring Freedom		Operation Freedom's Sentinel		Operation Noble Eagle		Operation Inherent Resolve		Summary	
	Obligations Year to Date	Disbursements Year to Date	Obligations Year to Date	Disbursements Year to Date	Obligations Year to Date	Disbursements Year to Date	Obligations Year to Date	Disbursements Year to Date	Obligations Year to Date	Disbursements Year to Date	Obligations Year to Date	Disbursements Year to Date
3.7 Other Services and Miscellaneous Contracts	-1	0	252	113	0	0	0	0	1,142	895	1,393	1,008
3.0 Operating Support Sub-Total	-2	0	274	221	0	5	0	0	1,223	909	1,495	1,135
4.5 Other Transportation	0	0	24	17	0	0	0	0	16	13	40	30
4.0 Transportation Sub-Total	0	0	24	17	0	0	0	0	16	13	40	30
Defense Agency Total	-1,404	26,453	-183,281	692,521	2,768,560	1,397,204	161	-1,369	655,315	263,193	3,239,351	2,378,002
Operation and Maintenance, Defense-Wide												
1.2.1 Civilian Premium Pay	820	834	-17,099	-6,550	85,116	51,565	0	0	0	0	68,837	45,849
1.2.2 Civilian Temporary Hires	2,234	3,690	-2,106	-1,117	12,739	11,727	0	0	0	0	12,867	14,300
1.0 Personnel Sub-Total	3,054	4,524	-19,205	-7,667	97,855	63,292	0	0	0	0	81,704	60,149
2.1 Temporary Duty (TDY)/Additional Duty (TAD)	4	96	-6,231	9,003	119,885	86,873	0	0	16,894	12,518	130,552	108,490
2.2 Clothing and Other Personnel Equipment & Supplies	0	0	-18	185	2,209	975	0	0	795	479	2,986	1,639
2.3 Medical Support/Health Services	1	1	-356	912	3,760	2,178	0	0	104	59	3,509	3,150
2.5 Other Personnel Support	-1,597	4,091	-320	42,132	72,939	63,445	0	0	0	0	71,022	109,668
2.0 Personnel Support Sub-Total	-1,592	4,188	-6,925	52,232	198,793	153,471	0	0	17,793	13,056	208,069	222,947
3.1 Training	-5	-5	-934	13,182	21,549	11,167	0	0	1,443	310	22,053	24,654
3.2 Operations (OPTEMPO) (Fuel, Other POL, Parts)	0	18	1,172	10,163	146,220	72,320	0	0	84,177	71,002	231,569	153,503
3.3 Other Supplies & Equipment	-24	52	-4,519	61,985	118,101	47,940	0	0	44,612	23,018	158,170	132,995
3.4 Facilities/Base Support	0	0	-470	3,100	2,087	1,218	0	0	21	21	1,638	4,339
3.5.1 Organization Level Maintenance	0	0	-103	14,693	77	77	0	0	0	0	-26	14,770
3.5.2 Intermediate Level Maintenance	0	0	0	0	4,491	1,400	0	0	90	41	4,581	1,441
3.5.3 Depot Level Maintenance	0	0	0	3,506	15,688	978	0	0	1,500	0	17,188	4,484
3.5.4 Contractor Logistics Support	-86	3	-177	232,682	254,671	73,622	0	0	9,907	1,600	264,315	307,907
3.5.6 MRAP Vehicles Equipment Maintenance	0	0	0	0	39,723	22,225	0	0	13,411	0	53,134	22,225
3.6 (C4I)	-2,152	16,627	-19,565	99,305	326,058	93,504	161	-1,369	65,225	37,485	369,727	245,552
3.7 Other Services and Miscellaneous Contracts	-599	1,046	-134,774	142,552	938,980	329,596	0	0	158,643	58,021	962,250	531,215
3.0 Operating Support Sub-Total	-2,866	17,741	-159,370	581,168	1,867,645	654,047	161	-1,369	379,029	191,498	2,084,599	1,443,085
4.1 Airlift	0	0	-1,152	58,491	176,358	112,198	0	0	71,849	38,268	247,055	208,957
4.2 Sealift	0	0	-500	3,637	1,200	828	0	0	0	0	700	4,465
4.4 Port Handling/Inland Transportation	0	0	249	145	3,194	2,689	0	0	0	0	3,443	2,834
4.5 Other Transportation	0	0	17	248	42,190	29,458	0	0	579	182	42,786	29,888
4.6 Second Destination Transportation	0	0	0	11	171	67	0	0	0	0	171	78
4.0 Transportation Sub-Total	0	0	-1,386	62,532	223,113	145,240	0	0	72,428	38,450	294,155	246,222
7.1.01 Pakistan	0	0	0	0	223,615	223,615	0	0	0	0	223,615	223,615

COST OF WAR
Operation and Maintenance (O&M) Summary Execution by Operation, Component, Appropriation and Cost Breakdown Structure (CBS)
Fiscal Year 2007 - 2016
(Amounts in Thousands)
As of July 31, 2016

Component and Appropriation	Operation New Dawn (OND) / Post-OND Iraq Activities		Operation Enduring Freedom		Operation Freedom's Sentinel		Operation Noble Eagle		Operation Inherent Resolve		Summary	
	Obligations Year to Date	Disbursements Year to Date	Obligations Year to Date	Disbursements Year to Date	Obligations Year to Date	Disbursements Year to Date	Obligations Year to Date	Disbursements Year to Date	Obligations Year to Date	Disbursements Year to Date	Obligations Year to Date	Disbursements Year to Date
7.1.26 Coalition support for Mongolia (OEF)	0	0	0	651	0	0	0	0	0	0	0	651
7.1.90 Coalition Readiness Support Program (CRSP)	0	0	2,672	2,672	13,289	13,289	0	0	0	0	15,961	15,961
7.2.1 Transportation Support	0	0	933	933	24,000	24,000	0	0	0	0	24,933	24,933
7.2.2 Logistic Support	0	0	0	0	120,250	120,250	0	0	0	0	120,250	120,250
7.6.1 Trainee Equip/Support	0	0	0	0	0	0	0	0	175,132	6,822	175,132	6,822
7.6.2 U.S. Trainer/Enabler	0	0	0	0	0	0	0	0	10,933	13,367	10,933	13,367
7.0 Other Support Sub-Total	0	0	3,605	4,256	381,154	381,154	0	0	186,065	20,189	570,824	405,599

COST OF WAR
Operation and Maintenance (O&M) Summary Execution by Operation and Cost Breakdown Structure (CBS)
Beginning Fiscal Year - 2016
(Amounts in Thousands)
As of July 31, 2016

CBS Summary	Operation New Dawn (OND) / Post-OND Iraq Activities		Operation Enduring Freedom		Operation Freedom's Sentinel		Operation Noble Eagle		Operation Inherent Resolve		Summary	
	Obligations Year to Date	Disbursements Year to Date	Obligations Year to Date	Disbursements Year to Date	Obligations Year to Date	Disbursements Year to Date	Obligations Year to Date	Disbursements Year to Date	Obligations Year to Date	Disbursements Year to Date	Obligations Year to Date	Disbursements Year to Date
O&M CBS Summary Total	75,921	36,557	0	0	24,112,035	12,412,789	44,943	21,306	3,874,661	2,399,210	28,107,560	14,869,862
1.0 Personnel Costs	6,340	6,374	0	0	269,476	214,913	1,012	993	11,917	8,312	288,745	230,592
2.0 Personnel Support Costs	35,676	3,921	0	0	1,201,024	802,854	5,986	5,263	43,884	29,330	1,286,570	841,368
3.0 Operating Support Costs	33,105	26,262	0	0	17,312,859	7,629,193	36,487	14,379	3,130,856	1,956,921	20,513,307	9,626,755
4.0 Transportation Costs	800	0	0	0	3,064,551	1,870,996	1,458	671	224,715	148,510	3,291,524	2,020,177
7.0 Other Support Costs	0	0	0	0	2,264,125	1,894,833	0	0	463,289	256,137	2,727,414	2,150,970
1.1.7 Other Military Personnel (Special Pay)	0	0	0	0	10	0	0	0	0	0	10	0
1.2.1 Civilian Premium Pay	438	438	0	0	211,118	159,221	275	256	4,904	1,765	216,735	161,680
1.2.2 Civilian Temporary Hires	5,902	5,936	0	0	58,348	55,692	737	737	7,013	6,547	72,000	68,912
1.0 Personnel Sub-Total	6,340	6,374	0	0	269,476	214,913	1,012	993	11,917	8,312	288,745	230,592
2.1 Temporary Duty (TDY)/Additional Duty (TAD)	1,217	757	0	0	554,258	372,679	5,866	5,188	33,880	23,552	595,221	402,176
2.2 Clothing and Other Personnel Equipment & Supplies	0	0	0	0	146,892	70,470	0	0	1,925	1,597	148,817	72,067
2.3 Medical Support/Health Services	334	332	0	0	314,817	252,888	120	75	6,881	3,634	322,152	256,929
2.4 Reserve Component Activation/Deactivation	0	0	0	0	7,363	4,672	0	0	0	0	7,363	4,672
2.5 Other Personnel Support	34,125	2,832	0	0	172,604	98,113	0	0	1,198	547	207,927	101,492
2.6 Rest & Recreation	0	0	0	0	5,090	4,032	0	0	0	0	5,090	4,032
2.0 Personnel Support Sub-Total	35,676	3,921	0	0	1,201,024	802,854	5,986	5,263	43,884	29,330	1,286,570	841,368
3.1 Training	0	0	0	0	217,279	81,956	0	0	10,759	777	228,038	82,733
3.2 Operations (OPTEMPO) (Fuel, Other POL, Parts)	586	321	0	0	2,216,213	1,795,610	6,500	5,891	1,522,746	1,474,910	3,746,045	3,276,732
3.2.1 MRAP Vehicles Operation	0	0	0	0	59,378	20,595	0	0	0	0	59,378	20,595
3.3 Other Supplies & Equipment	1,397	999	0	0	992,227	504,939	193	139	228,882	99,323	1,222,699	605,400
3.4 Facilities/Base Support	71	71	0	0	759,197	193,895	3,921	1,163	77,245	11,426	840,434	206,555
3.5.1 Organization Level Maintenance	0	0	0	0	153,966	88,838	0	0	0	0	153,966	88,838
3.5.2 Intermediate Level Maintenance	0	0	0	0	290,077	147,946	0	0	90	41	290,167	147,987
3.5.3 Depot Level Maintenance	21,136	21,136	0	0	4,530,967	2,175,698	0	0	4,098	1,052	4,556,201	2,197,886
3.5.4 Contractor Logistics Support	0	0	0	0	1,044,694	361,191	13,971	1,925	139,798	14,876	1,198,463	377,992
3.5.6 MRAP Vehicles Equipment Maintenance	0	0	0	0	146,187	43,355	0	0	13,411	0	159,598	43,355
3.6 (C4I)	4,894	549	0	0	2,871,563	903,929	401	351	312,330	96,580	3,189,188	1,001,409
3.7 Other Services and Miscellaneous Contracts	5,021	3,186	0	0	4,028,454	1,311,241	11,501	4,910	821,497	257,936	4,866,473	1,577,273
3.9 Psychological Operations (Information Operations)	0	0	0	0	2,657	0	0	0	0	0	2,657	0
3.0 Operating Support Sub-Total	33,105	26,262	0	0	17,312,859	7,629,193	36,487	14,379	3,130,856	1,956,921	20,513,307	9,626,755
4.1 Airlift	800	0	0	0	1,605,512	1,064,821	0	0	217,356	144,246	1,823,668	1,209,067

COST OF WAR
Operation and Maintenance (O&M) Summary Execution by Operation and Cost Breakdown Structure (CBS)
Beginning Fiscal Year - 2016
(Amounts in Thousands)
As of July 31, 2016

	Operation New Dawn (OND) / Post-OND Iraq Activities		Operation Enduring Freedom		Operation Freedom's Sentinel		Operation Noble Eagle		Operation Inherent Resolve		Summary	
	Obligations Year to Date	Disbursements Year to Date	Obligations Year to Date	Disbursements Year to Date	Obligations Year to Date	Disbursements Year to Date	Obligations Year to Date	Disbursements Year to Date	Obligations Year to Date	Disbursements Year to Date	Obligations Year to Date	Disbursements Year to Date
CBS Summary												
4.2 Sealift	0	0	0	0	286,377	247,965	0	0	0	0	286,377	247,965
4.4 Port Handling/Inland Transportation	0	0	0	0	174,481	85,079	1,458	671	781	771	176,720	86,521
4.5 Other Transportation	0	0	0	0	226,196	118,228	0	0	6,573	3,488	232,769	121,716
4.6 Second Destination Transportation	0	0	0	0	768,829	352,348	0	0	1	1	768,830	352,349
4.8 Retrograde of Personnel and Equipment	0	0	0	0	3,156	2,555	0	0	4	4	3,160	2,559
4.0 Transportation Sub-Total	800	0	0	0	3,064,551	1,870,996	1,458	671	224,715	148,510	3,291,524	2,020,177
7.2.1 Transportation Support	0	0	0	0	24,000	24,000	0	0	0	0	24,000	24,000
7.2.2 Logistic Support	0	0	0	0	120,250	120,250	0	0	0	0	120,250	120,250
7.3.02 Defense Forces Sustainment	0	0	0	0	1,168,413	952,714	0	0	0	0	1,168,413	952,714
7.3.03 Defense Forces Infrastructure	0	0	0	0	60	0	0	0	0	0	60	0
7.3.04 Defense Forces Equipment and Transportation	0	0	0	0	176,160	115,775	0	0	0	0	176,160	115,775
7.3.05 Defense Forces Training and Operations	0	0	0	0	153,675	151,213	0	0	0	0	153,675	151,213
7.3.07 Interior Forces Sustainment	0	0	0	0	526,989	464,056	0	0	0	0	526,989	464,056
7.3.08 Interior Forces Infrastructure	0	0	0	0	40	0	0	0	0	0	40	0
7.3.09 Interior Forces Equipment	0	0	0	0	73,204	73,204	0	0	0	0	73,204	73,204
7.3.10 Interior Forces Training and Operations	0	0	0	0	19,549	19,477	0	0	0	0	19,549	19,477
7.3.20 Other	0	0	0	0	0	-26,903	0	0	0	0	0	-26,903
7.4.1 Afghanistan (CERP)	0	0	0	0	1,785	1,047	0	0	0	0	1,785	1,047
7.6.1 Trainee Equip/Support	0	0	0	0	0	0	0	0	181,010	9,859	181,010	9,859
7.6.2 U.S. Trainer/Enabler	0	0	0	0	0	0	0	0	26,717	17,095	26,717	17,095
7.7.1 Defense Forces	0	0	0	0	0	0	0	0	255,562	229,183	255,562	229,183
7.0 Other Support Sub-Total	0	0	0	0	2,264,125	1,894,833	0	0	463,289	256,137	2,727,414	2,150,970

COST OF WAR
Operation and Maintenance (O&M) Summary Execution by Operation, Component, and Cost Breakdown Structure (CBS)
Beginning Fiscal Year - 2016
(Amounts in Thousands)
As of July 31, 2016

Component	Operation New Dawn (OND) / Post-OND Iraq Activities		Operation Enduring Freedom		Operation Freedom's Sentinel		Operation Noble Eagle		Operation Inherent Resolve		Summary	
	Obligations Year To Date	Disbursements Year To Date	Obligations Year To Date	Disbursements Year To Date	Obligations Year To Date	Disbursements Year To Date	Obligations Year To Date	Disbursements Year To Date	Obligations Year To Date	Disbursements Year To Date	Obligations Year To Date	Disbursements Year To Date
Grand Total	75,921	36,557	0	0	24,112,035	12,412,789	44,943	21,306	3,874,661	2,399,210	28,107,560	14,869,862
Army Total	652	586	0	0	12,028,517	5,349,521	37,381	13,941	1,235,274	587,526	13,301,824	5,951,574
1.2.1 Civilian Premium Pay	438	438	0	0	77,499	63,046	275	256	4,084	982	82,296	64,722
1.2.2 Civilian Temporary Hires	39	39	0	0	1,425	807	0	0	9	9	1,473	855
1.0 Personnel Sub-Total	477	477	0	0	78,924	63,853	275	256	4,093	991	83,769	65,577
2.1 Temporary Duty (TDY)/Additional Duty (TAD)	90	24	0	0	145,378	77,345	4,950	4,423	2,653	2,198	153,071	83,990
2.2 Clothing and Other Personnel Equipment & Supplies	0	0	0	0	109,012	39,599	0	0	1,041	1,036	110,053	40,635
2.3 Medical Support/Health Services	0	0	0	0	27,255	22,141	0	0	4,190	2,721	31,445	24,862
2.4 Reserve Component Activation/Deactivation	0	0	0	0	5,487	3,761	0	0	0	0	5,487	3,761
2.5 Other Personnel Support	0	0	0	0	48,802	19,958	0	0	228	228	49,030	20,186
2.6 Rest & Recreation	0	0	0	0	5,090	4,032	0	0	0	0	5,090	4,032
2.0 Personnel Support Sub-Total	90	24	0	0	341,024	166,836	4,950	4,423	8,112	6,183	354,176	177,466
3.1 Training	0	0	0	0	98,066	17,057	0	0	5,836	0	103,902	17,057
3.2 Operations (OPTEMPO) (Fuel, Other POL, Parts)	0	0	0	0	809,212	645,825	715	107	63,105	28,603	873,032	674,535
3.2.1 MRAP Vehicles Operation	0	0	0	0	58,970	20,187	0	0	0	0	58,970	20,187
3.3 Other Supplies & Equipment	0	0	0	0	377,900	181,885	191	137	127,292	39,867	505,383	221,889
3.4 Facilities/Base Support	71	71	0	0	555,039	111,136	3,919	1,161	60,159	7,177	619,188	119,545
3.5.1 Organization Level Maintenance	0	0	0	0	108,443	48,603	0	0	0	0	108,443	48,603
3.5.2 Intermediate Level Maintenance	0	0	0	0	269,641	132,627	0	0	0	0	269,641	132,627
3.5.3 Depot Level Maintenance	0	0	0	0	1,033,545	234,281	0	0	2,598	1,052	1,036,143	235,333
3.5.4 Contractor Logistics Support	0	0	0	0	719,963	243,672	13,971	1,925	129,891	13,276	863,825	258,873
3.5.6 MRAP Vehicles Equipment Maintenance	0	0	0	0	97,017	11,683	0	0	0	0	97,017	11,683
3.6 (C4I)	0	0	0	0	1,961,138	547,868	401	351	227,285	75,664	2,188,824	623,883
3.7 Other Services and Miscellaneous Contracts	14	14	0	0	2,094,314	511,691	11,501	4,910	341,263	182,554	2,447,092	699,169
3.9 Psychological Operations (Information Operations)	0	0	0	0	2,657	0	0	0	0	0	2,657	0
3.0 Operating Support Sub-Total	85	85	0	0	8,185,905	2,706,515	30,698	8,591	957,429	348,193	9,174,117	3,063,384
4.1 Airlift	0	0	0	0	329,419	188,962	0	0	0	0	329,419	188,962
4.2 Sealift	0	0	0	0	48,654	46,341	0	0	0	0	48,654	46,341
4.4 Port Handling/Inland Transportation	0	0	0	0	164,705	82,348	1,458	671	781	771	166,944	83,790
4.5 Other Transportation	0	0	0	0	55	14	0	0	0	0	55	14
4.6 Second Destination Transportation	0	0	0	0	759,956	344,069	0	0	1	1	759,957	344,070
4.0 Transportation Sub-Total	0	0	0	0	1,302,789	661,734	1,458	671	782	772	1,305,029	663,177
7.3.02 Defense Forces Sustainment	0	0	0	0	1,168,413	952,714	0	0	0	0	1,168,413	952,714

COST OF WAR
Operation and Maintenance (O&M) Summary Execution by Operation, Component, and Cost Breakdown Structure (CBS)
Beginning Fiscal Year - 2016
(Amounts in Thousands)
As of July 31, 2016

Component	Operation New Dawn (OND) / Post-OND Iraq Activities		Operation Enduring Freedom		Operation Freedom's Sentinel		Operation Noble Eagle		Operation Inherent Resolve		Summary	
	Obligations Year To Date	Disbursements Year To Date	Obligations Year To Date	Disbursements Year To Date	Obligations Year To Date	Disbursements Year To Date	Obligations Year To Date	Disbursements Year To Date	Obligations Year To Date	Disbursements Year To Date	Obligations Year To Date	Disbursements Year To Date
7.3.03 Defense Forces Infrastructure	0	0	0	0	60	0	0	0	0	0	60	0
7.3.04 Defense Forces Equipment and Transportation	0	0	0	0	176,160	115,775	0	0	0	0	176,160	115,775
7.3.05 Defense Forces Training and Operations	0	0	0	0	153,675	151,213	0	0	0	0	153,675	151,213
7.3.07 Interior Forces Sustainment	0	0	0	0	526,989	464,056	0	0	0	0	526,989	464,056
7.3.08 Interior Forces Infrastructure	0	0	0	0	40	0	0	0	0	0	40	0
7.3.09 Interior Forces Equipment	0	0	0	0	73,204	73,204	0	0	0	0	73,204	73,204
7.3.10 Interior Forces Training and Operations	0	0	0	0	19,549	19,477	0	0	0	0	19,549	19,477
7.3.20 Other	0	0	0	0	0	-26,903	0	0	0	0	0	-26,903
7.4.1 Afghanistan (CERP)	0	0	0	0	1,785	1,047	0	0	0	0	1,785	1,047
7.6.1 Trainee Equip/Support	0	0	0	0	0	0	0	0	1,393	774	1,393	774
7.6.2 U.S. Trainer/Enabler	0	0	0	0	0	0	0	0	7,903	1,430	7,903	1,430
7.7.1 Defense Forces	0	0	0	0	0	0	0	0	255,562	229,183	255,562	229,183
7.0 Other Support Sub-Total	0	0	0	0	2,119,875	1,750,583	0	0	264,858	231,387	2,384,733	1,981,970
Navy/Marine Corps Total	21,210	21,210	0	0	4,235,952	3,008,625	0	0	351,763	199,180	4,608,925	3,229,015
Navy Total	0	0	0	0	3,804,404	2,577,077	0	0	346,754	194,171	4,151,158	2,771,248
1.2.1 Civilian Premium Pay	0	0	0	0	64,350	52,161	0	0	49	49	64,399	52,210
1.2.2 Civilian Temporary Hires	0	0	0	0	517	489	0	0	59	59	576	548
1.0 Personnel Sub-Total	0	0	0	0	64,867	52,650	0	0	108	108	64,975	52,758
2.1 Temporary Duty (TDY)/Additional Duty (TAD)	0	0	0	0	100,024	77,077	0	0	808	808	100,832	77,885
2.2 Clothing and Other Personnel Equipment & Supplies	0	0	0	0	7,348	1,597	0	0	0	0	7,348	1,597
2.3 Medical Support/Health Services	0	0	0	0	730	303	0	0	0	0	730	303
2.4 Reserve Component Activation/Deactivation	0	0	0	0	1,593	628	0	0	0	0	1,593	628
2.5 Other Personnel Support	0	0	0	0	7,385	2,938	0	0	0	0	7,385	2,938
2.0 Personnel Support Sub-Total	0	0	0	0	117,080	82,543	0	0	808	808	117,888	83,351
3.1 Training	0	0	0	0	50,863	24,358	0	0	0	0	50,863	24,358
3.2 Operations (OPTEMPO) (Fuel, Other POL, Parts)	0	0	0	0	853,992	790,954	0	0	176,547	176,547	1,030,539	967,501
3.3 Other Supplies & Equipment	0	0	0	0	161,147	121,002	0	0	0	0	161,147	121,002
3.4 Facilities/Base Support	0	0	0	0	33,626	11,380	0	0	0	0	33,626	11,380
3.5.1 Organization Level Maintenance	0	0	0	0	38,684	33,396	0	0	0	0	38,684	33,396
3.5.2 Intermediate Level Maintenance	0	0	0	0	15,945	13,919	0	0	0	0	15,945	13,919
3.5.3 Depot Level Maintenance	0	0	0	0	1,779,647	1,018,572	0	0	0	0	1,779,647	1,018,572
3.5.4 Contractor Logistics Support	0	0	0	0	15,384	8,196	0	0	0	0	15,384	8,196
3.6 (C4I)	0	0	0	0	56,045	34,699	0	0	0	0	56,045	34,699

COST OF WAR
Operation and Maintenance (O&M) Summary Execution by Operation, Component, and Cost Breakdown Structure (CBS)
Beginning Fiscal Year - 2016
(Amounts in Thousands)
As of July 31, 2016

Component	Operation New Dawn (OND) / Post-OND Iraq Activities		Operation Enduring Freedom		Operation Freedom's Sentinel		Operation Noble Eagle		Operation Inherent Resolve		Summary	
	Obligations Year To Date	Disbursements Year To Date	Obligations Year To Date	Disbursements Year To Date	Obligations Year To Date	Disbursements Year To Date	Obligations Year To Date	Disbursements Year To Date	Obligations Year To Date	Disbursements Year To Date	Obligations Year To Date	Disbursements Year To Date
3.7 Other Services and Miscellaneous Contracts	0	0	0	0	170,278	71,757	0	0	168,630	16,047	338,908	87,804
3.0 Operating Support Sub-Total	0	0	0	0	3,175,611	2,128,233	0	0	345,177	192,594	3,520,788	2,320,827
4.1 Airlift	0	0	0	0	193,676	111,215	0	0	661	661	194,337	111,876
4.2 Sealift	0	0	0	0	236,165	200,705	0	0	0	0	236,165	200,705
4.4 Port Handling/Inland Transportation	0	0	0	0	6,582	42	0	0	0	0	6,582	42
4.5 Other Transportation	0	0	0	0	8,755	511	0	0	0	0	8,755	511
4.6 Second Destination Transportation	0	0	0	0	1,668	1,178	0	0	0	0	1,668	1,178
4.0 Transportation Sub-Total	0	0	0	0	446,846	313,651	0	0	661	661	447,507	314,312
Marine Corps Total	21,210	21,210	0	0	431,548	431,548	0	0	5,009	5,009	457,767	457,767
1.2.1 Civilian Premium Pay	0	0	0	0	776	776	0	0	0	0	776	776
1.2.2 Civilian Temporary Hires	0	0	0	0	1,886	1,886	0	0	0	0	1,886	1,886
1.0 Personnel Sub-Total	0	0	0	0	2,662	2,662	0	0	0	0	2,662	2,662
2.1 Temporary Duty (TDY)/Additional Duty (TAD)	14	14	0	0	17,687	17,687	0	0	1,543	1,543	19,244	19,244
2.2 Clothing and Other Personnel Equipment & Supplies	0	0	0	0	27,042	27,042	0	0	68	68	27,110	27,110
2.3 Medical Support/Health Services	0	0	0	0	890	890	0	0	0	0	890	890
2.4 Reserve Component Activation/Deactivation	0	0	0	0	283	283	0	0	0	0	283	283
2.5 Other Personnel Support	0	0	0	0	9,214	9,214	0	0	0	0	9,214	9,214
2.0 Personnel Support Sub-Total	14	14	0	0	55,116	55,116	0	0	1,611	1,611	56,741	56,741
3.1 Training	0	0	0	0	18,384	18,384	0	0	119	119	18,503	18,503
3.2 Operations (OPTEMPO) (Fuel, Other POL, Parts)	0	0	0	0	17,517	17,517	0	0	1,035	1,035	18,552	18,552
3.2.1 MRAP Vehicles Operation	0	0	0	0	408	408	0	0	0	0	408	408
3.3 Other Supplies & Equipment	0	0	0	0	10,593	10,593	0	0	364	364	10,957	10,957
3.4 Facilities/Base Support	0	0	0	0	8,713	8,713	0	0	0	0	8,713	8,713
3.5.1 Organization Level Maintenance	0	0	0	0	6,762	6,762	0	0	0	0	6,762	6,762
3.5.3 Depot Level Maintenance	21,136	21,136	0	0	150,061	150,061	0	0	0	0	171,197	171,197
3.5.4 Contractor Logistics Support	0	0	0	0	7,415	7,415	0	0	0	0	7,415	7,415
3.5.6 MRAP Vehicles Equipment Maintenance	0	0	0	0	9,447	9,447	0	0	0	0	9,447	9,447
3.6 (C4I)	0	0	0	0	631	631	0	0	0	0	631	631
3.7 Other Services and Miscellaneous Contracts	60	60	0	0	116,359	116,359	0	0	1,880	1,880	118,299	118,299
3.0 Operating Support Sub-Total	21,196	21,196	0	0	346,290	346,290	0	0	3,398	3,398	370,884	370,884
4.5 Other Transportation	0	0	0	0	20,446	20,446	0	0	0	0	20,446	20,446
4.6 Second Destination Transportation	0	0	0	0	7,034	7,034	0	0	0	0	7,034	7,034
4.0 Transportation Sub-Total	0	0	0	0	27,480	27,480	0	0	0	0	27,480	27,480

COST OF WAR
Operation and Maintenance (O&M) Summary Execution by Operation, Component, and Cost Breakdown Structure (CBS)
Beginning Fiscal Year - 2016
(Amounts in Thousands)
As of July 31, 2016

Component	Operation New Dawn (OND) / Post-OND Iraq Activities		Operation Enduring Freedom		Operation Freedom's Sentinel		Operation Noble Eagle		Operation Inherent Resolve		Summary	
	Obligations Year To Date	Disbursements Year To Date	Obligations Year To Date	Disbursements Year To Date	Obligations Year To Date	Disbursements Year To Date	Obligations Year To Date	Disbursements Year To Date	Obligations Year To Date	Disbursements Year To Date	Obligations Year To Date	Disbursements Year To Date
Air Force Total	50,383	11,111	0	0	5,216,551	2,708,818	7,562	7,365	1,624,208	1,379,888	6,898,704	4,107,182
1.1.7 Other Military Personnel (Special Pay)	0	0	0	0	10	0	0	0	0	0	10	0
1.2.2 Civilian Temporary Hires	2,288	2,342	0	0	42,763	41,759	737	737	55	53	45,843	44,891
1.0 Personnel Sub-Total	2,288	2,342	0	0	42,773	41,759	737	737	55	53	45,853	44,891
2.1 Temporary Duty (TDY)/Additional Duty (TAD)	1,054	664	0	0	174,926	115,331	916	765	11,348	5,995	188,244	122,755
2.2 Clothing and Other Personnel Equipment & Supplies	0	0	0	0	1,281	1,257	0	0	1	1	1,282	1,258
2.3 Medical Support/Health Services	334	332	0	0	29,063	13,500	120	75	2,587	854	32,104	14,761
2.5 Other Personnel Support	34,125	2,832	0	0	34,260	16,150	0	0	970	319	69,355	19,301
2.0 Personnel Support Sub-Total	35,513	3,828	0	0	239,530	146,238	1,036	840	14,906	7,169	290,985	158,075
3.1 Training	0	0	0	0	28,417	10,990	0	0	3,353	341	31,770	11,331
3.2 Operations (OPTEMPO) (Fuel, Other POL, Parts)	586	321	0	0	389,272	268,994	5,785	5,784	1,197,882	1,197,723	1,593,525	1,472,822
3.3 Other Supplies & Equipment	1,397	999	0	0	327,885	144,031	2	2	56,612	36,073	385,896	181,105
3.4 Facilities/Base Support	0	0	0	0	159,732	61,448	2	2	17,065	4,228	176,799	65,678
3.5.3 Depot Level Maintenance	0	0	0	0	1,552,026	771,806	0	0	0	0	1,552,026	771,806
3.5.4 Contractor Logistics Support	0	0	0	0	47,261	28,286	0	0	0	0	47,261	28,286
3.6 (C4I)	4,894	549	0	0	527,691	227,227	0	0	20,482	5,865	553,067	233,641
3.7 Other Services and Miscellaneous Contracts	4,905	3,072	0	0	837,641	285,148	0	0	150,659	15,260	993,205	303,480
3.0 Operating Support Sub-Total	11,782	4,941	0	0	3,869,925	1,797,930	5,789	5,788	1,446,053	1,259,490	5,333,549	3,068,149
4.1 Airlift	800	0	0	0	906,059	652,446	0	0	144,846	105,317	1,051,705	757,763
4.2 Sealift	0	0	0	0	358	91	0	0	0	0	358	91
4.5 Other Transportation	0	0	0	0	154,750	67,799	0	0	5,978	3,294	160,728	71,093
4.8 Retrograde of Personnel and Equipment	0	0	0	0	3,156	2,555	0	0	4	4	3,160	2,559
4.0 Transportation Sub-Total	800	0	0	0	1,064,323	722,891	0	0	150,828	108,615	1,215,951	831,506
7.6.1 Trainee Equip/Support	0	0	0	0	0	0	0	0	4,485	2,263	4,485	2,263
7.6.2 U.S. Trainer/Enabler	0	0	0	0	0	0	0	0	7,881	2,298	7,881	2,298
7.0 Other Support Sub-Total	0	0	0	0	0	0	0	0	12,366	4,561	12,366	4,561
Defense Health Program Total	0	0	0	0	253,125	213,881	0	0	0	0	253,125	213,881
2.3 Medical Support/Health Services	0	0	0	0	253,125	213,881	0	0	0	0	253,125	213,881
2.0 Personnel Support Sub-Total	0	0	0	0	253,125	213,881	0	0	0	0	253,125	213,881
DODIG Total	0	0	0	0	1,791	1,753	0	0	8,721	7,787	10,512	9,540
1.2.1 Civilian Premium Pay	0	0	0	0	1,614	1,595	0	0	771	734	2,385	2,329
1.2.2 Civilian Temporary Hires	0	0	0	0	118	116	0	0	6,890	6,426	7,008	6,542
1.0 Personnel Sub-Total	0	0	0	0	1,732	1,711	0	0	7,661	7,160	9,393	8,871

COST OF WAR
Operation and Maintenance (O&M) Summary Execution by Operation, Component, and Cost Breakdown Structure (CBS)
Beginning Fiscal Year - 2016
(Amounts in Thousands)
As of July 31, 2016

Component	Operation New Dawn (OND) / Post-OND Iraq Activities		Operation Enduring Freedom		Operation Freedom's Sentinel		Operation Noble Eagle		Operation Inherent Resolve		Summary	
	Obligations Year To Date	Disbursements Year To Date	Obligations Year To Date	Disbursements Year To Date	Obligations Year To Date	Disbursements Year To Date	Obligations Year To Date	Disbursements Year To Date	Obligations Year To Date	Disbursements Year To Date	Obligations Year To Date	Disbursements Year To Date
2.1 Temporary Duty (TDY)/Additional Duty (TAD)	0	0	0	0	59	42	0	0	634	490	693	532
2.2 Clothing and Other Personnel Equipment & Supplies	0	0	0	0	0	0	0	0	20	13	20	13
2.0 Personnel Support Sub-Total	0	0	0	0	59	42	0	0	654	503	713	545
3.1 Training	0	0	0	0	0	0	0	0	8	7	8	7
3.3 Other Supplies & Equipment	0	0	0	0	0	0	0	0	2	1	2	1
3.6 (C4I)	0	0	0	0	0	0	0	0	64	4	64	4
3.7 Other Services and Miscellaneous Contracts	0	0	0	0	0	0	0	0	316	100	316	100
3.0 Operating Support Sub-Total	0	0	0	0	0	0	0	0	390	112	390	112
4.5 Other Transportation	0	0	0	0	0	0	0	0	16	12	16	12
4.0 Transportation Sub-Total	0	0	0	0	0	0	0	0	16	12	16	12
Defense Agency Total	3,676	3,650	0	0	2,376,099	1,130,191	0	0	654,695	224,829	3,034,470	1,358,670
1.2.1 Civilian Premium Pay	0	0	0	0	66,879	41,643	0	0	0	0	66,879	41,643
1.2.2 Civilian Temporary Hires	3,575	3,555	0	0	11,639	10,635	0	0	0	0	15,214	14,190
1.0 Personnel Sub-Total	3,575	3,555	0	0	78,518	52,278	0	0	0	0	82,093	55,833
2.1 Temporary Duty (TDY)/Additional Duty (TAD)	59	55	0	0	116,184	85,197	0	0	16,894	12,518	133,137	97,770
2.2 Clothing and Other Personnel Equipment & Supplies	0	0	0	0	2,209	975	0	0	795	479	3,004	1,454
2.3 Medical Support/Health Services	0	0	0	0	3,754	2,173	0	0	104	59	3,858	2,232
2.5 Other Personnel Support	0	0	0	0	72,943	49,853	0	0	0	0	72,943	49,853
2.0 Personnel Support Sub-Total	59	55	0	0	195,090	138,198	0	0	17,793	13,056	212,942	151,309
3.1 Training	0	0	0	0	21,549	11,167	0	0	1,443	310	22,992	11,477
3.2 Operations (OPTEMPO) (Fuel, Other POL, Parts)	0	0	0	0	146,220	72,320	0	0	84,177	71,002	230,397	143,322
3.3 Other Supplies & Equipment	0	0	0	0	114,702	47,428	0	0	44,612	23,018	159,314	70,446
3.4 Facilities/Base Support	0	0	0	0	2,087	1,218	0	0	21	21	2,108	1,239
3.5.1 Organization Level Maintenance	0	0	0	0	77	77	0	0	0	0	77	77
3.5.2 Intermediate Level Maintenance	0	0	0	0	4,491	1,400	0	0	90	41	4,581	1,441
3.5.3 Depot Level Maintenance	0	0	0	0	15,688	978	0	0	1,500	0	17,188	978
3.5.4 Contractor Logistics Support	0	0	0	0	254,671	73,622	0	0	9,907	1,600	264,578	75,222
3.5.6 MRAP Vehicles Equipment Maintenance	0	0	0	0	39,723	22,225	0	0	13,411	0	53,134	22,225
3.6 (C4I)	0	0	0	0	326,058	93,504	0	0	64,499	15,047	390,557	108,551
3.7 Other Services and Miscellaneous Contracts	42	40	0	0	809,862	326,286	0	0	158,749	42,095	968,653	368,421
3.0 Operating Support Sub-Total	42	40	0	0	1,735,128	650,225	0	0	378,409	153,134	2,113,579	803,399
4.1 Airlift	0	0	0	0	176,358	112,198	0	0	71,849	38,268	248,207	150,466
4.2 Sealift	0	0	0	0	1,200	828	0	0	0	0	1,200	828

COST OF WAR
Operation and Maintenance (O&M) Summary Execution by Operation, Component, and Cost Breakdown Structure (CBS)
Beginning Fiscal Year - 2016
(Amounts in Thousands)
As of July 31, 2016

Component	Operation New Dawn (OND) / Post-OND Iraq Activities		Operation Enduring Freedom		Operation Freedom's Sentinel		Operation Noble Eagle		Operation Inherent Resolve		Summary	
	Obligations Year To Date	Disbursements Year To Date	Obligations Year To Date	Disbursements Year To Date	Obligations Year To Date	Disbursements Year To Date	Obligations Year To Date	Disbursements Year To Date	Obligations Year To Date	Disbursements Year To Date	Obligations Year To Date	Disbursements Year To Date
4.4 Port Handling/Inland Transportation	0	0	0	0	3,194	2,689	0	0	0	0	3,194	2,689
4.5 Other Transportation	0	0	0	0	42,190	29,458	0	0	579	182	42,769	29,640
4.6 Second Destination Transportation	0	0	0	0	171	67	0	0	0	0	171	67
4.0 Transportation Sub-Total	0	0	0	0	223,113	145,240	0	0	72,428	38,450	295,541	183,690
7.2.1 Transportation Support	0	0	0	0	24,000	24,000	0	0	0	0	24,000	24,000
7.2.2 Logistic Support	0	0	0	0	120,250	120,250	0	0	0	0	120,250	120,250
7.6.1 Trainee Equip/Support	0	0	0	0	0	0	0	0	175,132	6,822	175,132	6,822
7.6.2 U.S. Trainer/Enabler	0	0	0	0	0	0	0	0	10,933	13,367	10,933	13,367
7.0 Other Support Sub-Total	0	0	0	0	144,250	144,250	0	0	186,065	20,189	330,315	164,439

COST OF WAR
Operation and Maintenance (O&M) Summary Execution by Operation, Component, Appropriation and Cost Breakdown Structure (CBS)
Beginning Fiscal Year - 2016
(Amounts in Thousands)
As of July 31, 2016

Component and Appropriation	Operation New Dawn (OND) / Post-OND Iraq Activities		Operation Enduring Freedom		Operation Freedom's Sentinel		Operation Noble Eagle		Operation Inherent Resolve		Summary	
	Obligations Year to Date	Disbursements Year to Date	Obligations Year to Date	Disbursements Year to Date	Obligations Year to Date	Disbursements Year to Date	Obligations Year to Date	Disbursements Year to Date	Obligations Year to Date	Disbursements Year to Date	Obligations Year to Date	Disbursements Year to Date
Grand Total	75,921	36,557	0	0	24,112,035	12,412,789	44,943	21,306	3,874,661	2,399,210	28,107,560	14,869,862
Army Total	652	586	0	0	12,028,517	5,349,521	37,381	13,941	1,235,274	587,526	13,301,824	5,951,574
Army Active Total	652	586	0	0	11,971,689	5,316,865	37,381	13,941	1,235,191	587,444	13,244,913	5,918,836
Operation and Maintenance, Army												
1.2.1 Civilian Premium Pay	438	438	0	0	76,951	62,611	275	256	4,084	982	81,748	64,287
1.2.2 Civilian Temporary Hires	39	39	0	0	1,425	807	0	0	9	9	1,473	855
1.0 Personnel Sub-Total	477	477	0	0	78,376	63,418	275	256	4,093	991	83,221	65,142
2.1 Temporary Duty (TDY)/Additional Duty (TAD)	90	24	0	0	138,427	71,656	4,950	4,423	2,570	2,116	146,037	78,219
2.2 Clothing and Other Personnel Equipment & Supplies	0	0	0	0	108,954	39,593	0	0	1,041	1,036	109,995	40,629
2.3 Medical Support/Health Services	0	0	0	0	26,950	22,023	0	0	4,190	2,721	31,140	24,744
2.5 Other Personnel Support	0	0	0	0	41,937	15,179	0	0	228	228	42,165	15,407
2.6 Rest & Recreation	0	0	0	0	5,090	4,032	0	0	0	0	5,090	4,032
2.0 Personnel Support Sub-Total	90	24	0	0	321,358	152,483	4,950	4,423	8,029	6,101	334,427	163,031
3.1 Training	0	0	0	0	98,062	17,053	0	0	5,836	0	103,898	17,053
3.2 Operations (OPTEMPO) (Fuel, Other POL, Parts)	0	0	0	0	797,659	638,054	715	107	63,105	28,603	861,479	666,764
3.2.1 MRAP Vehicles Operation	0	0	0	0	58,970	20,187	0	0	0	0	58,970	20,187
3.3 Other Supplies & Equipment	0	0	0	0	374,672	180,288	191	137	127,292	39,867	502,155	220,292
3.4 Facilities/Base Support	71	71	0	0	553,337	110,411	3,919	1,161	60,159	7,177	617,486	118,820
3.5.1 Organization Level Maintenance	0	0	0	0	108,443	48,603	0	0	0	0	108,443	48,603
3.5.2 Intermediate Level Maintenance	0	0	0	0	269,641	132,627	0	0	0	0	269,641	132,627
3.5.3 Depot Level Maintenance	0	0	0	0	1,033,540	234,281	0	0	2,598	1,052	1,036,138	235,333
3.5.4 Contractor Logistics Support	0	0	0	0	719,963	243,672	13,971	1,925	129,891	13,276	863,825	258,873
3.5.6 MRAP Vehicles Equipment Maintenance	0	0	0	0	97,017	11,683	0	0	0	0	97,017	11,683
3.6 (C4)	0	0	0	0	1,954,053	544,004	401	351	227,285	75,664	2,181,739	620,019
3.7 Other Services and Miscellaneous Contracts	14	14	0	0	2,081,945	508,287	11,501	4,910	341,263	182,554	2,434,723	695,765
3.9 Psychological Operations (Information Operations)	0	0	0	0	2,657	0	0	0	0	0	2,657	0
3.0 Operating Support Sub-Total	85	85	0	0	8,149,959	2,689,150	30,698	8,591	957,429	348,193	9,138,171	3,046,019
4.1 Airlift	0	0	0	0	329,419	188,962	0	0	0	0	329,419	188,962
4.2 Sealift	0	0	0	0	48,654	46,341	0	0	0	0	48,654	46,341
4.4 Port Handling/Inland Transportation	0	0	0	0	164,061	81,845	1,458	671	781	771	166,300	83,287
4.5 Other Transportation	0	0	0	0	31	14	0	0	0	0	31	14
4.6 Second Destination Transportation	0	0	0	0	759,956	344,069	0	0	1	1	759,957	344,070
4.0 Transportation Sub-Total	0	0	0	0	1,302,121	661,231	1,458	671	782	772	1,304,361	662,674

COST OF WAR
Operation and Maintenance (O&M) Summary Execution by Operation, Component, Appropriation and Cost Breakdown Structure (CBS)
Beginning Fiscal Year - 2016
(Amounts in Thousands)
As of July 31, 2016

Component and Appropriation	Operation New Dawn (OND) / Post-OND Iraq Activities		Operation Enduring Freedom		Operation Freedom's Sentinel		Operation Noble Eagle		Operation Inherent Resolve		Summary	
	Obligations Year to Date	Disbursements Year to Date	Obligations Year to Date	Disbursements Year to Date	Obligations Year to Date	Disbursements Year to Date	Obligations Year to Date	Disbursements Year to Date	Obligations Year to Date	Disbursements Year to Date	Obligations Year to Date	Disbursements Year to Date
7.4.1 Afghanistan (CERP)	0	0	0	0	1,785	1,047	0	0	0	0	1,785	1,047
7.6.1 Trainee Equip/Support	0	0	0	0	0	0	0	0	1,393	774	1,393	774
7.6.2 U.S. Trainer/Enabler	0	0	0	0	0	0	0	0	7,903	1,430	7,903	1,430
7.0 Other Support Sub-Total	0	0	0	0	1,785	1,047	0	0	9,296	2,204	11,081	3,251
Afghanistan Security Forces Fund, Army												
7.3.02 Defense Forces Sustainment	0	0	0	0	1,168,413	952,714	0	0	0	0	1,168,413	952,714
7.3.03 Defense Forces Infrastructure	0	0	0	0	60	0	0	0	0	0	60	0
7.3.04 Defense Forces Equipment and Transportation	0	0	0	0	176,160	115,775	0	0	0	0	176,160	115,775
7.3.05 Defense Forces Training and Operations	0	0	0	0	153,675	151,213	0	0	0	0	153,675	151,213
7.3.07 Interior Forces Sustainment	0	0	0	0	526,989	464,056	0	0	0	0	526,989	464,056
7.3.08 Interior Forces Infrastructure	0	0	0	0	40	0	0	0	0	0	40	0
7.3.09 Interior Forces Equipment	0	0	0	0	73,204	73,204	0	0	0	0	73,204	73,204
7.3.10 Interior Forces Training and Operations	0	0	0	0	19,549	19,477	0	0	0	0	19,549	19,477
7.3.20 Other	0	0	0	0	0	-26,903	0	0	0	0	0	-26,903
7.0 Other Support Sub-Total	0	0	0	0	2,118,090	1,749,536	0	0	0	0	2,118,090	1,749,536
Iraq Train and Equip Fund												
7.7.1 Defense Forces	0	0	0	0	0	0	0	0	255,562	229,183	255,562	229,183
7.0 Other Support Sub-Total	0	0	0	0	0	0	0	0	255,562	229,183	255,562	229,183
Army Reserve Total	0	0	0	0	20,864	13,235	0	0	83	82	20,947	13,317
Operation and Maintenance, Army Reserve												
2.1 Temporary Duty (TDY)/Additional Duty (TAD)	0	0	0	0	6,871	5,657	0	0	83	82	6,954	5,739
2.5 Other Personnel Support	0	0	0	0	6,641	4,769	0	0	0	0	6,641	4,769
2.0 Personnel Support Sub-Total	0	0	0	0	13,512	10,426	0	0	83	82	13,595	10,508
3.3 Other Supplies & Equipment	0	0	0	0	611	568	0	0	0	0	611	568
3.4 Facilities/Base Support	0	0	0	0	406	291	0	0	0	0	406	291
3.6 (C4I)	0	0	0	0	51	31	0	0	0	0	51	31
3.7 Other Services and Miscellaneous Contracts	0	0	0	0	5,902	1,610	0	0	0	0	5,902	1,610
3.0 Operating Support Sub-Total	0	0	0	0	6,970	2,500	0	0	0	0	6,970	2,500
4.4 Port Handling/Inland Transportation	0	0	0	0	382	309	0	0	0	0	382	309
4.0 Transportation Sub-Total	0	0	0	0	382	309	0	0	0	0	382	309
Army National Guard Total	0	0	0	0	35,964	19,421	0	0	0	0	35,964	19,421
Operation and Maintenance, Army Natl Guard												
1.2.1 Civilian Premium Pay	0	0	0	0	548	435	0	0	0	0	548	435

COST OF WAR
Operation and Maintenance (O&M) Summary Execution by Operation, Component, Appropriation and Cost Breakdown Structure (CBS)
Beginning Fiscal Year - 2016
(Amounts in Thousands)
As of July 31, 2016

Component and Appropriation	Operation New Dawn (OND) / Post-OND Iraq Activities		Operation Enduring Freedom		Operation Freedom's Sentinel		Operation Noble Eagle		Operation Inherent Resolve		Summary	
	Obligations Year to Date	Disbursements Year to Date	Obligations Year to Date	Disbursements Year to Date	Obligations Year to Date	Disbursements Year to Date	Obligations Year to Date	Disbursements Year to Date	Obligations Year to Date	Disbursements Year to Date	Obligations Year to Date	Disbursements Year to Date
1.0 Personnel Sub-Total	0	0	0	0	548	435	0	0	0	0	548	435
2.1 Temporary Duty (TDY)/Additional Duty (TAD)	0	0	0	0	80	32	0	0	0	0	80	32
2.2 Clothing and Other Personnel Equipment & Supplies	0	0	0	0	58	6	0	0	0	0	58	6
2.3 Medical Support/Health Services	0	0	0	0	305	118	0	0	0	0	305	118
2.4 Reserve Component Activation/Deactivation	0	0	0	0	5,487	3,761	0	0	0	0	5,487	3,761
2.5 Other Personnel Support	0	0	0	0	224	10	0	0	0	0	224	10
2.0 Personnel Support Sub-Total	0	0	0	0	6,154	3,927	0	0	0	0	6,154	3,927
3.1 Training	0	0	0	0	4	4	0	0	0	0	4	4
3.2 Operations (OPTEMPO) (Fuel, Other POL, Parts)	0	0	0	0	11,553	7,771	0	0	0	0	11,553	7,771
3.3 Other Supplies & Equipment	0	0	0	0	2,617	1,029	0	0	0	0	2,617	1,029
3.4 Facilities/Base Support	0	0	0	0	1,296	434	0	0	0	0	1,296	434
3.5.3 Depot Level Maintenance	0	0	0	0	5	0	0	0	0	0	5	0
3.6 (C4I)	0	0	0	0	7,034	3,833	0	0	0	0	7,034	3,833
3.7 Other Services and Miscellaneous Contracts	0	0	0	0	6,467	1,794	0	0	0	0	6,467	1,794
3.0 Operating Support Sub-Total	0	0	0	0	28,976	14,865	0	0	0	0	28,976	14,865
4.4 Port Handling/Inland Transportation	0	0	0	0	262	194	0	0	0	0	262	194
4.5 Other Transportation	0	0	0	0	24	0	0	0	0	0	24	0
4.0 Transportation Sub-Total	0	0	0	0	286	194	0	0	0	0	286	194
Navy/Marine Corps Total	21,210	21,210	0	0	4,235,952	3,008,625	0	0	351,763	199,180	4,608,925	3,229,015
Navy Total	0	0	0	0	3,804,404	2,577,077	0	0	346,754	194,171	4,151,158	2,771,248
Navy Active Total	0	0	0	0	3,774,424	2,557,694	0	0	346,754	194,171	4,121,178	2,751,865
Operation and Maintenance, Navy												
1.2.1 Civilian Premium Pay	0	0	0	0	64,350	52,161	0	0	49	49	64,399	52,210
1.2.2 Civilian Temporary Hires	0	0	0	0	517	489	0	0	59	59	576	548
1.0 Personnel Sub-Total	0	0	0	0	64,867	52,650	0	0	108	108	64,975	52,758
2.1 Temporary Duty (TDY)/Additional Duty (TAD)	0	0	0	0	100,024	77,077	0	0	808	808	100,832	77,885
2.2 Clothing and Other Personnel Equipment & Supplies	0	0	0	0	6,577	1,435	0	0	0	0	6,577	1,435
2.3 Medical Support/Health Services	0	0	0	0	36	23	0	0	0	0	36	23
2.5 Other Personnel Support	0	0	0	0	7,385	2,938	0	0	0	0	7,385	2,938
2.0 Personnel Support Sub-Total	0	0	0	0	114,022	81,473	0	0	808	808	114,830	82,281
3.1 Training	0	0	0	0	50,863	24,358	0	0	0	0	50,863	24,358
3.2 Operations (OPTEMPO) (Fuel, Other POL, Parts)	0	0	0	0	850,234	787,196	0	0	176,547	176,547	1,026,781	963,743
3.3 Other Supplies & Equipment	0	0	0	0	161,147	121,002	0	0	0	0	161,147	121,002

COST OF WAR
Operation and Maintenance (O&M) Summary Execution by Operation, Component, Appropriation and Cost Breakdown Structure (CBS)
Beginning Fiscal Year - 2016
(Amounts in Thousands)
As of July 31, 2016

Component and Appropriation	Operation New Dawn (OND) / Post-OND Iraq Activities		Operation Enduring Freedom		Operation Freedom's Sentinel		Operation Noble Eagle		Operation Inherent Resolve		Summary	
	Obligations Year to Date	Disbursements Year to Date	Obligations Year to Date	Disbursements Year to Date	Obligations Year to Date	Disbursements Year to Date	Obligations Year to Date	Disbursements Year to Date	Obligations Year to Date	Disbursements Year to Date	Obligations Year to Date	Disbursements Year to Date
3.4 Facilities/Base Support	0	0	0	0	33,626	11,380	0	0	0	0	33,626	11,380
3.5.1 Organization Level Maintenance	0	0	0	0	38,684	33,396	0	0	0	0	38,684	33,396
3.5.2 Intermediate Level Maintenance	0	0	0	0	15,933	13,913	0	0	0	0	15,933	13,913
3.5.3 Depot Level Maintenance	0	0	0	0	1,761,522	1,004,113	0	0	0	0	1,761,522	1,004,113
3.5.4 Contractor Logistics Support	0	0	0	0	11,788	8,196	0	0	0	0	11,788	8,196
3.6 (C4I)	0	0	0	0	56,045	34,699	0	0	0	0	56,045	34,699
3.7 Other Services and Miscellaneous Contracts	0	0	0	0	168,847	71,667	0	0	168,630	16,047	337,477	87,714
3.0 Operating Support Sub-Total	0	0	0	0	3,148,689	2,109,920	0	0	345,177	192,594	3,493,866	2,302,514
4.1 Airlift	0	0	0	0	193,676	111,215	0	0	661	661	194,337	111,876
4.2 Sealift	0	0	0	0	236,165	200,705	0	0	0	0	236,165	200,705
4.4 Port Handling/Inland Transportation	0	0	0	0	6,582	42	0	0	0	0	6,582	42
4.5 Other Transportation	0	0	0	0	8,755	511	0	0	0	0	8,755	511
4.6 Second Destination Transportation	0	0	0	0	1,668	1,178	0	0	0	0	1,668	1,178
4.0 Transportation Sub-Total	0	0	0	0	446,846	313,651	0	0	661	661	447,507	314,312
Navy Reserve Total	0	0	0	0	29,980	19,383	0	0	0	0	29,980	19,383
Operation and Maintenance, Navy Reserve												
2.2 Clothing and Other Personnel Equipment & Supplies	0	0	0	0	771	162	0	0	0	0	771	162
2.3 Medical Support/Health Services	0	0	0	0	694	280	0	0	0	0	694	280
2.4 Reserve Component Activation/Deactivation	0	0	0	0	1,593	628	0	0	0	0	1,593	628
2.0 Personnel Support Sub-Total	0	0	0	0	3,058	1,070	0	0	0	0	3,058	1,070
3.2 Operations (OPTEMPO) (Fuel, Other POL, Parts)	0	0	0	0	3,758	3,758	0	0	0	0	3,758	3,758
3.5.2 Intermediate Level Maintenance	0	0	0	0	12	6	0	0	0	0	12	6
3.5.3 Depot Level Maintenance	0	0	0	0	18,125	14,459	0	0	0	0	18,125	14,459
3.5.4 Contractor Logistics Support	0	0	0	0	3,596	0	0	0	0	0	3,596	0
3.7 Other Services and Miscellaneous Contracts	0	0	0	0	1,431	90	0	0	0	0	1,431	90
3.0 Operating Support Sub-Total	0	0	0	0	26,922	18,313	0	0	0	0	26,922	18,313
Marine Corps Total	21,210	21,210	0	0	431,548	431,548	0	0	5,009	5,009	457,767	457,767
Marine Corps Active Total	21,210	21,210	0	0	429,166	429,166	0	0	5,009	5,009	455,385	455,385
Operation and Maintenance, Marine Corps												
1.2.1 Civilian Premium Pay	0	0	0	0	776	776	0	0	0	0	776	776
1.2.2 Civilian Temporary Hires	0	0	0	0	1,886	1,886	0	0	0	0	1,886	1,886
1.0 Personnel Sub-Total	0	0	0	0	2,662	2,662	0	0	0	0	2,662	2,662
2.1 Temporary Duty (TDY)/Additional Duty (TAD)	14	14	0	0	17,674	17,674	0	0	1,543	1,543	19,231	19,231

COST OF WAR
Operation and Maintenance (O&M) Summary Execution by Operation, Component, Appropriation and Cost Breakdown Structure (CBS)
Beginning Fiscal Year - 2016
(Amounts in Thousands)
As of July 31, 2016

Component and Appropriation	Operation New Dawn (OND) / Post-OND Iraq Activities		Operation Enduring Freedom		Operation Freedom's Sentinel		Operation Noble Eagle		Operation Inherent Resolve		Summary	
	Obligations Year to Date	Disbursements Year to Date	Obligations Year to Date	Disbursements Year to Date	Obligations Year to Date	Disbursements Year to Date	Obligations Year to Date	Disbursements Year to Date	Obligations Year to Date	Disbursements Year to Date	Obligations Year to Date	Disbursements Year to Date
2.2 Clothing and Other Personnel Equipment & Supplies	0	0	0	0	27,029	27,029	0	0	68	68	27,097	27,097
2.3 Medical Support/Health Services	0	0	0	0	890	890	0	0	0	0	890	890
2.4 Reserve Component Activation/Deactivation	0	0	0	0	9	9	0	0	0	0	9	9
2.5 Other Personnel Support	0	0	0	0	9,214	9,214	0	0	0	0	9,214	9,214
2.0 Personnel Support Sub-Total	14	14	0	0	54,816	54,816	0	0	1,611	1,611	56,441	56,441
3.1 Training	0	0	0	0	18,384	18,384	0	0	119	119	18,503	18,503
3.2 Operations (OPTEMPO) (Fuel, Other POL, Parts)	0	0	0	0	15,880	15,880	0	0	1,035	1,035	16,915	16,915
3.2.1 MRAP Vehicles Operation	0	0	0	0	408	408	0	0	0	0	408	408
3.3 Other Supplies & Equipment	0	0	0	0	10,593	10,593	0	0	364	364	10,957	10,957
3.4 Facilities/Base Support	0	0	0	0	8,713	8,713	0	0	0	0	8,713	8,713
3.5.1 Organization Level Maintenance	0	0	0	0	6,762	6,762	0	0	0	0	6,762	6,762
3.5.3 Depot Level Maintenance	21,136	21,136	0	0	150,061	150,061	0	0	0	0	171,197	171,197
3.5.4 Contractor Logistics Support	0	0	0	0	7,415	7,415	0	0	0	0	7,415	7,415
3.5.6 MRAP Vehicles Equipment Maintenance	0	0	0	0	9,447	9,447	0	0	0	0	9,447	9,447
3.6 (C4I)	0	0	0	0	436	436	0	0	0	0	436	436
3.7 Other Services and Miscellaneous Contracts	60	60	0	0	116,109	116,109	0	0	1,880	1,880	118,049	118,049
3.0 Operating Support Sub-Total	21,196	21,196	0	0	344,208	344,208	0	0	3,398	3,398	368,802	368,802
4.5 Other Transportation	0	0	0	0	20,446	20,446	0	0	0	0	20,446	20,446
4.6 Second Destination Transportation	0	0	0	0	7,034	7,034	0	0	0	0	7,034	7,034
4.0 Transportation Sub-Total	0	0	0	0	27,480	27,480	0	0	0	0	27,480	27,480
Marine Corps Reserve Total	0	0	0	0	2,382	2,382	0	0	0	0	2,382	2,382
Operation and Maintenance, USMC Reserve												
2.1 Temporary Duty (TDY)/Additional Duty (TAD)	0	0	0	0	13	13	0	0	0	0	13	13
2.2 Clothing and Other Personnel Equipment & Supplies	0	0	0	0	13	13	0	0	0	0	13	13
2.4 Reserve Component Activation/Deactivation	0	0	0	0	274	274	0	0	0	0	274	274
2.0 Personnel Support Sub-Total	0	0	0	0	300	300	0	0	0	0	300	300
3.2 Operations (OPTEMPO) (Fuel, Other POL, Parts)	0	0	0	0	1,637	1,637	0	0	0	0	1,637	1,637
3.6 (C4I)	0	0	0	0	195	195	0	0	0	0	195	195
3.7 Other Services and Miscellaneous Contracts	0	0	0	0	250	250	0	0	0	0	250	250
3.0 Operating Support Sub-Total	0	0	0	0	2,082	2,082	0	0	0	0	2,082	2,082
Air Force Total	50,383	11,111	0	0	5,216,551	2,708,818	7,562	7,365	1,624,208	1,379,888	6,898,704	4,107,182
Air Force Active Total	50,383	11,111	0	0	5,160,649	2,675,196	7,562	7,365	1,624,208	1,379,888	6,842,802	4,073,560
Operation and Maintenance, Air Force												

COST OF WAR
Operation and Maintenance (O&M) Summary Execution by Operation, Component, Appropriation and Cost Breakdown Structure (CBS)
Beginning Fiscal Year - 2016
(Amounts in Thousands)
As of July 31, 2016

Component and Appropriation	Operation New Dawn (OND) / Post-OND Iraq Activities		Operation Enduring Freedom		Operation Freedom's Sentinel		Operation Noble Eagle		Operation Inherent Resolve		Summary	
	Obligations Year to Date	Disbursements Year to Date	Obligations Year to Date	Disbursements Year to Date	Obligations Year to Date	Disbursements Year to Date	Obligations Year to Date	Disbursements Year to Date	Obligations Year to Date	Disbursements Year to Date	Obligations Year to Date	Disbursements Year to Date
1.1.7 Other Military Personnel (Special Pay)	0	0	0	0	10	0	0	0	0	0	10	0
1.2.2 Civilian Temporary Hires	2,288	2,342	0	0	42,763	41,759	737	737	55	53	45,843	44,891
1.0 Personnel Sub-Total	2,288	2,342	0	0	42,773	41,759	737	737	55	53	45,853	44,891
2.1 Temporary Duty (TDY)/Additional Duty (TAD)	1,054	664	0	0	171,373	112,865	916	765	11,348	5,995	184,691	120,289
2.2 Clothing and Other Personnel Equipment & Supplies	0	0	0	0	1,281	1,257	0	0	1	1	1,282	1,258
2.3 Medical Support/Health Services	334	332	0	0	29,063	13,500	120	75	2,587	854	32,104	14,761
2.5 Other Personnel Support	34,125	2,832	0	0	34,260	16,150	0	0	970	319	69,355	19,301
2.0 Personnel Support Sub-Total	35,513	3,828	0	0	235,977	143,772	1,036	840	14,906	7,169	287,432	155,609
3.1 Training	0	0	0	0	28,417	10,990	0	0	3,353	341	31,770	11,331
3.2 Operations (OPTEMPO) (Fuel, Other POL, Parts)	586	321	0	0	389,272	268,994	5,785	5,784	1,197,882	1,197,723	1,593,525	1,472,822
3.3 Other Supplies & Equipment	1,397	999	0	0	326,442	143,195	2	2	56,612	36,073	384,453	180,269
3.4 Facilities/Base Support	0	0	0	0	158,355	60,673	2	2	17,065	4,228	175,422	64,903
3.5.3 Depot Level Maintenance	0	0	0	0	1,552,026	771,806	0	0	0	0	1,552,026	771,806
3.6 (C4)	4,894	549	0	0	527,686	227,225	0	0	20,482	5,865	553,062	233,639
3.7 Other Services and Miscellaneous Contracts	4,905	3,072	0	0	835,378	283,891	0	0	150,659	15,260	990,942	302,223
3.0 Operating Support Sub-Total	11,782	4,941	0	0	3,817,576	1,766,774	5,789	5,788	1,446,053	1,259,490	5,281,200	3,036,993
4.1 Airlift	800	0	0	0	906,059	652,446	0	0	144,846	105,317	1,051,705	757,763
4.2 Sealift	0	0	0	0	358	91	0	0	0	0	358	91
4.5 Other Transportation	0	0	0	0	154,750	67,799	0	0	5,978	3,294	160,728	71,093
4.8 Retrograde of Personnel and Equipment	0	0	0	0	3,156	2,555	0	0	4	4	3,160	2,559
4.0 Transportation Sub-Total	800	0	0	0	1,064,323	722,891	0	0	150,828	108,615	1,215,951	831,506
7.6.1 Trainee Equip/Support	0	0	0	0	0	0	0	0	4,485	2,263	4,485	2,263
7.6.2 U.S. Trainer/Enabler	0	0	0	0	0	0	0	0	7,881	2,298	7,881	2,298
7.0 Other Support Sub-Total	0	0	0	0	0	0	0	0	12,366	4,561	12,366	4,561
Air Force Reserve Total	0	0	0	0	51,133	30,684	0	0	0	0	51,133	30,684
Operation and Maintenance, Air Force Reserve												
2.1 Temporary Duty (TDY)/Additional Duty (TAD)	0	0	0	0	2,837	1,825	0	0	0	0	2,837	1,825
2.0 Personnel Support Sub-Total	0	0	0	0	2,837	1,825	0	0	0	0	2,837	1,825
3.3 Other Supplies & Equipment	0	0	0	0	127	105	0	0	0	0	127	105
3.4 Facilities/Base Support	0	0	0	0	908	468	0	0	0	0	908	468
3.5.4 Contractor Logistics Support	0	0	0	0	47,261	28,286	0	0	0	0	47,261	28,286
3.0 Operating Support Sub-Total	0	0	0	0	48,296	28,859	0	0	0	0	48,296	28,859
Air Force National Guard Total	0	0	0	0	4,769	2,938	0	0	0	0	4,769	2,938

COST OF WAR
Operation and Maintenance (O&M) Summary Execution by Operation, Component, Appropriation and Cost Breakdown Structure (CBS)
Beginning Fiscal Year - 2016
(Amounts in Thousands)
As of July 31, 2016

Component and Appropriation	Operation New Dawn (OND) / Post-OND Iraq Activities		Operation Enduring Freedom		Operation Freedom's Sentinel		Operation Noble Eagle		Operation Inherent Resolve		Summary	
	Obligations Year to Date	Disbursements Year to Date	Obligations Year to Date	Disbursements Year to Date	Obligations Year to Date	Disbursements Year to Date	Obligations Year to Date	Disbursements Year to Date	Obligations Year to Date	Disbursements Year to Date	Obligations Year to Date	Disbursements Year to Date
Operation and Maintenance, Air Natl Guard												
2.1 Temporary Duty (TDY)/Additional Duty (TAD)	0	0	0	0	716	641	0	0	0	0	716	641
2.0 Personnel Support Sub-Total	0	0	0	0	716	641	0	0	0	0	716	641
3.3 Other Supplies & Equipment	0	0	0	0	1,316	731	0	0	0	0	1,316	731
3.4 Facilities/Base Support	0	0	0	0	469	307	0	0	0	0	469	307
3.6 (C4I)	0	0	0	0	5	2	0	0	0	0	5	2
3.7 Other Services and Miscellaneous Contracts	0	0	0	0	2,263	1,257	0	0	0	0	2,263	1,257
3.0 Operating Support Sub-Total	0	0	0	0	4,053	2,297	0	0	0	0	4,053	2,297
Defense Health Program Total	0	0	0	0	253,125	213,881	0	0	0	0	253,125	213,881
Defense Health Program, Defense												
2.3 Medical Support/Health Services	0	0	0	0	253,125	213,881	0	0	0	0	253,125	213,881
2.0 Personnel Support Sub-Total	0	0	0	0	253,125	213,881	0	0	0	0	253,125	213,881
DODIG Total	0	0	0	0	1,791	1,753	0	0	8,721	7,787	10,512	9,540
Office of the Inspector General, Defense												
1.2.1 Civilian Premium Pay	0	0	0	0	1,614	1,595	0	0	771	734	2,385	2,329
1.2.2 Civilian Temporary Hires	0	0	0	0	118	116	0	0	6,890	6,426	7,008	6,542
1.0 Personnel Sub-Total	0	0	0	0	1,732	1,711	0	0	7,661	7,160	9,393	8,871
2.1 Temporary Duty (TDY)/Additional Duty (TAD)	0	0	0	0	59	42	0	0	634	490	693	532
2.2 Clothing and Other Personnel Equipment & Supplies	0	0	0	0	0	0	0	0	20	13	20	13
2.0 Personnel Support Sub-Total	0	0	0	0	59	42	0	0	654	503	713	545
3.1 Training	0	0	0	0	0	0	0	0	8	7	8	7
3.3 Other Supplies & Equipment	0	0	0	0	0	0	0	0	2	1	2	1
3.6 (C4I)	0	0	0	0	0	0	0	0	64	4	64	4
3.7 Other Services and Miscellaneous Contracts	0	0	0	0	0	0	0	0	316	100	316	100
3.0 Operating Support Sub-Total	0	0	0	0	0	0	0	0	390	112	390	112
4.5 Other Transportation	0	0	0	0	0	0	0	0	16	12	16	12
4.0 Transportation Sub-Total	0	0	0	0	0	0	0	0	16	12	16	12
Defense Agency Total	3,676	3,650	0	0	2,376,099	1,130,191	0	0	654,695	224,829	3,034,470	1,358,670
Operation and Maintenance, Defense-Wide												
1.2.1 Civilian Premium Pay	0	0	0	0	66,879	41,643	0	0	0	0	66,879	41,643
1.2.2 Civilian Temporary Hires	3,575	3,555	0	0	11,639	10,635	0	0	0	0	15,214	14,190
1.0 Personnel Sub-Total	3,575	3,555	0	0	78,518	52,278	0	0	0	0	82,093	55,833
2.1 Temporary Duty (TDY)/Additional Duty (TAD)	59	55	0	0	116,184	85,197	0	0	16,894	12,518	133,137	97,770

COST OF WAR
Operation and Maintenance (O&M) Summary Execution by Operation, Component, Appropriation and Cost Breakdown Structure (CBS)
Beginning Fiscal Year - 2016
(Amounts in Thousands)
As of July 31, 2016

Component and Appropriation	Operation New Dawn (OND) / Post-OND Iraq Activities		Operation Enduring Freedom		Operation Freedom's Sentinel		Operation Noble Eagle		Operation Inherent Resolve		Summary	
	Obligations Year to Date	Disbursements Year to Date	Obligations Year to Date	Disbursements Year to Date	Obligations Year to Date	Disbursements Year to Date	Obligations Year to Date	Disbursements Year to Date	Obligations Year to Date	Disbursements Year to Date	Obligations Year to Date	Disbursements Year to Date
2.2 Clothing and Other Personnel Equipment & Supplies	0	0	0	0	2,209	975	0	0	795	479	3,004	1,454
2.3 Medical Support/Health Services	0	0	0	0	3,754	2,173	0	0	104	59	3,858	2,232
2.5 Other Personnel Support	0	0	0	0	72,943	49,853	0	0	0	0	72,943	49,853
2.0 Personnel Support Sub-Total	59	55	0	0	195,090	138,198	0	0	17,793	13,056	212,942	151,309
3.1 Training	0	0	0	0	21,549	11,167	0	0	1,443	310	22,992	11,477
3.2 Operations (OPTEMPO) (Fuel, Other POL, Parts)	0	0	0	0	146,220	72,320	0	0	84,177	71,002	230,397	143,322
3.3 Other Supplies & Equipment	0	0	0	0	114,702	47,428	0	0	44,612	23,018	159,314	70,446
3.4 Facilities/Base Support	0	0	0	0	2,087	1,218	0	0	21	21	2,108	1,239
3.5.1 Organization Level Maintenance	0	0	0	0	77	77	0	0	0	0	77	77
3.5.2 Intermediate Level Maintenance	0	0	0	0	4,491	1,400	0	0	90	41	4,581	1,441
3.5.3 Depot Level Maintenance	0	0	0	0	15,688	978	0	0	1,500	0	17,188	978
3.5.4 Contractor Logistics Support	0	0	0	0	254,671	73,622	0	0	9,907	1,600	264,578	75,222
3.5.6 MRAP Vehicles Equipment Maintenance	0	0	0	0	39,723	22,225	0	0	13,411	0	53,134	22,225
3.6 (C4I)	0	0	0	0	326,058	93,504	0	0	64,499	15,047	390,557	108,551
3.7 Other Services and Miscellaneous Contracts	42	40	0	0	809,862	326,286	0	0	158,749	42,095	968,653	368,421
3.0 Operating Support Sub-Total	42	40	0	0	1,735,128	650,225	0	0	378,409	153,134	2,113,579	803,399
4.1 Airlift	0	0	0	0	176,358	112,198	0	0	71,849	38,268	248,207	150,466
4.2 Sealift	0	0	0	0	1,200	828	0	0	0	0	1,200	828
4.4 Port Handling/Inland Transportation	0	0	0	0	3,194	2,689	0	0	0	0	3,194	2,689
4.5 Other Transportation	0	0	0	0	42,190	29,458	0	0	579	182	42,769	29,640
4.6 Second Destination Transportation	0	0	0	0	171	67	0	0	0	0	171	67
4.0 Transportation Sub-Total	0	0	0	0	223,113	145,240	0	0	72,428	38,450	295,541	183,690
7.2.1 Transportation Support	0	0	0	0	24,000	24,000	0	0	0	0	24,000	24,000
7.2.2 Logistic Support	0	0	0	0	120,250	120,250	0	0	0	0	120,250	120,250
7.6.1 Trainee Equip/Support	0	0	0	0	0	0	0	0	175,132	6,822	175,132	6,822
7.6.2 U.S. Trainer/Enabler	0	0	0	0	0	0	0	0	10,933	13,367	10,933	13,367
7.0 Other Support Sub-Total	0	0	0	0	144,250	144,250	0	0	186,065	20,189	330,315	164,439

FY 2016 Cost of War for FY 2016 Appropriations

**FY 2016 Estimate of Cost of War for FY 2016 Appropriations
(Amounts in Thousands)
As of July 31, 2016**

APPROPRIATION Fiscal Year 2016 Accounts	Notes	Funds Appropriated 1/ 6/	Funds Transferred 4/	Funds Available	Obligations July 2016	Obligations CFI 2/	Disbursements CFI 3/	Unpaid Obligations	Unobligated Balance	Percent Obligated
21 2016/2016 2010 Military Personnel, Army		1,846,356	0	1,846,356	180,985	1,584,835	1,584,835	0	261,521	86%
21 2016/2016 2070 Reserve Personnel, Army		17,162	0	17,162	1,113	14,598	13,511	1,087	2,564	85%
21 2016/2016 2060 National Guard Personnel, Army		149,015	871	149,886	11,713	95,940	86,422	9,518	53,946	64%
21 2016/2016 2020 Operation and Maintenance, Army	6/	11,668,548	1,540,342	13,208,890	1,685,712	10,871,261	3,940,117	6,931,144	2,337,629	82%
21 2016/2016 2080 Operation and Maintenance, Army Reserve	6/	24,554	0	24,554	809	20,947	13,317	7,630	3,607	85%
21 2016/2016 2065 Operation and Maintenance, Army Natl Guard		60,845	0	60,845	7,617	35,964	19,421	16,543	24,881	59%
21 2016/2018 2031 Aircraft Procurement, Army		161,987	84,000	245,987	2,092	66,977	10,180	56,797	179,010	27%
21 2016/2018 2032 Missile Procurement, Army		37,260	0	37,260	2,764	2,764	0	2,764	34,496	7%
21 2016/2018 2033 Procurement of Weapons & Tracked Vehicles, Army		486,630	0	486,630	4,148	130,114	674	129,440	356,516	27%
21 2016/2018 2034 Procurement of Ammunition, Army		222,040	0	222,040	77,330	144,492	4,593	139,899	77,548	0%
21 2016/2018 2035 Other Procurement, Army		1,175,596	0	1,175,596	14,038	521,080	36,134	484,946	654,516	44%
21 2016/2017 2040 Research, Development, Test, and Eval, Army		1,500	0	1,500	-128	1,326	621	705	174	88%
17 2016/2016 1453 Military Personnel, Navy		251,011	86,041	337,052	29,630	280,751	277,047	3,704	56,301	83%
17 2016/2016 1405 Reserve Personnel, Navy		12,693	0	12,693	419	12,343	11,459	884	350	97%
17 2016/2016 1804 Operation and Maintenance, Navy	6/	4,789,789	129,805	4,919,594	465,673	4,121,178	2,751,865	1,369,313	798,416	84%
17 2016/2016 1806 Operation and Maintenance, Navy Reserve	6/	31,462	0	31,462	4,433	29,980	19,383	10,597	1,482	95%
17 2016/2018 1506 Aircraft Procurement, Navy		210,990	0	210,990	4,462	100,171	5,136	95,035	110,819	47%
17 2016/2018 1508 Procurement of Ammunition, Navy and USMC		117,966	0	117,966	2,107	108,215	341	107,874	9,751	92%
17 2016/2018 1810 Other Procurement, Navy		186	0	186	86	86	0	86	100	46%
17 2016/2016 1105 Military Personnel, Marine Corps		171,079	293	171,372	0	145,925	65,548	80,377	25,447	85%
17 2016/2016 1108 Reserve Personnel, Marine Corps	8/	3,393	0	3,393	0	1,490	2,937	-1,447	1,903	44%
17 2016/2016 1106 Operation and Maintenance, Marine Corps	6/	914,186	23,000	937,186	32,672	455,385	455,385	0	481,801	49%
17 2016/2016 1107 Operation and Maintenance, USMC Reserve		3,455	0	3,455	78	2,382	2,382	0	1,073	69%
17 2016/2018 1109 Procurement, Marine Corps		56,934	0	56,934	203	41,739	14,840	26,899	15,195	73%
57 2016/2016 3500 Military Personnel, Air Force		726,126	10,000	736,126	75,623	688,982	688,982	0	47,144	94%
57 2016/2016 3700 Reserve Personnel, Air Force		18,710	0	18,710	1,006	16,281	3,342	12,939	2,429	87%
57 2016/2016 3850 National Guard Personnel, Air Force	7/	2,828	0	2,828	398	4,787	3,915	872	-1,959	169%
57 2016/2016 3400 Operation and Maintenance, Air Force	6/	8,290,224	162,631	8,452,855	1,066,454	6,842,802	4,073,560	2,769,242	1,610,053	81%
57 2016/2016 3740 Operation and Maintenance, Air Force Reserve		58,106	0	58,106	-370	51,133	30,684	20,449	6,973	88%
57 2016/2016 3840 Operation and Maintenance, Air Natl Guard		19,900	0	19,900	413	4,769	2,938	1,831	15,131	24%
57 2016/2018 3010 Aircraft Procurement, Air Force		128,900	108,200	237,100	19,250	24,752	0	24,752	212,348	10%
57 2016/2018 3020 Missile Procurement, Air Force		289,142	0	289,142	-1	52	52	0	289,090	0%
57 2016/2018 3011 Procurement of Ammunition, Air Force		228,874	0	228,874	-27	200,623	0	200,623	28,251	88%
57 2016/2018 3080 Other Procurement, Air Force		127,465	2,435	129,900	8	33,270	11,837	21,433	96,630	26%
57 2016/2017 3600 Research, Development, Test and Eval, Air Force		300	0	300	0	0	0	0	300	0%
97 2016/2016 0100 Operation and Maintenance, Defense-Wide	6/	3,363,389	605,558	3,968,947	381,841	3,034,470	1,358,670	1,675,800	934,477	76%
97 2016/2017 0100 Operation and Maintenance, Defense-Wide		1,160,000	0	1,160,000	0	0	0	0	1,160,000	0%
97 2016/2016 0107 Office of the Inspector General, Defense	7/	10,262	0	10,262	1,277	10,512	9,540	972	-250	102%
97 2016/2016 0130 Defense Health Program, Defense		272,704	0	272,704	48,673	253,125	213,881	39,244	19,579	93%
97 2016/2018 0300 Procurement, Defense-Wide		140,436	59,400	199,836	0	123,248	16,958	106,290	76,588	62%
97 2016/2017 0400 Research, Development, Test and Eval, Defense		8,000	60,900	68,900	0	0	0	0	68,900	0%
97 2016/XXXX 4930 Defense Working Capital Funds, Defense		88,850	0	88,850	0	0	0	0	88,850	0%

**FY 2016 Estimate of Cost of War for FY 2016 Appropriations
(Amounts in Thousands)
As of July 31, 2016**

APPROPRIATION Fiscal Year 2016 Accounts	Notes	Funds Appropriated 1/ 6/	Funds Transferred 4/	Funds Available	Obligations July 2016	Obligations CFI 2/	Disbursements CFI 3/	Unpaid Obligations	Unobligated Balance	Percent Obligated
21 2016/2017 2091 Afghanistan Security Forces Fund, Army		3,652,257	0	3,652,257	127,220	2,118,090	1,749,536	368,554	1,534,167	58%
21 2016/2018 2093 Joint Improvised Explosive Device Defeat Fund		349,464	0	349,464	3,767	239,466	28,848	210,618	109,998	69%
21 2016/2017 2097 Iraq Train and Equip Fund		715,000	0	715,000	25,974	255,562	229,183	26,379	459,438	36%
97 2016/2016 0105 Drug Interdiction & Cntr Drug Activities		186,000	-186,000	0	0	0	0	0	0	0%
Sub-Total		42,251,574	2,687,476	44,939,050	4,279,462	32,691,867	17,738,074	14,953,793	12,247,183	73%
Non-War Funds	5/	15,352,907	0	15,352,907	0	0	0	0	15,352,907	0%
Operation Noble Eagle - Baseline Funds	2/	0	0	76,588	0	0	0	0	76,588	0%
Grand Total		57,604,481	2,687,476	60,368,545	4,279,462	32,691,867	17,738,074	14,953,793	27,676,678	20%

**FY 2016 Estimate of Cost of War for FY 2016 Appropriations
(Amounts in Thousands)
As of July 31, 2016**

FY 2016 Status of Funds Footnotes:

1/ Reflects funding provided in Public Law 114-53, the Continuing Resolutions Act, 2016.

2/ Obligations include **\$76,588** for Operation Noble Eagle (ONE) as a cost of war.

3/ CFI is Cumulative From Inception.

4/ Table 1 reflects funds transferred into/out of FY 2016 war funds. The appropriation transfer column totals may also include the results of internal reprogrammings within the cost of war funds.

5/ Table 2 reflects Non-War funds whose execution is not included in the DoD Cost of War Report.

6/ Table 3 reflects OCO funding that was reduced by **\$893,519** due to a congressional mark that was applied to the Department of Defense Appropriations Act, 2016.

7/ Obligations that exceed funds available reflect cash flowing from baseline operations

21 2016/2018 2032 Missile Procurement, Army

**FY 2016 Estimate of Cost of War for FY 2016 Appropriations
(Amounts in Thousands)
As of July 31, 2016**

Table 1 -- Reprogramming Actions into/out of Cost of War Funds							
Reprogramming Action:	1	2	3	4	5	6	7
APPROPRIATION							
2016/2016 National Guard Personnel, Army		672				199	
2016/2016 Operation and Maintenance, Army		26,629	4,500		6,625	135,153	1,367,435
2016/2016 Aircraft Procurement, Army					84,000		
2016/2016 Military Personnel, Navy							86,041
2016/2016 Operation and Maintenance, Navy		396	68,503	11,700	47,600	1,606	
21 2016/2018 2032 Missile Procurement, Army		215				78	
2016/2016 Operation and Maintenance, Marine Corps							23,000
2016/2016 Military Personnel, Air Force					10,000		
2016/2016 Operation and Maintenance, Air Force		11,223	4,500	88,100	8,820	49,988	
2016/2018 Aircraft Procurement, Air Force				108,200			
2016/2018 Other Procurement, Air Force						2,435	
2016/2016 Operation and Maintenance, Defense-Wide	14,319	1,188	107,453	13,800	46,450	387,348	35,000
2016/2018 Procurement, Defense-Wide				36,000	23,400		
2016/2017 Research, Development, Test and Eval, Defense						12,000	48,900
2016/2016 Drug Interdiction & Cntr Drug Activities		-40,323				-145,677	
Reprogramming Total	14,319	0	184,956	257,800	226,895	443,130	1,560,376
Cumulative Reprogramming Total	14,319	14,319	199,275	457,075	683,970	1,127,100	2,687,476

1. Base to OCO, DCMA Base-to-OCO, dated Dec 1, 2015
2. FY16-02 IR, Drug Interdiction and Counter-Drug Activities, dated November 13, 2015
3. FY16-02 PA, Counterterrorism Partnerships Fund for Syria Train & Equip, dated November 2, 2015 and Base to OCO, Restore Fuel Savings, dated February 1, 2016
4. FY16-10 IR, Intelligence, Surveillance and Reconnaissance Request, dated April 21, 2016
5. FY16-13 IR, Intelligence, Surveillance and Reconnaissance (ISR)-Part 2, dated May 31, 2016
6. FY 16-13 IR, Intelligence, Surveillance and Reconnaissance (ISR)-Part 2; FY 16-11 PA, Counterterrorism Partnerships Fund Transfer for Syria Train and Equip, dated June 30, 2016
7. FY16-13 PA, Operation Freedom Sentinel and Other Priorities, dated June 23, 2016

Table 2 -- Non-War Programs or Programs Whose Execution Is Not Included in the DoD Cost of War Report					
Non-War/Not Reported on the DoD Cost of War Report	Fund Item Description	Military Personnel	Operation & Maintenance	Procurement	Total
21 2016/2016 2020 Operation and Maintenance, Army	Congressional transfer from Title II to Title IX		2,200,000		2,200,000
17 2016/2016 1804 Operation and Maintenance, Navy	Congressional transfer from Title II to Title IX		2,200,000	-	2,200,000
17 2016/2016 1106 Operation and Maintenance, Marine Corps	Congressional transfer from Title II to Title IX		420,000		420,000
57 2016/2016 3400 Operation and Maintenance, Air Force	Congressional transfer from Title II to Title IX		2,200,000		2,200,000
Operation and Maintenance, Subtotal			7,020,000	-	7,020,000
97 2016/2018 0350 National Guard and Reserve Equipment, Defense	Baseline Programs funded by Congress in OCO			1,000,000	1,000,000
21 2016/2016 2020 Operation and Maintenance, Army	Restore Readiness		336,583		336,583
21 2016/2016 2065 Operation and Maintenance, Army Nat'l Guard	Restore Readiness		75,000		75,000
21 2016/2016 2080 Operation and Maintenance, Army Reserve	Restore Readiness		75,000		75,000
European Reassurance Initiative			789,300		789,300
Counterterrorism Partnerships Fund			1,100,000		1,100,000
Ukraine Security Initiative			250,000		250,000
Classified Programs					4,707,024
Non-War Programs Totals			9,645,883	1,000,000	15,352,907

Table 3 -- Section 8128 Fuel Saving applied to Overseas Contingency Operations				
Non-War/Not Reported on the DoD Cost of War Report	Fund Item Description	Operation & Maintenance	Total	
21 2016/2016 2020 Operation and Maintenance, Army	Fuel Reduction	271,349	271,349	
21 2016/2016 2080 Operation and Maintenance, Army Reserve	Fuel Reduction	5	5	
17 2016/2016 1804 Operation and Maintenance, Navy	Fuel Reduction	164,202	164,202	
17 2016/2016 1806 Operation and Maintenance, Navy Reserve	Fuel Reduction	181	181	
17 2016/2016 1106 Operation and Maintenance, Marine Corps	Fuel Reduction	11,478	11,478	
57 2016/2016 3400 Operation and Maintenance, Air Force	Fuel Reduction	431,226	431,226	
97 2016/2016 0100 Operation and Maintenance, USSOCOM	Fuel Reduction	15,078	15,078	
Operation and Maintenance, Total		893,519	893,519	

FY 2016 Cost of War for FY 2015 Appropriations

**FY 2016 Estimate of Cost of War for FY 2015 Appropriations
(Amounts in Thousands)
As of July 31, 2016**

APPROPRIATION Fiscal Year 2015 Accounts	Notes	Funds Appropriated 1/	Funds Transferred 4/	Funds Available	Obligations July 2016	Obligations CFI 2/ 3/	Disbursements CFI 3/	Unpaid Obligations	Unobligated Balance	Percent Obligated
21 2015/2015 2010 Military Personnel, Army		3,258,470	-210,000	3,048,470	0	2,972,442	2,972,442	0	76,028	98%
21 2015/2015 2070 Reserve Personnel, Army		24,990	0	24,990	0	22,450	21,190	1,260	2,540	90%
21 2015/2015 2060 National Guard Personnel, Army		174,778	288	175,066	0	158,970	144,912	14,058	16,096	91%
21 2015/2015 2020 Operation and Maintenance, Army		16,817,765	-249,005	16,568,760	-2	16,485,707	7,360,088	9,125,619	83,053	99%
21 2015/2016 2020 Operation and Maintenance, Army		250,000	0	250,000	0	245,060	97,527	147,533	4,940	98%
21 2015/2015 2080 Operation and Maintenance, Army Reserve		41,532	0	41,532	0	33,718	19,645	14,073	7,814	81%
21 2015/2015 2065 Operation and Maintenance, Army National Guard		76,461	0	76,461	0	71,157	41,830	29,327	5,304	93%
21 2015/2017 2031 Aircraft Procurement, Army		196,200	391,511	587,711	10,758	485,117	55,443	429,674	102,594	83%
21 2015/2017 2032 Missile Procurement, Army		32,136	0	32,136	62	24,349	4,966	19,383	7,787	76%
21 2015/2017 2033 Procurement of Weapons & Tracked Vehicles		5,000	0	5,000	0	5,000	5	4,995	0	100%
21 2015/2017 2034 Procurement of Ammunition, Army		140,905	0	140,905	26	128,152	10,808	117,344	12,753	91%
21 2015/2017 2035 Other Procurement, Army		773,583	101,584	875,167	753	746,128	453,730	292,398	129,039	85%
21 2015/2016 2040 Research, Development, Test, and Evaluation, Army		2,000	33,603	35,603	-1,164	32,851	10,148	22,703	2,752	92%
17 2015/2015 1453 Military Personnel, Navy	7/	332,166	0	332,166	0	351,063	345,084	5,979	-18,897	106%
17 2015/2015 1405 Reserve Personnel, Navy		13,953	0	13,953	0	13,616	13,324	292	337	98%
17 2015/2015 1804 Operation and Maintenance, Navy	7/	5,380,169	511,948	5,892,117	0	5,899,340	4,080,929	1,818,411	-7,223	100%
17 2015/2015 1806 Operation and Maintenance, Navy Reserve		45,876	0	45,876	0	45,856	35,796	10,060	20	100%
17 2015/2017 1506 Aircraft Procurement, Navy		243,359	0	243,359	3,340	145,544	75,528	70,016	97,815	60%
17 2015/2017 1507 Weapons Procurement, Navy		66,785	0	66,785	19	7,075	2,625	4,450	59,710	11%
17 2015/2017 1508 Procurement of Ammunition, Navy and Marine Corps		154,519	0	154,519	180	144,559	34,323	110,236	9,960	94%
17 2015/2017 1810 Other Procurement, Navy		121,310	0	121,310	42,020	59,026	4,136	54,890	62,284	49%
17 2015/2016 1319 Research, Development, Test, and Evaluation, Navy		940	1,200	2,140	-50	2,061	1,674	387	79	96%
17 2015/2015 1105 Military Personnel, Marine Corps		403,311	-51,584	351,727	0	305,911	305,911	0	45,816	87%
17 2015/2015 1108 Reserve Personnel, Marine Corps		5,069	0	5,069	0	3,756	3,756	0	1,313	74%
17 2015/2015 1106 Operation and Maintenance, Marine Corps		1,485,904	-57,478	1,428,426	-3,113	1,026,391	810,188	216,203	402,035	72%
17 2015/2015 1107 Operation and Maintenance, Marine Corps Reserve		10,540	0	10,540	0	10,483	9,632	851	57	99%
17 2015/2017 1109 Procurement, Marine Corps		65,589	0	65,589	0	56,838	20,778	36,060	8,751	87%
57 2015/2015 3500 Military Personnel, Air Force		728,334	4,094	732,428	0	719,024	719,024	0	13,404	98%
57 2015/2015 3700 Reserve Personnel, Air Force	7/	19,175	580	19,755	0	19,759	13,554	6,205	-4	100%
57 2015/2015 3850 National Guard Personnel, Air Force	7/	4,894	0	4,894	0	5,454	5,040	414	-560	111%
57 2015/2015 3400 Operation and Maintenance, Air Force		9,034,449	165,452	9,199,901	-720	9,067,020	8,407,733	659,287	132,881	99%
57 2015/2015 3740 Operation and Maintenance, Air Force Reserve	7/	77,794	0	77,794	0	147,337	120,413	26,924	-69,543	189%
57 2015/2015 3840 Operation and Maintenance, Air National Guard	7/	20,300	0	20,300	0	35,960	10,315	25,645	-15,660	177%
57 2015/2017 3010 Aircraft Procurement, Air Force		481,019	-87,000	394,019	6,971	155,460	24,676	130,784	238,559	39%
57 2015/2017 3020 Missile Procurement, Air Force		136,189	190,000	326,189	3,000	267,481	111,836	155,645	58,708	82%
57 2015/2017 3011 Procurement of Ammunition, Air Force		219,785	0	219,785	-3	209,247	21,712	187,535	10,538	95%
57 2015/2017 3080 Other Procurement, Air Force		286,838	-56,465	230,373	844	127,411	28,728	98,683	102,962	55%
57 2015/2016 3600 Research, Development, Test and Eval, Air Force		0	650	650	0	0	0	0	650	0%
97 2015/2015 0100 Operation and Maintenance, Defense-Wide		3,691,007	325,992	4,016,999	369	3,805,098	2,704,144	1,100,954	211,901	95%
97 2015/2016 0100 Operation and Maintenance, Defense-Wide	8/	1,260,000	0	1,260,000	0	713,289	713,940	-651	546,711	57%
97 2015/2015 0107 Office of the Inspector General, Defense	7/	10,623	0	10,623	-1	12,696	11,324	1,372	-2,073	120%
97 2015/2015 0130 Defense Health Program, Defense	7/	300,531	0	300,531	-173	340,713	323,570	17,143	-40,182	113%
97 2015/2017 0300 Procurement, Defense-Wide		190,857	52,235	243,092	1,725	161,930	102,675	59,255	81,162	67%
97 2015/2016 0400 Research, Development, Test and Eval, Defense		11,200	24,000	35,200	0	11,200	10,044	1,156	24,000	32%
97 2015/XXXX 4930 Defense Working Capital Funds, Defense		91,350	0	91,350	0	3,259	750	2,509	88,091	4%
21 2015/2016 2091 Afghanistan Security Forces Fund, Army		4,109,333	-400,000	3,709,333	-51,521	3,447,351	3,005,549	441,802	261,982	93%

**FY 2016 Estimate of Cost of War for FY 2015 Appropriations
(Amounts in Thousands)
As of July 31, 2016**

APPROPRIATION Fiscal Year 2015 Accounts	Notes	Funds Appropriated 1/	Funds Transferred 4/	Funds Available	Obligations July 2016	Obligations CFI 2/ 3/	Disbursements CFI 3/	Unpaid Obligations	Unobligated Balance	Percent Obligated
21 2015/2017 2093 Joint Improvised Explosive Device Defeat Fund		444,464	0	444,464	2,855	411,978	287,926	124,052	32,486	93%
21 2015/2016 2097 Iraq Train and Equip Fund		1,618,000	0	1,618,000	8,914	1,451,636	1,338,410	113,226	166,364	90%
97 2015/2016 0105 Drug Interdiction & Counter Drug Activities, Defense		205,000	-141,134	63,866	0	0	0	0	63,866	0%
Sub-Total		53,064,452	550,471	53,614,923	25,089	50,595,923	34,897,781	15,698,142	3,019,000	94%
Non-War Funds	5/ 6/	12,373,710	0	12,373,710	0	0	0	0	12,373,710	0%
Operation Noble Eagle - Baseline Funds	2/	0	0	98,610	0	0	0	0	98,610	0%
Grand Total		65,438,162	550,471	66,087,243	25,089	50,595,923	34,897,781	15,698,142	15,491,320	77%

**FY 2016 Estimate of Cost of War for FY 2015 Appropriations
(Amounts in Thousands)
As of July 31, 2016**

FY 2015 Status of Funds Footnotes:

1/ Reflects funding provided in Public Law 113-164, the Continuing Appropriations Resolution, 2015.

2/ Obligations include **\$98,610** for Operation Noble Eagle (ONE) as a cost of war.

3/ CFI is Cumulative From Inception.

4/ Table 1 reflects funds transferred into/out of FY 2015 war funds. The appropriation transfer column totals may also include the results of internal reprogrammings within the cost of war funds.

5/ Table 2 reflects Non-War funds whose execution is not included in the DoD Cost of War Report.

6/ Table 3 discloses **\$923,100** in obligations related to the Readiness Section 9018 whose execution is not included in the DoD Cost of War Report

7/ Obligations that exceed funds available reflect cash flowing from baseline appropriations.

8/ Disbursements that exceed obligations will be researched and corrected in a subsequent period

**FY 2016 Estimate of Cost of War for FY 2015 Appropriations
(Amounts in Thousands)
As of July 31, 2016**

Table 1 -- Reprogramming Actions into/out of Cost of War Funds							
Reprogramming Action:	1	2	3	4	5	6	7
APPROPRIATION							
2015/2015 Military Personnel, Army					-235,000	25,000	
2015/2015 National Guard Personnel, Army	635	-367			20		
2015/2015 Operation and Maintenance, Army	103,023	109,446	15,603		-32,278	-444,799	
2015/2015 Operation and Maintenance, Army National Guard	75	-75					
2015/2017 Aircraft Procurement, Army						391,511	
2015/2017 Other Procurement, Army		32,000			28,918	40,666	
2015/2016 Research, Development, Test, and Evaluation, Army						33,603	
2015/2015 Reserve Personnel, Navy	60	-60					
2015/2015 Operation and Maintenance, Navy	1,000				419,678	91,270	
2015/2016 Research, Development, Test, and Evaluation, Navy						1,200	
2015/2015 Military Personnel, Marine Corps	153	125			-51,862		
2015/2015 Operation and Maintenance, Marine Corps	22				-57,500		
2015/2015 Military Personnel, Air Force						4,094	
2015/2015 Reserve Personnel, Air Force	250	330					
2015/2015 National Guard Personnel, Air Force	65	-65					
2015/2015 Operation and Maintenance, Air Force	34,197	103,455	47,947		16,441	-36,588	
2015/2017 Aircraft Procurement, Air Force			-120,000			33,000	
2015/2017 Missile Procurement, Air Force			190,000				
2015/2017 Other Procurement, Air Force		13,500	-70,000		-2,900	2,935	
2015/2016 Research, Development, Test and Eval, Air Force					650		
2015/2015 Operation and Maintenance, Defense-Wide	2,800	350,364		-1,880	1,200	-26,492	
2015/2017 Procurement, Defense-Wide		2,190		1,880		48,165	
2015/2016 Research, Development, Test and Eval, Defense		24,000					
2015/2016 Afghanistan Security Forces Fund, Army							-400,000
2015/2016 Drug Interdiction & Cntr Drug Activities					-16,000	-125,134	
Reprogramming Total	142,280	634,843	63,550	0	71,367	38,431	-400,000
Cumulative Reprogramming Total	142,280	777,123	840,673	840,673	912,040	950,471	550,471

1. FY 15-01 IR, Drug Interdiction and Counter-Drug Activities, Defense, dated January 31, 2015
2. FY 15-09, LEAP UAS Initiative; FY 15-07 IR and FY 15-10 PA, Syria Train and Equip; FY 15-11 IR, Drug Interdiction and Counter-Drug Activities, Defense, dated April 30, 2015
3. FY 15-11 IR, Drug Interdiction and Counter-Drug Activities, Defense, FY 15-07 PA, Predator Hellfire Missiles, dated May 31, 2015
4. FY 15-14 IR, Classified Programs, Various Appropriations, dated June 29, 2015
5. FY 15-23 PA, OMNIBUS 2015 Prior Approval Request; FY 15-30 IR, Drug Interdiction and Counter-Drug Activities, Defense - PART II OCO ; Various Appropriations, dated June 30, 2015 and August 6, 2015
6. FY 15-28 PA, Joint Urgent Operation Need (JUON); FY 15-24 PA, OMNIBUS 2015 Military Intelligence Programs; FY 15-36 IR, Counterterrorism Partnerships Fund Residuals - Syria Train and Equip; and Below Threshold Reprogramming, dated September 24, 2015;
- FY 15-23 PA (SEP), OMNIBUS 2015 Prior Approval Request - September Implementation, dated September 30, 2015
7. PL 114-113, Rescission to the Afghanistan Security Forces Fund (ASFF), per the Consolidated Appropriations Act of 2016, dated December 22, 2015

Table 2 -- Non-War Programs or Programs Whose Execution Is Not Included in the DoD Cost of War Report					
Non-War/Not Reported on the DoD Cost of War Report	Fund Item Description	Military Personnel	Operation & Maintenance	Procurement	Total
21 2015/2015 2020 Operation and Maintenance, Army	Congressional transfer from Title II to Title IX		850,000		850,000
17 2015/2015 1804 Operation and Maintenance, Navy	Congressional transfer from Title II to Title IX		850,000	-	850,000
17 2015/2015 1106 Operation and Maintenance, Marine Corps	Congressional transfer from Title II to Title IX		350,000		350,000
57 2015/2015 3400 Operation and Maintenance, Air Force	Congressional transfer from Title II to Title IX		850,000		850,000
Operation and Maintenance, Subtotal			2,900,000	-	2,900,000
97 2015/2017 0350 National Guard and Reserve Equipment, Defense	Baseline Programs funded by Congress in OCO			1,200,000	1,200,000
Readiness Section 9018 (1)			1,000,000		1,000,000
European Reassurance Initiative					984,450
Counterterrorism Partnerships Fund					1,300,000
Non-DoD Classified					4,923,973
Medicare Eligible Retiree Healthcare Fund (MERHCF)		65,287			65,287
Non-War Programs Totals		65,287	3,900,000	1,200,000	12,373,710

(1) Obligations related to Readiness Section 9018 are disclosed in Table 3 below.

**FY 2016 Estimate of Cost of War for FY 2015 Appropriations
(Amounts in Thousands)
As of July 31, 2016**

Table 3-- Readiness Section 9018 Obligations Not Included in the DoD Cost of War Report			
Operation and Maintenance	Budget Line Item Title	Budget Line Item	Total Obligations
21 2015/2015 2020 Operation and Maintenance, Army	Operating Forces	01	164,156
21 2015/2015 2020 Operation and Maintenance, Army	Training and Recruiting	03	26,714
21 2015/2015 2065 Operation and Maintenance, Army Nat'l Guard	Operating Forces	01	60,523
21 2015/2015 2080 Operation and Maintenance, Army Reserve	Operating Forces	01	25,904
17 2015/2015 1804 Operation and Maintenance, Navy	Operating Forces	01	312,857
17 2015/2015 1806 Operation and Maintenance, Navy Reserve	Operating Forces	01	11,625
17 2015/2015 1106 Operation and Maintenance, Marine Corps	Operating Forces	01	47,635
17 2015/2015 1107 Operation and Maintenance, USMC Reserve	Operating Forces	01	2,582
57 2015/2015 3400 Operation and Maintenance, Air Force	Operating Forces	01	214,607
57 2015/2015 3400 Operation and Maintenance, Air Force	Training and Recruiting	03	17,011
57 2015/2015 3740 Operation and Maintenance, Air Force Reserve	Operating Forces	01	39,486
Military Readiness Totals			923,100

FY 2016 Cost of War for FY 2014 Appropriations

**FY 2016 Estimate of Cost of War for FY 2014 Appropriations
(Amounts in Thousands)
As of July 31, 2016**

APPROPRIATION Fiscal Year 2014 Accounts	Notes	Funds Appropriated 1/	Funds Transferred 2/	Funds Available	Obligations July 2016	Obligations CFI 3/4	Disbursements CFI 4/	Unpaid Obligations	Unobligated Balance 5/	Percent Obligated
21 2014/2014 2010 Military Personnel, Army	5/	5,449,726	-213,000	5,236,726	0	5,256,264	5,256,264	0	-19,538	100%
21 2014/2014 2070 Reserve Personnel, Army		33,352	0	33,352	0	30,178	28,719	1,459	3,174	90%
21 2014/2014 2060 National Guard Personnel, Army		257,064	-42,239	214,825	0	207,290	206,018	1,272	7,535	96%
21 2014/2014 2020 Operation and Maintenance, Army		29,208,689	-1,829,055	27,379,634	0	23,483,176	12,214,593	11,268,583	3,896,458	86%
21 2014/2014 2080 Operation and Maintenance, Army Reserve		34,674	0	34,674	0	30,490	21,215	9,275	4,184	88%
21 2014/2014 2065 Operation and Maintenance, Army National Guard		130,471	-49,849	80,622	0	73,229	46,010	27,219	7,393	91%
21 2014/2016 2031 Aircraft Procurement, Army		669,000	-323,696	345,304	1,398	315,588	128,713	186,875	29,716	91%
21 2014/2016 2032 Missile Procurement, Army		128,645	15,426	144,071	-4	141,682	57,427	84,255	2,389	98%
21 2014/2016 2034 Procurement of Ammunition, Army		190,900	0	190,900	46	190,675	106,225	84,450	225	100%
21 2014/2016 2035 Other Procurement, Army		653,902	436,499	1,090,401	3,211	1,070,083	818,598	251,485	20,318	98%
21 2014/2015 2040 Research, Development, Test, and Evaluation, Army		13,500	17,200	30,700	0	30,350	14,960	15,390	350	99%
17 2014/2014 1453 Military Personnel, Navy		558,344	-24,595	533,749	0	499,027	498,580	447	34,722	93%
17 2014/2014 1405 Reserve Personnel, Navy		20,238	0	20,238	0	20,142	19,680	462	96	100%
17 2014/2014 1804 Operation and Maintenance, Navy	5/	5,855,352	470,465	6,325,817	0	6,335,150	3,809,187	2,525,963	-9,333	100%
17 2014/2014 1806 Operation and Maintenance, Navy Reserve		55,700	0	55,700	0	51,057	37,228	13,829	4,643	92%
17 2014/2016 1506 Aircraft Procurement, Navy		211,176	31,345	242,521	1,598	227,496	175,023	52,473	15,025	94%
17 2014/2016 1507 Weapons Procurement, Navy		86,500	-4,595	81,905	0	79,753	42,314	37,439	2,152	97%
17 2014/2016 1508 Procurement of Ammunition, Navy and Marine Corps		169,362	412	169,774	18	168,527	96,346	72,181	1,247	99%
17 2014/2016 1810 Other Procurement, Navy		0	111,461	111,461	20,952	104,920	16,439	88,481	6,541	94%
17 2014/2014 1105 Military Personnel, Marine Corps		777,922	17,064	794,986	0	716,192	716,192	0	78,794	90%
17 2014/2014 1108 Reserve Personnel, Marine Corps		15,134	59	15,193	0	11,414	11,414	0	3,779	75%
17 2014/2014 1106 Operation and Maintenance, Marine Corps		2,668,990	-115,200	2,553,790	810	1,916,364	1,790,043	126,321	637,426	75%
17 2014/2014 1107 Operation and Maintenance, Marine Corps Reserve		12,534	0	12,534	0	12,312	12,268	44	222	98%
17 2014/2016 1109 Procurement, Marine Corps		125,984	0	125,984	-400	122,911	95,523	27,388	3,073	98%
57 2014/2014 3500 Military Personnel, Air Force		832,862	-51,400	781,462	0	754,230	754,230	0	27,232	97%
57 2014/2014 3700 Reserve Personnel, Air Force		20,432	602	21,034	0	21,034	13,528	7,506	0	100%
57 2014/2014 3850 National Guard Personnel, Air Force		6,919	57	6,976	0	3,151	3,146	5	3,825	45%
57 2014/2014 3400 Operation and Maintenance, Air Force		9,960,642	92,111	10,052,753	-2,903	8,458,005	8,221,134	236,871	1,594,748	84%
57 2014/2014 3740 Operation and Maintenance, Air Force Reserve	5/	32,849	0	32,849	2	51,754	45,058	6,696	-18,905	158%
57 2014/2014 3840 Operation and Maintenance, Air National Guard		22,200	0	22,200	0	18,358	5,776	12,582	3,842	83%
57 2014/2016 3010 Aircraft Procurement, Air Force		188,868	122,000	310,868	997	286,466	132,136	154,330	24,402	92%
57 2014/2016 3020 Missile Procurement, Air Force		24,200	0	24,200	0	24,200	20,257	3,943	0	100%
57 2014/2016 3011 Procurement of Ammunition, Air Force		137,826	16,500	154,326	277	148,952	107,642	41,310	5,374	97%
57 2014/2016 3080 Other Procurement, Air Force		194,345	29,168	223,513	-8	204,622	179,911	24,711	18,891	92%
57 2014/2015 3600 Research, Development, Test and Eval, Air Force		0	157,876	157,876	-22	157,261	82,112	75,149	615	100%
97 2014/2014 0100 Operation and Maintenance, Defense-Wide		3,657,370	-57,880	3,599,490	-616	3,432,950	3,139,904	293,046	166,540	95%
97 2014/2015 0100 Operation and Maintenance, Defense-Wide		1,257,000	0	1,257,000	0	1,254,197	1,254,197	0	2,803	100%
97 2014/2014 0107 Office of the Inspector General, Defense	6/	10,766	0	10,766	0	6,392	6,844	-452	4,374	59%
97 2014/2014 0130 Defense Health Program, Defense, Operation and Maintenance		898,701	-155,600	743,101	-88	679,657	660,287	19,370	63,444	91%
97 2014/2016 0300 Procurement, Defense-Wide	5/	81,253	-5,000	76,253	-96	82,628	64,917	17,711	-6,375	108%
97 2014/2015 0400 Research, Development, Test and Eval, Defense		12,000	0	12,000	0	11,999	10,941	1,058	1	100%
97 2014/XXXX 4930 Defense Working Capital Funds, Defense		264,910	0	264,910	3,477	73,565	50,403	23,162	191,345	28%

**FY 2016 Estimate of Cost of War for FY 2014 Appropriations
(Amounts in Thousands)
As of July 31, 2016**

APPROPRIATION Fiscal Year 2014 Accounts	Notes	Funds Appropriated 1/	Funds Transferred 2/	Funds Available	Obligations July 2016	Obligations CFI 3/4	Disbursements CFI 4/	Unpaid Obligations	Unobligated Balance 5/	Percent Obligated
21 2014/2015 2091 Afghanistan Security Forces Fund, Army		4,726,720	-764,380	3,962,340	15	3,956,724	3,755,936	200,788	5,616	100%
21 2014/2016 2093 Joint Improvised Explosive Device Defeat Fund		879,225	0	879,225	1,263	869,230	772,740	96,490	9,995	99%
21 2014/2015 2096 Afghanistan Infrastructure Fund, Army		199,000	-55,000	144,000	0	127,915	11,482	116,433	16,085	89%
97 2014/2015 0105 Drug Interdiction & Cntr Drug Activities, Defense		376,305	-332,040	44,265	0	0	0	0	44,265	0%
Sub-Total		71,111,552	-2,505,284	68,606,268	29,927	61,717,560	45,511,560	16,206,000	6,888,708	90%
Non-War Funds		14,055,760	0	14,055,760	0	0	0	0	0	0%
Operation Noble Eagle - Baseline Funds	3/	0	0	124,581	0	0	0	0	0	0%
Grand Total		85,167,312	-2,505,284	82,786,609	29,927	61,717,560	45,511,560	16,206,000	6,888,708	75%

FY 2016 Estimate of Cost of War for FY 2014 Appropriations
(Amounts in Thousands)
As of July 31, 2016

FY 2014 Status of Funds Footnotes:

1/ Reflects funding provided in Public Law 113-76, the Consolidated Appropriations Act, 2014.

2/ Table 1 reflects funds transferred into/out of FY 2014 war funds. The appropriation transfer column totals may also include the results of internal reprogrammings within the cost of war funds.

3/ Obligations include **\$124,581** for Operation Noble Eagle (ONE) as a cost of war.

4/ CFI is Cumulative From Inception.

5/ Obligations that exceed funds available reflect cash flowing from baseline appropriations.

6/ Disbursements that exceed obligations will be corrected in a subsequent period.

**FY 2016 Estimate of Cost of War for FY 2014 Appropriations
(Amounts in Thousands)
As of July 31, 2016**

Table 1 -- Reprogramming Actions into/out of Cost of War Funds										
Reprogramming Action:	1	2	3	4	5	6	7	8	9	10
APPROPRIATION										
2014/2014 Military Personnel, Army				-213,000						
2014/2014 Reserve Personnel, Army	180	-180								
2014/2014 National Guard Personnel, Army	935		-174	-43,000						
2014/2014 Operation and Maintenance, Army	120,880	119,500			-2,069,435					
2014/2014 Operation and Maintenance, Army National Guard	295		-144	-50,000						
2014/2016 Aircraft Procurement, Army					131,404	-464,000				
2014/2016 Missile Procurement, Army					15,426					
2014/2016 Other Procurement, Army	13,000	-13,000			445,399					
2014/2015 Research, Development, Test and Evaluation, Army					17,200					
2014/2014 Military Personnel, Navy				-24,595						
2014/2014 Operation and Maintenance, Navy	1,846		21,500	98,105	349,014					
2014/2016 Aircraft Procurement, Navy					31,345					
2014/2016 Weapons Procurement, Navy					-4,183					
2014/2016 Other Procurement, Navy					111,461					
2014/2014 Military Personnel, Marine Corps				17,064						
2014/2014 Reserve Personnel, Marine Corps	230	-183		12						
2014/2014 Operation and Maintenance, Marine Corps			-21,500	-93,700						
2014/2014 Military Personnel, Air Force					-51,400					
2014/2014 Reserve Personnel, Air Force	602									
2014/2014 National Guard Personnel, Air Force	126		-69							
2014/2014 Operation and Maintenance, Air Force	87,766	2,614			1,731					
2014/2016 Aircraft Procurement, Air Force					122,000					
2014/2016 Procurement of Ammunition, Air Force					16,500					
2014/2016 Other Procurement, Air Force	5,400	29,200	-5,432							
2014/2015 Research, Development, Test and Evaluation, Air Force	2,000		-2,000		157,876					
2014/2014 Operation and Maintenance, Defense-Wide	18,620	1,500	-500		-77,500					
2014/2014 Defense Health Program, Defense					-155,600					
2014/2016 Procurement, Defense-Wide				-5,000						
2014/2015 Afghanistan Security Forces Fund, Army						-764,380				
2014/2015 Afghanistan Infrastructure Fund, Army										-55,000
2014/2015 Drug Interdiction & Cntr Drug Activities, Defense							-142,280	-118,393	-71,367	
Reprogramming Total	251,880	139,451	-8,319	-314,114	-958,762	-1,228,380	-142,280	-118,393	-71,367	-55,000
Cumulative Reprogramming Total	251,880	391,331	383,012	68,898	-889,864	-2,118,244	-2,260,524	-2,378,917	-2,450,284	-2,505,284

1. FY14-02 IR, Various Appropriations, dated November 13, 2013.
2. FY14-13 IR, Various Appropriations, dated May 8, 2014.
3. FY14-27 IR, FY14-08 PA and BTR, Various Appropriations, dated July 31, 2014.
4. FY14-11 PA, Omnibus 2014 PA, Various Appropriations, dated August 31, 2014.
5. FY14-13 PA, FY14-14 PA, FY14-17 PA & BTR; Various Appropriations, dated September 30, 2014.
6. FY14 Title IX, Kiowa Warrior Program Termination; Recission - Program Adjustment, CH-47 Chinook Recission, dated December 16, 2014
7. FY15-01 IR, Drug Interdiction and Counter-Drug Activities, Defense, dated January 31, 2015.
8. FY15-11 IR, Drug Interdiction and Counter-Drug Activities, Defense, dated March 31, 2015.
9. FY 15-30 IR, Drug Interdiction and Counter-Drug Activities, Defense (PART II - \$-77,367K), dated August 6, 2015.
10. FY 15-07 LTR, Funds transferred to Department of State in accordance with section 1217 of Public Law 111-383, dated September 10, 2015.

Table 2 -- Non-War Programs or Programs Whose Execution Is Not Included in the DoD Cost of War Report					
Non-War/Not Reported on the DoD Cost of War Report	Fund Item Description	Military Personnel	Operation & Maintenance	Procurement	Total
21 2014/2014 2020 Operation and Maintenance, Army	Congressional transfer from Title II to Title IX		3,144,816		3,144,816
17 2014/2014 1804 Operation and Maintenance, Navy	Congressional transfer from Title II to Title IX		2,609,848	-	2,609,848
17 2014/2014 1106 Operation and Maintenance, Marine Corps	Congressional transfer from Title II to Title IX		700,000		700,000
57 2014/2014 3400 Operation and Maintenance, Air Force	Congressional transfer from Title II to Title IX		2,782,200		2,782,200
Operation and Maintenance, Subtotal			9,236,864	-	9,236,864
97 2013/2015 0350 National Guard and Reserve Equipment, Defense	Baseline Programs funded by Congress in OCO			1,000,000	1,000,000
Non-DoD Classified					3,818,896
Non-War Programs Totals		-	9,236,864	1,000,000	14,055,760