

## COST OF WAR Through June 30, 2016

### TOTAL COST

Since September 11, 2001, DoD has obligated **\$1,419.8 billion** for war-related costs:

### BREAKDOWN BY OPERATION since September 11, 2001

The **\$1,419.8 billion** breakdown by operation is:

#### ***Current Contingencies (\$95.0 billion):***

- |                                       | <b>% of<br/>Total</b>       |
|---------------------------------------|-----------------------------|
| • Operation FREEDOM'S SENTINEL (OFS): | <b>\$57.4 billion ( 4%)</b> |
| • Operation INHERENT RESOLVE (OIR):   | <b>\$9.9 billion ( 1%)</b>  |
| • Operation NOBLE EAGLE (ONE):        | <b>\$27.6 billion ( 2%)</b> |

#### ***Prior Year Contingencies (\$1,324.8 billion):***

- |   |                              |
|---|------------------------------|
| • Operation IRAQI FREEDOM (OIF)/NEW DAWN (OND): | <b>\$732.2 billion (51%)</b> |
| • Operation ENDURING FREEDOM (OEF):             | <b>\$592.7 billion (42%)</b> |

### AVERAGE MONTHLY SPENDING

- |  |                                       |
|--|---------------------------------------|
| • The <u>average monthly spending</u> for <u>all</u> Operations: | <b>\$3.4 billion (during FY 2016)</b> |
| • The average monthly spending for <b>OFS</b> :                  | <b>\$3.4 billion (99%)</b>            |
| • The average monthly spending for <b>OIR</b> :                  | <b>\$0.4 billion (12%)</b>            |
| • The average monthly spending for <b>OIF/OND</b> :              | <b>-\$0.1 billion (-10%)*</b>         |
| • The average monthly spending for <b>OEF</b> :                  | <b>-\$0.4 billion (-2%)</b>           |
| • The average monthly spending for <b>ONE</b> :                  | <b>-\$&lt;0.1 billion (&lt;1%)</b>    |

\*The negative average monthly spending is a result of the Army transferring \$1.7 billion in prior year obligations from OND to OEF to properly align costs to the appropriate contingency operation.

### TALKING POINTS

- Operation FREEDOM'S SENTINEL, which began on January 1, 2015, continues the train, advise, and assist mission of the Afghanistan National Defense and Security Forces (ANDSF) at the corps and Ministry of Defense level, as well as with the Ministry of the Interior. The focus is on those processes associated with financial management, human resource management, force sustainment (logistics), and command and control. There also remains a significant effort to further integrate aviation and intelligence into the operations of the ANDSF.
  - As of the end of June 2016, the Department of Defense (DoD) has approximately 9,200 military personnel in Afghanistan in accordance with the President's guidance to maintain a force management level of no more than 9,800 through December 31, 2016. (Note: The Bilateral Security Agreement does not dictate a specific U.S. troop level; instead, the President based this level on recommendations from his commanders and advisors.)
  - Additionally, about 4,500 North Atlantic Treaty Organization (NATO) troops and 1,700 troops from non-NATO coalition nations remain in Afghanistan after the international combat mission formally ended on December 31, 2014, to conduct the NATO-led Resolute Support (RS) mission to train, advise and assist the ANDSF.
- Operation INHERENT RESOLVE began in August 2014, as a military air power intervention in Iraq and Syria in response to the threat posed by the Islamic State of Iraq and the Levant (ISIL) in the region. It currently focuses on providing equipment and supplies to the Iraqi Security Forces to include the Peshmerga, and vetted Syrian opposition forces. As of the end of June 2016, the DoD has approximately 3,500 military personnel in Iraq and the Levant supporting OIR.

### WHAT IS THE MONEY BEING SPENT ON?

- War-related operational costs, such as operational tempo, training, overseas facilities and base support, equipment maintenance, and communications; replacement of combat losses and enhancements;
- Support for deployed troops, which includes food, clothing, and health/medical services, special pay and benefits for troops in the field; and
- Transportation of personnel and equipment (e.g., airlift and sealift into and out of the theater of operations; and support payments for the ANDSF and coalition partners).

# **Cost of War Update as of June 30, 2016**

## **Cost Estimate for Report**

**The cost to the Department of Defense to prepare and assemble this report  
is approximately \$181,000 for FY 2016.**

**Reference ID: 9-F4BED9**

# Department of Defense Cost of War as of June 30, 2016

(Dollars in Billions)

By Operation	Total FY 2015	FY 2016			Total Since 9/11
		June 2016	Cumulative 2016	Monthly Avg.	
<b>IRAQI FREEDOM (OIF)/NEW DAWN (OND)<sup>(1)</sup>/Post-OND Iraq Activities</b>	0.9	1.2	-0.7	-0.1	732.2
<b>INHERENT RESOLVE (OIR)</b>	5.8	0.6	3.8	0.4	9.9
<b>Subtotal OIF/OND/OIR</b>	<b>6.7</b>	<b>1.8</b>	<b>3.1</b>	<b>0.3</b>	<b>742.1</b>
<b>ENDURING FREEDOM (OEF) <sup>(2,3)</sup></b>	14.2	-1.3	2.1	-0.4	592.7
<b>FREEDOM'S SENTINEL (OFS) <sup>(2,3)</sup></b>	32.5	3.9	24.9	3.4	57.4
<b>Subtotal OEF/OFS</b>	<b>46.7</b>	<b>2.6</b>	<b>27.0</b>	<b>3.0</b>	<b>650.1</b>
<b>NOBLE EAGLE (ONE)</b>	0.1	<0.1	0.1	<0.1	27.6
<b>TOTAL</b>	<b>53.5</b>	<b>4.4</b>	<b>30.2</b>	<b>3.4</b>	<b>1,419.8</b>

(1) In the Cumulative 2016 column, the Army transferred \$1.7 billion in prior year obligations from OND to OEF to properly align the costs to the appropriate contingency operation for the Joint Improvised Explosive Device Defeat Fund (FY 2013 - \$0.5 billion and FY 2012 - \$1.2 billion). This also includes small downward adjustments for various fiscal years and appropriations (FY 2009 to 2016: \$0.2 billion).

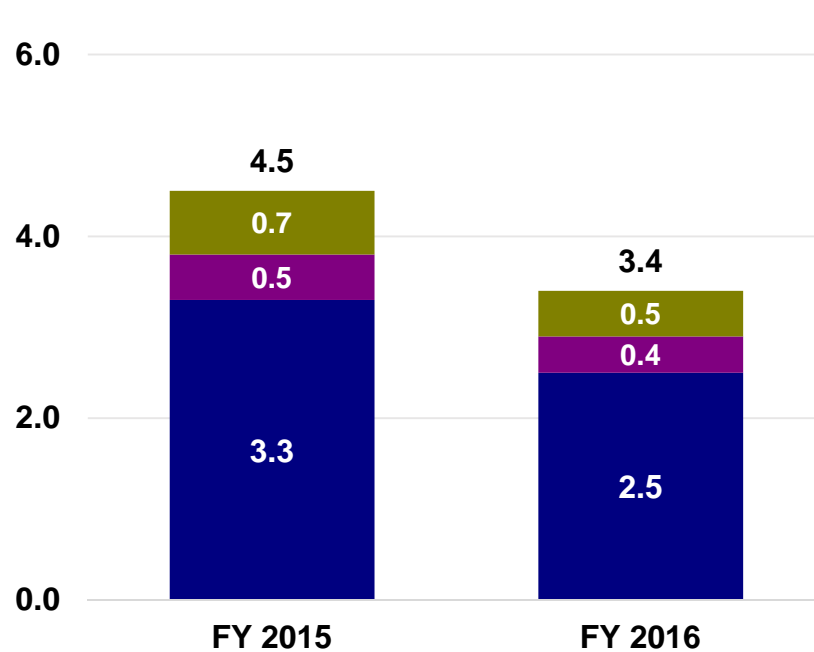
(2) On January 1, 2015, Operation ENDURING FREEDOM transitioned to Operation FREEDOM'S SENTINEL.

(3) In June the Air Force reallocated costs between OEF and OND: \$+1.7B movement from Operation and Maintenance, Air Force for OEF to OND, and \$-0.3B movement from Operation and Maintenance, Air Force for OND to OEF.

Source: Defense Finance and Accounting Service, Cost of War Monthly Report  
Data as of June 30, 2016

*Totals may not add due to rounding*

# FY 2016 Obligations for Contingency Operations Comparison of OIF/OND/OIR/OEF/OFS “Average Monthly Spending” — All Years (Dollars in Billions)



### Security Forces and Coalition Support

The average obligations are lower due to two pending quarterly reimbursements to Pakistan. These reimbursements are expected to be processed in the fourth quarter of FY 2016. Additionally, the Afghan Security Forces Fund has significant vehicle purchases scheduled to obligate in the fourth quarter of FY 2016.

### Investment

The average obligations are slightly lower than the FY 2015 average due to less spending in joint counter IED, reset, munition, vehicle, and communication and electronic equipment procurement accounts, as contracts are typically negotiated and awarded later in the fiscal year.

### Operations

The average obligations are lower due to decreased spending in clothing, other personnel equipment and supplies, organizational clothing, training, operating tempo, command, control, communications, computers and intelligence (C4I), facilities base support, and second destination and MRAP vehicles transportation costs in Afghanistan.

FY 2016 average monthly spending through June is \$3.4 billion, below the FY 2015 average \$4.5 billion.

*Totals may not add due to rounding*

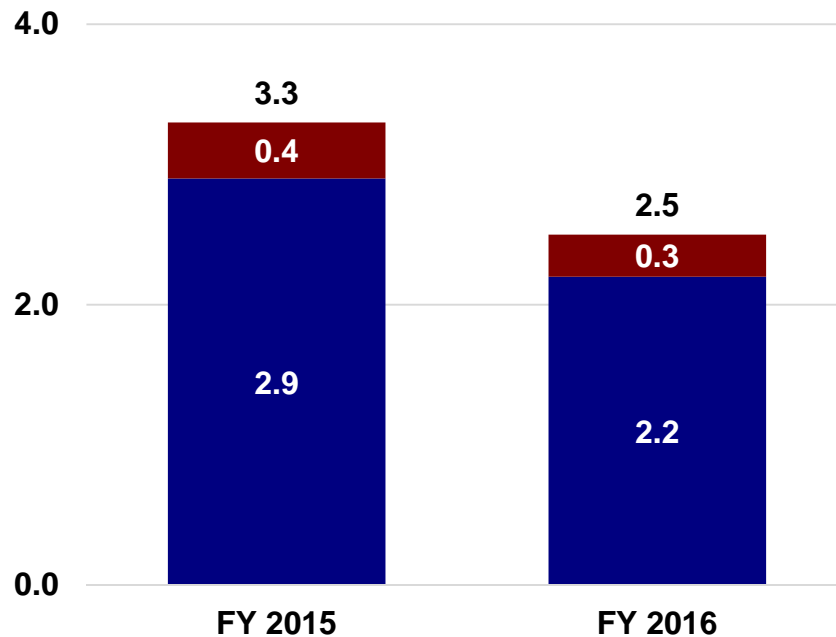
*Note: Obligation data does not include non-DoD classified programs and less than \$<0.1 billion from base funded Operation NOBLE EAGLE (ONE)*

*Source: Defense Finance and Accounting Service, Cost of War Monthly Report*

*Data as of June 30, 2016*

# FY 2016 Obligations for Military Operations Comparison of OIF/OND/OIR/OEF/OFS “Average Monthly Spending” — All Years (Dollars in Billions)

## FY 2016 Average Obligations



### ■ Military Personnel

The average obligations are slightly lower due to the reduced force structure in Afghanistan resulting in decreased spending in active component over-strength, other military personnel (special pay), reserve components pre-deployment training, and subsistence.

### ■ Operation and Maintenance (includes WCF)

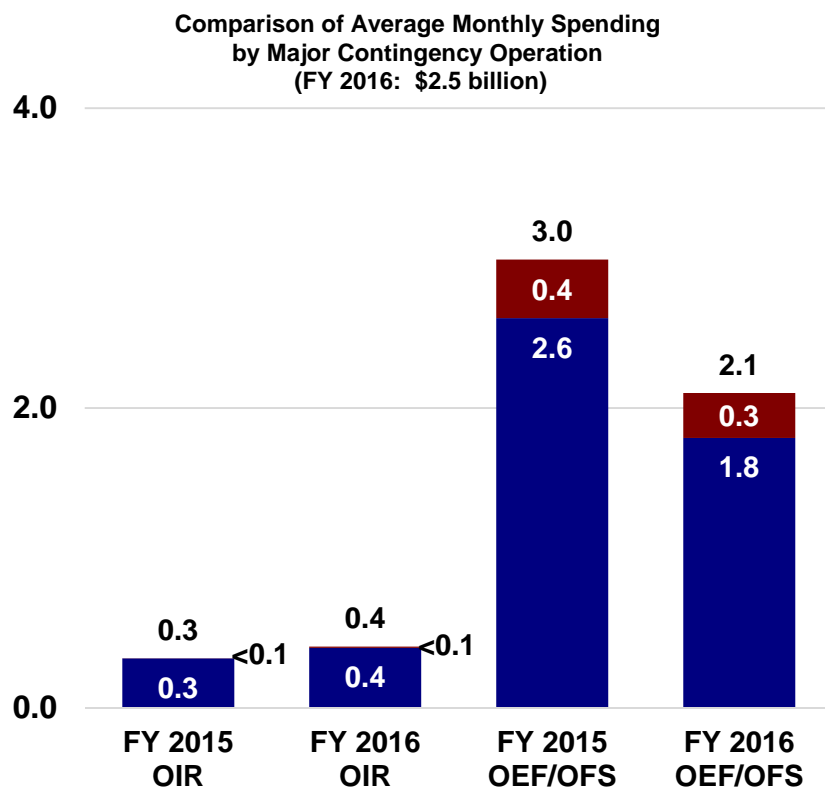
The average obligations are lower due to the transition of military operations to a train, advise, and assist mission in Afghanistan resulting in decreased spending in clothing and other personnel equipment and supplies, organizational clothing, training, operating tempo, command, control, communications, computers and intelligence (C4I), facilities base support, and second destination and MRAP vehicles transportation costs in Afghanistan.

FY 2016 average monthly spending through June is \$2.5 billion, steady with May’s reporting of \$2.5 billion

*Totals may not add due to rounding*

*Note: Obligation data does not include non-DoD classified programs and less than \$<0.1 billion from base funded Operation NOBLE EAGLE (ONE)  
Source: Defense Finance and Accounting Service, Cost of War Monthly Report  
Data as of June 30, 2016*

# FY 2016 Obligations for Military Operations Comparison of OIF/OND/OIR/OEF/OFS “Average Monthly Spending” — All Years (Dollars in Billions)



## FY 2016 Average Obligations

### ■ Military Personnel

**OIR:** The obligation level has increased slightly due to increased spending in reserve components called to active duty and subsistence. The monthly average rates remain low (<0.1 billion) due to the small incremental pay and allowances associated with OIR.

**OEF/OFS:** The average obligations are slightly lower due to the reduced force structure in Afghanistan resulting in decreased spending in temporary duty/additional duty pay, reserve components predeployment training, other military personnel (special pay), and subsistence.

### ■ Operation and Maintenance (includes WCF)

**OIR:** The average obligations are slightly higher due to increased average spending in contractor logistics support, reserve component activation/deactivation, and MRAP vehicles equipment maintenance.

**OEF/OFS:** The average obligations are lower due to the transition of military operations to a train, advise, and assist mission in Afghanistan resulting in decreased spending in training, operating tempo, contractor logistics support, command, control, communications, computers and intelligence (C4I), facilities/base support, and other supplies and equipment.

The FY 2016 average monthly spending as of June is a tad ahead of the FY 2015 average monthly spending for OIR, but the OEF/OFS average monthly spending as of June 30, 2016 for FY 2016 shows significantly lower average Operation and Maintenance and slightly lower Military Personnel spending when compared to FY 2015.

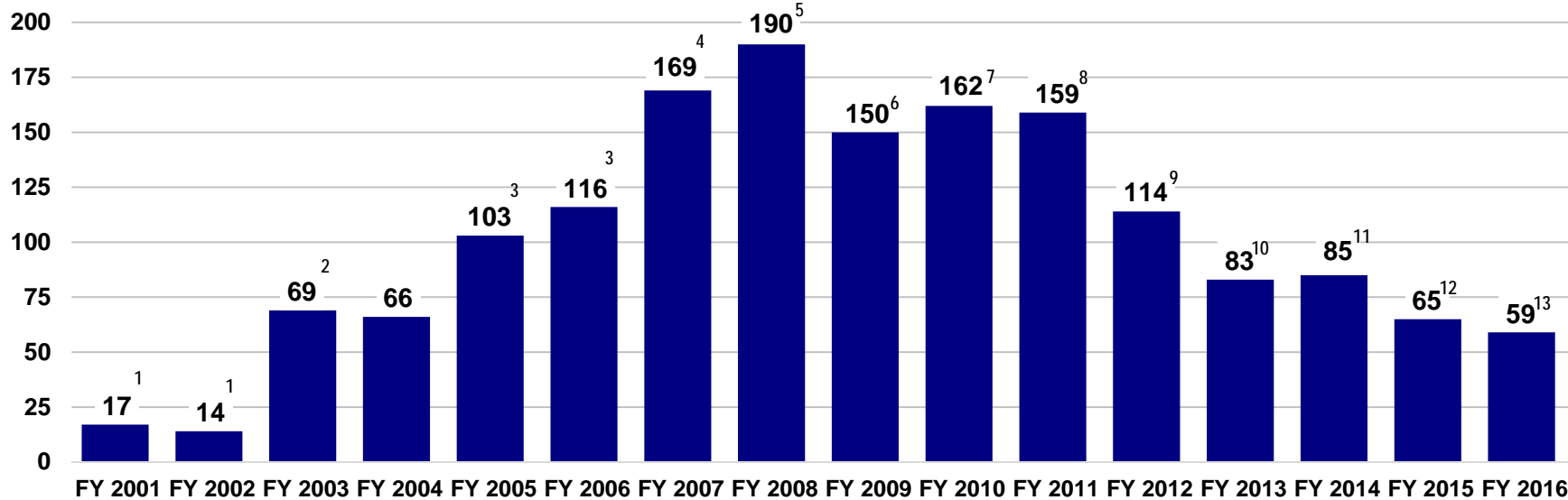
*Totals may not add due to rounding*

*Note: Obligation data does not include non-DoD classified programs and less than \$<0.1 billion from base funded Operation NOBLE EAGLE (ONE)  
Source: Defense Finance and Accounting Service, Cost of War Monthly Report. Data as of June 30, 2016.*

# **Cost of War Backup Detail**

# Funding Appropriated through War-related Requests FY 2001 – FY 2016 (\$1,621B)

(Dollars in Billions)



- 1/ FY 2001 includes \$3.5B of funds appropriated in the FY 2002 Supplemental (PL 107-117) as that is the year where the obligations were incurred. Authorization for the obligation of these funds was provided in the FY 2001 Supplemental (PL 107-38), which provided \$40B to OMB's Emergency Response Program for response to the 9/11 terrorist attacks on the United States
- 2/ FY 2003 reflects a rescission of \$3.5B of Iraq Freedom Funds enacted in the FY 2004 DoD Appropriations Act (PL 108-87)
- 3/ FY 2005 reflects \$25B appropriated in FY 2004 for FY 2005 war-related costs (Title IX Bridge) (PL 108-287); reflects \$3B appropriated in PLs 108-324, 109-61, and 109-62 for Hurricane Disaster Relief
- 4/ FY 2007 includes \$3B appropriated in GWOT Emergency Supplemental (PL 110-28) for BRAC
- 5/ FY 2008 includes \$16.8B appropriated for the Mine Resistant Ambush Protected Transfer Fund (PL 110-92 (\$5.2B)) and (PL 110-116 (\$11.6B)); also includes \$0.143B rescission enacted in the FY 2009 Supplemental but applicable to the FY 2008 OCO; does not reflect the \$3B rescission in PL 110-252 section 8003 applied to baseline programs
- 6/ FY 2009 does not reflect \$4.5B of rescissions enacted in the FY 2009 Supplemental that were applied to the Department's baseline programs; however, FY 2009 reflects \$0.1B of rescissions enacted in PL 113-6 (see note 10)
- 7/ FY 2010 reflects \$0.5B of rescissions enacted in the FY 2010 Supplemental, Education, Jobs, & Medicaid Assistance (PL 111-226), that were applied to the Department's FY 2010 OCO amounts; also, FY 2010 reflects \$0.6B of rescissions enacted in PL 112-74 (see note 9)
- 8/ FY 2011 reflects the FY 2011 Department of Defense and Full Year Continuing Appropriations Act (PL 112-10); also, FY 2011 reflects \$0.2B of rescissions enacted in PL 113-6 (see note 10) and \$0.1B of FY 2013 sequestered amount
- 9/ FY 2012 reflects the \$116B appropriated in the FY 2012 Consolidated Appropriations Act (PL 112-74) and does not reflect the \$0.6B of rescissions enacted in PL 112-74 that were applied to the Department's FY 2010 OCO programs; however, FY 2012 reflects \$1.7B of rescissions enacted in PL 113-6 (see note 10) and \$0.5B of FY 2013 sequestered amount
- 10/ FY 2013 reflects the Consolidated and Further Continuing Appropriations Act (PL 113-6) and does not reflect the \$0.1B, \$0.2B, and \$1.7B of rescissions enacted in PL 113-6 that were applied to the Department's FYs 2009, 2011, and 2012 OCO programs, respectively; however, FY 2013 reflects \$5.5B of FY 2013 sequestered amount
- 11/ FY 2014 reflects the Consolidated Appropriations Act (PL 113-76) and does not reflect the \$0.1B of rescissions enacted in PL 113-76 that were applied to the Department's FYs 2009 (\$0.05B) and 2013 (\$0.09B) in OCO programs, respectively
- 12/ FY 2015 reflects the Consolidated and Further Continuing Appropriations Act (PL 113-235) and does not reflect the \$1.2B of rescissions enacted in PL 113-235 that were applied to the Department's FYs 2014 (\$1.2B) and FY 2013 (\$0.007B) in OCO programs, respectively. Excludes Ebola emergency supplemental funds received in Title X for \$112 million
- 13/ FY 2016 reflects the Consolidated Appropriations Act, 2016 (PL 114-113) and does not reflect the \$0.4 of recessions enacted in PL 114-113 that were applied to FY 2015 Afghanistan Security Forces Fund

Note: Includes funding for OIF/OND/OIR, OEF/OFS, and ONE. Beginning in FY 2005, ONE is funded in the DoD baseline.

Totals may not add due to rounding

Source: Department of Defense Appropriations Acts

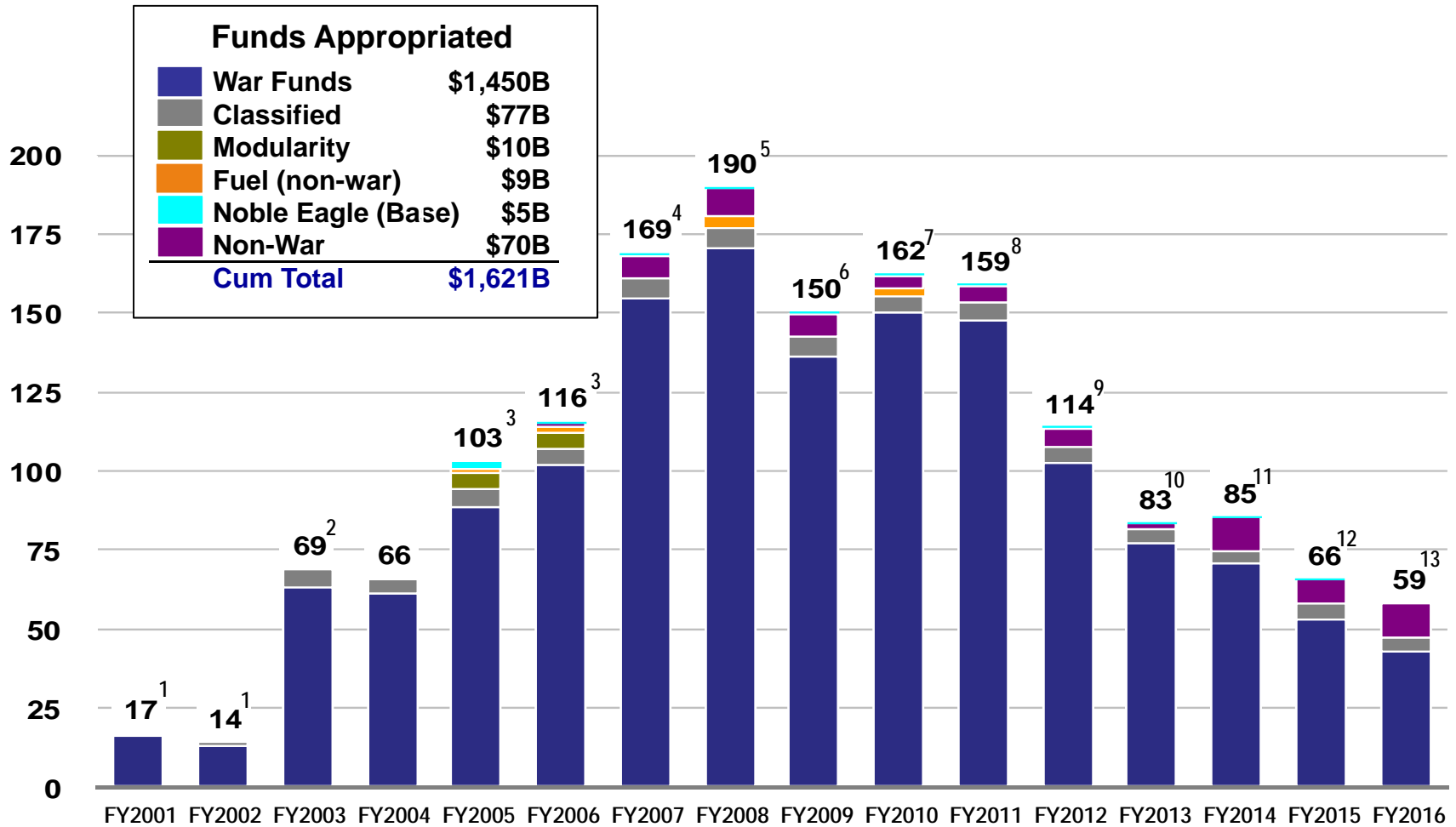
Data as of June 30, 2016



# Funding Appropriated through War-related Requests

## FY 2001 – FY 2016 (\$1,621B)

(Dollars in Billions)



**Explanations for footnotes 1-13 are provided on Slide 14**

Note: Includes funding for OIF/OND/OIR, OEF/OFS, and ONE. Beginning in FY 2005, ONE is funded in the DoD baseline.

Source: Department of Defense Appropriations Acts

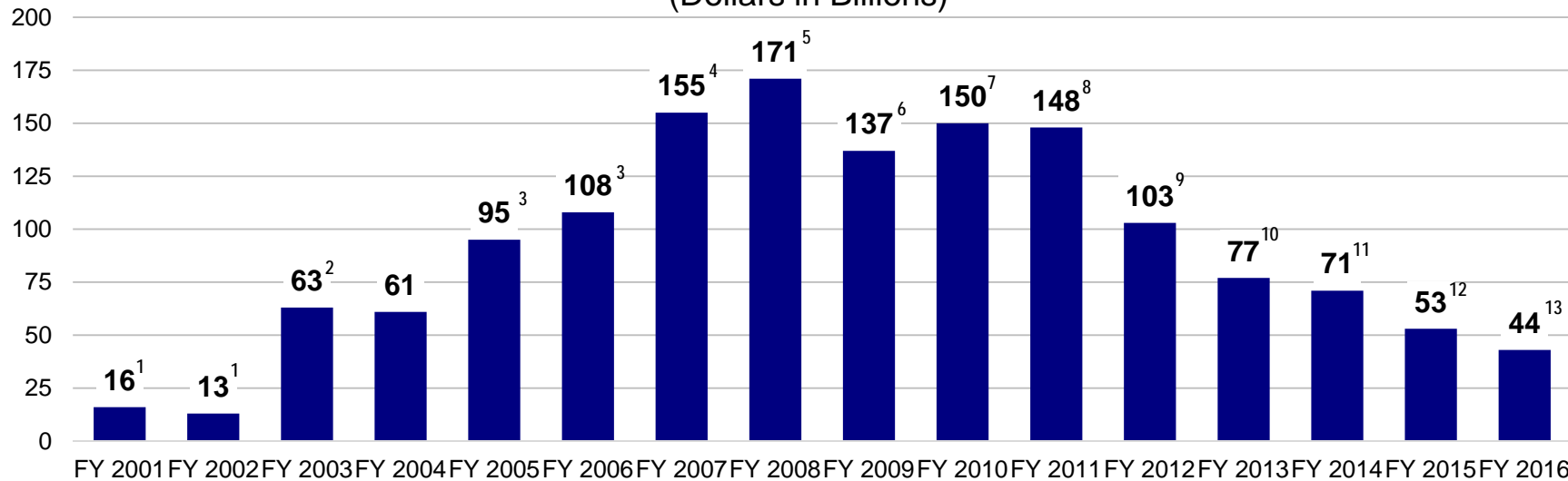
Data as of June 30, 2016

Totals may not add due to rounding

# Funding Appropriated through War-related Requests FY 2001 – FY 2016 (\$1,464B)

Excludes Non-DoD Classified and Non-War Costs (\$157B)

(Dollars in Billions)



- 1/ FY 2001 includes \$3.5B of funds appropriated in the FY 2002 Supplemental (PL 107-117) as that is the year where the obligations were incurred. Authorization for the obligation of these funds was provided in the FY 2001 Supplemental (PL 107-38), which provided \$40B to OMB's Emergency Response Program for response to the 9/11 terrorist attacks on the United States
- 2/ FY 2003 reflects a rescission of \$3.5B of Iraq Freedom Funds enacted in the FY 2004 DoD Appropriations Act (PL 108-87)
- 3/ FY 2005 reflects \$25B appropriated in FY 2004 for FY 2005 war-related costs (Title IX Bridge) (PL 108-287); reflects \$3B appropriated in PLs 108-324, 109-61, and 109-62 for Hurricane Disaster Relief
- 4/ FY 2007 includes \$3B appropriated in GWOT Emergency Supplemental (PL 110-28) for BRAC
- 5/ FY 2008 includes \$16.8B appropriated for the Mine Resistant Ambush Protected Transfer Fund (PL 110-92 (\$5.2B)) and (PL 110-116 (\$11.6B)); also includes \$0.143B rescission enacted in the FY 2009 Supplemental but applicable to the FY 2008 OCO; does not reflect the \$3B rescission in PL 110-252 section 8003 applied to baseline programs
- 6/ FY 2009 does not reflect \$4.5B of rescissions enacted in the FY 2009 Supplemental that were applied to the Department's baseline programs; however, FY 2009 reflects \$0.1B of rescissions enacted in PL 113-6 (see note 10)
- 7/ FY 2010 reflects \$0.5B of rescissions enacted in the FY 2010 Supplemental, Education, Jobs, & Medicaid Assistance (PL 111-226), that were applied to the Department's FY 2010 OCO amounts; also, FY 2010 reflects \$0.6B of rescissions enacted in PL 112-74 (see note 9)
- 8/ FY 2011 reflects the FY 2011 Department of Defense and Full Year Continuing Appropriations Act (PL 112-10); also, FY 2011 reflects \$0.2B of rescissions enacted in PL 113-6 (see note 10) and \$0.1B of FY 2013 sequestered amount
- 9/ FY 2012 reflects the \$116B appropriated in the FY 2012 Consolidated Appropriations Act (PL 112-74) and does not reflect the \$0.6B of rescissions enacted in PL 112-74 that were applied to the Department's FY 2010 OCO programs; however, FY 2012 reflects \$1.7B of rescissions enacted in PL 113-6 (see note 10) and \$0.5B of FY 2013 sequestered amount
- 10/ FY 2013 reflects the Consolidated and Further Continuing Appropriations Act (PL 113-6) and does not reflect the \$0.1B, \$0.2B, and \$1.7B of rescissions enacted in PL 113-6 that were applied to the Department's FYs 2009, 2011, and 2012 OCO programs, respectively; however, FY 2013 reflects \$5.5B of FY 2013 sequestered amount
- 11/ FY 2014 reflects the Consolidated Appropriations Act (PL 113-76) and does not reflect the \$0.1B of rescissions enacted in PL 113-76 that were applied to the Department's FYs 2009 (\$0.05B) and 2013 (\$0.09B) in OCO programs, respectively
- 12/ FY 2015 reflects the Consolidated and Further Continuing Appropriations Act (PL 113-235) and does not reflect the \$1.2B of rescissions enacted in PL 113-235 that were applied to the Department's FYs 2014 (\$1.2B) and FY 2013 (\$0.007B) in OCO programs, respectively. Excludes Ebola emergency supplemental funds received in Title X for \$112 million
- 13/ FY 2016 reflects the Consolidated Appropriations Act, 2016 (PL 114-113) and does not reflect the \$0.4 of recessions enacted in PL 114-113 that were applied to FY 2015 Afghanistan Security Forces Fund

Note: Includes funding for OIF/OND/OIR, OEF/OFS, and ONE. Beginning in FY 2005, ONE is funded in the DoD baseline.

Totals may not add due to rounding

Source: Department of Defense Appropriations Acts

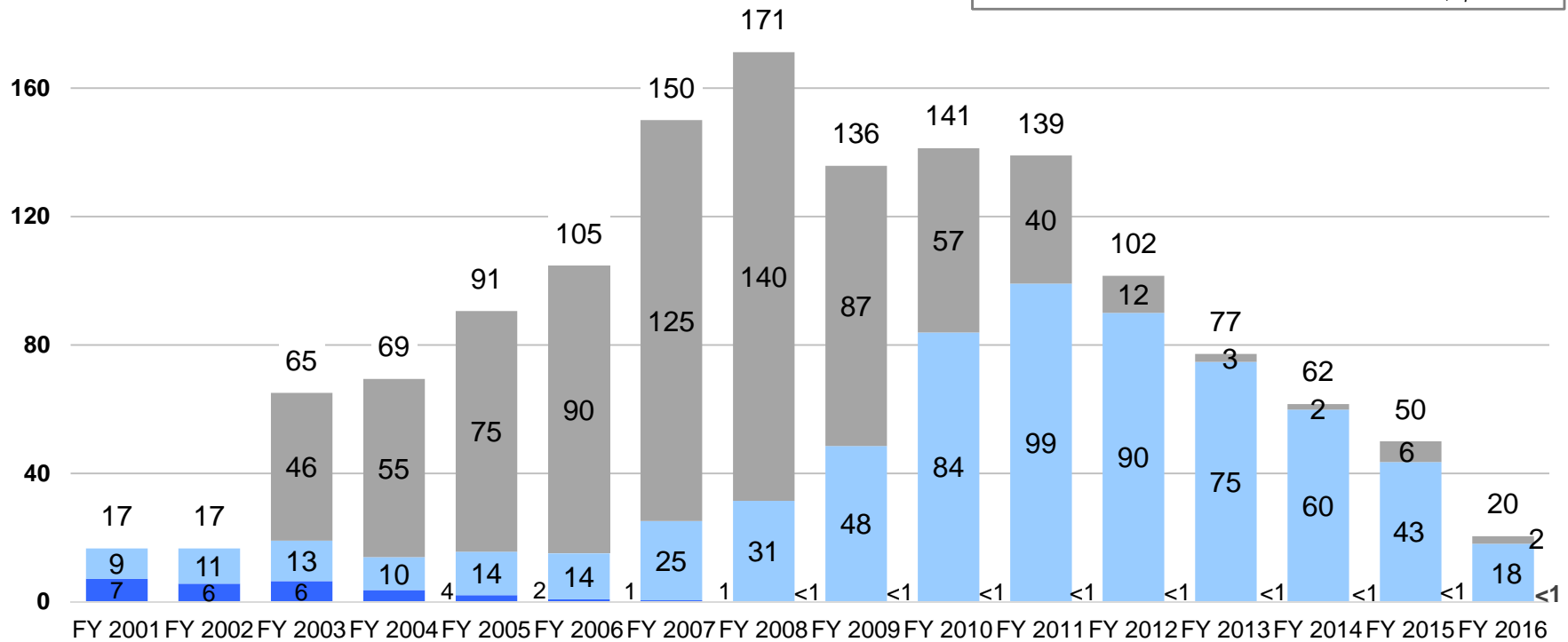
Data as of June 30, 2016

# Department of Defense Cost of War

## Total War-related Obligations by Year Appropriated

(Dollars in Billions)

War-related Obligations	
Iraq (OIF/OND/Post-OND Iraq Activities)/(OIR)	\$742 B
Afghanistan (OEF)/(OFS)	\$650B
Noble Eagle	<u>\$28 B</u>
<b>Total</b>	<b>\$1,420 B</b>



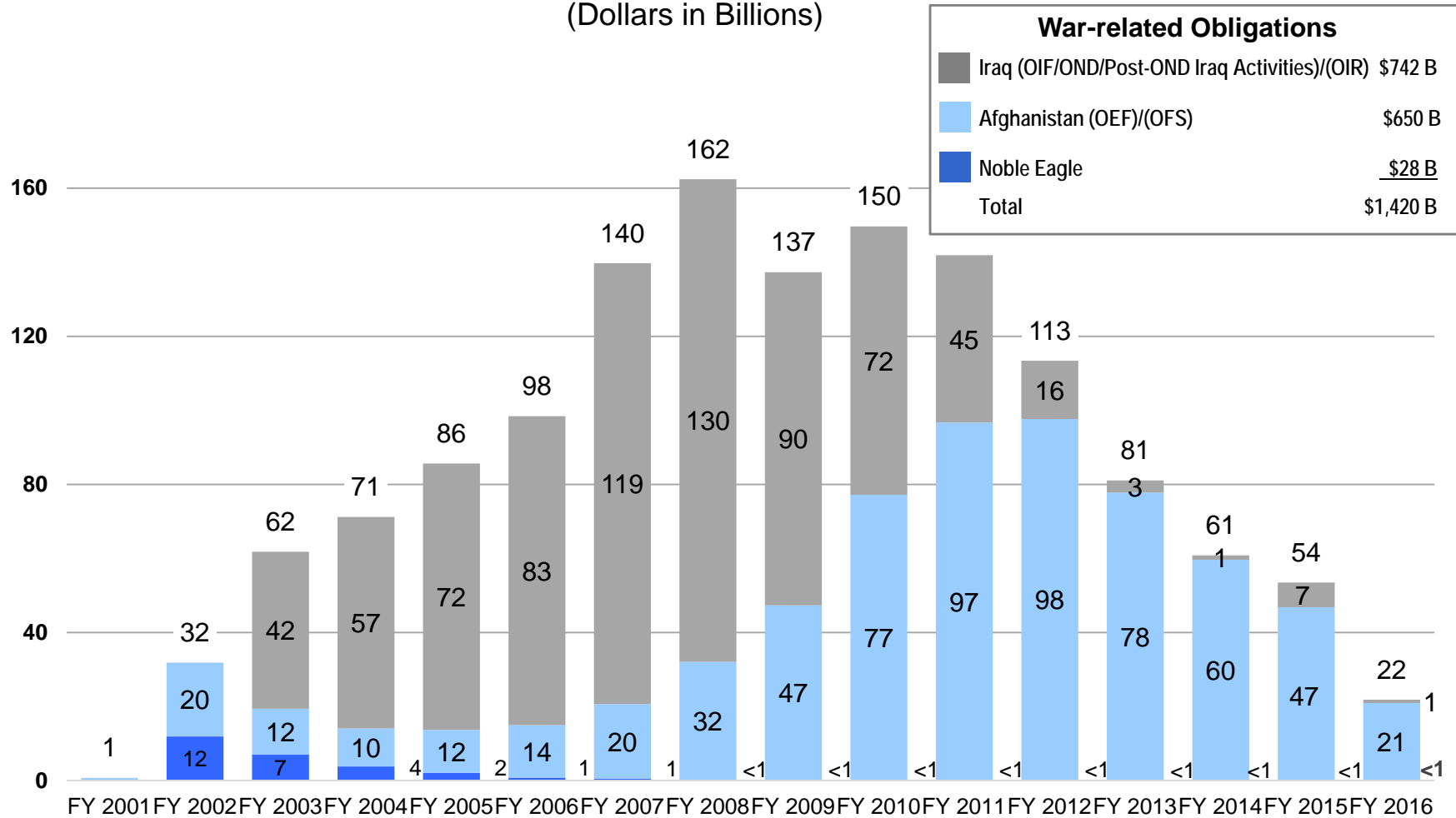
Note: Obligation data shown against year funds obligated. Does not include non-DoD classified programs.  
 Source: Defense Finance and Accounting Service, Cost of War Monthly Report  
 Data as of June 30, 2016

Totals may not add due to rounding

# Department of Defense Cost of War

## Total War-related Obligations by Year Incurred

(Dollars in Billions)



War-related Obligations	
Iraq (OIF/OND/Post-OND Iraq Activities)/(OIR)	\$742 B
Afghanistan (OEF)/(OFS)	\$650 B
Noble Eagle	\$28 B
<b>Total</b>	<b>\$1,420 B</b>

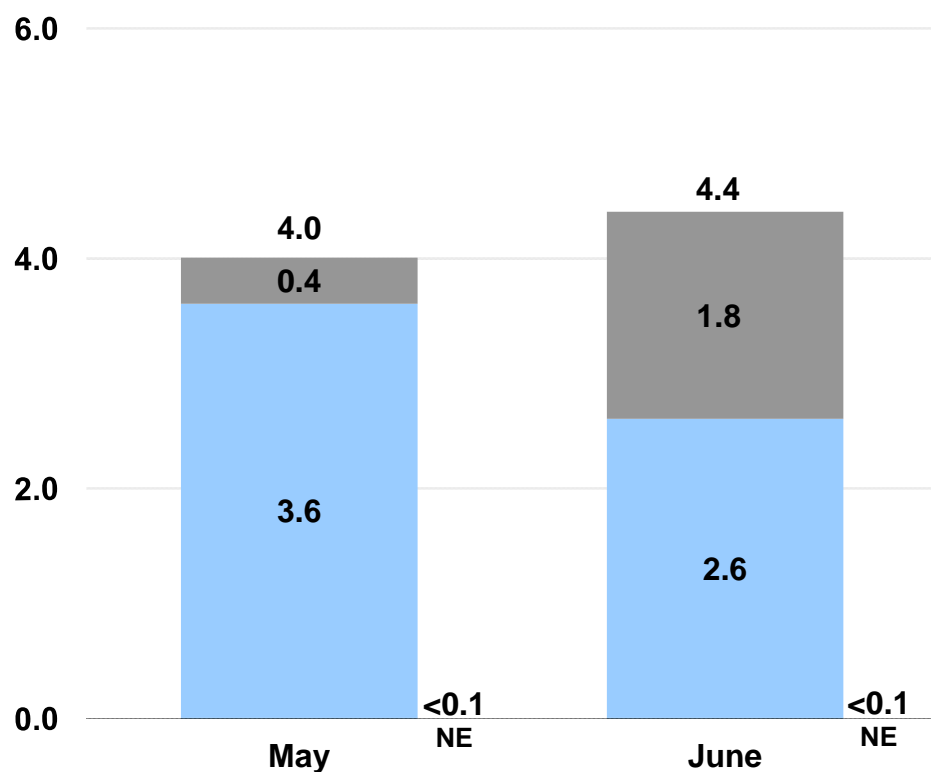
Note: Obligation data shown against year funds obligated. Does not include non-DoD classified programs.  
 Source: Defense Finance and Accounting Service, Cost of War Monthly Report  
 Data as of June 30, 2016

Totals may not add due to rounding

# FY 2016 Obligations for Contingency Operations Reported May to June 2016 All Appropriations, All Years

(Dollars in Billions)

	<u>May</u>	<u>June</u>	<u>Delta</u>
■ Iraq/Post Iraq <sup>(1)</sup>	\$0.4B	<b>\$1.8B</b>	\$+1.4B
■ Afghanistan <sup>(2)</sup>	\$3.6B	<b>\$2.6B</b>	\$-1.0B
■ Noble Eagle (NE)	\$<0.1B	<b>\$&lt;0.1B</b>	\$<-0.1B
<b>Total Cost</b>	<b>\$4.0B</b>	<b>\$4.4B</b>	<b>\$+0.4B</b>



### Major changes from May to June 2016 are:

- **Iraq/Post Iraq \$+1.4B:**
  - \$<-0.1B in personnel and personnel support costs reflect slight decreases in reserve components called to active duty, subsistence, other military personnel (special pay), and temporary duty (TDY)/ additional duty (TAD).
  - \$+1.4B in operations costs reflect two significant reallocations of 2011 and 2012 cost between OEF and OND: \$+1.7B movement from Operation and Maintenance, Air Force for reset contractor logistics support for OEF to depot level maintenance for OND, and \$-0.3B movement from Operation and Maintenance, Air Force for other services and miscellaneous contracts for OND to other services and miscellaneous contracts for OEF.
  - \$-0.1B in investment costs reflect slight increases in non-IED/up-armored humvees, combat support, and aircraft and munition procurement.
  - \$+0.1B in coalition support costs reflect a slight increase in Syria Train and Equip support to defense forces, trainee equip/support, and U.S. trainer/enabler spending.
- **Afghanistan \$-1.0B:**
  - \$<+0.1B in personnel and personnel support costs reflect increases in reserve components called to active duty, subsistence, and other military personnel (Special Pay).
  - \$-0.8B in operations costs reflect the inverse of the two significant reallocations of 2011 and 2012 cost between OEF and OND mentioned above (\$-1.7B and \$+0.3B) as well as increased spending in operating tempo (\$+0.4B) and other services and miscellaneous contracts (\$+0.2B).
  - \$-0.2B in investment costs reflect decreases in procurement of vehicle, munitions, and communications and electronic equipment procurement.
  - \$-0.1B in coalition support costs reflect decreases in Afghanistan Security Forces Fund interior forces sustainment.

(1) Obligation data includes OND/Post-OND Iraq Activities/OIR

(2) Obligations data includes OEF/OFS

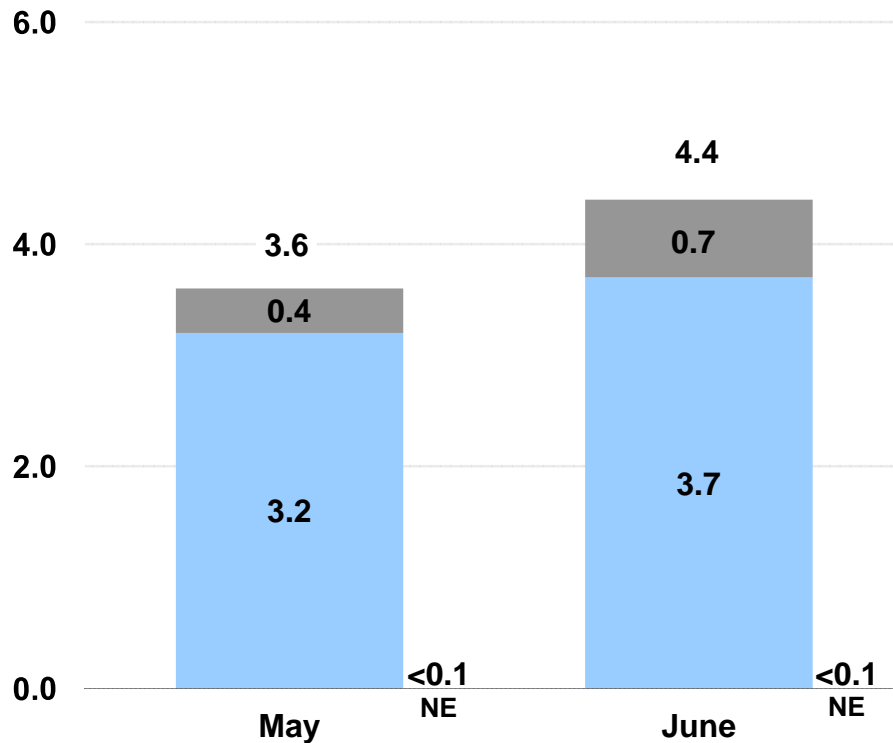
Note: Obligation data does not include non-DoD classified programs. Source: Defense Finance and Accounting Service, Cost of War Monthly Report- Data as of June 30, 2016

*Totals may not add due to rounding*

# FY 2016 Obligations for Contingency Operations Reported May to June 2016 FY 2016 Amounts Only

(Dollars in Billions)

	<u>May</u>	<u>June</u>	<u>Delta</u>
■ Iraq/Post Iraq <sup>(1)</sup>	\$0.4B	\$0.7B	\$+0.3B
■ Afghanistan <sup>(2)</sup>	\$3.2B	\$3.7B	\$+0.5B
■ Noble Eagle (NE)	\$<0.1B	\$<0.1B	\$<-0.1B
<b>Total Cost</b>	<b>\$3.6B</b>	<b>\$4.4B</b>	<b>\$+0.8B</b>



**Major changes from May to June 2016 are:**

**Iraq \$+0.3:**

- \$<-0.1B in personnel and personnel support costs reflect slight decreases in reserve components called to active duty and subsistence.
- \$+0.3B in operations costs reflect increases in operating tempo, other supplies and equipment, and other services and miscellaneous contracts.
- \$-0.1B in investment costs reflect slight decreases in aircraft procurement and non-IED/Up armored humvees and combat support.
- \$+0.1B in coalition support from increased Iraq Train and Equip and Syria Train and Equip support.

**Afghanistan \$+0.5B:**

- \$<+0.1B in personnel and personnel support costs reflect increases in reserve components called to active duty, other military personnel (special pay), and subsistence.
- \$+0.8B in operations costs reflect increases in operating tempo, other services and miscellaneous contracts, and airlift.
- \$<-0.1B in investment costs reflects decreases in vehicle, munition and communication and electronic equip procurement.
- \$-0.3B in coalition support costs reflect increases in Afghanistan Security Forces Fund defense forces equipment and transportation training and operations and interior forces sustainment and equipment.

(1) Obligation data includes OND/Post-OND Iraq Activities/OIR

(2) Obligations data includes OEF/OFS

Note: Obligation data does not include non-DoD classified programs.

Source: Defense Finance and Accounting Service, Cost of War Monthly Report

Data as of June 30, 2016

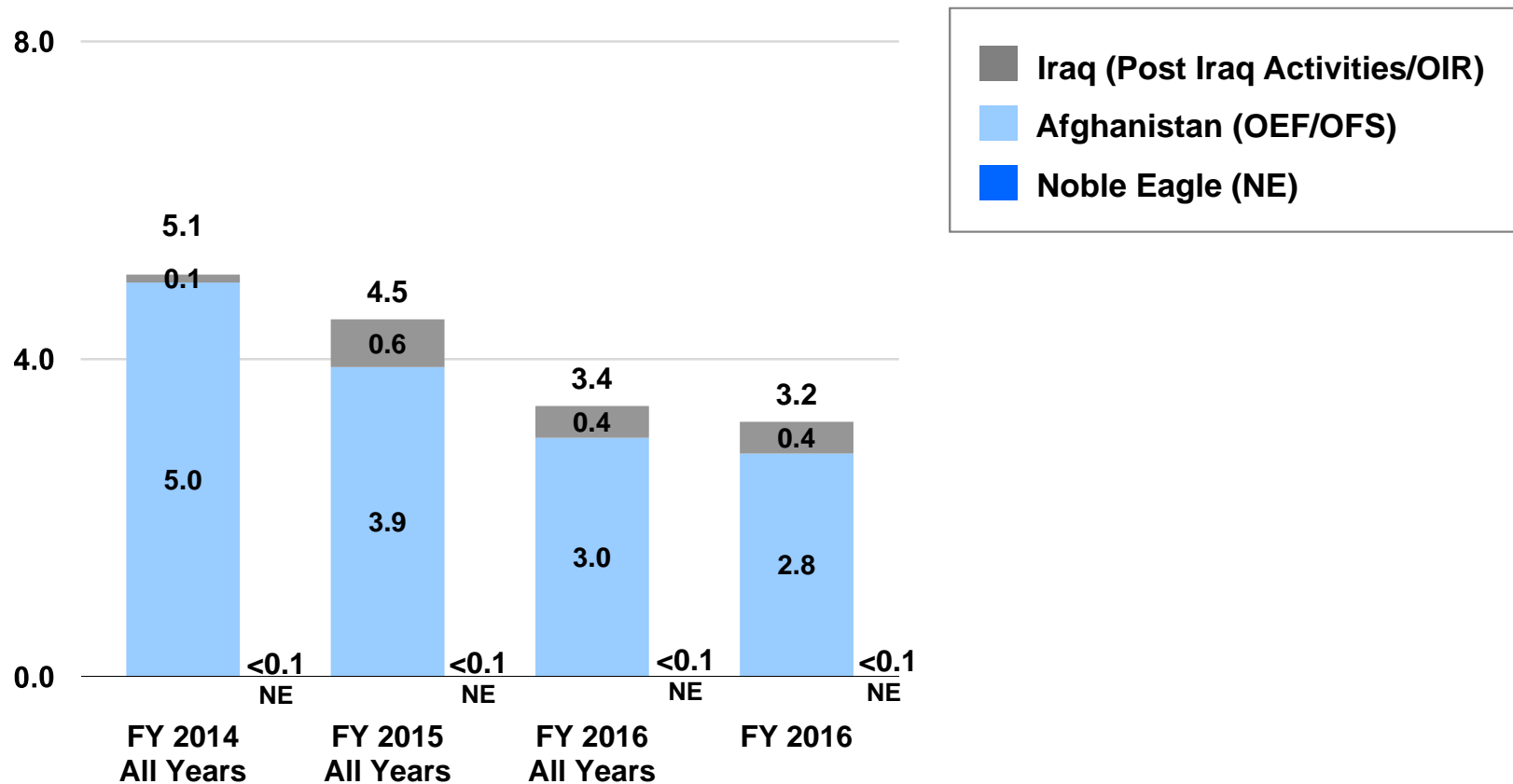
Totals may not add due to rounding

# FY 2016 Obligations for Contingency Operations

## Comparison of OIF/OND/Post-OND Iraq Activities/OIR OEF/OFS/ONE

### “Average Monthly Spending”

(Dollars in Billions)



*Note: Obligation data does not include non-DoD classified programs.  
Source: Defense Finance and Accounting Service, Cost of War Monthly Report  
Data as of June 30, 2016*

*Totals may not add due to rounding*

## Explanatory Footnotes for Slide 8

1/ FY 2001 includes \$3.5B of funds appropriated in the FY 2002 Supplemental (PL 107-117) as that is the year where the obligations were incurred. Authorization for the obligation of these funds was provided in the FY 2001 Supplemental (PL 107-38), which provided \$40B to OMB's Emergency Response Program for response to the 9/11 terrorist attacks on the United States

2/ FY 2003 reflects a rescission of \$3.5B of Iraq Freedom Funds enacted in the FY 2004 DoD Appropriations Act (PL 108-87)

3/ FY 2005 reflects \$25B appropriated in FY 2004 for FY 2005 war-related costs (Title IX Bridge) (PL 108-287); reflects \$3B appropriated in PLs 108-324, 109-61, and 109-62 for Hurricane Disaster Relief

4/ FY 2007 includes \$3B appropriated in GWOT Emergency Supplemental (PL 110-28) for BRAC

5/ FY 2008 includes \$16.8B appropriated for the Mine Resistant Ambush Protected Transfer Fund (PL 110-92 (\$5.2B)) and (PL 110-116 (\$11.6B)); also includes \$0.143B rescission enacted in the FY 2009 Supplemental but applicable to the FY 2008 OCO; does not reflect the \$3B rescission in PL 110-252 section 8003 applied to baseline programs

6/ FY 2009 does not reflect \$4.5B of rescissions enacted in the FY 2009 Supplemental that were applied to the Department's baseline programs; however, FY 2009 reflects \$0.1B of rescissions enacted in PL 113-6 (see note 10)

7/ FY 2010 reflects \$0.5B of rescissions enacted in the FY 2010 Supplemental, Education, Jobs, & Medicaid Assistance (PL 111-226), that were applied to the Department's FY 2010 OCO amounts; also, FY 2010 reflects \$0.6B of rescissions enacted in PL 112-74 (see note 9)

8/ FY 2011 reflects the FY 2011 Department of Defense and Full Year Continuing Appropriations Act (PL 112-10); also, FY 2011 reflects \$0.2B of rescissions enacted in PL 113-6 (see note 10) and \$0.1B of FY 2013 sequestered amount

9/ FY 2012 reflects the \$116B appropriated in the FY 2012 Consolidated Appropriations Act (PL 112-74) and does not reflect the \$0.6B of rescissions enacted in PL 112-74 that were applied to the Department's FY 2010 OCO programs; however, FY 2012 reflects \$1.7B of rescissions enacted in PL 113-6 (see note 10) and \$0.5B of FY 2013 sequestered amount

10/ FY 2013 reflects the Consolidated and Further Continuing Appropriations Act (PL 113-6) and does not reflect the \$0.1B, \$0.2B, and \$1.7B of rescissions enacted in PL 113-6 that were applied to the Department's FYs 2009, 2011, and 2012 OCO programs, respectively; however, FY 2013 reflects \$5.5B of FY 2013 sequestered amount

11/ FY 2014 reflects the Consolidated Appropriations Act (PL 113-76) and does not reflect the \$0.1B of rescissions enacted in PL 113-76 that were applied to the Department's FYs 2009 (\$0.05B) and 2013 (\$0.09B) in OCO programs, respectively

12/ FY 2015 reflects the Consolidated and Further Continuing Appropriations Act (PL 113-235) and does not reflect the \$1.2B of rescissions enacted in PL 113-235 that were applied to the Department's FYs 2014 (\$1.2B) and FY 2013 (\$0.007B) in OCO programs, respectively. Excludes Ebola emergency supplemental funds received in Title X for \$112 million

13/ FY 2016 reflects the Consolidated Appropriations Act, 2016 (PL 114-113) and does not reflect the \$0.4 of recessions enacted in PL 114-113 that were applied to FY 2015 Afghanistan Security Forces Fund



**DEPARTMENT OF DEFENSE (DoD)**  
**ESTIMATE OF COST OF WAR REPORT**

**As of June 30, 2016**

**Cost Estimate for Report**

**The cost to the Department of Defense to prepare and assemble this report is approximately \$181,000 for FY 2016.**

**Reference ID: 9-7F4BED9**



**Cost of War Report  
June 30, 2016**

**Table of Contents**

<u>Title of Report</u>	<u>Page</u>
Summary Cost of War Obligations by Component, Appropriation and Operation	1
Military Personnel Subsidiary Report	
Fiscal Years 2007 – 2016 All Appropriations (Cost Breakdown Structure)	12
Fiscal Year 2016 All Appropriations (Cost Breakdown Structure)	18
Operation and Maintenance Subsidiary Report	
Fiscal Years 2007- 2015 All Appropriations (Cost Breakdown Structure)	24
Fiscal Year 2016 All Appropriations (Cost Breakdown Structure)	44
FY 2016 Cost of War for FY 2016 Appropriations	60
FY 2016 Cost of War for FY 2015 Appropriations	64
FY 2016 Cost of War for FY 2014 Appropriations	69

**Summary Cost of War Obligations by Component, Appropriation and  
Operation**

**COST OF WAR**  
**Summary Obligations by Component, Appropriation and Operation**  
**Fiscal Year 2007 - 2016**  
**(Amounts in Thousands)**  
**As of June 30, 2016**

Appropriation	Operation New Dawn (OND) / Post-OND Iraq Activities		Operation Enduring Freedom		Operation Freedom's Sentinel		Operation Noble Eagle		Operation Inherent Resolve		Summary	
	Obligations June 2016	Obligations Year To Date	Obligations June 2016	Obligations Year To Date	Obligations June 2016	Obligations Year To Date	Obligations June 2016	Obligations Year To Date	Obligations June 2016	Obligations Year To Date	Obligations June 2016	Obligations Year To Date
<b>DoD Total</b>	<b>1,157,032</b>	<b>-678,275</b>	<b>-1,343,556</b>	<b>-3,073,348</b>	<b>3,889,761</b>	<b>30,154,164</b>	<b>12,903</b>	<b>17,213</b>	<b>643,482</b>	<b>3,810,521</b>	<b>4,359,622</b>	<b>30,230,275</b>
Military Personnel	8	119	0	-4,025	312,458	2,428,433	3,127	27,663	16,525	88,842	332,118	2,541,032
Operation and Maintenance	1,157,543	1,102,633	-1,388,887	-4,288,931	2,637,548	21,286,294	9,776	-10,450	517,489	2,845,280	2,933,469	20,934,826
Afghanistan Security Forces Fund	0	0	-1,447	-1,012,882	786,836	4,206,677	0	0	0	0	785,389	3,193,795
Iraq Security Forces Fund	0	-5,431	0	0	0	0	0	0	0	0	0	-5,431
Pakistan Counterinsurgency Fund	0	0	0	-491	0	0	0	0	0	0	0	-491
Afghanistan Infrastructure Fund	0	0	0	-19,542	0	0	0	0	0	0	0	-19,542
Iraq Train and Equip Fund	0	0	0	0	0	0	0	0	105,812	705,733	105,812	705,733
Procurement	-458	-9,389	40,320	488,957	109,524	1,810,159	0	0	3,640	167,101	153,026	2,456,828
Joint Improvised Explosive Device Defeat Fund	-61	-1,765,586	4,012	1,662,896	41,775	390,586	0	0	0	0	45,726	287,896
Research, Development, Test and Evaluation	0	-621	-225	101,300	1,620	32,015	0	0	16	3,565	1,411	136,259
Revolving and Management Funds	0	0	2,640	3,095	0	0	0	0	0	0	2,640	3,095
Military Construction	0	0	31	-3,725	0	0	0	0	0	0	31	-3,725
<b>Army Total</b>	<b>185</b>	<b>-1,936,233</b>	<b>10,723</b>	<b>564,700</b>	<b>2,394,354</b>	<b>15,789,242</b>	<b>12,589</b>	<b>56,033</b>	<b>273,919</b>	<b>1,587,561</b>	<b>2,691,770</b>	<b>16,061,303</b>
Military Personnel	0	12	0	-4,029	186,599	1,414,734	2,333	20,510	10,793	66,318	199,725	1,497,545
Operation and Maintenance	246	-165,228	-105	-228,336	1,320,322	8,501,668	10,256	35,523	154,959	791,384	1,485,678	8,935,011
Afghanistan Security Forces Fund	0	0	-1,447	-1,012,882	786,836	4,206,677	0	0	0	0	785,389	3,193,795
Iraq Security Forces Fund	0	-5,431	0	0	0	0	0	0	0	0	0	-5,431
Pakistan Counterinsurgency Fund	0	0	0	-491	0	0	0	0	0	0	0	-491
Afghanistan Infrastructure Fund	0	0	0	-19,542	0	0	0	0	0	0	0	-19,542
Iraq Train and Equip Fund	0	0	0	0	0	0	0	0	105,812	705,733	105,812	705,733
Procurement	0	0	8,232	174,102	57,202	1,243,562	0	0	2,339	22,672	67,773	1,440,336
Joint Improvised Explosive Device Defeat Fund	-61	-1,765,586	4,012	1,662,896	41,775	390,586	0	0	0	0	45,726	287,896
Research, Development, Test and Evaluation	0	0	0	0	1,620	32,015	0	0	16	1,454	1,636	33,469
Military Construction	0	0	31	-7,018	0	0	0	0	0	0	31	-7,018
<b>Navy/Marine Corps Total</b>	<b>-1,249</b>	<b>2,744</b>	<b>-12,844</b>	<b>-956,897</b>	<b>481,279</b>	<b>5,261,288</b>	<b>0</b>	<b>0</b>	<b>104,684</b>	<b>399,173</b>	<b>571,870</b>	<b>4,706,308</b>
<b>Navy Total</b>	<b>-449</b>	<b>-1,267</b>	<b>9,630</b>	<b>120,172</b>	<b>404,417</b>	<b>3,768,211</b>	<b>0</b>	<b>0</b>	<b>104,459</b>	<b>390,188</b>	<b>518,057</b>	<b>4,277,304</b>
Military Personnel	0	0	0	0	30,459	263,045	0	0	0	0	30,459	263,045
Operation and Maintenance	0	0	0	0	330,940	3,348,104	0	0	103,167	332,948	434,107	3,681,052
Procurement	-449	-1,267	9,855	121,141	43,018	157,062	0	0	1,292	55,129	53,716	332,065
Research, Development, Test and Evaluation	0	0	-225	-311	0	0	0	0	0	2,111	-225	1,800
Military Construction	0	0	0	-658	0	0	0	0	0	0	0	-658
<b>Marine Corps Total</b>	<b>-800</b>	<b>4,011</b>	<b>-22,474</b>	<b>-1,077,069</b>	<b>76,862</b>	<b>1,493,077</b>	<b>0</b>	<b>0</b>	<b>225</b>	<b>8,985</b>	<b>53,813</b>	<b>429,004</b>
Military Personnel	0	0	0	0	28,607	147,415	0	0	0	0	28,607	147,415
Operation and Maintenance	-791	4,813	-23,178	-1,031,725	42,273	1,259,288	0	0	225	8,985	18,529	241,361
Procurement	-9	-802	704	-45,344	5,982	86,374	0	0	0	0	6,677	40,228
<b>Air Force Total</b>	<b>1,157,646</b>	<b>1,192,330</b>	<b>-1,349,113</b>	<b>-2,718,046</b>	<b>723,882</b>	<b>6,377,181</b>	<b>314</b>	<b>-38,981</b>	<b>167,152</b>	<b>1,406,873</b>	<b>699,881</b>	<b>6,219,357</b>

**COST OF WAR**  
**Summary Obligations by Component, Appropriation and Operation**  
**Fiscal Year 2007 - 2016**  
**(Amounts in Thousands)**  
**As of June 30, 2016**

Appropriation	Operation New Dawn (OND) / Post-OND Iraq Activities		Operation Enduring Freedom		Operation Freedom's Sentinel		Operation Noble Eagle		Operation Inherent Resolve		Summary	
	Obligations June 2016	Obligations Year To Date	Obligations June 2016	Obligations Year To Date	Obligations June 2016	Obligations Year To Date	Obligations June 2016	Obligations Year To Date	Obligations June 2016	Obligations Year To Date	Obligations June 2016	Obligations Year To Date
Military Personnel	8	107	0	4	66,793	603,239	794	7,153	5,732	22,524	73,327	633,027
Operation and Maintenance	1,157,638	1,199,000	-1,363,883	-2,914,208	653,549	5,555,444	-480	-46,134	161,411	1,222,010	608,235	5,016,112
Procurement	0	-6,777	14,770	89,959	3,540	218,498	0	0	9	162,339	18,319	464,019
Research, Development, Test and Evaluation	0	0	0	102,248	0	0	0	0	0	0	0	102,248
Military Construction	0	0	0	3,951	0	0	0	0	0	0	0	3,951
<b>Defense Agencies Total</b>	<b>450</b>	<b>62,884</b>	<b>7,678</b>	<b>36,895</b>	<b>290,246</b>	<b>2,726,453</b>	<b>0</b>	<b>161</b>	<b>97,727</b>	<b>416,914</b>	<b>396,101</b>	<b>3,243,307</b>
Operation and Maintenance	450	64,048	-1,721	-114,662	290,464	2,621,790	0	161	97,727	489,953	386,920	3,061,290
Procurement	0	-543	6,759	149,099	-218	104,663	0	0	0	-73,039	6,541	180,180
Research, Development, Test and Evaluation	0	-621	0	-637	0	0	0	0	0	0	0	-1,258
Revolving and Management Funds	0	0	2,640	3,095	0	0	0	0	0	0	2,640	3,095

**COST OF WAR**  
**Obligations by Component, Appropriation and Operation**  
**Fiscal Year 2007 - 2016**  
**(Amounts in Thousands)**  
**As of June 30, 2016**

Appropriation	Operation New Dawn (OND) / Post-OND Iraq Activities		Operation Enduring Freedom		Operation Freedom's Sentinel		Operation Noble Eagle		Operation Inherent Resolve		Summary	
	Obligations June 2016	Obligations Year to Date	Obligations June 2016	Obligations Year to Date	Obligations June 2016	Obligations Year to Date	Obligations June 2016	Obligations Year to Date	Obligations June 2016	Obligations Year to Date	Obligations June 2016	Obligations Year to Date
<b>DoD Total</b>	<b>1,157,032</b>	<b>-678,275</b>	<b>-1,343,556</b>	<b>-3,073,348</b>	<b>3,889,761</b>	<b>30,154,164</b>	<b>12,903</b>	<b>17,213</b>	<b>643,482</b>	<b>3,810,521</b>	<b>4,359,622</b>	<b>30,230,275</b>
<b>Army Total</b>	<b>185</b>	<b>-1,936,233</b>	<b>10,723</b>	<b>564,700</b>	<b>2,394,354</b>	<b>15,789,242</b>	<b>12,589</b>	<b>56,033</b>	<b>273,919</b>	<b>1,587,561</b>	<b>2,691,770</b>	<b>16,061,303</b>
<b>Army Active</b>	<b>185</b>	<b>-1,936,189</b>	<b>10,723</b>	<b>572,627</b>	<b>2,371,243</b>	<b>15,643,124</b>	<b>12,589</b>	<b>56,033</b>	<b>273,912</b>	<b>1,587,482</b>	<b>2,668,652</b>	<b>15,923,077</b>
21 2016/2016 2010 Military Personnel, Army	0	0	0	0	170,594	1,317,022	2,333	20,510	10,793	66,318	183,720	1,403,850
21 2011/2011 2020 Operation and Maintenance, Army	0	-157,503	0	-67,558	0	0	0	0	0	0	0	-225,061
21 2012/2012 2020 Operation and Maintenance, Army	0	-4,191	0	-148,541	0	0	0	0	0	0	0	-152,732
21 2013/2013 2020 Operation and Maintenance, Army	0	-87	0	-2,363	0	0	0	0	0	0	0	-2,450
21 2014/2014 2020 Operation and Maintenance, Army	0	-49	-105	-561	0	0	0	0	0	0	-105	-610
21 2015/2015 2020 Operation and Maintenance, Army	0	-3,854	0	-5,415	0	0	0	0	0	0	0	-9,269
21 2015/2016 2020 Operation and Maintenance, Army	0	0	0	0	0	95,053	0	0	0	0	0	95,053
21 2016/2016 2020 Operation and Maintenance, Army	246	512	0	0	1,313,216	8,358,209	10,256	35,523	154,952	791,305	1,478,670	9,185,549
21 2014/2016 2031 Aircraft Procurement, Army	0	0	5,853	104,177	0	0	0	0	0	0	5,853	104,177
21 2015/2017 2031 Aircraft Procurement, Army	0	0	0	0	6,385	385,003	0	0	0	0	6,385	385,003
21 2016/2018 2031 Aircraft Procurement, Army	0	0	0	0	-9,562	64,885	0	0	0	0	-9,562	64,885
21 2014/2016 2032 Missile Procurement, Army	0	0	91	31,283	0	0	0	0	0	0	91	31,283
21 2015/2017 2032 Missile Procurement, Army	0	0	0	0	0	0	0	0	776	12,847	776	12,847
21 2016/2018 2033 Procurement of Weapons & Tracked Vehicles	0	0	0	0	6,479	125,966	0	0	0	0	6,479	125,966
21 2014/2016 2034 Procurement of Ammunition, Army	0	0	0	2,339	0	0	0	0	0	0	0	2,339
21 2015/2017 2034 Procurement of Ammunition, Army	0	0	0	0	619	12,714	0	0	0	0	619	12,714
21 2016/2018 2034 Procurement of Ammunition, Army	0	0	0	0	7,670	67,162	0	0	0	0	7,670	67,162
21 2014/2016 2035 Other Procurement, Army	0	0	2,288	36,303	0	0	0	0	0	0	2,288	36,303
21 2015/2017 2035 Other Procurement, Army	0	0	0	0	5,299	89,250	0	0	778	1,365	6,077	90,615
21 2016/2018 2035 Other Procurement, Army	0	0	0	0	40,312	498,582	0	0	785	8,460	41,097	507,042
21 2015/2016 2040 Research, Development, Test, and Eval, Army	0	0	0	0	1,620	32,015	0	0	0	0	1,620	32,015
21 2016/2017 2040 Research, Development, Test, and Eval, Army	0	0	0	0	0	0	0	0	16	1,454	16	1,454
21 2010/2012 2050 Military Construction, Army	0	0	24	6,833	0	0	0	0	0	0	24	6,833
21 2011/2013 2050 Military Construction, Army	0	0	7	-15,792	0	0	0	0	0	0	7	-15,792
21 2012/2012 2050 Military Construction, Army	0	0	0	1,941	0	0	0	0	0	0	0	1,941
21 2010/2011 2091 Afghanistan Security Forces Fund, Army	0	0	-892	-106,411	0	0	0	0	0	0	-892	-106,411
21 2011/2012 2091 Afghanistan Security Forces Fund, Army	0	0	-3	-16,315	0	0	0	0	0	0	-3	-16,315
21 2012/2013 2091 Afghanistan Security Forces Fund, Army	0	0	-546	-6,827	0	0	0	0	0	0	-546	-6,827
21 2013/2014 2091 Afghanistan Security Forces Fund, Army	0	0	-4	3,694	0	0	0	0	0	0	-4	3,694
21 2014/2015 2091 Afghanistan Security Forces Fund, Army	0	0	-2	-887,023	86	881,392	0	0	0	0	84	-5,631

**COST OF WAR**  
**Obligations by Component, Appropriation and Operation**  
**Fiscal Year 2007 - 2016**  
**(Amounts in Thousands)**  
**As of June 30, 2016**

Appropriation	Operation New Dawn (OND) / Post-OND Iraq Activities		Operation Enduring Freedom		Operation Freedom's Sentinel		Operation Noble Eagle		Operation Inherent Resolve		Summary	
	Obligations June 2016	Obligations Year to Date	Obligations June 2016	Obligations Year to Date	Obligations June 2016	Obligations Year to Date	Obligations June 2016	Obligations Year to Date	Obligations June 2016	Obligations Year to Date	Obligations June 2016	Obligations Year to Date
21 2015/2016 2091 Afghanistan Security Forces Fund, Army	0	0	0	0	190,318	1,334,415	0	0	0	0	190,318	1,334,415
21 2016/2017 2091 Afghanistan Security Forces Fund, Army	0	0	0	0	596,432	1,990,870	0	0	0	0	596,432	1,990,870
21 2010/2011 2092 Iraq Security Forces Fund, Army	1	-5,039	0	0	0	0	0	0	0	0	1	-5,039
21 2011/2012 2092 Iraq Security Forces Fund, Army	-1	-392	0	0	0	0	0	0	0	0	-1	-392
21 2009/2011 2093 Joint Improvised Explosive Device Defeat Fund	-29	-30,503	-8	31,250	0	0	0	0	0	0	-37	747
21 2010/2012 2093 Joint Improvised Explosive Device Defeat Fund	-1	1,977	-1	-1,958	0	0	0	0	0	0	-2	19
21 2011/2013 2093 Joint Improvised Explosive Device Defeat Fund	-31	-99	-31	-99	0	0	0	0	0	0	-62	-198
21 2012/2014 2093 Joint Improvised Explosive Device Defeat Fund	0	-1,177,187	38	1,176,226	0	0	0	0	0	0	38	-961
21 2013/2015 2093 Joint Improvised Explosive Device Defeat Fund	0	-559,774	-8	559,434	0	0	0	0	0	0	-8	-340
21 2014/2016 2093 Joint Improvised Explosive Device Defeat Fund	0	0	4,022	10,991	0	0	0	0	0	0	4,022	10,991
21 2015/2017 2093 Joint Improvised Explosive Device Defeat Fund	0	0	0	-112,948	6,121	154,887	0	0	0	0	6,121	41,939
21 2016/2018 2093 Joint Improvised Explosive Device Defeat Fund	0	0	0	0	35,654	235,699	0	0	0	0	35,654	235,699
21 2009/2011 2095 Pakistan Counterinsurgency Fund, Army	0	0	0	-491	0	0	0	0	0	0	0	-491
21 2011/2012 2096 Afghanistan Infrastructure Fund, Army	0	0	0	-12,169	0	0	0	0	0	0	0	-12,169
21 2012/2013 2096 Afghanistan Infrastructure Fund, Army	0	0	0	489	0	0	0	0	0	0	0	489
21 2013/2014 2096 Afghanistan Infrastructure Fund, Army	0	0	0	-2,867	0	0	0	0	0	0	0	-2,867
21 2014/2015 2096 Afghanistan Infrastructure Fund, Army	0	0	0	-4,995	0	0	0	0	0	0	0	-4,995
21 2015/2016 2097 Iraq Train and Equip Fund	0	0	0	0	0	0	0	0	11,978	476,145	11,978	476,145
21 2016/2017 2097 Iraq Train and Equip Fund	0	0	0	0	0	0	0	0	93,834	229,588	93,834	229,588
<b>Army Reserve</b>	<b>0</b>	<b>3</b>	<b>0</b>	<b>-524</b>	<b>1,827</b>	<b>33,544</b>	<b>0</b>	<b>0</b>	<b>7</b>	<b>79</b>	<b>1,834</b>	<b>33,102</b>
21 2011/2011 2070 Reserve Personnel, Army	0	5	0	0	0	0	0	0	0	0	0	5
21 2012/2012 2070 Reserve Personnel, Army	0	0	0	17	0	0	0	0	0	0	0	17
21 2013/2013 2070 Reserve Personnel, Army	0	0	0	2	0	0	0	0	0	0	0	2
21 2014/2014 2070 Reserve Personnel, Army	0	0	0	-79	0	0	0	0	0	0	0	-79
21 2015/2015 2070 Reserve Personnel, Army	0	0	0	-444	0	0	0	0	0	0	0	-444
21 2016/2016 2070 Reserve Personnel, Army	0	0	0	0	1,087	13,485	0	0	0	0	1,087	13,485
21 2011/2011 2080 Operation and Maintenance, Army Reserve	0	-2	0	-20	0	0	0	0	0	0	0	-22
21 2016/2016 2080 Operation and Maintenance, Army Reserve	0	0	0	0	740	20,059	0	0	7	79	747	20,138
<b>Army National Guard</b>	<b>0</b>	<b>-47</b>	<b>0</b>	<b>-7,403</b>	<b>21,284</b>	<b>112,574</b>	<b>0</b>	<b>0</b>	<b>0</b>	<b>0</b>	<b>21,284</b>	<b>105,124</b>
21 2011/2011 2060 National Guard Personnel, Army	0	-2	0	-50	0	0	0	0	0	0	0	-52
21 2012/2012 2060 National Guard Personnel, Army	0	-2	0	-14	0	0	0	0	0	0	0	-16
21 2013/2013 2060 National Guard Personnel, Army	0	0	0	111	0	0	0	0	0	0	0	111
21 2014/2014 2060 National Guard Personnel, Army	0	11	0	2	0	0	0	0	0	0	0	13



**COST OF WAR**  
**Obligations by Component, Appropriation and Operation**  
**Fiscal Year 2007 - 2016**  
**(Amounts in Thousands)**  
**As of June 30, 2016**

Appropriation	Operation New Dawn (OND) / Post-OND Iraq Activities		Operation Enduring Freedom		Operation Freedom's Sentinel		Operation Noble Eagle		Operation Inherent Resolve		Summary	
	Obligations June 2016	Obligations Year to Date	Obligations June 2016	Obligations Year to Date	Obligations June 2016	Obligations Year to Date	Obligations June 2016	Obligations Year to Date	Obligations June 2016	Obligations Year to Date	Obligations June 2016	Obligations Year to Date
21 2015/2015 2060 National Guard Personnel, Army	0	0	0	-3,574	0	0	0	0	0	0	0	-3,574
21 2016/2016 2060 National Guard Personnel, Army	0	0	0	0	14,918	84,227	0	0	0	0	14,918	84,227
21 2011/2011 2065 Operation and Maintenance, Army Natl Guard	0	-54	0	-3,455	0	0	0	0	0	0	0	-3,509
21 2012/2012 2065 Operation and Maintenance, Army Natl Guard	0	0	0	-15	0	0	0	0	0	0	0	-15
21 2013/2013 2065 Operation and Maintenance, Army Natl Guard	0	0	0	-2	0	0	0	0	0	0	0	-2
21 2014/2014 2065 Operation and Maintenance, Army Natl Guard	0	0	0	-143	0	0	0	0	0	0	0	-143
21 2015/2015 2065 Operation and Maintenance, Army Natl Guard	0	0	0	-263	0	0	0	0	0	0	0	-263
21 2016/2016 2065 Operation and Maintenance, Army Natl Guard	0	0	0	0	6,366	28,347	0	0	0	0	6,366	28,347
<b>Navy/Marine Corps Total</b>	<b>-1,249</b>	<b>2,744</b>	<b>-12,844</b>	<b>-956,897</b>	<b>481,279</b>	<b>5,261,288</b>	<b>0</b>	<b>0</b>	<b>104,684</b>	<b>399,173</b>	<b>571,870</b>	<b>4,706,308</b>
<b>Navy Total</b>	<b>-449</b>	<b>-1,267</b>	<b>9,630</b>	<b>120,172</b>	<b>404,417</b>	<b>3,768,211</b>	<b>0</b>	<b>0</b>	<b>104,459</b>	<b>390,188</b>	<b>518,057</b>	<b>4,277,304</b>
<b>Navy Active</b>	<b>-449</b>	<b>-1,267</b>	<b>9,630</b>	<b>120,172</b>	<b>398,389</b>	<b>3,730,740</b>	<b>0</b>	<b>0</b>	<b>104,459</b>	<b>390,188</b>	<b>512,029</b>	<b>4,239,833</b>
17 2016/2016 1453 Military Personnel, Navy	0	0	0	0	29,218	251,121	0	0	0	0	29,218	251,121
17 2016/2016 1804 Operation and Maintenance, Navy	0	0	0	0	326,153	3,322,557	0	0	103,167	332,948	429,320	3,655,505
17 2009/2011 1506 Aircraft Procurement, Navy	-232	-709	-14	-15	0	0	0	0	0	0	-246	-724
17 2010/2012 1506 Aircraft Procurement, Navy	-40	-246	0	-6,351	0	0	0	0	0	0	-40	-6,597
17 2011/2013 1506 Aircraft Procurement, Navy	0	88	0	-675	0	0	0	0	0	0	0	-587
17 2012/2014 1506 Aircraft Procurement, Navy	0	-53	0	-303	0	0	0	0	0	0	0	-356
17 2013/2015 1506 Aircraft Procurement, Navy	0	0	-28	-29	0	0	0	0	0	0	-28	-29
17 2014/2016 1506 Aircraft Procurement, Navy	0	0	3,296	11,883	0	0	0	0	0	0	3,296	11,883
17 2015/2017 1506 Aircraft Procurement, Navy	0	0	4	2,607	0	0	0	0	359	5,160	363	7,767
17 2016/2018 1506 Aircraft Procurement, Navy	0	0	0	0	40,625	53,462	0	0	929	42,247	41,554	95,709
17 2009/2011 1507 Weapons Procurement, Navy	0	-5	0	0	0	0	0	0	0	0	0	-5
17 2014/2016 1507 Weapons Procurement, Navy	0	0	0	1	0	0	0	0	0	0	0	1
17 2015/2017 1507 Weapons Procurement, Navy	0	0	-6	4,180	0	0	0	0	0	1,242	-6	5,422
17 2010/2012 1508 Procurement of Ammunition, Navy and USMC	0	-1	0	0	0	0	0	0	0	0	0	-1
17 2011/2013 1508 Procurement of Ammunition, Navy and USMC	-6	-6	-1	-318	0	0	0	0	0	0	-7	-324
17 2012/2014 1508 Procurement of Ammunition, Navy and USMC	0	0	0	-1	0	0	0	0	0	0	0	-1
17 2013/2015 1508 Procurement of Ammunition, Navy and USMC	0	0	-18	-18	0	0	0	0	0	0	-18	-18
17 2014/2016 1508 Procurement of Ammunition, Navy and USMC	0	0	685	23,778	0	0	0	0	0	0	685	23,778
17 2015/2017 1508 Procurement of Ammunition, Navy and USMC	0	0	-11	9,554	0	0	0	0	0	0	-11	9,554
17 2016/2018 1508 Procurement of Ammunition, Navy and USMC	0	0	0	0	2,393	103,600	0	0	4	2,508	2,397	106,108
17 2009/2011 1810 Other Procurement, Navy	-51	-60	0	-4	0	0	0	0	0	0	-51	-64
17 2010/2012 1810 Other Procurement, Navy	-5	-5	0	0	0	0	0	0	0	0	-5	-5

**COST OF WAR**  
**Obligations by Component, Appropriation and Operation**  
**Fiscal Year 2007 - 2016**  
**(Amounts in Thousands)**  
**As of June 30, 2016**

	Operation New Dawn (OND) / Post-OND Iraq Activities		Operation Enduring Freedom		Operation Freedom's Sentinel		Operation Noble Eagle		Operation Inherent Resolve		Summary	
	Obligations June 2016	Obligations Year to Date	Obligations June 2016	Obligations Year to Date	Obligations June 2016	Obligations Year to Date	Obligations June 2016	Obligations Year to Date	Obligations June 2016	Obligations Year to Date	Obligations June 2016	Obligations Year to Date
<b>Appropriation</b>												
17 2011/2013 1810 Other Procurement, Navy	-115	-270	-12	-15	0	0	0	0	0	0	-127	-285
17 2013/2015 1810 Other Procurement, Navy	0	0	0	-4	0	0	0	0	0	0	0	-4
17 2014/2016 1810 Other Procurement, Navy	0	0	5,641	77,445	0	0	0	0	0	280	5,641	77,725
17 2015/2017 1810 Other Procurement, Navy	0	0	319	-574	0	0	0	0	0	3,692	319	3,118
17 2010/2011 1319 Research, Development, Test, and Eval, Navy	0	0	0	-57	0	0	0	0	0	0	0	-57
17 2011/2012 1319 Research, Development, Test, and Eval, Navy	0	0	-29	-58	0	0	0	0	0	0	-29	-58
17 2012/2013 1319 Research, Development, Test, and Eval, Navy	0	0	-6	-6	0	0	0	0	0	0	-6	-6
17 2013/2014 1319 Research, Development, Test, and Eval, Navy	0	0	-190	-190	0	0	0	0	0	0	-190	-190
17 2015/2016 1319 Research, Development, Test, and Eval, Navy	0	0	0	0	0	0	0	0	2,111	0	0	2,111
17 2012/2012 1205 Military Construction, Navy and Marine Corps	0	0	0	-3,606	0	0	0	0	0	0	0	-3,606
17 2013/2013 1205 Military Construction, Navy and Marine Corps	0	0	0	2,948	0	0	0	0	0	0	0	2,948
<b>Navy Reserve</b>	<b>0</b>	<b>0</b>	<b>0</b>	<b>0</b>	<b>6,028</b>	<b>37,471</b>	<b>0</b>	<b>0</b>	<b>0</b>	<b>0</b>	<b>6,028</b>	<b>37,471</b>
17 2016/2016 1405 Reserve Personnel, Navy	0	0	0	0	1,241	11,924	0	0	0	0	1,241	11,924
17 2016/2016 1806 Operation and Maintenance, Navy Reserve	0	0	0	0	4,787	25,547	0	0	0	0	4,787	25,547
<b>Marine Corps Total</b>	<b>-800</b>	<b>4,011</b>	<b>-22,474</b>	<b>-1,077,069</b>	<b>76,862</b>	<b>1,493,077</b>	<b>0</b>	<b>0</b>	<b>225</b>	<b>8,985</b>	<b>53,813</b>	<b>429,004</b>
<b>Marine Corps Active</b>	<b>-800</b>	<b>4,011</b>	<b>-22,528</b>	<b>-1,071,099</b>	<b>76,851</b>	<b>1,485,205</b>	<b>0</b>	<b>0</b>	<b>225</b>	<b>8,985</b>	<b>53,748</b>	<b>427,102</b>
17 2016/2016 1105 Military Personnel, Marine Corps	0	0	0	0	28,607	145,925	0	0	0	0	28,607	145,925
17 2011/2011 1106 Operation and Maintenance, Marine Corps	-207	-304	-28	-21,871	0	0	0	0	0	0	-235	-22,175
17 2012/2012 1106 Operation and Maintenance, Marine Corps	-1	-63	-310	-42,303	0	0	0	0	0	0	-311	-42,366
17 2013/2013 1106 Operation and Maintenance, Marine Corps	-106	41	-20,891	-65,408	0	0	0	0	0	0	-20,997	-65,367
17 2014/2014 1106 Operation and Maintenance, Marine Corps	0	-3,492	-2,003	-3,400	0	0	0	0	0	0	-2,003	-6,892
17 2015/2015 1106 Operation and Maintenance, Marine Corps	68	-4,235	0	-892,773	1,195	847,151	0	0	0	4,893	1,263	-44,964
17 2016/2016 1106 Operation and Maintenance, Marine Corps	-545	12,866	0	0	41,067	405,755	0	0	225	4,092	40,747	422,713
17 2009/2011 1109 Procurement, Marine Corps	-9	-69	-19	-129	0	0	0	0	0	0	-28	-198
17 2010/2012 1109 Procurement, Marine Corps	0	-693	-2	-3,383	0	0	0	0	0	0	-2	-4,076
17 2011/2013 1109 Procurement, Marine Corps	0	-40	-2	-648	0	0	0	0	0	0	-2	-688
17 2012/2014 1109 Procurement, Marine Corps	0	0	-4	-3,128	0	0	0	0	0	0	-4	-3,128
17 2013/2015 1109 Procurement, Marine Corps	0	0	-4	-2,966	0	0	0	0	0	0	-4	-2,966
17 2014/2016 1109 Procurement, Marine Corps	0	0	735	8,677	0	0	0	0	0	0	735	8,677
17 2015/2017 1109 Procurement, Marine Corps	0	0	0	-43,767	0	44,838	0	0	0	0	0	1,071
17 2016/2018 1109 Procurement, Marine Corps	0	0	0	0	5,982	41,536	0	0	0	0	5,982	41,536
<b>Marine Corps Reserve</b>	<b>0</b>	<b>0</b>	<b>54</b>	<b>-5,970</b>	<b>11</b>	<b>7,872</b>	<b>0</b>	<b>0</b>	<b>0</b>	<b>0</b>	<b>65</b>	<b>1,902</b>
17 2016/2016 1108 Reserve Personnel, Marine Corps	0	0	0	0	0	1,490	0	0	0	0	0	1,490

**COST OF WAR**  
**Obligations by Component, Appropriation and Operation**  
**Fiscal Year 2007 - 2016**  
**(Amounts in Thousands)**  
**As of June 30, 2016**

Appropriation	Operation New Dawn (OND) / Post-OND Iraq Activities		Operation Enduring Freedom		Operation Freedom's Sentinel		Operation Noble Eagle		Operation Inherent Resolve		Summary	
	Obligations June 2016	Obligations Year to Date	Obligations June 2016	Obligations Year to Date	Obligations June 2016	Obligations Year to Date	Obligations June 2016	Obligations Year to Date	Obligations June 2016	Obligations Year to Date	Obligations June 2016	Obligations Year to Date
17 2011/2011 1107 Operation and Maintenance, USMC Reserve	0	0	-1	-36	0	0	0	0	0	0	-1	-36
17 2012/2012 1107 Operation and Maintenance, USMC Reserve	0	0	0	-2,432	0	0	0	0	0	0	0	-2,432
17 2013/2013 1107 Operation and Maintenance, USMC Reserve	0	0	55	692	0	0	0	0	0	0	55	692
17 2014/2014 1107 Operation and Maintenance, USMC Reserve	0	0	0	-57	0	0	0	0	0	0	0	-57
17 2015/2015 1107 Operation and Maintenance, USMC Reserve	0	0	0	-4,137	0	4,078	0	0	0	0	0	-59
17 2016/2016 1107 Operation and Maintenance, USMC Reserve	0	0	0	0	11	2,304	0	0	0	0	11	2,304
<b>Air Force Total</b>	<b>1,157,646</b>	<b>1,192,330</b>	<b>-1,349,113</b>	<b>-2,718,046</b>	<b>723,882</b>	<b>6,377,181</b>	<b>314</b>	<b>-38,981</b>	<b>167,152</b>	<b>1,406,873</b>	<b>699,881</b>	<b>6,219,357</b>
<b>Air Force Active</b>	<b>1,157,646</b>	<b>1,192,331</b>	<b>-1,349,113</b>	<b>-2,744,850</b>	<b>719,393</b>	<b>6,228,080</b>	<b>314</b>	<b>-38,981</b>	<b>167,152</b>	<b>1,406,873</b>	<b>695,392</b>	<b>6,043,453</b>
57 2016/2016 3500 Military Personnel, Air Force	8	107	0	0	64,958	583,575	794	7,153	5,732	22,524	71,492	613,359
57 2011/2011 3400 Operation and Maintenance, Air Force	1,577,454	1,584,599	-1,737,378	-1,758,486	0	0	2,408	2,408	0	0	-157,516	-171,479
57 2012/2012 3400 Operation and Maintenance, Air Force	-437,263	-437,723	411,799	369,672	0	0	-1	-1	0	0	-25,465	-68,052
57 2013/2013 3400 Operation and Maintenance, Air Force	0	-2,480	-19,317	-62,656	0	0	0	-2	0	0	-19,317	-65,138
57 2014/2014 3400 Operation and Maintenance, Air Force	4	-396	-18,946	-273,626	0	0	192	192	0	-3,478	-18,750	-277,308
57 2015/2015 3400 Operation and Maintenance, Air Force	284	2,993	-41	-1,215,912	-10,272	950,524	-1	-55,067	-5,780	-17,033	-15,810	-334,495
57 2016/2016 3400 Operation and Maintenance, Air Force	17,159	52,008	0	0	661,167	4,475,483	-3,078	6,336	167,191	1,242,521	842,439	5,776,348
57 2009/2011 3010 Aircraft Procurement, Air Force	0	-5,548	0	0	0	0	0	0	0	0	0	-5,548
57 2010/2012 3010 Aircraft Procurement, Air Force	0	-919	0	-5,969	0	0	0	0	0	0	0	-6,888
57 2011/2013 3010 Aircraft Procurement, Air Force	0	0	0	-7,575	0	0	0	0	0	0	0	-7,575
57 2012/2014 3010 Aircraft Procurement, Air Force	0	0	6	-1,606	0	0	0	0	0	0	6	-1,606
57 2013/2015 3010 Aircraft Procurement, Air Force	0	0	0	-245	0	0	0	0	0	0	0	-245
57 2014/2016 3010 Aircraft Procurement, Air Force	0	0	6,548	62,371	0	0	0	0	0	0	6,548	62,371
57 2015/2017 3010 Aircraft Procurement, Air Force	0	0	1,138	41,018	0	0	0	0	0	7,479	1,138	48,497
57 2016/2018 3010 Aircraft Procurement, Air Force	0	0	0	0	0	5,502	0	0	0	0	0	5,502
57 2010/2012 3020 Missile Procurement, Air Force	0	0	0	15	0	0	0	0	0	0	0	15
57 2014/2016 3020 Missile Procurement, Air Force	0	0	0	3,210	0	0	0	0	0	0	0	3,210
57 2015/2017 3020 Missile Procurement, Air Force	0	0	0	-22,950	0	0	0	0	0	101,724	0	78,774
57 2016/2018 3020 Missile Procurement, Air Force	0	0	0	0	0	0	0	0	9	53	9	53
57 2009/2011 3011 Procurement of Ammunition, Air Force	0	-283	0	0	0	0	0	0	0	0	0	-283
57 2010/2012 3011 Procurement of Ammunition, Air Force	0	0	0	-47,560	0	0	0	0	0	0	0	-47,560
57 2011/2013 3011 Procurement of Ammunition, Air Force	0	0	0	-773	0	0	0	0	0	0	0	-773
57 2012/2014 3011 Procurement of Ammunition, Air Force	0	0	0	-16	0	0	0	0	0	0	0	-16
57 2013/2015 3011 Procurement of Ammunition, Air Force	0	0	0	-352	0	0	0	0	0	0	0	-352
57 2014/2016 3011 Procurement of Ammunition, Air Force	0	0	3,978	49,939	0	0	0	0	0	0	3,978	49,939

**COST OF WAR**  
**Obligations by Component, Appropriation and Operation**  
**Fiscal Year 2007 - 2016**  
**(Amounts in Thousands)**  
**As of June 30, 2016**

Appropriation	Operation New Dawn (OND) / Post-OND Iraq Activities		Operation Enduring Freedom		Operation Freedom's Sentinel		Operation Noble Eagle		Operation Inherent Resolve		Summary	
	Obligations June 2016	Obligations Year to Date	Obligations June 2016	Obligations Year to Date	Obligations June 2016	Obligations Year to Date	Obligations June 2016	Obligations Year to Date	Obligations June 2016	Obligations Year to Date	Obligations June 2016	Obligations Year to Date
57 2015/2017 3011 Procurement of Ammunition, Air Force	0	0	0	80,351	0	0	0	0	0	26,906	0	107,257
57 2016/2018 3011 Procurement of Ammunition, Air Force	0	0	0	0	0	178,297	0	0	0	22,353	0	200,650
57 2009/2011 3080 Other Procurement, Air Force	0	-27	0	-159,764	0	0	0	0	0	0	0	-159,791
57 2010/2012 3080 Other Procurement, Air Force	0	0	0	-6,936	0	0	0	0	0	0	0	-6,936
57 2011/2013 3080 Other Procurement, Air Force	0	0	0	-251	0	0	0	0	0	0	0	-251
57 2012/2014 3080 Other Procurement, Air Force	0	0	0	-55	0	0	0	0	0	0	0	-55
57 2013/2015 3080 Other Procurement, Air Force	0	0	0	-298	0	0	0	0	0	0	0	-298
57 2014/2016 3080 Other Procurement, Air Force	0	0	32	54,356	0	0	0	0	0	795	32	55,151
57 2015/2017 3080 Other Procurement, Air Force	0	0	3,068	53,049	0	1,437	0	0	0	3,029	3,068	57,515
57 2016/2018 3080 Other Procurement, Air Force	0	0	0	0	3,540	33,262	0	0	0	0	3,540	33,262
57 2010/2011 3600 Research, Development, Test, and Evaluation, Air Force	0	0	0	-732	0	0	0	0	0	0	0	-732
57 2011/2012 3600 Research, Development, Test, and Evaluation, Air Force	0	0	0	-2,209	0	0	0	0	0	0	0	-2,209
57 2012/2013 3600 Research, Development, Test, and Evaluation, Air Force	0	0	0	-22	0	0	0	0	0	0	0	-22
57 2014/2015 3600 Research, Development, Test, and Evaluation, Air Force	0	0	0	105,211	0	0	0	0	0	0	0	105,211
57 2010/2012 3300 Military Construction, Air Force	0	0	0	2,706	0	0	0	0	0	0	0	2,706
57 2011/2013 3300 Military Construction, Air Force	0	0	0	1,245	0	0	0	0	0	0	0	1,245
<b>Air Force Reserve</b>	<b>0</b>	<b>-1</b>	<b>0</b>	<b>25,729</b>	<b>3,118</b>	<b>140,340</b>	<b>0</b>	<b>0</b>	<b>0</b>	<b>0</b>	<b>3,118</b>	<b>166,068</b>
57 2015/2015 3700 Reserve Personnel, Air Force	0	0	0	4	0	0	0	0	0	0	0	4
57 2016/2016 3700 Reserve Personnel, Air Force	0	0	0	0	1,083	15,275	0	0	0	0	1,083	15,275
57 2011/2011 3740 Operation and Maintenance, Air Force Reserve	0	-1	0	0	0	0	0	0	0	0	0	-1
57 2014/2014 3740 Operation and Maintenance, Air Force Reserve	0	0	0	25,725	0	0	0	0	0	0	0	25,725
57 2015/2015 3740 Operation and Maintenance, Air Force Reserve	0	0	0	0	0	73,562	0	0	0	0	0	73,562
57 2016/2016 3740 Operation and Maintenance, Air Force Reserve	0	0	0	0	2,035	51,503	0	0	0	0	2,035	51,503
<b>Air Force National Guard</b>	<b>0</b>	<b>0</b>	<b>0</b>	<b>1,075</b>	<b>1,371</b>	<b>8,761</b>	<b>0</b>	<b>0</b>	<b>0</b>	<b>0</b>	<b>1,371</b>	<b>9,836</b>
57 2016/2016 3850 National Guard Personnel, Air Force	0	0	0	0	752	4,389	0	0	0	0	752	4,389
57 2015/2015 3840 Operation and Maintenance, Air Natl Guard	0	0	0	1,075	0	16	0	0	0	0	0	1,091
57 2016/2016 3840 Operation and Maintenance, Air Natl Guard	0	0	0	0	619	4,356	0	0	0	0	619	4,356
<b>Defense Agencies Total</b>	<b>450</b>	<b>62,884</b>	<b>7,678</b>	<b>36,895</b>	<b>290,246</b>	<b>2,726,453</b>	<b>0</b>	<b>161</b>	<b>97,727</b>	<b>416,914</b>	<b>396,101</b>	<b>3,243,307</b>
<b>DCAA Total</b>	<b>442</b>	<b>1,681</b>	<b>0</b>	<b>-866</b>	<b>1,006</b>	<b>7,087</b>	<b>0</b>	<b>0</b>	<b>0</b>	<b>0</b>	<b>1,448</b>	<b>7,902</b>
97 2011/2011 0100 Operation and Maintenance, Defense-Wide	0	-1,683	0	-866	0	-51	0	0	0	0	0	-2,600
97 2016/2016 0100 Operation and Maintenance, Defense-Wide	442	3,364	0	0	1,006	7,138	0	0	0	0	1,448	10,502
<b>DCMA Total</b>	<b>0</b>	<b>1,099</b>	<b>0</b>	<b>-1,098</b>	<b>1,072</b>	<b>1,786</b>	<b>0</b>	<b>0</b>	<b>0</b>	<b>0</b>	<b>1,072</b>	<b>1,787</b>
97 2011/2011 0100 Operation and Maintenance, Defense-Wide	0	-21	0	20	0	0	0	0	0	0	0	-1

**COST OF WAR**  
**Obligations by Component, Appropriation and Operation**  
**Fiscal Year 2007 - 2016**  
**(Amounts in Thousands)**  
**As of June 30, 2016**

Appropriation	Operation New Dawn (OND) / Post-OND Iraq Activities		Operation Enduring Freedom		Operation Freedom's Sentinel		Operation Noble Eagle		Operation Inherent Resolve		Summary	
	Obligations June 2016	Obligations Year to Date	Obligations June 2016	Obligations Year to Date	Obligations June 2016	Obligations Year to Date	Obligations June 2016	Obligations Year to Date	Obligations June 2016	Obligations Year to Date	Obligations June 2016	Obligations Year to Date
97 2012/2012 0100 Operation and Maintenance, Defense-Wide	0	15	0	-14	0	0	0	0	0	0	0	1
97 2013/2013 0100 Operation and Maintenance, Defense-Wide	0	-2	0	2	0	0	0	0	0	0	0	0
97 2014/2014 0100 Operation and Maintenance, Defense-Wide	0	1,107	0	-1,106	0	0	0	0	0	0	0	1
97 2016/2016 0100 Operation and Maintenance, Defense-Wide	0	0	0	0	1,072	1,786	0	0	0	0	1,072	1,786
<b>DHP Total</b>	<b>-66</b>	<b>-776</b>	<b>-671</b>	<b>-15,283</b>	<b>25,580</b>	<b>200,693</b>	<b>0</b>	<b>0</b>	<b>0</b>	<b>0</b>	<b>24,843</b>	<b>184,634</b>
97 2011/2011 0130 Defense Health Program, O&M	-66	-714	-153	-1,672	0	0	0	0	0	0	-219	-2,386
97 2011/2012 0130 Defense Health Program, RDT&E	0	-62	0	0	0	0	0	0	0	0	0	-62
97 2012/2012 0130 Defense Health Program, O&M	0	0	-420	-1,214	0	0	0	0	0	0	-420	-1,214
97 2013/2013 0130 Defense Health Program, O&M	0	0	-31	-4,228	0	0	0	0	0	0	-31	-4,228
97 2014/2014 0130 Defense Health Program, O&M	0	0	-67	-8,169	0	0	0	0	0	0	-67	-8,169
97 2015/2015 0130 Defense Health Program, O&M	0	0	0	0	-2	-3,759	0	0	0	0	-2	-3,759
97 2016/2016 0130 Defense Health Program, O&M	0	0	0	0	25,582	204,452	0	0	0	0	25,582	204,452
<b>DISA Total</b>	<b>0</b>	<b>0</b>	<b>-178</b>	<b>-913</b>	<b>7,501</b>	<b>83,732</b>	<b>0</b>	<b>0</b>	<b>0</b>	<b>0</b>	<b>7,323</b>	<b>82,819</b>
97 2013/2013 0100 Operation and Maintenance, Defense-Wide	0	0	-87	-411	0	0	0	0	0	0	-87	-411
97 2014/2014 0100 Operation and Maintenance, Defense-Wide	0	0	-91	-433	0	0	0	0	0	0	-91	-433
97 2015/2015 0100 Operation and Maintenance, Defense-Wide	0	0	0	-219	0	0	0	0	0	0	0	-219
97 2016/2016 0100 Operation and Maintenance, Defense-Wide	0	0	0	0	7,719	36,193	0	0	0	0	7,719	36,193
97 2015/2017 0300 Procurement, Defense-Wide	0	0	0	150	0	0	0	0	0	0	0	150
97 2016/2018 0300 Procurement, Defense-Wide	0	0	0	0	-218	47,539	0	0	0	0	-218	47,539
<b>DLA Total</b>	<b>0</b>	<b>0</b>	<b>2,640</b>	<b>3,095</b>	<b>0</b>	<b>0</b>	<b>0</b>	<b>0</b>	<b>0</b>	<b>0</b>	<b>2,640</b>	<b>3,095</b>
97 2012/XXXX 4930 Defense Working Capital Funds, Defense	0	0	0	9,482	0	0	0	0	0	0	0	9,482
97 2012/XXXX 4930 Defense Working Capital Funds, Defense (Army)	0	0	0	-36,859	0	0	0	0	0	0	0	-36,859
97 2013/XXXX 4930 Defense Working Capital Funds, Defense (Army)	0	0	-2	-332	0	0	0	0	0	0	-2	-332
97 2013/XXXX 4930 Defense Working Capital Funds, Defense	0	0	2,263	15,623	0	0	0	0	0	0	2,263	15,623
97 2014/XXXX 4930 Defense Working Capital Funds, Defense (Army)	0	0	342	-5,215	0	0	0	0	0	0	342	-5,215
97 2014/XXXX 4930 Defense Working Capital Funds, Defense	0	0	37	20,396	0	0	0	0	0	0	37	20,396
<b>DLSA Total</b>	<b>0</b>	<b>0</b>	<b>0</b>	<b>0</b>	<b>3,173</b>	<b>71,123</b>	<b>0</b>	<b>0</b>	<b>0</b>	<b>0</b>	<b>3,173</b>	<b>71,123</b>
97 2015/2015 0100 Operation and Maintenance, Defense-Wide	0	0	0	0	0	3,205	0	0	0	0	0	3,205
97 2016/2016 0100 Operation and Maintenance, Defense-Wide	0	0	0	0	3,173	67,918	0	0	0	0	3,173	67,918
<b>DMA Total</b>	<b>0</b>	<b>0</b>	<b>0</b>	<b>1,335</b>	<b>60</b>	<b>5,814</b>	<b>0</b>	<b>0</b>	<b>0</b>	<b>0</b>	<b>60</b>	<b>7,149</b>
97 2013/2013 0100 Operation and Maintenance, Defense-Wide	0	0	0	318	0	0	0	0	0	0	0	318
97 2014/2014 0100 Operation and Maintenance, Defense-Wide	0	0	0	0	56	56	0	0	0	0	56	56
97 2015/2015 0100 Operation and Maintenance, Defense-Wide	0	0	0	1,017	0	0	0	0	0	0	0	1,017

**COST OF WAR**  
**Obligations by Component, Appropriation and Operation**  
**Fiscal Year 2007 - 2016**  
**(Amounts in Thousands)**  
**As of June 30, 2016**

Appropriation	Operation New Dawn (OND) / Post-OND Iraq Activities		Operation Enduring Freedom		Operation Freedom's Sentinel		Operation Noble Eagle		Operation Inherent Resolve		Summary	
	Obligations June 2016	Obligations Year to Date	Obligations June 2016	Obligations Year to Date	Obligations June 2016	Obligations Year to Date	Obligations June 2016	Obligations Year to Date	Obligations June 2016	Obligations Year to Date	Obligations June 2016	Obligations Year to Date
97 2016/2016 0100 Operation and Maintenance, Defense-Wide	0	0	0	0	4	5,758	0	0	0	0	4	5,758
<b>DODEA Total</b>	<b>75</b>	<b>-1,574</b>	<b>-4</b>	<b>-198</b>	<b>892</b>	<b>64,839</b>	<b>0</b>	<b>0</b>	<b>0</b>	<b>0</b>	<b>963</b>	<b>63,067</b>
97 2011/2011 0100 Operation and Maintenance, Defense-Wide	-13	-3,711	0	0	0	0	0	0	0	0	-13	-3,711
97 2012/2012 0100 Operation and Maintenance, Defense-Wide	88	2,137	0	0	0	0	0	0	0	0	88	2,137
97 2013/2013 0100 Operation and Maintenance, Defense-Wide	0	0	-4	-198	0	0	0	0	0	0	-4	-198
97 2015/2015 0100 Operation and Maintenance, Defense-Wide	0	0	0	0	0	-4	0	0	0	0	0	-4
97 2016/2016 0100 Operation and Maintenance, Defense-Wide	0	0	0	0	892	64,843	0	0	0	0	892	64,843
<b>DODIG Total</b>	<b>-1</b>	<b>-5</b>	<b>-6</b>	<b>4,399</b>	<b>211</b>	<b>1,749</b>	<b>0</b>	<b>0</b>	<b>930</b>	<b>9,391</b>	<b>1,134</b>	<b>15,534</b>
97 2011/2011 0107 Office of the Inspector General, Defense	-1	-6	0	0	0	0	0	0	0	0	-1	-6
97 2012/2012 0107 Office of the Inspector General, Defense	0	0	0	3	0	0	0	0	0	0	0	3
97 2013/2013 0107 Office of the Inspector General, Defense	0	0	0	-34	0	0	0	0	0	0	0	-34
97 2014/2014 0107 Office of the Inspector General, Defense	0	0	0	-108	0	0	0	0	0	0	0	-108
97 2015/2015 0107 Office of the Inspector General, Defense	0	1	-6	4,538	0	148	0	0	0	1,757	-6	6,444
97 2016/2016 0107 Office of the Inspector General, Defense	0	0	0	0	211	1,601	0	930	7,634	1,141	9,235	
<b>DSCA Total</b>	<b>0</b>	<b>0</b>	<b>0</b>	<b>3,605</b>	<b>17</b>	<b>381,154</b>	<b>0</b>	<b>0</b>	<b>0</b>	<b>0</b>	<b>17</b>	<b>384,759</b>
97 2011/XXXX 0100 Operation and Maintenance, Defense-Wide	0	0	0	2,672	0	0	0	0	0	0	0	2,672
97 2012/2012 0100 Operation and Maintenance, Defense-Wide	0	0	0	933	0	0	0	0	0	0	0	933
97 2015/2016 0100 Operation and Maintenance, Defense-Wide	0	0	0	0	17	236,904	0	0	0	0	17	236,904
97 2016/2016 0100 Operation and Maintenance, Defense-Wide	0	0	0	0	0	144,250	0	0	0	0	0	144,250
<b>DTRA Total</b>	<b>0</b>	<b>0</b>	<b>0</b>	<b>0</b>	<b>14,985</b>	<b>84,639</b>	<b>0</b>	<b>0</b>	<b>0</b>	<b>0</b>	<b>14,985</b>	<b>84,639</b>
97 2016/2016 0100 Operation and Maintenance, Defense-Wide	0	0	0	0	14,985	84,639	0	0	0	0	14,985	84,639
<b>JCS Total</b>	<b>0</b>	<b>0</b>	<b>-5</b>	<b>-146</b>	<b>0</b>	<b>0</b>	<b>0</b>	<b>0</b>	<b>0</b>	<b>0</b>	<b>-5</b>	<b>-146</b>
97 2011/2011 0100 Operation and Maintenance, Defense-Wide	0	0	0	-2	0	0	0	0	0	0	0	-2
97 2012/2012 0100 Operation and Maintenance, Defense-Wide	0	0	0	-146	0	0	0	0	0	0	0	-146
97 2013/2013 0100 Operation and Maintenance, Defense-Wide	0	0	-5	2	0	0	0	0	0	0	-5	2
<b>OSD Total</b>	<b>0</b>	<b>0</b>	<b>0</b>	<b>-81,432</b>	<b>26,770</b>	<b>123,171</b>	<b>0</b>	<b>0</b>	<b>0</b>	<b>0</b>	<b>26,770</b>	<b>41,739</b>
97 2015/2015 0100 Operation and Maintenance, Defense-Wide	0	0	0	-81,432	0	76,488	0	0	0	0	0	-4,944
97 2016/2016 0100 Operation and Maintenance, Defense-Wide	0	0	0	0	26,770	46,683	0	0	0	0	26,770	46,683
<b>Other Total</b>	<b>0</b>	<b>62,591</b>	<b>-809</b>	<b>-20,489</b>	<b>4,394</b>	<b>65,979</b>	<b>0</b>	<b>161</b>	<b>4,289</b>	<b>58,660</b>	<b>7,874</b>	<b>166,902</b>
97 2010/2010 0100 Operation and Maintenance, Defense-Wide	0	-157	0	0	0	0	0	0	0	0	0	-157
97 2011/2011 0100 Operation and Maintenance, Defense-Wide	0	-706	-784	-16,855	0	0	0	161	0	0	-784	-17,400
97 2012/2012 0100 Operation and Maintenance, Defense-Wide	0	-394	0	-1,608	0	0	0	0	0	0	0	-2,002
97 2013/2013 0100 Operation and Maintenance, Defense-Wide	0	-139	0	-1,205	0	0	0	0	0	0	0	-1,344

**COST OF WAR**  
**Obligations by Component, Appropriation and Operation**  
**Fiscal Year 2007 - 2016**  
**(Amounts in Thousands)**  
**As of June 30, 2016**

Appropriation	Operation New Dawn (OND) / Post-OND Iraq Activities		Operation Enduring Freedom		Operation Freedom's Sentinel		Operation Noble Eagle		Operation Inherent Resolve		Summary	
	Obligations June 2016	Obligations Year to Date	Obligations June 2016	Obligations Year to Date	Obligations June 2016	Obligations Year to Date	Obligations June 2016	Obligations Year to Date	Obligations June 2016	Obligations Year to Date	Obligations June 2016	Obligations Year to Date
97 2014/2014 0100 Operation and Maintenance, Defense-Wide	0	-1,503	0	-174	0	0	0	0	0	0	0	-1,677
97 2015/2015 0100 Operation and Maintenance, Defense-Wide	0	134	-35	-1,529	0	0	0	0	0	-116	-35	-1,511
97 2016/2016 0100 Operation and Maintenance, Defense-Wide	0	66,458	0	0	4,394	64,479	0	0	4,289	58,776	8,683	189,713
97 2009/2011 0300 Procurement, Defense-Wide	0	0	0	-31	0	0	0	0	0	0	0	-31
97 2010/2012 0300 Procurement, Defense-Wide	0	-65	0	-24	0	0	0	0	0	0	0	-89
97 2011/2013 0300 Procurement, Defense-Wide	0	0	0	-17	0	0	0	0	0	0	0	-17
97 2012/2014 0300 Procurement, Defense-Wide	0	0	0	-1	0	0	0	0	0	0	0	-1
97 2013/2015 0300 Procurement, Defense-Wide	0	-343	0	-48	0	0	0	0	0	0	0	-391
97 2014/2016 0300 Procurement, Defense-Wide	0	-135	10	1,640	0	0	0	0	0	0	10	1,505
97 2016/2018 0300 Procurement, Defense-Wide	0	0	0	0	0	1,500	0	0	0	0	0	1,500
97 2009/2010 0400 Research, Development, Test, and Evaluation, Defense-Wide	0	-1	0	0	0	0	0	0	0	0	0	-1
97 2010/2011 0400 Research, Development, Test, and Evaluation, Defense-Wide	0	-413	0	-350	0	0	0	0	0	0	0	-763
97 2011/2012 0400 Research, Development, Test, and Evaluation, Defense-Wide	0	-66	0	-60	0	0	0	0	0	0	0	-126
97 2012/2013 0400 Research, Development, Test, and Evaluation, Defense-Wide	0	-79	0	-227	0	0	0	0	0	0	0	-306
<b>SOCOM Total</b>	<b>0</b>	<b>-132</b>	<b>6,711</b>	<b>145,508</b>	<b>204,643</b>	<b>1,633,145</b>	<b>0</b>	<b>0</b>	<b>92,508</b>	<b>348,863</b>	<b>303,862</b>	<b>2,127,384</b>
97 2010/2010 0100 Operation and Maintenance, Defense-Wide	0	0	0	-66	0	0	0	0	0	0	0	-66
97 2011/2011 0100 Operation and Maintenance, Defense-Wide	0	-113	-9	-1,139	0	0	0	0	0	0	-9	-1,252
97 2012/2012 0100 Operation and Maintenance, Defense-Wide	0	-72	0	-1,273	0	0	0	0	0	0	0	-1,345
97 2013/2013 0100 Operation and Maintenance, Defense-Wide	0	0	0	-1,318	0	0	0	0	0	0	0	-1,318
97 2014/2014 0100 Operation and Maintenance, Defense-Wide	0	0	1	-977	0	0	0	0	0	0	1	-977
97 2015/2015 0100 Operation and Maintenance, Defense-Wide	0	53	-30	2,851	0	0	0	0	0	0	-30	2,904
97 2016/2016 0100 Operation and Maintenance, Defense-Wide	0	0	0	0	204,643	1,577,521	0	0	92,508	421,902	297,151	1,999,423
97 2014/2016 0300 Procurement, Defense-Wide	0	0	264	2,617	0	0	0	0	0	0	264	2,617
97 2015/2017 0300 Procurement, Defense-Wide	0	0	6,485	144,813	0	0	0	0	0	-91,624	6,485	53,189
97 2016/2018 0300 Procurement, Defense-Wide	0	0	0	0	0	55,624	0	0	0	18,585	0	74,209
<b>WHS Total</b>	<b>0</b>	<b>0</b>	<b>0</b>	<b>-622</b>	<b>-58</b>	<b>1,542</b>	<b>0</b>	<b>0</b>	<b>0</b>	<b>0</b>	<b>-58</b>	<b>920</b>
97 2015/2015 0100 Operation and Maintenance, Defense-Wide	0	0	0	-622	0	621	0	0	0	0	0	-1
97 2016/2016 0100 Operation and Maintenance, Defense-Wide	0	0	0	0	-58	921	0	0	0	0	-58	921

**Military Personnel Subsidiary Report  
(Cost Breakdown Structure)**



**COST OF WAR**  
**Military Personnel (MILPERS) Summary Execution by Operation and Cost Breakdown Structure (CBS)**  
**Fiscal Year 2007 - 2016**  
**(Amounts in Thousands)**  
**As of June 30, 2016**

	Operation New Dawn (OND) / Post-OND Iraq Activities		Operation Enduring Freedom		Operation Freedom's Sentinel		Operation Noble Eagle		Operation Inherent Resolve		Summary	
	Obligations Year to Date	Disbursements Year to Date	Obligations Year to Date	Disbursements Year to Date	Obligations Year to Date	Disbursements Year to Date	Obligations Year to Date	Disbursements Year to Date	Obligations Year to Date	Disbursements Year to Date	Obligations Year to Date	Disbursements Year to Date
<b>CBS Summary</b>												
<b>MILPERS CBS Summary Total</b>	<b>119</b>	<b>131</b>	<b>-4,025</b>	<b>12,404</b>	<b>2,428,433</b>	<b>2,318,393</b>	<b>27,663</b>	<b>27,663</b>	<b>88,842</b>	<b>88,842</b>	<b>2,541,032</b>	<b>2,447,433</b>
1.0 Personnel Costs	119	131	-4,025	12,404	2,428,433	2,318,393	27,663	27,663	88,842	88,842	2,541,032	2,447,433
1.1.1 Reserve Components Called To Active Duty	93	93	0	0	1,750,777	1,713,710	27,188	27,188	63,611	63,611	1,841,669	1,804,602
1.1.2 Imminent Danger or Hostile Fire Pay	1	1	0	0	46,583	44,640	0	0	2,176	2,176	48,760	46,817
1.1.3 Family Separation Allowance	2	2	0	0	70,787	67,315	229	229	2,986	2,986	74,004	70,532
1.1.4 Hardship Duty Pay	1	1	0	0	31,321	30,214	246	246	1,781	1,781	33,349	32,242
1.1.5 Subsistence	9	9	0	0	236,689	235,386	0	0	14,611	14,611	251,309	250,006
1.1.6 Reserve Components Predeployment Training	12	24	-4,047	12,378	130,324	102,959	0	0	0	0	126,289	115,361
1.1.7 Other Military Personnel (Special Pay)	1	1	22	26	105,732	101,545	0	0	3,677	3,677	109,432	105,249
1.1.8 Active Component Overstrength	0	0	0	0	56,220	22,624	0	0	0	0	56,220	22,624
<b>1.0 Personnel Sub-Total</b>	<b>119</b>	<b>131</b>	<b>-4,025</b>	<b>12,404</b>	<b>2,428,433</b>	<b>2,318,393</b>	<b>27,663</b>	<b>27,663</b>	<b>88,842</b>	<b>88,842</b>	<b>2,541,032</b>	<b>2,447,433</b>

**COST OF WAR**  
**Military Personnel (MILPERS) Summary Execution by Operation, Component, and Cost Breakdown Structure (CBS)**  
**Fiscal Year 2007 - 2016**  
**(Amounts in Thousands)**  
**As of June 30, 2016**

Component	Operation New Dawn (OND) / Post-OND Iraq Activities		Operation Enduring Freedom		Operation Freedom's Sentinel		Operation Noble Eagle		Operation Inherent Resolve		Summary	
	Obligations Year To Date	Disbursements Year To Date	Obligations Year To Date	Disbursements Year To Date	Obligations Year To Date	Disbursements Year To Date	Obligations Year To Date	Disbursements Year To Date	Obligations Year To Date	Disbursements Year To Date	Obligations Year To Date	Disbursements Year To Date
<b>Grand Total</b>	<b>119</b>	<b>131</b>	<b>-4,025</b>	<b>12,404</b>	<b>2,428,433</b>	<b>2,318,393</b>	<b>27,663</b>	<b>27,663</b>	<b>88,842</b>	<b>88,842</b>	<b>2,541,032</b>	<b>2,447,433</b>
<b>Army Total</b>	<b>12</b>	<b>24</b>	<b>-4,029</b>	<b>11,707</b>	<b>1,414,734</b>	<b>1,404,075</b>	<b>20,510</b>	<b>20,510</b>	<b>66,318</b>	<b>66,318</b>	<b>1,497,545</b>	<b>1,502,634</b>
1.1.1 Reserve Components Called To Active Duty	0	0	0	0	1,037,774	1,037,774	20,151	20,151	52,369	52,369	1,110,294	1,110,294
1.1.2 Imminent Danger or Hostile Fire Pay	0	0	0	0	24,848	24,848	0	0	1,172	1,172	26,020	26,020
1.1.3 Family Separation Allowance	0	0	0	0	29,178	29,178	113	113	1,408	1,408	30,699	30,699
1.1.4 Hardship Duty Pay	0	0	0	0	13,851	13,851	246	246	695	695	14,792	14,792
1.1.5 Subsistence	0	0	0	0	142,540	142,540	0	0	8,736	8,736	151,276	151,276
1.1.6 Reserve Components Predeployment Training	12	24	-4,051	11,681	97,712	87,053	0	0	0	0	93,673	98,758
1.1.7 Other Military Personnel (Special Pay)	0	0	22	26	68,831	68,831	0	0	1,938	1,938	70,791	70,795
<b>1.0 Personnel Sub-Total</b>	<b>12</b>	<b>24</b>	<b>-4,029</b>	<b>11,707</b>	<b>1,414,734</b>	<b>1,404,075</b>	<b>20,510</b>	<b>20,510</b>	<b>66,318</b>	<b>66,318</b>	<b>1,497,545</b>	<b>1,502,634</b>
<b>Navy/Marine Corps Total</b>	<b>0</b>	<b>0</b>	<b>0</b>	<b>0</b>	<b>410,460</b>	<b>325,116</b>	<b>0</b>	<b>0</b>	<b>0</b>	<b>0</b>	<b>410,460</b>	<b>325,116</b>
<b>Navy Total</b>	<b>0</b>	<b>0</b>	<b>0</b>	<b>0</b>	<b>263,045</b>	<b>258,878</b>	<b>0</b>	<b>0</b>	<b>0</b>	<b>0</b>	<b>263,045</b>	<b>258,878</b>
1.1.1 Reserve Components Called To Active Duty	0	0	0	0	190,831	190,831	0	0	0	0	190,831	190,831
1.1.2 Imminent Danger or Hostile Fire Pay	0	0	0	0	5,278	5,278	0	0	0	0	5,278	5,278
1.1.3 Family Separation Allowance	0	0	0	0	17,426	17,426	0	0	0	0	17,426	17,426
1.1.4 Hardship Duty Pay	0	0	0	0	2,873	2,873	0	0	0	0	2,873	2,873
1.1.5 Subsistence	0	0	0	0	20,004	20,004	0	0	0	0	20,004	20,004
1.1.6 Reserve Components Predeployment Training	0	0	0	0	11,779	9,771	0	0	0	0	11,779	9,771
1.1.7 Other Military Personnel (Special Pay)	0	0	0	0	14,854	12,695	0	0	0	0	14,854	12,695
<b>1.0 Personnel Sub-Total</b>	<b>0</b>	<b>0</b>	<b>0</b>	<b>0</b>	<b>263,045</b>	<b>258,878</b>	<b>0</b>	<b>0</b>	<b>0</b>	<b>0</b>	<b>263,045</b>	<b>258,878</b>
<b>Marine Corps Total</b>	<b>0</b>	<b>0</b>	<b>0</b>	<b>0</b>	<b>147,415</b>	<b>66,238</b>	<b>0</b>	<b>0</b>	<b>0</b>	<b>0</b>	<b>147,415</b>	<b>66,238</b>
1.1.1 Reserve Components Called To Active Duty	0	0	0	0	73,148	36,213	0	0	0	0	73,148	36,213
1.1.2 Imminent Danger or Hostile Fire Pay	0	0	0	0	3,162	1,219	0	0	0	0	3,162	1,219
1.1.3 Family Separation Allowance	0	0	0	0	6,121	2,649	0	0	0	0	6,121	2,649
1.1.4 Hardship Duty Pay	0	0	0	0	2,081	974	0	0	0	0	2,081	974
1.1.5 Subsistence	0	0	0	0	2,564	1,261	0	0	0	0	2,564	1,261
1.1.6 Reserve Components Predeployment Training	0	0	0	0	1,467	674	0	0	0	0	1,467	674
1.1.7 Other Military Personnel (Special Pay)	0	0	0	0	2,652	624	0	0	0	0	2,652	624
1.1.8 Active Component Overstrength	0	0	0	0	56,220	22,624	0	0	0	0	56,220	22,624
<b>1.0 Personnel Sub-Total</b>	<b>0</b>	<b>0</b>	<b>0</b>	<b>0</b>	<b>147,415</b>	<b>66,238</b>	<b>0</b>	<b>0</b>	<b>0</b>	<b>0</b>	<b>147,415</b>	<b>66,238</b>
<b>Air Force Total</b>	<b>107</b>	<b>107</b>	<b>4</b>	<b>697</b>	<b>603,239</b>	<b>589,202</b>	<b>7,153</b>	<b>7,153</b>	<b>22,524</b>	<b>22,524</b>	<b>633,027</b>	<b>619,683</b>
1.1.1 Reserve Components Called To Active Duty	93	93	0	0	449,024	448,892	7,037	7,037	11,242	11,242	467,396	467,264
1.1.2 Imminent Danger or Hostile Fire Pay	1	1	0	0	13,295	13,295	0	0	1,004	1,004	14,300	14,300

**COST OF WAR**  
**Military Personnel (MILPERS) Summary Execution by Operation, Component, and Cost Breakdown Structure (CBS)**  
**Fiscal Year 2007 - 2016**  
**(Amounts in Thousands)**  
**As of June 30, 2016**

Component	Operation New Dawn (OND) / Post-OND Iraq Activities		Operation Enduring Freedom		Operation Freedom's Sentinel		Operation Noble Eagle		Operation Inherent Resolve		Summary	
	Obligations Year To Date	Disbursements Year To Date	Obligations Year To Date	Disbursements Year To Date	Obligations Year To Date	Disbursements Year To Date	Obligations Year To Date	Disbursements Year To Date	Obligations Year To Date	Disbursements Year To Date	Obligations Year To Date	Disbursements Year To Date
1.1.3 Family Separation Allowance	2	2	0	0	18,062	18,062	116	116	1,578	1,578	19,758	19,758
1.1.4 Hardship Duty Pay	1	1	0	0	12,516	12,516	0	0	1,086	1,086	13,603	13,603
1.1.5 Subsistence	9	9	0	0	71,581	71,581	0	0	5,875	5,875	77,465	77,465
1.1.6 Reserve Components Predeployment Training	0	0	4	697	19,366	5,461	0	0	0	0	19,370	6,158
1.1.7 Other Military Personnel (Special Pay)	1	1	0	0	19,395	19,395	0	0	1,739	1,739	21,135	21,135
<b>1.0 Personnel Sub-Total</b>	<b>107</b>	<b>107</b>	<b>4</b>	<b>697</b>	<b>603,239</b>	<b>589,202</b>	<b>7,153</b>	<b>7,153</b>	<b>22,524</b>	<b>22,524</b>	<b>633,027</b>	<b>619,683</b>

**COST OF WAR**  
**Military Personnel (MILPERS) Summary Execution by Operation, Component, Appropriation and Cost Breakdown Structure (CBS)**  
**Fiscal Year 2007 - 2016**  
**(Amounts in Thousands)**  
**As of June 30, 2016**

Component and Appropriation	Operation New Dawn (OND) / Post-OND Iraq Activities		Operation Enduring Freedom		Operation Freedom's Sentinel		Operation Noble Eagle		Operation Inherent Resolve		Summary	
	Obligations Year to Date	Disbursements Year to Date	Obligations Year to Date	Disbursements Year to Date	Obligations Year to Date	Disbursements Year to Date	Obligations Year to Date	Disbursements Year to Date	Obligations Year to Date	Disbursements Year to Date	Obligations Year to Date	Disbursements Year to Date
<b>Grand Total</b>	<b>119</b>	<b>131</b>	<b>-4,025</b>	<b>12,404</b>	<b>2,428,433</b>	<b>2,318,393</b>	<b>27,663</b>	<b>27,663</b>	<b>88,842</b>	<b>88,842</b>	<b>2,541,032</b>	<b>2,447,433</b>
<b>Army Total</b>	<b>12</b>	<b>24</b>	<b>-4,029</b>	<b>11,707</b>	<b>1,414,734</b>	<b>1,404,075</b>	<b>20,510</b>	<b>20,510</b>	<b>66,318</b>	<b>66,318</b>	<b>1,497,545</b>	<b>1,502,634</b>
<b>Army Active Total</b>	<b>0</b>	<b>0</b>	<b>0</b>	<b>0</b>	<b>1,317,022</b>	<b>1,317,022</b>	<b>20,510</b>	<b>20,510</b>	<b>66,318</b>	<b>66,318</b>	<b>1,403,850</b>	<b>1,403,850</b>
Military Personnel, Army												
1.1.1 Reserve Components Called To Active Duty	0	0	0	0	1,037,774	1,037,774	20,151	20,151	52,369	52,369	1,110,294	1,110,294
1.1.2 Imminent Danger or Hostile Fire Pay	0	0	0	0	24,848	24,848	0	0	1,172	1,172	26,020	26,020
1.1.3 Family Separation Allowance	0	0	0	0	29,178	29,178	113	113	1,408	1,408	30,699	30,699
1.1.4 Hardship Duty Pay	0	0	0	0	13,851	13,851	246	246	695	695	14,792	14,792
1.1.5 Subsistence	0	0	0	0	142,540	142,540	0	0	8,736	8,736	151,276	151,276
1.1.7 Other Military Personnel (Special Pay)	0	0	0	0	68,831	68,831	0	0	1,938	1,938	70,769	70,769
<b>1.0 Personnel Sub-Total</b>	<b>0</b>	<b>0</b>	<b>0</b>	<b>0</b>	<b>1,317,022</b>	<b>1,317,022</b>	<b>20,510</b>	<b>20,510</b>	<b>66,318</b>	<b>66,318</b>	<b>1,403,850</b>	<b>1,403,850</b>
<b>Army Reserve Total</b>	<b>5</b>	<b>5</b>	<b>-504</b>	<b>1,198</b>	<b>13,485</b>	<b>12,904</b>	<b>0</b>	<b>0</b>	<b>0</b>	<b>0</b>	<b>12,986</b>	<b>14,107</b>
Reserve Personnel, Army												
1.1.6 Reserve Components Predeployment Training	5	5	-504	1,198	13,485	12,904	0	0	0	0	12,986	14,107
<b>1.0 Personnel Sub-Total</b>	<b>5</b>	<b>5</b>	<b>-504</b>	<b>1,198</b>	<b>13,485</b>	<b>12,904</b>	<b>0</b>	<b>0</b>	<b>0</b>	<b>0</b>	<b>12,986</b>	<b>14,107</b>
<b>Army National Guard Total</b>	<b>7</b>	<b>19</b>	<b>-3,525</b>	<b>10,509</b>	<b>84,227</b>	<b>74,149</b>	<b>0</b>	<b>0</b>	<b>0</b>	<b>0</b>	<b>80,709</b>	<b>84,677</b>
National Guard Personnel, Army												
1.1.6 Reserve Components Predeployment Training	7	19	-3,547	10,483	84,227	74,149	0	0	0	0	80,687	84,651
1.1.7 Other Military Personnel (Special Pay)	0	0	22	26	0	0	0	0	0	0	22	26
<b>1.0 Personnel Sub-Total</b>	<b>7</b>	<b>19</b>	<b>-3,525</b>	<b>10,509</b>	<b>84,227</b>	<b>74,149</b>	<b>0</b>	<b>0</b>	<b>0</b>	<b>0</b>	<b>80,709</b>	<b>84,677</b>
<b>Navy/Marine Corps Total</b>	<b>0</b>	<b>0</b>	<b>0</b>	<b>0</b>	<b>410,460</b>	<b>325,116</b>	<b>0</b>	<b>0</b>	<b>0</b>	<b>0</b>	<b>410,460</b>	<b>325,116</b>
<b>Navy Total</b>	<b>0</b>	<b>0</b>	<b>0</b>	<b>0</b>	<b>263,045</b>	<b>258,878</b>	<b>0</b>	<b>0</b>	<b>0</b>	<b>0</b>	<b>263,045</b>	<b>258,878</b>
<b>Navy Active Total</b>	<b>0</b>	<b>0</b>	<b>0</b>	<b>0</b>	<b>251,121</b>	<b>248,962</b>	<b>0</b>	<b>0</b>	<b>0</b>	<b>0</b>	<b>251,121</b>	<b>248,962</b>
Military Personnel, Navy												
1.1.1 Reserve Components Called To Active Duty	0	0	0	0	190,831	190,831	0	0	0	0	190,831	190,831
1.1.2 Imminent Danger or Hostile Fire Pay	0	0	0	0	5,242	5,242	0	0	0	0	5,242	5,242
1.1.3 Family Separation Allowance	0	0	0	0	17,426	17,426	0	0	0	0	17,426	17,426
1.1.4 Hardship Duty Pay	0	0	0	0	2,813	2,813	0	0	0	0	2,813	2,813
1.1.5 Subsistence	0	0	0	0	20,004	20,004	0	0	0	0	20,004	20,004
1.1.7 Other Military Personnel (Special Pay)	0	0	0	0	14,805	12,646	0	0	0	0	14,805	12,646
<b>1.0 Personnel Sub-Total</b>	<b>0</b>	<b>0</b>	<b>0</b>	<b>0</b>	<b>251,121</b>	<b>248,962</b>	<b>0</b>	<b>0</b>	<b>0</b>	<b>0</b>	<b>251,121</b>	<b>248,962</b>
<b>Navy Reserve Total</b>	<b>0</b>	<b>0</b>	<b>0</b>	<b>0</b>	<b>11,924</b>	<b>9,916</b>	<b>0</b>	<b>0</b>	<b>0</b>	<b>0</b>	<b>11,924</b>	<b>9,916</b>
Reserve Personnel, Navy												

**COST OF WAR**  
**Military Personnel (MILPERS) Summary Execution by Operation, Component, Appropriation and Cost Breakdown Structure (CBS)**  
**Fiscal Year 2007 - 2016**  
**(Amounts in Thousands)**  
**As of June 30, 2016**

Component and Appropriation	Operation New Dawn (OND) / Post-OND Iraq Activities		Operation Enduring Freedom		Operation Freedom's Sentinel		Operation Noble Eagle		Operation Inherent Resolve		Summary	
	Obligations Year to Date	Disbursements Year to Date	Obligations Year to Date	Disbursements Year to Date	Obligations Year to Date	Disbursements Year to Date	Obligations Year to Date	Disbursements Year to Date	Obligations Year to Date	Disbursements Year to Date	Obligations Year to Date	Disbursements Year to Date
1.1.2 Imminent Danger or Hostile Fire Pay	0	0	0	0	36	36	0	0	0	0	36	36
1.1.4 Hardship Duty Pay	0	0	0	0	60	60	0	0	0	0	60	60
1.1.6 Reserve Components Predeployment Training	0	0	0	0	11,779	9,771	0	0	0	0	11,779	9,771
1.1.7 Other Military Personnel (Special Pay)	0	0	0	0	49	49	0	0	0	0	49	49
<b>1.0 Personnel Sub-Total</b>	<b>0</b>	<b>0</b>	<b>0</b>	<b>0</b>	<b>11,924</b>	<b>9,916</b>	<b>0</b>	<b>0</b>	<b>0</b>	<b>0</b>	<b>11,924</b>	<b>9,916</b>
<b>Marine Corps Total</b>	<b>0</b>	<b>0</b>	<b>0</b>	<b>0</b>	<b>147,415</b>	<b>66,238</b>	<b>0</b>	<b>0</b>	<b>0</b>	<b>0</b>	<b>147,415</b>	<b>66,238</b>
<b>Marine Corps Active Total</b>	<b>0</b>	<b>0</b>	<b>0</b>	<b>0</b>	<b>145,925</b>	<b>65,548</b>	<b>0</b>	<b>0</b>	<b>0</b>	<b>0</b>	<b>145,925</b>	<b>65,548</b>
Military Personnel, Marine Corps												
1.1.1 Reserve Components Called To Active Duty	0	0	0	0	73,148	36,213	0	0	0	0	73,148	36,213
1.1.2 Imminent Danger or Hostile Fire Pay	0	0	0	0	3,158	1,216	0	0	0	0	3,158	1,216
1.1.3 Family Separation Allowance	0	0	0	0	6,106	2,639	0	0	0	0	6,106	2,639
1.1.4 Hardship Duty Pay	0	0	0	0	2,077	971	0	0	0	0	2,077	971
1.1.5 Subsistence	0	0	0	0	2,564	1,261	0	0	0	0	2,564	1,261
1.1.7 Other Military Personnel (Special Pay)	0	0	0	0	2,652	624	0	0	0	0	2,652	624
1.1.8 Active Component Overstrength	0	0	0	0	56,220	22,624	0	0	0	0	56,220	22,624
<b>1.0 Personnel Sub-Total</b>	<b>0</b>	<b>0</b>	<b>0</b>	<b>0</b>	<b>145,925</b>	<b>65,548</b>	<b>0</b>	<b>0</b>	<b>0</b>	<b>0</b>	<b>145,925</b>	<b>65,548</b>
<b>Marine Corps Reserve Total</b>	<b>0</b>	<b>0</b>	<b>0</b>	<b>0</b>	<b>1,490</b>	<b>690</b>	<b>0</b>	<b>0</b>	<b>0</b>	<b>0</b>	<b>1,490</b>	<b>690</b>
Reserve Personnel, Marine Corps												
1.1.2 Imminent Danger or Hostile Fire Pay	0	0	0	0	4	3	0	0	0	0	4	3
1.1.3 Family Separation Allowance	0	0	0	0	15	10	0	0	0	0	15	10
1.1.4 Hardship Duty Pay	0	0	0	0	4	3	0	0	0	0	4	3
1.1.6 Reserve Components Predeployment Training	0	0	0	0	1,467	674	0	0	0	0	1,467	674
<b>1.0 Personnel Sub-Total</b>	<b>0</b>	<b>0</b>	<b>0</b>	<b>0</b>	<b>1,490</b>	<b>690</b>	<b>0</b>	<b>0</b>	<b>0</b>	<b>0</b>	<b>1,490</b>	<b>690</b>
<b>Air Force Total</b>	<b>107</b>	<b>107</b>	<b>4</b>	<b>697</b>	<b>603,239</b>	<b>589,202</b>	<b>7,153</b>	<b>7,153</b>	<b>22,524</b>	<b>22,524</b>	<b>633,027</b>	<b>619,683</b>
<b>Air Force Active Total</b>	<b>107</b>	<b>107</b>	<b>0</b>	<b>0</b>	<b>583,575</b>	<b>583,575</b>	<b>7,153</b>	<b>7,153</b>	<b>22,524</b>	<b>22,524</b>	<b>613,359</b>	<b>613,359</b>
Military Personnel, Air Force												
1.1.1 Reserve Components Called To Active Duty	93	93	0	0	448,726	448,726	7,037	7,037	11,242	11,242	467,098	467,098
1.1.2 Imminent Danger or Hostile Fire Pay	1	1	0	0	13,295	13,295	0	0	1,004	1,004	14,300	14,300
1.1.3 Family Separation Allowance	2	2	0	0	18,062	18,062	116	116	1,578	1,578	19,758	19,758
1.1.4 Hardship Duty Pay	1	1	0	0	12,516	12,516	0	0	1,086	1,086	13,603	13,603
1.1.5 Subsistence	9	9	0	0	71,581	71,581	0	0	5,875	5,875	77,465	77,465
1.1.7 Other Military Personnel (Special Pay)	1	1	0	0	19,395	19,395	0	0	1,739	1,739	21,135	21,135
<b>1.0 Personnel Sub-Total</b>	<b>107</b>	<b>107</b>	<b>0</b>	<b>0</b>	<b>583,575</b>	<b>583,575</b>	<b>7,153</b>	<b>7,153</b>	<b>22,524</b>	<b>22,524</b>	<b>613,359</b>	<b>613,359</b>

**COST OF WAR**  
**Military Personnel (MILPERS) Summary Execution by Operation, Component, Appropriation and Cost Breakdown Structure (CBS)**  
**Fiscal Year 2007 - 2016**  
**(Amounts in Thousands)**  
**As of June 30, 2016**

Component and Appropriation	Operation New Dawn (OND) / Post-OND Iraq Activities		Operation Enduring Freedom		Operation Freedom's Sentinel		Operation Noble Eagle		Operation Inherent Resolve		Summary	
	Obligations Year to Date	Disbursements Year to Date	Obligations Year to Date	Disbursements Year to Date	Obligations Year to Date	Disbursements Year to Date	Obligations Year to Date	Disbursements Year to Date	Obligations Year to Date	Disbursements Year to Date	Obligations Year to Date	Disbursements Year to Date
<b>Air Force Reserve Total</b>	0	0	4	697	15,275	2,163	0	0	0	0	15,279	2,860
Reserve Personnel, Air Force												
1.1.6 Reserve Components Predeployment Training	0	0	4	697	15,275	2,163	0	0	0	0	15,279	2,860
<b>1.0 Personnel Sub-Total</b>	0	0	4	697	15,275	2,163	0	0	0	0	15,279	2,860
<b>Air Force National Guard Total</b>	0	0	0	0	4,389	3,464	0	0	0	0	4,389	3,464
National Guard Personnel, Air Force												
1.1.1 Reserve Components Called To Active Duty	0	0	0	0	298	166	0	0	0	0	298	166
1.1.6 Reserve Components Predeployment Training	0	0	0	0	4,091	3,298	0	0	0	0	4,091	3,298
<b>1.0 Personnel Sub-Total</b>	0	0	0	0	4,389	3,464	0	0	0	0	4,389	3,464

**COST OF WAR**  
**Military Personnel (MILPERS) Summary Execution by Operation and Cost Breakdown Structure (CBS)**  
**Beginning Fiscal Year - 2016**  
**(Amounts in Thousands)**  
**As of June 30, 2016**

	Operation New Dawn (OND) / Post-OND Iraq Activities		Operation Enduring Freedom		Operation Freedom's Sentinel		Operation Noble Eagle		Operation Inherent Resolve		Summary	
	Obligations Year to Date	Disbursements Year to Date	Obligations Year to Date	Disbursements Year to Date	Obligations Year to Date	Disbursements Year to Date	Obligations Year to Date	Disbursements Year to Date	Obligations Year to Date	Disbursements Year to Date	Obligations Year to Date	Disbursements Year to Date
<b>CBS Summary</b>												
<b>MILPERS CBS Summary Total</b>	<b>107</b>	<b>107</b>	<b>0</b>	<b>0</b>	<b>2,428,433</b>	<b>2,318,393</b>	<b>27,663</b>	<b>27,663</b>	<b>88,842</b>	<b>88,842</b>	<b>2,545,045</b>	<b>2,435,005</b>
1.0 Personnel Costs	107	107	0	0	2,428,433	2,318,393	27,663	27,663	88,842	88,842	2,545,045	2,435,005
1.1.1 Reserve Components Called To Active Duty	93	93	0	0	1,750,777	1,713,710	27,188	27,188	63,611	63,611	1,841,669	1,804,602
1.1.2 Imminent Danger or Hostile Fire Pay	1	1	0	0	46,583	44,640	0	0	2,176	2,176	48,760	46,817
1.1.3 Family Separation Allowance	2	2	0	0	70,787	67,315	229	229	2,986	2,986	74,004	70,532
1.1.4 Hardship Duty Pay	1	1	0	0	31,321	30,214	246	246	1,781	1,781	33,349	32,242
1.1.5 Subsistence	9	9	0	0	236,689	235,386	0	0	14,611	14,611	251,309	250,006
1.1.6 Reserve Components Predeployment Training	0	0	0	0	130,324	102,959	0	0	0	0	130,324	102,959
1.1.7 Other Military Personnel (Special Pay)	1	1	0	0	105,732	101,545	0	0	3,677	3,677	109,410	105,223
1.1.8 Active Component Overstrength	0	0	0	0	56,220	22,624	0	0	0	0	56,220	22,624
<b>1.0 Personnel Sub-Total</b>	<b>107</b>	<b>107</b>	<b>0</b>	<b>0</b>	<b>2,428,433</b>	<b>2,318,393</b>	<b>27,663</b>	<b>27,663</b>	<b>88,842</b>	<b>88,842</b>	<b>2,545,045</b>	<b>2,435,005</b>

**COST OF WAR**  
**Military Personnel (MILPERS) Summary Execution by Operation, Component, and Cost Breakdown Structure (CBS)**  
**Beginning Fiscal Year - 2016**  
**(Amounts in Thousands)**  
**As of June 30, 2016**

Component	Operation New Dawn (OND) / Post-OND Iraq Activities		Operation Enduring Freedom		Operation Freedom's Sentinel		Operation Noble Eagle		Operation Inherent Resolve		Summary	
	Obligations Year To Date	Disbursements Year To Date	Obligations Year To Date	Disbursements Year To Date	Obligations Year To Date	Disbursements Year To Date	Obligations Year To Date	Disbursements Year To Date	Obligations Year To Date	Disbursements Year To Date	Obligations Year To Date	Disbursements Year To Date
<b>Grand Total</b>	<b>107</b>	<b>107</b>	<b>0</b>	<b>0</b>	<b>2,428,433</b>	<b>2,318,393</b>	<b>27,663</b>	<b>27,663</b>	<b>88,842</b>	<b>88,842</b>	<b>2,545,045</b>	<b>2,435,005</b>
<b>Army Total</b>	<b>0</b>	<b>0</b>	<b>0</b>	<b>0</b>	<b>1,414,734</b>	<b>1,404,075</b>	<b>20,510</b>	<b>20,510</b>	<b>66,318</b>	<b>66,318</b>	<b>1,501,562</b>	<b>1,490,903</b>
1.1.1 Reserve Components Called To Active Duty	0	0	0	0	1,037,774	1,037,774	20,151	20,151	52,369	52,369	1,110,294	1,110,294
1.1.2 Imminent Danger or Hostile Fire Pay	0	0	0	0	24,848	24,848	0	0	1,172	1,172	26,020	26,020
1.1.3 Family Separation Allowance	0	0	0	0	29,178	29,178	113	113	1,408	1,408	30,699	30,699
1.1.4 Hardship Duty Pay	0	0	0	0	13,851	13,851	246	246	695	695	14,792	14,792
1.1.5 Subsistence	0	0	0	0	142,540	142,540	0	0	8,736	8,736	151,276	151,276
1.1.6 Reserve Components Predeployment Training	0	0	0	0	97,712	87,053	0	0	0	0	97,712	87,053
1.1.7 Other Military Personnel (Special Pay)	0	0	0	0	68,831	68,831	0	0	1,938	1,938	70,769	70,769
<b>1.0 Personnel Sub-Total</b>	<b>0</b>	<b>0</b>	<b>0</b>	<b>0</b>	<b>1,414,734</b>	<b>1,404,075</b>	<b>20,510</b>	<b>20,510</b>	<b>66,318</b>	<b>66,318</b>	<b>1,501,562</b>	<b>1,490,903</b>
<b>Navy/Marine Corps Total</b>	<b>0</b>	<b>0</b>	<b>0</b>	<b>0</b>	<b>410,460</b>	<b>325,116</b>	<b>0</b>	<b>0</b>	<b>0</b>	<b>0</b>	<b>410,460</b>	<b>325,116</b>
<b>Navy Total</b>	<b>0</b>	<b>0</b>	<b>0</b>	<b>0</b>	<b>263,045</b>	<b>258,878</b>	<b>0</b>	<b>0</b>	<b>0</b>	<b>0</b>	<b>263,045</b>	<b>258,878</b>
1.1.1 Reserve Components Called To Active Duty	0	0	0	0	190,831	190,831	0	0	0	0	190,831	190,831
1.1.2 Imminent Danger or Hostile Fire Pay	0	0	0	0	5,278	5,278	0	0	0	0	5,278	5,278
1.1.3 Family Separation Allowance	0	0	0	0	17,426	17,426	0	0	0	0	17,426	17,426
1.1.4 Hardship Duty Pay	0	0	0	0	2,873	2,873	0	0	0	0	2,873	2,873
1.1.5 Subsistence	0	0	0	0	20,004	20,004	0	0	0	0	20,004	20,004
1.1.6 Reserve Components Predeployment Training	0	0	0	0	11,779	9,771	0	0	0	0	11,779	9,771
1.1.7 Other Military Personnel (Special Pay)	0	0	0	0	14,854	12,695	0	0	0	0	14,854	12,695
<b>1.0 Personnel Sub-Total</b>	<b>0</b>	<b>0</b>	<b>0</b>	<b>0</b>	<b>263,045</b>	<b>258,878</b>	<b>0</b>	<b>0</b>	<b>0</b>	<b>0</b>	<b>263,045</b>	<b>258,878</b>
<b>Marine Corps Total</b>	<b>0</b>	<b>0</b>	<b>0</b>	<b>0</b>	<b>147,415</b>	<b>66,238</b>	<b>0</b>	<b>0</b>	<b>0</b>	<b>0</b>	<b>147,415</b>	<b>66,238</b>
1.1.1 Reserve Components Called To Active Duty	0	0	0	0	73,148	36,213	0	0	0	0	73,148	36,213
1.1.2 Imminent Danger or Hostile Fire Pay	0	0	0	0	3,162	1,219	0	0	0	0	3,162	1,219
1.1.3 Family Separation Allowance	0	0	0	0	6,121	2,649	0	0	0	0	6,121	2,649
1.1.4 Hardship Duty Pay	0	0	0	0	2,081	974	0	0	0	0	2,081	974
1.1.5 Subsistence	0	0	0	0	2,564	1,261	0	0	0	0	2,564	1,261
1.1.6 Reserve Components Predeployment Training	0	0	0	0	1,467	674	0	0	0	0	1,467	674
1.1.7 Other Military Personnel (Special Pay)	0	0	0	0	2,652	624	0	0	0	0	2,652	624
1.1.8 Active Component Overstrength	0	0	0	0	56,220	22,624	0	0	0	0	56,220	22,624
<b>1.0 Personnel Sub-Total</b>	<b>0</b>	<b>0</b>	<b>0</b>	<b>0</b>	<b>147,415</b>	<b>66,238</b>	<b>0</b>	<b>0</b>	<b>0</b>	<b>0</b>	<b>147,415</b>	<b>66,238</b>
<b>Air Force Total</b>	<b>107</b>	<b>107</b>	<b>0</b>	<b>0</b>	<b>603,239</b>	<b>589,202</b>	<b>7,153</b>	<b>7,153</b>	<b>22,524</b>	<b>22,524</b>	<b>633,023</b>	<b>618,986</b>
1.1.1 Reserve Components Called To Active Duty	93	93	0	0	449,024	448,892	7,037	7,037	11,242	11,242	467,396	467,264
1.1.2 Imminent Danger or Hostile Fire Pay	1	1	0	0	13,295	13,295	0	0	1,004	1,004	14,300	14,300



**COST OF WAR**  
**Military Personnel (MILPERS) Summary Execution by Operation, Component, and Cost Breakdown Structure (CBS)**  
**Beginning Fiscal Year - 2016**  
**(Amounts in Thousands)**  
**As of June 30, 2016**

Component	Operation New Dawn (OND) / Post-OND Iraq Activities		Operation Enduring Freedom		Operation Freedom's Sentinel		Operation Noble Eagle		Operation Inherent Resolve		Summary	
	Obligations Year To Date	Disbursements Year To Date	Obligations Year To Date	Disbursements Year To Date	Obligations Year To Date	Disbursements Year To Date	Obligations Year To Date	Disbursements Year To Date	Obligations Year To Date	Disbursements Year To Date	Obligations Year To Date	Disbursements Year To Date
1.1.3 Family Separation Allowance	2	2	0	0	18,062	18,062	116	116	1,578	1,578	19,758	19,758
1.1.4 Hardship Duty Pay	1	1	0	0	12,516	12,516	0	0	1,086	1,086	13,603	13,603
1.1.5 Subsistence	9	9	0	0	71,581	71,581	0	0	5,875	5,875	77,465	77,465
1.1.6 Reserve Components Predeployment Training	0	0	0	0	19,366	5,461	0	0	0	0	19,366	5,461
1.1.7 Other Military Personnel (Special Pay)	1	1	0	0	19,395	19,395	0	0	1,739	1,739	21,135	21,135
<b>1.0 Personnel Sub-Total</b>	<b>107</b>	<b>107</b>	<b>0</b>	<b>0</b>	<b>603,239</b>	<b>589,202</b>	<b>7,153</b>	<b>7,153</b>	<b>22,524</b>	<b>22,524</b>	<b>633,023</b>	<b>618,986</b>

**COST OF WAR**  
**Military Personnel (MILPERS) Summary Execution by Operation, Component, Appropriation and Cost Breakdown Structure (CBS)**  
**Beginning Fiscal Year - 2016**  
**(Amounts in Thousands)**  
**As of June 30, 2016**

Component and Appropriation	Operation New Dawn (OND) / Post-OND Iraq Activities		Operation Enduring Freedom		Operation Freedom's Sentinel		Operation Noble Eagle		Operation Inherent Resolve		Summary	
	Obligations Year to Date	Disbursements Year to Date	Obligations Year to Date	Disbursements Year to Date	Obligations Year to Date	Disbursements Year to Date	Obligations Year to Date	Disbursements Year to Date	Obligations Year to Date	Disbursements Year to Date	Obligations Year to Date	Disbursements Year to Date
<b>Grand Total</b>	<b>107</b>	<b>107</b>	<b>0</b>	<b>0</b>	<b>2,428,433</b>	<b>2,318,393</b>	<b>27,663</b>	<b>27,663</b>	<b>88,842</b>	<b>88,842</b>	<b>2,545,045</b>	<b>2,435,005</b>
<b>Army Total</b>	<b>0</b>	<b>0</b>	<b>0</b>	<b>0</b>	<b>1,414,734</b>	<b>1,404,075</b>	<b>20,510</b>	<b>20,510</b>	<b>66,318</b>	<b>66,318</b>	<b>1,501,562</b>	<b>1,490,903</b>
<b>Army Active Total</b>	<b>0</b>	<b>0</b>	<b>0</b>	<b>0</b>	<b>1,317,022</b>	<b>1,317,022</b>	<b>20,510</b>	<b>20,510</b>	<b>66,318</b>	<b>66,318</b>	<b>1,403,850</b>	<b>1,403,850</b>
Military Personnel, Army												
1.1.1 Reserve Components Called To Active Duty	0	0	0	0	1,037,774	1,037,774	20,151	20,151	52,369	52,369	1,110,294	1,110,294
1.1.2 Imminent Danger or Hostile Fire Pay	0	0	0	0	24,848	24,848	0	0	1,172	1,172	26,020	26,020
1.1.3 Family Separation Allowance	0	0	0	0	29,178	29,178	113	113	1,408	1,408	30,699	30,699
1.1.4 Hardship Duty Pay	0	0	0	0	13,851	13,851	246	246	695	695	14,792	14,792
1.1.5 Subsistence	0	0	0	0	142,540	142,540	0	0	8,736	8,736	151,276	151,276
1.1.7 Other Military Personnel (Special Pay)	0	0	0	0	68,831	68,831	0	0	1,938	1,938	70,769	70,769
<b>1.0 Personnel Sub-Total</b>	<b>0</b>	<b>0</b>	<b>0</b>	<b>0</b>	<b>1,317,022</b>	<b>1,317,022</b>	<b>20,510</b>	<b>20,510</b>	<b>66,318</b>	<b>66,318</b>	<b>1,403,850</b>	<b>1,403,850</b>
<b>Army Reserve Total</b>	<b>0</b>	<b>0</b>	<b>0</b>	<b>0</b>	<b>13,485</b>	<b>12,904</b>	<b>0</b>	<b>0</b>	<b>0</b>	<b>0</b>	<b>13,485</b>	<b>12,904</b>
Reserve Personnel, Army												
1.1.6 Reserve Components Predeployment Training	0	0	0	0	13,485	12,904	0	0	0	0	13,485	12,904
<b>1.0 Personnel Sub-Total</b>	<b>0</b>	<b>0</b>	<b>0</b>	<b>0</b>	<b>13,485</b>	<b>12,904</b>	<b>0</b>	<b>0</b>	<b>0</b>	<b>0</b>	<b>13,485</b>	<b>12,904</b>
<b>Army National Guard Total</b>	<b>0</b>	<b>0</b>	<b>0</b>	<b>0</b>	<b>84,227</b>	<b>74,149</b>	<b>0</b>	<b>0</b>	<b>0</b>	<b>0</b>	<b>84,227</b>	<b>74,149</b>
National Guard Personnel, Army												
1.1.6 Reserve Components Predeployment Training	0	0	0	0	84,227	74,149	0	0	0	0	84,227	74,149
<b>1.0 Personnel Sub-Total</b>	<b>0</b>	<b>0</b>	<b>0</b>	<b>0</b>	<b>84,227</b>	<b>74,149</b>	<b>0</b>	<b>0</b>	<b>0</b>	<b>0</b>	<b>84,227</b>	<b>74,149</b>
<b>Navy/Marine Corps Total</b>	<b>0</b>	<b>0</b>	<b>0</b>	<b>0</b>	<b>410,460</b>	<b>325,116</b>	<b>0</b>	<b>0</b>	<b>0</b>	<b>0</b>	<b>410,460</b>	<b>325,116</b>
<b>Navy Total</b>	<b>0</b>	<b>0</b>	<b>0</b>	<b>0</b>	<b>263,045</b>	<b>258,878</b>	<b>0</b>	<b>0</b>	<b>0</b>	<b>0</b>	<b>263,045</b>	<b>258,878</b>
<b>Navy Active Total</b>	<b>0</b>	<b>0</b>	<b>0</b>	<b>0</b>	<b>251,121</b>	<b>248,962</b>	<b>0</b>	<b>0</b>	<b>0</b>	<b>0</b>	<b>251,121</b>	<b>248,962</b>
Military Personnel, Navy												
1.1.1 Reserve Components Called To Active Duty	0	0	0	0	190,831	190,831	0	0	0	0	190,831	190,831
1.1.2 Imminent Danger or Hostile Fire Pay	0	0	0	0	5,242	5,242	0	0	0	0	5,242	5,242
1.1.3 Family Separation Allowance	0	0	0	0	17,426	17,426	0	0	0	0	17,426	17,426
1.1.4 Hardship Duty Pay	0	0	0	0	2,813	2,813	0	0	0	0	2,813	2,813
1.1.5 Subsistence	0	0	0	0	20,004	20,004	0	0	0	0	20,004	20,004
1.1.7 Other Military Personnel (Special Pay)	0	0	0	0	14,805	12,646	0	0	0	0	14,805	12,646
<b>1.0 Personnel Sub-Total</b>	<b>0</b>	<b>0</b>	<b>0</b>	<b>0</b>	<b>251,121</b>	<b>248,962</b>	<b>0</b>	<b>0</b>	<b>0</b>	<b>0</b>	<b>251,121</b>	<b>248,962</b>
<b>Navy Reserve Total</b>	<b>0</b>	<b>0</b>	<b>0</b>	<b>0</b>	<b>11,924</b>	<b>9,916</b>	<b>0</b>	<b>0</b>	<b>0</b>	<b>0</b>	<b>11,924</b>	<b>9,916</b>
Reserve Personnel, Navy												
1.1.2 Imminent Danger or Hostile Fire Pay	0	0	0	0	36	36	0	0	0	0	36	36

**COST OF WAR**  
**Military Personnel (MILPERS) Summary Execution by Operation, Component, Appropriation and Cost Breakdown Structure (CBS)**  
**Beginning Fiscal Year - 2016**  
**(Amounts in Thousands)**  
**As of June 30, 2016**

Component and Appropriation	Operation New Dawn (OND) / Post-OND Iraq Activities		Operation Enduring Freedom		Operation Freedom's Sentinel		Operation Noble Eagle		Operation Inherent Resolve		Summary	
	Obligations Year to Date	Disbursements Year to Date	Obligations Year to Date	Disbursements Year to Date	Obligations Year to Date	Disbursements Year to Date	Obligations Year to Date	Disbursements Year to Date	Obligations Year to Date	Disbursements Year to Date	Obligations Year to Date	Disbursements Year to Date
1.1.4 Hardship Duty Pay	0	0	0	0	60	60	0	0	0	0	60	60
1.1.6 Reserve Components Predeployment Training	0	0	0	0	11,779	9,771	0	0	0	0	11,779	9,771
1.1.7 Other Military Personnel (Special Pay)	0	0	0	0	49	49	0	0	0	0	49	49
<b>1.0 Personnel Sub-Total</b>	<b>0</b>	<b>0</b>	<b>0</b>	<b>0</b>	<b>11,924</b>	<b>9,916</b>	<b>0</b>	<b>0</b>	<b>0</b>	<b>0</b>	<b>11,924</b>	<b>9,916</b>
<b>Marine Corps Total</b>	<b>0</b>	<b>0</b>	<b>0</b>	<b>0</b>	<b>147,415</b>	<b>66,238</b>	<b>0</b>	<b>0</b>	<b>0</b>	<b>0</b>	<b>147,415</b>	<b>66,238</b>
<b>Marine Corps Active Total</b>	<b>0</b>	<b>0</b>	<b>0</b>	<b>0</b>	<b>145,925</b>	<b>65,548</b>	<b>0</b>	<b>0</b>	<b>0</b>	<b>0</b>	<b>145,925</b>	<b>65,548</b>
Military Personnel, Marine Corps												
1.1.1 Reserve Components Called To Active Duty	0	0	0	0	73,148	36,213	0	0	0	0	73,148	36,213
1.1.2 Imminent Danger or Hostile Fire Pay	0	0	0	0	3,158	1,216	0	0	0	0	3,158	1,216
1.1.3 Family Separation Allowance	0	0	0	0	6,106	2,639	0	0	0	0	6,106	2,639
1.1.4 Hardship Duty Pay	0	0	0	0	2,077	971	0	0	0	0	2,077	971
1.1.5 Subsistence	0	0	0	0	2,564	1,261	0	0	0	0	2,564	1,261
1.1.7 Other Military Personnel (Special Pay)	0	0	0	0	2,652	624	0	0	0	0	2,652	624
1.1.8 Active Component Overstrength	0	0	0	0	56,220	22,624	0	0	0	0	56,220	22,624
<b>1.0 Personnel Sub-Total</b>	<b>0</b>	<b>0</b>	<b>0</b>	<b>0</b>	<b>145,925</b>	<b>65,548</b>	<b>0</b>	<b>0</b>	<b>0</b>	<b>0</b>	<b>145,925</b>	<b>65,548</b>
<b>Marine Corps Reserve Total</b>	<b>0</b>	<b>0</b>	<b>0</b>	<b>0</b>	<b>1,490</b>	<b>690</b>	<b>0</b>	<b>0</b>	<b>0</b>	<b>0</b>	<b>1,490</b>	<b>690</b>
Reserve Personnel, Marine Corps												
1.1.2 Imminent Danger or Hostile Fire Pay	0	0	0	0	4	3	0	0	0	0	4	3
1.1.3 Family Separation Allowance	0	0	0	0	15	10	0	0	0	0	15	10
1.1.4 Hardship Duty Pay	0	0	0	0	4	3	0	0	0	0	4	3
1.1.6 Reserve Components Predeployment Training	0	0	0	0	1,467	674	0	0	0	0	1,467	674
<b>1.0 Personnel Sub-Total</b>	<b>0</b>	<b>0</b>	<b>0</b>	<b>0</b>	<b>1,490</b>	<b>690</b>	<b>0</b>	<b>0</b>	<b>0</b>	<b>0</b>	<b>1,490</b>	<b>690</b>
<b>Air Force Total</b>	<b>107</b>	<b>107</b>	<b>0</b>	<b>0</b>	<b>603,239</b>	<b>589,202</b>	<b>7,153</b>	<b>7,153</b>	<b>22,524</b>	<b>22,524</b>	<b>633,023</b>	<b>618,986</b>
<b>Air Force Active Total</b>	<b>107</b>	<b>107</b>	<b>0</b>	<b>0</b>	<b>583,575</b>	<b>583,575</b>	<b>7,153</b>	<b>7,153</b>	<b>22,524</b>	<b>22,524</b>	<b>613,359</b>	<b>613,359</b>
Military Personnel, Air Force												
1.1.1 Reserve Components Called To Active Duty	93	93	0	0	448,726	448,726	7,037	7,037	11,242	11,242	467,098	467,098
1.1.2 Imminent Danger or Hostile Fire Pay	1	1	0	0	13,295	13,295	0	0	1,004	1,004	14,300	14,300
1.1.3 Family Separation Allowance	2	2	0	0	18,062	18,062	116	116	1,578	1,578	19,758	19,758
1.1.4 Hardship Duty Pay	1	1	0	0	12,516	12,516	0	0	1,086	1,086	13,603	13,603
1.1.5 Subsistence	9	9	0	0	71,581	71,581	0	0	5,875	5,875	77,465	77,465
1.1.7 Other Military Personnel (Special Pay)	1	1	0	0	19,395	19,395	0	0	1,739	1,739	21,135	21,135
<b>1.0 Personnel Sub-Total</b>	<b>107</b>	<b>107</b>	<b>0</b>	<b>0</b>	<b>583,575</b>	<b>583,575</b>	<b>7,153</b>	<b>7,153</b>	<b>22,524</b>	<b>22,524</b>	<b>613,359</b>	<b>613,359</b>
<b>Air Force Reserve Total</b>	<b>0</b>	<b>0</b>	<b>0</b>	<b>0</b>	<b>15,275</b>	<b>2,163</b>	<b>0</b>	<b>0</b>	<b>0</b>	<b>0</b>	<b>15,275</b>	<b>2,163</b>

**COST OF WAR**  
**Military Personnel (MILPERS) Summary Execution by Operation, Component, Appropriation and Cost Breakdown Structure (CBS)**  
**Beginning Fiscal Year - 2016**  
**(Amounts in Thousands)**  
**As of June 30, 2016**

Component and Appropriation	Operation New Dawn (OND) / Post-OND Iraq Activities		Operation Enduring Freedom		Operation Freedom's Sentinel		Operation Noble Eagle		Operation Inherent Resolve		Summary	
	Obligations Year to Date	Disbursements Year to Date	Obligations Year to Date	Disbursements Year to Date	Obligations Year to Date	Disbursements Year to Date	Obligations Year to Date	Disbursements Year to Date	Obligations Year to Date	Disbursements Year to Date	Obligations Year to Date	Disbursements Year to Date
Reserve Personnel, Air Force												
1.1.6 Reserve Components Predeployment Training	0	0	0	0	15,275	2,163	0	0	0	0	15,275	2,163
<b>1.0 Personnel Sub-Total</b>	<b>0</b>	<b>0</b>	<b>0</b>	<b>0</b>	<b>15,275</b>	<b>2,163</b>	<b>0</b>	<b>0</b>	<b>0</b>	<b>0</b>	<b>15,275</b>	<b>2,163</b>
<b>Air Force National Guard Total</b>	<b>0</b>	<b>0</b>	<b>0</b>	<b>0</b>	<b>4,389</b>	<b>3,464</b>	<b>0</b>	<b>0</b>	<b>0</b>	<b>0</b>	<b>4,389</b>	<b>3,464</b>
National Guard Personnel, Air Force												
1.1.1 Reserve Components Called To Active Duty	0	0	0	0	298	166	0	0	0	0	298	166
1.1.6 Reserve Components Predeployment Training	0	0	0	0	4,091	3,298	0	0	0	0	4,091	3,298
<b>1.0 Personnel Sub-Total</b>	<b>0</b>	<b>0</b>	<b>0</b>	<b>0</b>	<b>4,389</b>	<b>3,464</b>	<b>0</b>	<b>0</b>	<b>0</b>	<b>0</b>	<b>4,389</b>	<b>3,464</b>

**Operation and Maintenance Subsidiary Report  
(Cost Breakdown Structure)**

**COST OF WAR**  
**Operation and Maintenance (O&M) Summary Execution by Operation and Cost Breakdown Structure (CBS)**  
**Fiscal Year 2007 - 2016**  
**(Amounts in Thousands)**  
**As of June 30, 2016**

CBS Summary	Operation New Dawn (OND) / Post-OND Iraq Activities		Operation Enduring Freedom		Operation Freedom's Sentinel		Operation Noble Eagle		Operation Inherent Resolve		Summary	
	Obligations Year to Date	Disbursements Year to Date	Obligations Year to Date	Disbursements Year to Date	Obligations Year to Date	Disbursements Year to Date	Obligations Year to Date	Disbursements Year to Date	Obligations Year to Date	Disbursements Year to Date	Obligations Year to Date	Disbursements Year to Date
<b>O&amp;M CBS Summary Total</b>	<b>1,097,202</b>	<b>1,454,374</b>	<b>-5,321,846</b>	<b>242,527</b>	<b>25,492,971</b>	<b>14,131,516</b>	<b>-10,450</b>	<b>-38,122</b>	<b>3,551,013</b>	<b>2,170,282</b>	<b>24,808,890</b>	<b>17,960,577</b>
1.0 Personnel Costs	8,317	10,072	162,223	164,391	249,034	208,416	1,023	1,005	8,504	8,036	429,101	391,920
2.0 Personnel Support Costs	44,319	31,753	-137,639	99,723	1,183,530	819,621	7,925	6,039	38,275	29,708	1,136,410	986,844
3.0 Operating Support Costs	1,056,372	1,415,068	-4,027,306	589,411	16,798,688	7,825,437	-20,522	-45,748	2,491,518	1,283,792	16,298,750	11,067,960
4.0 Transportation Costs	-6,375	-2,590	-289,761	126,530	2,672,427	1,538,244	1,124	582	200,194	174,189	2,577,609	1,836,955
7.0 Other Support Costs	-5,431	71	-1,029,363	-737,528	4,589,292	3,739,798	0	0	812,522	674,557	4,367,020	3,676,898
1.1.2 Imminent Danger or Hostile Fire Pay	0	0	7	7	0	0	0	0	0	0	7	7
1.1.5 Subsistence	0	0	-1,282	-1,276	0	0	0	0	0	0	-1,282	-1,276
1.1.6 Reserve Components Predeployment Training	0	0	0	0	0	0	120	120	0	0	120	120
1.1.7 Other Military Personnel (Special Pay)	0	0	-1,274	-1,010	1,415	1,484	0	0	0	0	141	474
1.2.1 Civilian Premium Pay	2,371	2,667	168,304	169,381	192,360	152,579	248	230	1,677	1,615	364,960	326,472
1.2.2 Civilian Temporary Hires	5,946	7,405	-3,532	-2,710	55,259	54,352	655	655	6,827	6,421	65,155	66,123
1.2.3 MRAP Vehicles	0	0	0	-1	0	1	0	0	0	0	0	0
<b>1.0 Personnel Sub-Total</b>	<b>8,317</b>	<b>10,072</b>	<b>162,223</b>	<b>164,391</b>	<b>249,034</b>	<b>208,416</b>	<b>1,023</b>	<b>1,005</b>	<b>8,504</b>	<b>8,036</b>	<b>429,101</b>	<b>391,920</b>
2.1 Temporary Duty (TDY)/Additional Duty (TAD)	15,126	14,881	-53,806	38,522	561,722	357,086	7,662	5,830	31,207	24,221	561,911	440,540
2.2 Clothing and Other Personnel Equipment & Supplies	-652	307	-51,901	3,681	184,967	88,816	0	0	1,801	1,508	134,215	94,312
2.2.1 Organizational Clothing	0	0	-262	-23	259	256	0	0	0	0	-3	233
2.3 Medical Support/Health Services	-8,657	-9,159	-16,097	13,766	253,781	251,750	263	209	4,469	3,178	233,759	259,744
2.4 Reserve Component Activation/Deactivation	8	7	-5,944	-3,781	11,080	8,474	0	0	243	221	5,387	4,921
2.5 Other Personnel Support	38,514	25,694	-9,629	47,558	167,750	110,326	0	0	555	580	197,190	184,158
2.6 Rest & Recreation	0	0	0	0	3,971	2,913	0	0	0	0	3,971	2,913
2.7 Body Armor	-20	23	0	0	0	0	0	0	0	0	-20	23
<b>2.0 Personnel Support Sub-Total</b>	<b>44,319</b>	<b>31,753</b>	<b>-137,639</b>	<b>99,723</b>	<b>1,183,530</b>	<b>819,621</b>	<b>7,925</b>	<b>6,039</b>	<b>38,275</b>	<b>29,708</b>	<b>1,136,410</b>	<b>986,844</b>
3.1 Training	176	175	-223,862	-144,765	250,901	91,778	0	0	3,031	1,230	30,246	-51,582
3.2 Operations (OPTEMPO) (Fuel, Other POL, Parts)	21,956	16,419	-180,394	-142,880	2,042,476	1,661,512	-49,877	-51,332	1,018,588	744,285	2,852,749	2,228,004
3.2.1 MRAP Vehicles Operation	0	0	-154	2,152	54,588	14,073	0	0	0	0	54,434	16,225
3.3 Other Supplies & Equipment	-78,411	-15,696	-8,535	311,356	834,181	525,716	149	149	211,268	105,400	958,652	926,925
3.4 Facilities/Base Support	-39,307	-28,231	-171,549	-12,809	654,469	220,200	3,440	750	34,568	23,464	481,621	203,374
3.4.1 MRAP Vehicles Facilities and Base Support	0	0	0	3,790	0	-4,548	0	0	0	0	0	-758
3.5.1 Organization Level Maintenance	-1,877	7	-31,246	8,739	175,577	98,000	0	0	0	0	142,454	106,746
3.5.2 Intermediate Level Maintenance	-1,771	4,093	75,408	52,417	202,412	116,050	0	0	45	41	276,094	172,601
3.5.3 Depot Level Maintenance	1,606,056	1,629,992	4,194,330	4,362,035	4,686,829	2,138,337	0	0	2,456	254	10,489,671	8,130,618

**COST OF WAR**  
**Operation and Maintenance (O&M) Summary Execution by Operation and Cost Breakdown Structure (CBS)**  
**Fiscal Year 2007 - 2016**  
**(Amounts in Thousands)**  
**As of June 30, 2016**

	Operation New Dawn (OND) / Post-OND Iraq Activities		Operation Enduring Freedom		Operation Freedom's Sentinel		Operation Noble Eagle		Operation Inherent Resolve		Summary	
	Obligations Year to Date	Disbursements Year to Date	Obligations Year to Date	Disbursements Year to Date	Obligations Year to Date	Disbursements Year to Date	Obligations Year to Date	Disbursements Year to Date	Obligations Year to Date	Disbursements Year to Date	Obligations Year to Date	Disbursements Year to Date
<b>CBS Summary</b>												
3.5.4 Contractor Logistics Support	-129,433	-87,297	-7,128,705	-5,068,613	730,764	122,802	13,802	1,605	129,027	8,942	-6,384,545	-5,022,561
3.5.6 MRAP Vehicles Equipment Maintenance	0	0	-20,550	-5,470	147,401	43,341	0	0	13,411	0	140,262	37,871
3.6 (C4I)	84,411	165,797	-306,308	601,385	2,450,509	852,807	518	-1,042	294,199	123,094	2,523,329	1,742,041
3.7 Other Services and Miscellaneous Contracts	-405,428	-270,191	-225,741	622,074	4,565,924	1,945,369	11,446	4,122	784,925	277,082	4,731,126	2,578,456
3.9 Psychological Operations (Information Operations)	0	0	0	0	2,657	0	0	0	0	0	2,657	0
<b>3.0 Operating Support Sub-Total</b>	<b>1,056,372</b>	<b>1,415,068</b>	<b>-4,027,306</b>	<b>589,411</b>	<b>16,798,688</b>	<b>7,825,437</b>	<b>-20,522</b>	<b>-45,748</b>	<b>2,491,518</b>	<b>1,283,792</b>	<b>16,298,750</b>	<b>11,067,960</b>
4.1 Airlift	-5,249	-3,944	1,958	232,799	1,378,325	862,566	0	0	194,170	169,541	1,569,204	1,260,962
4.2 Sealift	183	183	-1,036	3,116	276,457	219,284	0	0	0	0	275,604	222,583
4.4 Port Handling/Inland Transportation	1	7	-12,640	56	160,437	58,821	1,108	566	770	739	149,676	60,189
4.5 Other Transportation	-316	1,157	-32,742	72,298	227,815	81,825	16	16	5,248	3,905	200,021	159,201
4.6 Second Destination Transportation	6	7	-224,582	-162,005	625,268	312,590	0	0	1	1	400,693	150,593
4.7 MRAP Vehicles Transportation	-1,000	0	0	0	0	0	0	0	0	0	-1,000	0
4.8 Retrograde of Personnel and Equipment	0	0	-20,719	-19,734	4,125	3,158	0	0	5	3	-16,589	-16,573
<b>4.0 Transportation Sub-Total</b>	<b>-6,375</b>	<b>-2,590</b>	<b>-289,761</b>	<b>126,530</b>	<b>2,672,427</b>	<b>1,538,244</b>	<b>1,124</b>	<b>582</b>	<b>200,194</b>	<b>174,189</b>	<b>2,577,609</b>	<b>1,836,955</b>
7.1.01 Pakistan	0	0	0	0	223,615	223,615	0	0	0	0	223,615	223,615
7.1.26 Coalition support for Mongolia (OEF)	0	0	0	651	0	0	0	0	0	0	0	651
7.1.90 Coalition Readiness Support Program (CRSP)	0	0	2,672	2,672	13,289	13,272	0	0	0	0	15,961	15,944
7.2.1 Transportation Support	0	0	933	933	24,000	24,000	0	0	0	0	24,933	24,933
7.2.2 Logistic Support	0	0	0	0	120,250	120,250	0	0	0	0	120,250	120,250
7.3.02 Defense Forces Sustainment	-1,893	-10	-422,817	-416,989	2,048,797	1,678,931	0	0	0	0	1,624,087	1,261,932
7.3.03 Defense Forces Infrastructure	0	0	-179,616	-27,373	79,459	84,918	0	0	0	0	-100,157	57,545
7.3.04 Defense Forces Equipment and Transportation	-505	0	-30,748	-30,634	341,532	268,490	0	0	0	0	310,279	237,856
7.3.05 Defense Forces Training and Operations	-98	63	-201,638	-200,348	383,655	392,200	0	0	0	0	181,919	191,915
7.3.07 Interior Forces Sustainment	-25	0	-156,092	-150,843	1,045,983	784,839	0	0	0	0	889,866	633,996
7.3.08 Interior Forces Infrastructure	0	0	-21,444	1,823	46,209	42,301	0	0	0	0	24,765	44,124
7.3.09 Interior Forces Equipment	-36	0	-1	8	211,367	89,722	0	0	0	0	211,330	89,730
7.3.10 Interior Forces Training and Operations	-2,262	17	-12,688	-9,803	45,806	33,028	0	0	0	0	30,856	23,242
7.3.11 Quick Response Fund	-1,116	-2,014	0	0	0	0	0	0	0	0	-1,116	-2,014
7.3.12 Quick Response Fund	504	2,015	0	0	0	0	0	0	0	0	504	2,015
7.3.14 Detainee Operations Sustainment	0	0	-2,107	-2,106	3,869	4,792	0	0	0	0	1,762	2,686
7.3.15 Detainee Operations Infrastructure	0	0	-409	-5	0	0	0	0	0	0	-409	-5
7.3.20 Other	0	0	14,678	23,432	0	-21,461	0	0	0	0	14,678	1,971
7.3.30 PCCF Defense Security Forces	0	0	-305	0	0	0	0	0	0	0	-305	0

**COST OF WAR**  
**Operation and Maintenance (O&M) Summary Execution by Operation and Cost Breakdown Structure (CBS)**  
**Fiscal Year 2007 - 2016**  
**(Amounts in Thousands)**  
**As of June 30, 2016**

	Operation New Dawn (OND) / Post-OND Iraq Activities		Operation Enduring Freedom		Operation Freedom's Sentinel		Operation Noble Eagle		Operation Inherent Resolve		Summary	
	Obligations Year to Date	Disbursements Year to Date	Obligations Year to Date	Disbursements Year to Date	Obligations Year to Date	Disbursements Year to Date	Obligations Year to Date	Disbursements Year to Date	Obligations Year to Date	Disbursements Year to Date	Obligations Year to Date	Disbursements Year to Date
<b>CBS Summary</b>												
7.3.40 PCCF Frontier Corps	0	0	-186	1	0	0	0	0	0	0	-186	1
7.4.1 Afghanistan (CERP)	0	0	-53	291	1,461	901	0	0	0	0	1,408	1,192
7.5.1 Afghanistan Infrastructure Fund - Power	0	0	-19,028	53,019	0	0	0	0	0	0	-19,028	53,019
7.5.2 Afghanistan Infrastructure Fund - Transportation	0	0	-20	758	0	0	0	0	0	0	-20	758
7.5.3 Afghanistan Infrastructure Fund - Water	0	0	-494	16,985	0	0	0	0	0	0	-494	16,985
7.6.1 Trainee Equip/Support	0	0	0	0	0	0	0	0	77,784	6,500	77,784	6,500
7.6.2 U.S. Trainer/Enabler	0	0	0	0	0	0	0	0	29,005	17,223	29,005	17,223
7.7.1 Defense Forces	0	0	0	0	0	0	0	0	705,733	650,834	705,733	650,834
<b>7.0 Other Support Sub-Total</b>	<b>-5,431</b>	<b>71</b>	<b>-1,029,363</b>	<b>-737,528</b>	<b>4,589,292</b>	<b>3,739,798</b>	<b>0</b>	<b>0</b>	<b>812,522</b>	<b>674,557</b>	<b>4,367,020</b>	<b>3,676,898</b>



**COST OF WAR**  
**Operation and Maintenance (O&M) Summary Execution by Operation, Component, and Cost Breakdown Structure (CBS)**  
**Fiscal Year 2007 - 2016**  
**(Amounts in Thousands)**  
**As of June 30, 2016**

Component	Operation New Dawn (OND) / Post-OND Iraq Activities		Operation Enduring Freedom		Operation Freedom's Sentinel		Operation Noble Eagle		Operation Inherent Resolve		Summary	
	Obligations Year To Date	Disbursements Year To Date	Obligations Year To Date	Disbursements Year To Date	Obligations Year To Date	Disbursements Year To Date	Obligations Year To Date	Disbursements Year To Date	Obligations Year To Date	Disbursements Year To Date	Obligations Year To Date	Disbursements Year To Date
<b>Grand Total</b>	<b>1,097,202</b>	<b>1,454,374</b>	<b>-5,321,846</b>	<b>242,527</b>	<b>25,492,971</b>	<b>14,131,516</b>	<b>-10,450</b>	<b>-38,122</b>	<b>3,551,013</b>	<b>2,170,282</b>	<b>24,808,890</b>	<b>17,960,577</b>
<b>Army Total</b>	<b>-170,659</b>	<b>133,818</b>	<b>-1,261,251</b>	<b>-210,297</b>	<b>12,708,345</b>	<b>6,306,524</b>	<b>35,523</b>	<b>11,605</b>	<b>1,497,117</b>	<b>962,968</b>	<b>12,809,075</b>	<b>7,204,618</b>
1.2.1 Civilian Premium Pay	17	173	-98	150	59,864	56,686	248	230	963	963	60,994	58,202
1.2.2 Civilian Temporary Hires	31	31	9	86	740	740	0	0	9	9	789	866
<b>1.0 Personnel Sub-Total</b>	<b>48</b>	<b>204</b>	<b>-89</b>	<b>236</b>	<b>60,604</b>	<b>57,426</b>	<b>248</b>	<b>230</b>	<b>972</b>	<b>972</b>	<b>61,783</b>	<b>59,068</b>
2.1 Temporary Duty (TDY)/Additional Duty (TAD)	23	0	-473	24,552	135,765	69,776	4,408	3,750	2,641	2,069	142,364	100,147
2.2 Clothing and Other Personnel Equipment & Supplies	-673	286	-79	15,820	96,712	37,588	0	0	981	977	96,941	54,671
2.2.1 Organizational Clothing	0	0	0	227	0	0	0	0	0	0	0	227
2.3 Medical Support/Health Services	73	72	-10	87	23,654	19,594	0	0	2,855	2,252	26,572	22,005
2.4 Reserve Component Activation/Deactivation	5	4	-8	-7	4,731	3,308	0	0	0	0	4,728	3,305
2.5 Other Personnel Support	790	-1	-131	122	47,717	15,690	0	0	227	227	48,603	16,038
2.6 Rest & Recreation	0	0	0	0	3,971	2,913	0	0	0	0	3,971	2,913
2.7 Body Armor	-20	23	0	0	0	0	0	0	0	0	-20	23
<b>2.0 Personnel Support Sub-Total</b>	<b>198</b>	<b>384</b>	<b>-701</b>	<b>40,801</b>	<b>312,550</b>	<b>148,869</b>	<b>4,408</b>	<b>3,750</b>	<b>6,704</b>	<b>5,525</b>	<b>323,159</b>	<b>199,329</b>
3.1 Training	54	53	18	175	90,816	11,684	0	0	1	0	90,889	11,912
3.2 Operations (OPTEMPO) (Fuel, Other POL, Parts)	-245	-138	-93	-42	712,425	583,813	542	133	48,775	20,216	761,404	603,982
3.2.1 MRAP Vehicles Operation	0	0	0	0	54,032	14,006	0	0	0	0	54,032	14,006
3.3 Other Supplies & Equipment	-798	2,408	4	9,361	251,453	140,944	168	128	113,873	35,247	364,700	188,088
3.4 Facilities/Base Support	-9,311	155	-44,613	12,838	399,264	85,725	3,444	744	10,976	10,114	359,760	109,576
3.5.1 Organization Level Maintenance	-1,877	7	-392	2,799	103,757	41,954	0	0	0	0	101,488	44,760
3.5.2 Intermediate Level Maintenance	-1,771	4,093	-635	442	191,072	109,723	0	0	0	0	188,666	114,258
3.5.3 Depot Level Maintenance	-3,054	9,924	-5,534	616	984,482	188,623	0	0	2,456	254	978,350	199,417
3.5.4 Contractor Logistics Support	-9,955	13,275	-10,527	14,925	577,073	181,880	13,802	1,605	127,227	7,342	697,620	219,027
3.5.6 MRAP Vehicles Equipment Maintenance	0	0	0	0	89,190	10,399	0	0	0	0	89,190	10,399
3.6 (C4I)	-13,529	100,624	-113,948	323,504	1,507,231	435,167	357	327	193,344	66,149	1,573,455	925,771
3.7 Other Services and Miscellaneous Contracts	-123,795	2,745	-38,063	117,720	2,127,949	439,075	11,446	4,122	278,049	163,601	2,255,586	727,263
3.9 Psychological Operations (Information Operations)	0	0	0	0	2,657	0	0	0	0	0	2,657	0
<b>3.0 Operating Support Sub-Total</b>	<b>-164,281</b>	<b>133,146</b>	<b>-213,783</b>	<b>482,338</b>	<b>7,091,401</b>	<b>2,242,993</b>	<b>29,759</b>	<b>7,059</b>	<b>774,701</b>	<b>302,923</b>	<b>7,517,797</b>	<b>3,168,459</b>
4.1 Airlift	-200	0	0	0	265,502	129,657	0	0	0	0	265,302	129,657
4.2 Sealift	0	0	0	0	38,497	36,130	0	0	0	0	38,497	36,130
4.4 Port Handling/Inland Transportation	1	7	-12,662	24	151,862	56,030	1,108	566	770	739	141,079	57,366
4.5 Other Transportation	0	-1	-25	19	103	13	0	0	0	0	78	31
4.6 Second Destination Transportation	6	7	-1,023	8,069	579,688	276,745	0	0	1	1	578,672	284,822

**COST OF WAR**  
**Operation and Maintenance (O&M) Summary Execution by Operation, Component, and Cost Breakdown Structure (CBS)**  
**Fiscal Year 2007 - 2016**  
**(Amounts in Thousands)**  
**As of June 30, 2016**

Component	Operation New Dawn (OND) / Post-OND Iraq Activities		Operation Enduring Freedom		Operation Freedom's Sentinel		Operation Noble Eagle		Operation Inherent Resolve		Summary	
	Obligations Year To Date	Disbursements Year To Date	Obligations Year To Date	Disbursements Year To Date	Obligations Year To Date	Disbursements Year To Date	Obligations Year To Date	Disbursements Year To Date	Obligations Year To Date	Disbursements Year To Date	Obligations Year To Date	Disbursements Year To Date
4.7 MRAP Vehicles Transportation	-1,000	0	0	0	0	0	0	0	0	0	-1,000	0
<b>4.0 Transportation Sub-Total</b>	<b>-1,193</b>	<b>13</b>	<b>-13,710</b>	<b>8,112</b>	<b>1,035,652</b>	<b>498,575</b>	<b>1,108</b>	<b>566</b>	<b>771</b>	<b>740</b>	<b>1,022,628</b>	<b>508,006</b>
7.3.02 Defense Forces Sustainment	-1,893	-10	-422,817	-416,989	2,048,797	1,678,931	0	0	0	0	1,624,087	1,261,932
7.3.03 Defense Forces Infrastructure	0	0	-179,616	-27,373	79,459	84,918	0	0	0	0	-100,157	57,545
7.3.04 Defense Forces Equipment and Transportation	-505	0	-30,748	-30,634	341,532	268,490	0	0	0	0	310,279	237,856
7.3.05 Defense Forces Training and Operations	-98	63	-201,638	-200,348	383,655	392,200	0	0	0	0	181,919	191,915
7.3.07 Interior Forces Sustainment	-25	0	-156,092	-150,843	1,045,983	784,839	0	0	0	0	889,866	633,996
7.3.08 Interior Forces Infrastructure	0	0	-21,444	1,823	46,209	42,301	0	0	0	0	24,765	44,124
7.3.09 Interior Forces Equipment	-36	0	-1	8	211,367	89,722	0	0	0	0	211,330	89,730
7.3.10 Interior Forces Training and Operations	-2,262	17	-12,688	-9,803	45,806	33,028	0	0	0	0	30,856	23,242
7.3.11 Quick Response Fund	-1,116	-2,014	0	0	0	0	0	0	0	0	-1,116	-2,014
7.3.12 Quick Response Fund	504	2,015	0	0	0	0	0	0	0	0	504	2,015
7.3.14 Detainee Operations Sustainment	0	0	-2,107	-2,106	3,869	4,792	0	0	0	0	1,762	2,686
7.3.15 Detainee Operations Infrastructure	0	0	-409	-5	0	0	0	0	0	0	-409	-5
7.3.20 Other	0	0	14,678	23,432	0	-21,461	0	0	0	0	14,678	1,971
7.3.30 PCCF Defense Security Forces	0	0	-305	0	0	0	0	0	0	0	-305	0
7.3.40 PCCF Frontier Corps	0	0	-186	1	0	0	0	0	0	0	-186	1
7.4.1 Afghanistan (CERP)	0	0	-53	291	1,461	901	0	0	0	0	1,408	1,192
7.5.1 Afghanistan Infrastructure Fund - Power	0	0	-19,028	53,019	0	0	0	0	0	0	-19,028	53,019
7.5.2 Afghanistan Infrastructure Fund - Transportation	0	0	-20	758	0	0	0	0	0	0	-20	758
7.5.3 Afghanistan Infrastructure Fund - Water	0	0	-494	16,985	0	0	0	0	0	0	-494	16,985
7.6.1 Trainee Equip/Support	0	0	0	0	0	0	0	0	1,942	729	1,942	729
7.6.2 U.S. Trainer/Enabler	0	0	0	0	0	0	0	0	6,294	1,245	6,294	1,245
7.7.1 Defense Forces	0	0	0	0	0	0	0	0	705,733	650,834	705,733	650,834
<b>7.0 Other Support Sub-Total</b>	<b>-5,431</b>	<b>71</b>	<b>-1,032,968</b>	<b>-741,784</b>	<b>4,208,138</b>	<b>3,358,661</b>	<b>0</b>	<b>0</b>	<b>713,969</b>	<b>652,808</b>	<b>3,883,708</b>	<b>3,269,756</b>
<b>Navy/Marine Corps Total</b>	<b>4,813</b>	<b>59,585</b>	<b>-1,031,725</b>	<b>-218,050</b>	<b>4,607,392</b>	<b>2,746,961</b>	<b>0</b>	<b>0</b>	<b>341,933</b>	<b>183,567</b>	<b>3,922,413</b>	<b>2,772,063</b>
<b>Navy Total</b>	<b>0</b>	<b>0</b>	<b>0</b>	<b>1</b>	<b>3,348,104</b>	<b>2,006,359</b>	<b>0</b>	<b>0</b>	<b>332,948</b>	<b>177,907</b>	<b>3,681,052</b>	<b>2,184,267</b>
1.2.1 Civilian Premium Pay	0	0	0	0	61,498	50,213	0	0	43	43	61,541	50,256
1.2.2 Civilian Temporary Hires	0	0	0	0	488	428	0	0	50	50	538	478
<b>1.0 Personnel Sub-Total</b>	<b>0</b>	<b>0</b>	<b>0</b>	<b>0</b>	<b>61,986</b>	<b>50,641</b>	<b>0</b>	<b>0</b>	<b>93</b>	<b>93</b>	<b>62,079</b>	<b>50,734</b>
2.1 Temporary Duty (TDY)/Additional Duty (TAD)	0	0	0	0	95,773	70,605	0	0	698	698	96,471	71,303
2.2 Clothing and Other Personnel Equipment & Supplies	0	0	0	0	6,932	1,299	0	0	0	0	6,932	1,299
2.3 Medical Support/Health Services	0	0	0	0	596	298	0	0	0	0	596	298

**COST OF WAR**  
**Operation and Maintenance (O&M) Summary Execution by Operation, Component, and Cost Breakdown Structure (CBS)**  
**Fiscal Year 2007 - 2016**  
**(Amounts in Thousands)**  
**As of June 30, 2016**

Component	Operation New Dawn (OND) / Post-OND Iraq Activities		Operation Enduring Freedom		Operation Freedom's Sentinel		Operation Noble Eagle		Operation Inherent Resolve		Summary	
	Obligations Year To Date	Disbursements Year To Date	Obligations Year To Date	Disbursements Year To Date	Obligations Year To Date	Disbursements Year To Date	Obligations Year To Date	Disbursements Year To Date	Obligations Year To Date	Disbursements Year To Date	Obligations Year To Date	Disbursements Year To Date
2.4 Reserve Component Activation/Deactivation	0	0	0	0	1,454	497	0	0	0	0	1,454	497
2.5 Other Personnel Support	0	0	0	0	3,773	2,437	0	0	0	0	3,773	2,437
<b>2.0 Personnel Support Sub-Total</b>	<b>0</b>	<b>0</b>	<b>0</b>	<b>0</b>	<b>108,528</b>	<b>75,136</b>	<b>0</b>	<b>0</b>	<b>698</b>	<b>698</b>	<b>109,226</b>	<b>75,834</b>
3.1 Training	0	0	0	0	45,355	29,156	0	0	0	0	45,355	29,156
3.2 Operations (OPTEMPO) (Fuel, Other POL, Parts)	0	0	0	0	809,145	747,515	0	0	165,370	165,370	974,515	912,885
3.3 Other Supplies & Equipment	0	0	0	0	146,139	108,934	0	0	0	0	146,139	108,934
3.4 Facilities/Base Support	0	0	0	0	31,652	8,619	0	0	0	0	31,652	8,619
3.5.1 Organization Level Maintenance	0	0	0	0	37,310	32,940	0	0	0	0	37,310	32,940
3.5.2 Intermediate Level Maintenance	0	0	0	0	6,602	4,760	0	0	0	0	6,602	4,760
3.5.3 Depot Level Maintenance	0	0	0	0	1,455,838	569,402	0	0	0	0	1,455,838	569,402
3.5.4 Contractor Logistics Support	0	0	0	0	11,092	4,665	0	0	0	0	11,092	4,665
3.6 (C4I)	0	0	0	0	49,519	32,752	0	0	0	0	49,519	32,752
3.7 Other Services and Miscellaneous Contracts	0	0	0	1	144,077	64,525	0	0	166,255	11,214	310,332	75,740
<b>3.0 Operating Support Sub-Total</b>	<b>0</b>	<b>0</b>	<b>0</b>	<b>1</b>	<b>2,736,729</b>	<b>1,603,268</b>	<b>0</b>	<b>0</b>	<b>331,625</b>	<b>176,584</b>	<b>3,068,354</b>	<b>1,779,853</b>
4.1 Airlift	0	0	0	0	189,049	94,925	0	0	532	532	189,581	95,457
4.2 Sealift	0	0	0	0	236,165	180,702	0	0	0	0	236,165	180,702
4.4 Port Handling/Inland Transportation	0	0	0	0	5,249	38	0	0	0	0	5,249	38
4.5 Other Transportation	0	0	0	0	8,804	550	0	0	0	0	8,804	550
4.6 Second Destination Transportation	0	0	0	0	1,594	1,099	0	0	0	0	1,594	1,099
<b>4.0 Transportation Sub-Total</b>	<b>0</b>	<b>0</b>	<b>0</b>	<b>0</b>	<b>440,861</b>	<b>277,314</b>	<b>0</b>	<b>0</b>	<b>532</b>	<b>532</b>	<b>441,393</b>	<b>277,846</b>
<b>Marine Corps Total</b>	<b>4,813</b>	<b>59,585</b>	<b>-1,031,725</b>	<b>-218,051</b>	<b>1,259,288</b>	<b>740,602</b>	<b>0</b>	<b>0</b>	<b>8,985</b>	<b>5,660</b>	<b>241,361</b>	<b>587,796</b>
1.1.2 Imminent Danger or Hostile Fire Pay	0	0	7	7	0	0	0	0	0	0	7	7
1.1.5 Subsistence	0	0	-1,282	-1,276	0	0	0	0	0	0	-1,282	-1,276
1.1.7 Other Military Personnel (Special Pay)	0	0	-1,274	-1,010	1,405	1,484	0	0	0	0	131	474
1.2.1 Civilian Premium Pay	1,534	1,660	168,974	167,026	1,339	1,328	0	0	0	0	171,847	170,014
1.2.2 Civilian Temporary Hires	0	0	-2,462	-2,937	4,216	4,474	0	0	0	0	1,754	1,537
1.2.3 MRAP Vehicles	0	0	0	-1	0	1	0	0	0	0	0	0
<b>1.0 Personnel Sub-Total</b>	<b>1,534</b>	<b>1,660</b>	<b>163,963</b>	<b>161,809</b>	<b>6,960</b>	<b>7,287</b>	<b>0</b>	<b>0</b>	<b>0</b>	<b>0</b>	<b>172,457</b>	<b>170,756</b>
2.1 Temporary Duty (TDY)/Additional Duty (TAD)	-47	13	-24,916	-22,435	39,245	36,021	0	0	2,357	1,836	16,639	15,435
2.2 Clothing and Other Personnel Equipment & Supplies	0	0	-51,808	-12,672	78,393	47,467	0	0	68	0	26,653	34,795
2.2.1 Organizational Clothing	0	0	-262	-250	259	256	0	0	0	0	-3	6
2.3 Medical Support/Health Services	0	0	-1,616	-995	2,093	1,705	0	0	0	0	477	710
2.4 Reserve Component Activation/Deactivation	3	3	-5,936	-3,774	4,895	4,669	0	0	243	221	-795	1,119

**COST OF WAR**  
**Operation and Maintenance (O&M) Summary Execution by Operation, Component, and Cost Breakdown Structure (CBS)**  
**Fiscal Year 2007 - 2016**  
**(Amounts in Thousands)**  
**As of June 30, 2016**

Component	Operation New Dawn (OND) / Post-OND Iraq Activities		Operation Enduring Freedom		Operation Freedom's Sentinel		Operation Noble Eagle		Operation Inherent Resolve		Summary	
	Obligations Year To Date	Disbursements Year To Date	Obligations Year To Date	Disbursements Year To Date	Obligations Year To Date	Disbursements Year To Date	Obligations Year To Date	Disbursements Year To Date	Obligations Year To Date	Disbursements Year To Date	Obligations Year To Date	Disbursements Year To Date
2.5 Other Personnel Support	0	0	-3,578	-1,670	14,305	11,759	0	0	0	0	10,727	10,089
<b>2.0 Personnel Support Sub-Total</b>	<b>-44</b>	<b>16</b>	<b>-88,116</b>	<b>-41,796</b>	<b>139,190</b>	<b>101,877</b>	<b>0</b>	<b>0</b>	<b>2,668</b>	<b>2,057</b>	<b>53,698</b>	<b>62,154</b>
3.1 Training	0	0	-221,227	-165,885	64,911	28,773	0	0	119	97	-156,197	-137,015
3.2 Operations (OPTEMPO) (Fuel, Other POL, Parts)	0	0	-23,169	6,466	47,514	36,401	0	0	1,058	833	25,403	43,700
3.2.1 MRAP Vehicles Operation	0	0	-154	2,152	556	67	0	0	0	0	402	2,219
3.3 Other Supplies & Equipment	0	0	-37,196	-20,264	15,965	18,129	0	0	702	626	-20,529	-1,509
3.4 Facilities/Base Support	0	0	-28,624	-27,335	31,927	23,863	0	0	0	0	3,303	-3,472
3.4.1 MRAP Vehicles Facilities and Base Support	0	0	0	3,790	0	-4,548	0	0	0	0	0	-758
3.5.1 Organization Level Maintenance	0	0	-30,751	-8,753	34,433	23,029	0	0	0	0	3,682	14,276
3.5.2 Intermediate Level Maintenance	0	0	76,043	51,975	287	297	0	0	0	0	76,330	52,272
3.5.3 Depot Level Maintenance	3,353	61,815	-297,558	25,338	432,599	195,297	0	0	0	0	138,394	282,450
3.5.4 Contractor Logistics Support	0	0	-35,432	3,456	40,031	17,091	0	0	0	0	4,599	20,547
3.5.6 MRAP Vehicles Equipment Maintenance	0	0	-20,550	-5,470	20,842	12,474	0	0	0	0	292	7,004
3.6 (C4I)	-33	-30	-34,245	1,322	19,889	13,050	0	0	-34	1	-14,423	14,343
3.7 Other Services and Miscellaneous Contracts	-27	-3,906	-228,922	-36,431	330,244	208,338	0	0	4,472	2,042	105,767	170,043
<b>3.0 Operating Support Sub-Total</b>	<b>3,293</b>	<b>57,879</b>	<b>-881,785</b>	<b>-169,639</b>	<b>1,039,198</b>	<b>572,261</b>	<b>0</b>	<b>0</b>	<b>6,317</b>	<b>3,599</b>	<b>167,023</b>	<b>464,100</b>
4.1 Airlift	0	0	-500	-500	849	849	0	0	0	0	349	349
4.2 Sealift	0	0	-431	-431	431	1,536	0	0	0	0	0	1,105
4.4 Port Handling/Inland Transportation	0	0	-227	-113	171	119	0	0	0	0	-56	6
4.5 Other Transportation	30	30	20,025	22,813	28,669	21,979	0	0	0	4	48,724	44,826
4.6 Second Destination Transportation	0	0	-223,559	-170,085	43,815	34,694	0	0	0	0	-179,744	-135,391
4.8 Retrograde of Personnel and Equipment	0	0	-21,095	-20,109	5	0	0	0	0	0	-21,090	-20,109
<b>4.0 Transportation Sub-Total</b>	<b>30</b>	<b>30</b>	<b>-225,787</b>	<b>-168,425</b>	<b>73,940</b>	<b>59,177</b>	<b>0</b>	<b>0</b>	<b>0</b>	<b>4</b>	<b>-151,817</b>	<b>-109,214</b>
<b>Air Force Total</b>	<b>1,199,000</b>	<b>1,219,015</b>	<b>-2,914,208</b>	<b>-30,238</b>	<b>5,555,444</b>	<b>3,599,117</b>	<b>-46,134</b>	<b>-48,358</b>	<b>1,222,010</b>	<b>818,246</b>	<b>5,016,112</b>	<b>5,557,782</b>
1.1.6 Reserve Components Predeployment Training	0	0	0	0	0	0	120	120	0	0	120	120
1.1.7 Other Military Personnel (Special Pay)	0	0	0	0	10	0	0	0	0	0	10	0
1.2.2 Civilian Temporary Hires	3,991	3,999	-1,002	-829	39,240	39,096	655	655	37	37	42,921	42,958
<b>1.0 Personnel Sub-Total</b>	<b>3,991</b>	<b>3,999</b>	<b>-1,002</b>	<b>-829</b>	<b>39,250</b>	<b>39,096</b>	<b>775</b>	<b>775</b>	<b>37</b>	<b>37</b>	<b>43,051</b>	<b>43,078</b>
2.1 Temporary Duty (TDY)/Additional Duty (TAD)	15,152	14,785	-24,649	26,736	178,887	101,065	3,254	2,080	9,796	8,247	182,440	152,913
2.2 Clothing and Other Personnel Equipment & Supplies	21	21	6	334	1,185	1,668	0	0	61	61	1,273	2,084
2.3 Medical Support/Health Services	-8,017	-9,209	1,163	10,051	23,113	14,002	263	209	1,513	867	18,035	15,920
2.5 Other Personnel Support	39,296	21,605	-5,600	7,865	37,116	17,956	0	0	328	353	71,140	47,779
<b>2.0 Personnel Support Sub-Total</b>	<b>46,452</b>	<b>27,202</b>	<b>-29,080</b>	<b>44,986</b>	<b>240,301</b>	<b>134,691</b>	<b>3,517</b>	<b>2,289</b>	<b>11,698</b>	<b>9,528</b>	<b>272,888</b>	<b>218,696</b>

**COST OF WAR**  
**Operation and Maintenance (O&M) Summary Execution by Operation, Component, and Cost Breakdown Structure (CBS)**  
**Fiscal Year 2007 - 2016**  
**(Amounts in Thousands)**  
**As of June 30, 2016**

Component	Operation New Dawn (OND) / Post-OND Iraq Activities		Operation Enduring Freedom		Operation Freedom's Sentinel		Operation Noble Eagle		Operation Inherent Resolve		Summary	
	Obligations Year To Date	Disbursements Year To Date	Obligations Year To Date	Disbursements Year To Date	Obligations Year To Date	Disbursements Year To Date	Obligations Year To Date	Disbursements Year To Date	Obligations Year To Date	Disbursements Year To Date	Obligations Year To Date	Disbursements Year To Date
3.1 Training	127	127	-1,693	7,753	29,802	12,033	0	0	2,053	831	30,289	20,744
3.2 Operations (OPTEMPO) (Fuel, Other POL, Parts)	22,201	16,539	-158,304	-159,467	341,303	231,958	-50,419	-51,465	744,134	513,899	898,915	551,464
3.3 Other Supplies & Equipment	-77,589	-18,156	31,964	259,803	316,411	219,696	-19	21	57,162	52,152	327,929	513,516
3.4 Facilities/Base Support	-29,996	-28,386	-97,842	-1,412	190,144	100,965	-4	6	23,592	13,350	85,894	84,523
3.5.3 Depot Level Maintenance	1,605,757	1,558,253	4,497,422	4,332,575	1,803,255	1,184,249	0	0	0	0	7,906,434	7,075,077
3.5.4 Contractor Logistics Support	-119,392	-100,575	-7,082,726	-5,319,138	-129,415	-144,672	0	0	0	0	-7,331,533	-5,564,385
3.6 (C4I)	33,667	32,721	-140,143	179,463	623,164	298,288	0	0	40,911	22,512	557,599	532,984
3.7 Other Services and Miscellaneous Contracts	-281,006	-270,076	116,098	401,678	1,159,841	952,245	0	0	187,927	50,390	1,182,860	1,134,237
<b>3.0 Operating Support Sub-Total</b>	<b>1,153,769</b>	<b>1,190,447</b>	<b>-2,835,224</b>	<b>-298,745</b>	<b>4,334,505</b>	<b>2,854,762</b>	<b>-50,442</b>	<b>-51,438</b>	<b>1,055,779</b>	<b>653,134</b>	<b>3,658,387</b>	<b>4,348,160</b>
4.1 Airlift	-5,049	-3,944	3,610	174,864	787,397	532,293	0	0	139,081	143,006	925,039	846,219
4.2 Sealift	183	183	-105	-90	164	88	0	0	0	0	242	181
4.5 Other Transportation	-346	1,128	-52,783	49,201	149,707	35,029	16	16	4,684	3,806	101,278	89,180
4.8 Retrograde of Personnel and Equipment	0	0	376	375	4,120	3,158	0	0	5	3	4,501	3,536
<b>4.0 Transportation Sub-Total</b>	<b>-5,212</b>	<b>-2,633</b>	<b>-48,902</b>	<b>224,350</b>	<b>941,388</b>	<b>570,568</b>	<b>16</b>	<b>16</b>	<b>143,770</b>	<b>146,815</b>	<b>1,031,060</b>	<b>939,116</b>
7.6.1 Trainee Equip/Support	0	0	0	0	0	0	0	0	4,469	779	4,469	779
7.6.2 U.S. Trainer/Enabler	0	0	0	0	0	0	0	0	6,257	7,953	6,257	7,953
<b>7.0 Other Support Sub-Total</b>	<b>0</b>	<b>0</b>	<b>0</b>	<b>0</b>	<b>0</b>	<b>0</b>	<b>0</b>	<b>0</b>	<b>10,726</b>	<b>8,732</b>	<b>10,726</b>	<b>8,732</b>
<b>Defense Health Program Total</b>	<b>-714</b>	<b>-23</b>	<b>-15,283</b>	<b>3,706</b>	<b>200,693</b>	<b>214,057</b>	<b>0</b>	<b>0</b>	<b>0</b>	<b>0</b>	<b>184,696</b>	<b>217,740</b>
2.3 Medical Support/Health Services	-714	-23	-15,283	3,706	200,693	214,057	0	0	0	0	184,696	217,740
<b>2.0 Personnel Support Sub-Total</b>	<b>-714</b>	<b>-23</b>	<b>-15,283</b>	<b>3,706</b>	<b>200,693</b>	<b>214,057</b>	<b>0</b>	<b>0</b>	<b>0</b>	<b>0</b>	<b>184,696</b>	<b>217,740</b>
<b>DODIG Total</b>	<b>-5</b>	<b>-5</b>	<b>4,399</b>	<b>4,655</b>	<b>1,749</b>	<b>1,792</b>	<b>0</b>	<b>0</b>	<b>9,391</b>	<b>8,490</b>	<b>15,534</b>	<b>14,932</b>
1.2.1 Civilian Premium Pay	0	0	2,827	3,039	1,615	1,612	0	0	671	609	5,113	5,260
1.2.2 Civilian Temporary Hires	0	0	929	994	89	118	0	0	6,731	6,325	7,749	7,437
<b>1.0 Personnel Sub-Total</b>	<b>0</b>	<b>0</b>	<b>3,756</b>	<b>4,033</b>	<b>1,704</b>	<b>1,730</b>	<b>0</b>	<b>0</b>	<b>7,402</b>	<b>6,934</b>	<b>12,862</b>	<b>12,697</b>
2.1 Temporary Duty (TDY)/Additional Duty (TAD)	-4	-5	347	370	45	56	0	0	794	627	1,182	1,048
2.2 Clothing and Other Personnel Equipment & Supplies	0	0	-2	14	0	1	0	0	17	12	15	27
<b>2.0 Personnel Support Sub-Total</b>	<b>-4</b>	<b>-5</b>	<b>345</b>	<b>384</b>	<b>45</b>	<b>57</b>	<b>0</b>	<b>0</b>	<b>811</b>	<b>639</b>	<b>1,197</b>	<b>1,075</b>
3.1 Training	0	0	-26	10	0	1	0	0	15	6	-11	17
3.3 Other Supplies & Equipment	0	0	-2	1	0	1	0	0	1	1	-1	3
3.6 (C4I)	0	0	50	97	0	3	0	0	4	4	54	104
3.7 Other Services and Miscellaneous Contracts	-1	0	252	113	0	0	0	0	1,142	894	1,393	1,007
<b>3.0 Operating Support Sub-Total</b>	<b>-1</b>	<b>0</b>	<b>274</b>	<b>221</b>	<b>0</b>	<b>5</b>	<b>0</b>	<b>0</b>	<b>1,162</b>	<b>905</b>	<b>1,435</b>	<b>1,131</b>
4.5 Other Transportation	0	0	24	17	0	0	0	0	16	12	40	29

**COST OF WAR**  
**Operation and Maintenance (O&M) Summary Execution by Operation, Component, and Cost Breakdown Structure (CBS)**  
**Fiscal Year 2007 - 2016**  
**(Amounts in Thousands)**  
**As of June 30, 2016**

Component	Operation New Dawn (OND) / Post-OND Iraq Activities		Operation Enduring Freedom		Operation Freedom's Sentinel		Operation Noble Eagle		Operation Inherent Resolve		Summary	
	Obligations Year To Date	Disbursements Year To Date	Obligations Year To Date	Disbursements Year To Date	Obligations Year To Date	Disbursements Year To Date	Obligations Year To Date	Disbursements Year To Date	Obligations Year To Date	Disbursements Year To Date	Obligations Year To Date	Disbursements Year To Date
<b>4.0 Transportation Sub-Total</b>	<b>0</b>	<b>0</b>	<b>24</b>	<b>17</b>	<b>0</b>	<b>0</b>	<b>0</b>	<b>0</b>	<b>16</b>	<b>12</b>	<b>40</b>	<b>29</b>
<b>Defense Agency Total</b>	<b>64,767</b>	<b>41,984</b>	<b>-103,778</b>	<b>692,751</b>	<b>2,419,348</b>	<b>1,263,065</b>	<b>161</b>	<b>-1,369</b>	<b>480,562</b>	<b>197,011</b>	<b>2,861,060</b>	<b>2,193,442</b>
1.2.1 Civilian Premium Pay	820	834	-3,399	-834	68,044	42,740	0	0	0	0	65,465	42,740
1.2.2 Civilian Temporary Hires	1,924	3,375	-1,006	-24	10,486	9,496	0	0	0	0	11,404	12,847
<b>1.0 Personnel Sub-Total</b>	<b>2,744</b>	<b>4,209</b>	<b>-4,405</b>	<b>-858</b>	<b>78,530</b>	<b>52,236</b>	<b>0</b>	<b>0</b>	<b>0</b>	<b>0</b>	<b>76,869</b>	<b>55,587</b>
2.1 Temporary Duty (TDY)/Additional Duty (TAD)	2	88	-4,115	9,299	112,007	79,563	0	0	14,921	10,744	122,815	99,694
2.2 Clothing and Other Personnel Equipment & Supplies	0	0	-18	185	1,745	793	0	0	674	458	2,401	1,436
2.3 Medical Support/Health Services	1	1	-351	917	3,632	2,094	0	0	101	59	3,383	3,071
2.5 Other Personnel Support	-1,572	4,090	-320	41,241	64,839	62,484	0	0	0	0	62,947	107,815
<b>2.0 Personnel Support Sub-Total</b>	<b>-1,569</b>	<b>4,179</b>	<b>-4,804</b>	<b>51,642</b>	<b>182,223</b>	<b>144,934</b>	<b>0</b>	<b>0</b>	<b>15,696</b>	<b>11,261</b>	<b>191,546</b>	<b>212,016</b>
3.1 Training	-5	-5	-934	13,182	20,017	10,131	0	0	843	296	19,921	23,604
3.2 Operations (OPTEMPO) (Fuel, Other POL, Parts)	0	18	1,172	10,163	132,089	61,825	0	0	59,251	43,967	192,512	115,973
3.3 Other Supplies & Equipment	-24	52	-3,305	62,455	104,213	38,012	0	0	39,530	17,374	140,414	117,893
3.4 Facilities/Base Support	0	0	-470	3,100	1,482	1,028	0	0	0	0	1,012	4,128
3.5.1 Organization Level Maintenance	0	0	-103	14,693	77	77	0	0	0	0	-26	14,770
3.5.2 Intermediate Level Maintenance	0	0	0	0	4,451	1,270	0	0	45	41	4,496	1,311
3.5.3 Depot Level Maintenance	0	0	0	3,506	10,655	766	0	0	0	0	10,655	4,272
3.5.4 Contractor Logistics Support	-86	3	-20	232,144	231,983	63,838	0	0	1,800	1,600	233,677	297,585
3.5.6 MRAP Vehicles Equipment Maintenance	0	0	0	0	37,369	20,468	0	0	13,411	0	50,780	20,468
3.6 (C4I)	64,306	32,482	-18,022	96,999	250,706	73,547	161	-1,369	59,974	34,428	357,125	236,087
3.7 Other Services and Miscellaneous Contracts	-599	1,046	-75,106	138,993	803,813	281,186	0	0	147,080	48,941	875,188	470,166
<b>3.0 Operating Support Sub-Total</b>	<b>63,592</b>	<b>33,596</b>	<b>-96,788</b>	<b>575,235</b>	<b>1,596,855</b>	<b>552,148</b>	<b>161</b>	<b>-1,369</b>	<b>321,934</b>	<b>146,647</b>	<b>1,885,754</b>	<b>1,306,257</b>
4.1 Airlift	0	0	-1,152	58,435	135,528	104,842	0	0	54,557	26,003	188,933	189,280
4.2 Sealift	0	0	-500	3,637	1,200	828	0	0	0	0	700	4,465
4.4 Port Handling/Inland Transportation	0	0	249	145	3,155	2,634	0	0	0	0	3,404	2,779
4.5 Other Transportation	0	0	17	248	40,532	24,254	0	0	548	83	41,097	24,585
4.6 Second Destination Transportation	0	0	0	11	171	52	0	0	0	0	171	63
<b>4.0 Transportation Sub-Total</b>	<b>0</b>	<b>0</b>	<b>-1,386</b>	<b>62,476</b>	<b>180,586</b>	<b>132,610</b>	<b>0</b>	<b>0</b>	<b>55,105</b>	<b>26,086</b>	<b>234,305</b>	<b>221,172</b>
7.1.01 Pakistan	0	0	0	0	223,615	223,615	0	0	0	0	223,615	223,615
7.1.26 Coalition support for Mongolia (OEF)	0	0	0	651	0	0	0	0	0	0	0	651
7.1.90 Coalition Readiness Support Program (CRSP)	0	0	2,672	2,672	13,289	13,272	0	0	0	0	15,961	15,944
7.2.1 Transportation Support	0	0	933	933	24,000	24,000	0	0	0	0	24,933	24,933
7.2.2 Logistic Support	0	0	0	0	120,250	120,250	0	0	0	0	120,250	120,250

**COST OF WAR**  
**Operation and Maintenance (O&M) Summary Execution by Operation, Component, and Cost Breakdown Structure (CBS)**  
**Fiscal Year 2007 - 2016**  
**(Amounts in Thousands)**  
**As of June 30, 2016**

Component	Operation New Dawn (OND) / Post-OND Iraq Activities		Operation Enduring Freedom		Operation Freedom's Sentinel		Operation Noble Eagle		Operation Inherent Resolve		Summary	
	Obligations Year To Date	Disbursements Year To Date	Obligations Year To Date	Disbursements Year To Date	Obligations Year To Date	Disbursements Year To Date	Obligations Year To Date	Disbursements Year To Date	Obligations Year To Date	Disbursements Year To Date	Obligations Year To Date	Disbursements Year To Date
7.6.1 Trainee Equip/Support	0	0	0	0	0	0	0	0	71,373	4,992	71,373	4,992
7.6.2 U.S. Trainer/Enabler	0	0	0	0	0	0	0	0	16,454	8,025	16,454	8,025
<b>7.0 Other Support Sub-Total</b>	<b>0</b>	<b>0</b>	<b>3,605</b>	<b>4,256</b>	<b>381,154</b>	<b>381,137</b>	<b>0</b>	<b>0</b>	<b>87,827</b>	<b>13,017</b>	<b>472,586</b>	<b>398,410</b>

**COST OF WAR**  
**Operation and Maintenance (O&M) Summary Execution by Operation, Component, Appropriation and Cost Breakdown Structure (CBS)**  
**Fiscal Year 2007 - 2016**  
**(Amounts in Thousands)**  
**As of June 30, 2016**

Component and Appropriation	Operation New Dawn (OND) / Post-OND Iraq Activities		Operation Enduring Freedom		Operation Freedom's Sentinel		Operation Noble Eagle		Operation Inherent Resolve		Summary	
	Obligations Year to Date	Disbursements Year to Date	Obligations Year to Date	Disbursements Year to Date	Obligations Year to Date	Disbursements Year to Date	Obligations Year to Date	Disbursements Year to Date	Obligations Year to Date	Disbursements Year to Date	Obligations Year to Date	Disbursements Year to Date
<b>Grand Total</b>	<b>1,097,202</b>	<b>1,454,374</b>	<b>-5,321,846</b>	<b>242,527</b>	<b>25,492,971</b>	<b>14,131,516</b>	<b>-10,450</b>	<b>-38,122</b>	<b>3,551,013</b>	<b>2,170,282</b>	<b>24,808,890</b>	<b>17,960,577</b>
<b>Army Total</b>	<b>-170,659</b>	<b>133,818</b>	<b>-1,261,251</b>	<b>-210,297</b>	<b>12,708,345</b>	<b>6,306,524</b>	<b>35,523</b>	<b>11,605</b>	<b>1,497,117</b>	<b>962,968</b>	<b>12,809,075</b>	<b>7,204,618</b>
<b>Army Active Total</b>	<b>-170,603</b>	<b>133,727</b>	<b>-1,257,353</b>	<b>-210,819</b>	<b>12,659,939</b>	<b>6,280,459</b>	<b>35,523</b>	<b>11,605</b>	<b>1,497,038</b>	<b>962,894</b>	<b>12,764,544</b>	<b>7,177,866</b>
Operation and Maintenance, Army												
1.2.1 Civilian Premium Pay	17	173	-98	150	59,433	56,261	248	230	963	963	60,563	57,777
1.2.2 Civilian Temporary Hires	31	31	9	86	740	740	0	0	9	9	789	866
<b>1.0 Personnel Sub-Total</b>	<b>48</b>	<b>204</b>	<b>-89</b>	<b>236</b>	<b>60,173</b>	<b>57,001</b>	<b>248</b>	<b>230</b>	<b>972</b>	<b>972</b>	<b>61,352</b>	<b>58,643</b>
2.1 Temporary Duty (TDY)/Additional Duty (TAD)	24	1	-470	24,553	129,522	64,428	4,408	3,750	2,562	1,995	136,046	94,727
2.2 Clothing and Other Personnel Equipment & Supplies	-673	286	-79	15,820	96,654	37,588	0	0	981	977	96,883	54,671
2.2.1 Organizational Clothing	0	0	0	227	0	0	0	0	0	0	0	227
2.3 Medical Support/Health Services	73	72	-10	87	23,382	19,479	0	0	2,855	2,252	26,300	21,890
2.5 Other Personnel Support	790	-1	-120	122	40,845	11,578	0	0	227	227	41,742	11,926
2.6 Rest & Recreation	0	0	0	0	3,971	2,913	0	0	0	0	3,971	2,913
2.7 Body Armor	-20	23	0	0	0	0	0	0	0	0	-20	23
<b>2.0 Personnel Support Sub-Total</b>	<b>194</b>	<b>381</b>	<b>-679</b>	<b>40,809</b>	<b>294,374</b>	<b>135,986</b>	<b>4,408</b>	<b>3,750</b>	<b>6,625</b>	<b>5,451</b>	<b>304,922</b>	<b>186,377</b>
3.1 Training	54	53	18	175	90,812	11,684	0	0	1	0	90,885	11,912
3.2 Operations (OPTEMPO) (Fuel, Other POL, Parts)	-245	-138	-93	-42	702,195	577,562	542	133	48,775	20,216	751,174	597,731
3.2.1 MRAP Vehicles Operation	0	0	0	0	54,032	14,006	0	0	0	0	54,032	14,006
3.3 Other Supplies & Equipment	-741	2,408	-99	9,256	247,995	139,921	168	128	113,873	35,247	361,196	186,960
3.4 Facilities/Base Support	-9,311	155	-44,613	12,790	397,848	85,175	3,444	744	10,976	10,114	358,344	108,978
3.5.1 Organization Level Maintenance	-1,877	7	-392	2,799	103,757	41,954	0	0	0	0	101,488	44,760
3.5.2 Intermediate Level Maintenance	-1,771	4,093	-635	442	191,072	109,723	0	0	0	0	188,666	114,258
3.5.3 Depot Level Maintenance	-3,054	9,924	-5,534	616	984,477	188,623	0	0	2,456	254	978,345	199,417
3.5.4 Contractor Logistics Support	-9,953	13,275	-7,571	14,925	577,073	181,880	13,802	1,605	127,227	7,342	700,578	219,027
3.5.6 MRAP Vehicles Equipment Maintenance	0	0	0	0	89,190	10,399	0	0	0	0	89,190	10,399
3.6 (C4I)	-13,529	100,624	-113,948	323,502	1,503,219	433,057	357	327	193,344	66,149	1,569,443	923,659
3.7 Other Services and Miscellaneous Contracts	-123,794	2,657	-37,040	117,345	2,118,167	436,747	11,446	4,122	278,049	163,601	2,246,828	724,472
3.9 Psychological Operations (Information Operations)	0	0	0	0	2,657	0	0	0	0	0	2,657	0
<b>3.0 Operating Support Sub-Total</b>	<b>-164,221</b>	<b>133,058</b>	<b>-209,907</b>	<b>481,808</b>	<b>7,062,494</b>	<b>2,230,731</b>	<b>29,759</b>	<b>7,059</b>	<b>774,701</b>	<b>302,923</b>	<b>7,492,826</b>	<b>3,155,579</b>
4.1 Airlift	-200	0	0	0	265,502	129,657	0	0	0	0	265,502	129,657
4.2 Sealift	0	0	0	0	38,497	36,130	0	0	0	0	38,497	36,130
4.4 Port Handling/Inland Transportation	1	7	-12,662	24	151,051	55,535	1,108	566	770	739	140,268	56,871
4.5 Other Transportation	0	-1	-25	19	22	13	0	0	0	0	-3	31



**COST OF WAR**  
**Operation and Maintenance (O&M) Summary Execution by Operation, Component, Appropriation and Cost Breakdown Structure (CBS)**  
**Fiscal Year 2007 - 2016**  
**(Amounts in Thousands)**  
**As of June 30, 2016**

Component and Appropriation	Operation New Dawn (OND) / Post-OND Iraq Activities		Operation Enduring Freedom		Operation Freedom's Sentinel		Operation Noble Eagle		Operation Inherent Resolve		Summary	
	Obligations Year to Date	Disbursements Year to Date	Obligations Year to Date	Disbursements Year to Date	Obligations Year to Date	Disbursements Year to Date	Obligations Year to Date	Disbursements Year to Date	Obligations Year to Date	Disbursements Year to Date	Obligations Year to Date	Disbursements Year to Date
4.6 Second Destination Transportation	6	7	-1,023	8,069	579,688	276,745	0	0	1	1	578,672	284,822
4.7 MRAP Vehicles Transportation	-1,000	0	0	0	0	0	0	0	0	0	-1,000	0
<b>4.0 Transportation Sub-Total</b>	<b>-1,193</b>	<b>13</b>	<b>-13,710</b>	<b>8,112</b>	<b>1,034,760</b>	<b>498,080</b>	<b>1,108</b>	<b>566</b>	<b>771</b>	<b>740</b>	<b>1,021,736</b>	<b>507,511</b>
7.4.1 Afghanistan (CERP)	0	0	-53	291	1,461	901	0	0	0	0	1,408	1,192
7.6.1 Trainee Equip/Support	0	0	0	0	0	0	0	0	1,942	729	1,942	729
7.6.2 U.S. Trainer/Enabler	0	0	0	0	0	0	0	0	6,294	1,245	6,294	1,245
<b>7.0 Other Support Sub-Total</b>	<b>0</b>	<b>0</b>	<b>-53</b>	<b>291</b>	<b>1,461</b>	<b>901</b>	<b>0</b>	<b>0</b>	<b>8,236</b>	<b>1,974</b>	<b>9,644</b>	<b>3,166</b>
Afghanistan Security Forces Fund, Army												
7.3.02 Defense Forces Sustainment	0	0	-422,817	-416,989	2,048,797	1,678,931	0	0	0	0	1,625,980	1,261,942
7.3.03 Defense Forces Infrastructure	0	0	-179,616	-27,373	79,459	84,918	0	0	0	0	-100,157	57,545
7.3.04 Defense Forces Equipment and Transportation	0	0	-30,748	-30,634	341,532	268,490	0	0	0	0	310,784	237,856
7.3.05 Defense Forces Training and Operations	0	0	-201,638	-200,348	383,655	392,200	0	0	0	0	182,017	191,852
7.3.07 Interior Forces Sustainment	0	0	-156,092	-150,843	1,045,983	784,839	0	0	0	0	889,891	633,996
7.3.08 Interior Forces Infrastructure	0	0	-21,444	1,823	46,209	42,301	0	0	0	0	24,765	44,124
7.3.09 Interior Forces Equipment	0	0	-1	8	211,367	89,722	0	0	0	0	211,366	89,730
7.3.10 Interior Forces Training and Operations	0	0	-12,688	-9,803	45,806	33,028	0	0	0	0	33,118	23,225
7.3.14 Detainee Operations Sustainment	0	0	-2,107	-2,106	3,869	4,792	0	0	0	0	1,762	2,686
7.3.15 Detainee Operations Infrastructure	0	0	-409	-5	0	0	0	0	0	0	-409	-5
7.3.20 Other	0	0	14,678	23,432	0	-21,461	0	0	0	0	14,678	1,971
<b>7.0 Other Support Sub-Total</b>	<b>0</b>	<b>0</b>	<b>-1,012,882</b>	<b>-812,838</b>	<b>4,206,677</b>	<b>3,357,760</b>	<b>0</b>	<b>0</b>	<b>0</b>	<b>0</b>	<b>3,193,795</b>	<b>2,544,922</b>
Iraq Security Forces Fund, Army												
7.3.02 Defense Forces Sustainment	-1,893	-10	0	0	0	0	0	0	0	0	-1,893	-10
7.3.04 Defense Forces Equipment and Transportation	-505	0	0	0	0	0	0	0	0	0	-505	0
7.3.05 Defense Forces Training and Operations	-98	63	0	0	0	0	0	0	0	0	-98	63
7.3.07 Interior Forces Sustainment	-25	0	0	0	0	0	0	0	0	0	-25	0
7.3.09 Interior Forces Equipment	-36	0	0	0	0	0	0	0	0	0	-36	0
7.3.10 Interior Forces Training and Operations	-2,262	17	0	0	0	0	0	0	0	0	-2,262	17
7.3.11 Quick Response Fund	-1,116	-2,014	0	0	0	0	0	0	0	0	-1,116	-2,014
7.3.12 Quick Response Fund	504	2,015	0	0	0	0	0	0	0	0	504	2,015
<b>7.0 Other Support Sub-Total</b>	<b>-5,431</b>	<b>71</b>	<b>0</b>	<b>0</b>	<b>0</b>	<b>0</b>	<b>0</b>	<b>0</b>	<b>0</b>	<b>0</b>	<b>-5,431</b>	<b>71</b>
Pakistan Counterinsurgency Fund, Army												
7.3.30 PCCF Defense Security Forces	0	0	-305	0	0	0	0	0	0	0	-305	0
7.3.40 PCCF Frontier Corps	0	0	-186	1	0	0	0	0	0	0	-186	1

**COST OF WAR**  
**Operation and Maintenance (O&M) Summary Execution by Operation, Component, Appropriation and Cost Breakdown Structure (CBS)**  
**Fiscal Year 2007 - 2016**  
**(Amounts in Thousands)**  
**As of June 30, 2016**

Component and Appropriation	Operation New Dawn (OND) / Post-OND Iraq Activities		Operation Enduring Freedom		Operation Freedom's Sentinel		Operation Noble Eagle		Operation Inherent Resolve		Summary	
	Obligations Year to Date	Disbursements Year to Date	Obligations Year to Date	Disbursements Year to Date	Obligations Year to Date	Disbursements Year to Date	Obligations Year to Date	Disbursements Year to Date	Obligations Year to Date	Disbursements Year to Date	Obligations Year to Date	Disbursements Year to Date
<b>7.0 Other Support Sub-Total</b>	<b>0</b>	<b>0</b>	<b>-491</b>	<b>1</b>	<b>0</b>	<b>0</b>	<b>0</b>	<b>0</b>	<b>0</b>	<b>0</b>	<b>-491</b>	<b>1</b>
Afghanistan Infrastructure Fund, Army												
7.5.1 Afghanistan Infrastructure Fund - Power	0	0	-19,028	53,019	0	0	0	0	0	0	-19,028	53,019
7.5.2 Afghanistan Infrastructure Fund - Transportation	0	0	-20	758	0	0	0	0	0	0	-20	758
7.5.3 Afghanistan Infrastructure Fund - Water	0	0	-494	16,985	0	0	0	0	0	0	-494	16,985
<b>7.0 Other Support Sub-Total</b>	<b>0</b>	<b>0</b>	<b>-19,542</b>	<b>70,762</b>	<b>0</b>	<b>0</b>	<b>0</b>	<b>0</b>	<b>0</b>	<b>0</b>	<b>-19,542</b>	<b>70,762</b>
Iraq Train and Equip Fund												
7.7.1 Defense Forces	0	0	0	0	0	0	0	0	705,733	650,834	705,733	650,834
<b>7.0 Other Support Sub-Total</b>	<b>0</b>	<b>0</b>	<b>0</b>	<b>0</b>	<b>0</b>	<b>0</b>	<b>0</b>	<b>0</b>	<b>705,733</b>	<b>650,834</b>	<b>705,733</b>	<b>650,834</b>
<b>Army Reserve Total</b>	<b>-2</b>	<b>91</b>	<b>-20</b>	<b>-6</b>	<b>20,059</b>	<b>11,537</b>	<b>0</b>	<b>0</b>	<b>79</b>	<b>74</b>	<b>20,116</b>	<b>11,696</b>
Operation and Maintenance, Army Reserve												
2.1 Temporary Duty (TDY)/Additional Duty (TAD)	-1	-1	-3	-1	6,207	5,316	0	0	79	74	6,282	5,388
2.4 Reserve Component Activation/Deactivation	5	4	-8	-7	0	0	0	0	0	0	-3	-3
2.5 Other Personnel Support	0	0	-11	0	6,731	4,099	0	0	0	0	6,720	4,099
<b>2.0 Personnel Support Sub-Total</b>	<b>4</b>	<b>3</b>	<b>-22</b>	<b>-8</b>	<b>12,938</b>	<b>9,415</b>	<b>0</b>	<b>0</b>	<b>79</b>	<b>74</b>	<b>12,999</b>	<b>9,484</b>
3.3 Other Supplies & Equipment	-5	0	0	0	271	243	0	0	0	0	266	243
3.4 Facilities/Base Support	0	0	0	0	381	291	0	0	0	0	381	291
3.6 (C4I)	0	0	0	0	23	8	0	0	0	0	23	8
3.7 Other Services and Miscellaneous Contracts	-1	88	2	2	5,890	1,277	0	0	0	0	5,891	1,367
<b>3.0 Operating Support Sub-Total</b>	<b>-6</b>	<b>88</b>	<b>2</b>	<b>2</b>	<b>6,565</b>	<b>1,819</b>	<b>0</b>	<b>0</b>	<b>0</b>	<b>0</b>	<b>6,561</b>	<b>1,909</b>
4.4 Port Handling/Inland Transportation	0	0	0	0	556	303	0	0	0	0	556	303
<b>4.0 Transportation Sub-Total</b>	<b>0</b>	<b>0</b>	<b>0</b>	<b>0</b>	<b>556</b>	<b>303</b>	<b>0</b>	<b>0</b>	<b>0</b>	<b>0</b>	<b>556</b>	<b>303</b>
<b>Army National Guard Total</b>	<b>-54</b>	<b>0</b>	<b>-3,878</b>	<b>528</b>	<b>28,347</b>	<b>14,528</b>	<b>0</b>	<b>0</b>	<b>0</b>	<b>0</b>	<b>24,415</b>	<b>15,056</b>
Operation and Maintenance, Army Natl Guard												
1.2.1 Civilian Premium Pay	0	0	0	0	431	425	0	0	0	0	431	425
<b>1.0 Personnel Sub-Total</b>	<b>0</b>	<b>0</b>	<b>0</b>	<b>0</b>	<b>431</b>	<b>425</b>	<b>0</b>	<b>0</b>	<b>0</b>	<b>0</b>	<b>431</b>	<b>425</b>
2.1 Temporary Duty (TDY)/Additional Duty (TAD)	0	0	0	0	36	32	0	0	0	0	36	32
2.2 Clothing and Other Personnel Equipment & Supplies	0	0	0	0	58	0	0	0	0	0	58	0
2.3 Medical Support/Health Services	0	0	0	0	272	115	0	0	0	0	272	115
2.4 Reserve Component Activation/Deactivation	0	0	0	0	4,731	3,308	0	0	0	0	4,731	3,308
2.5 Other Personnel Support	0	0	0	0	141	13	0	0	0	0	141	13
<b>2.0 Personnel Support Sub-Total</b>	<b>0</b>	<b>0</b>	<b>0</b>	<b>0</b>	<b>5,238</b>	<b>3,468</b>	<b>0</b>	<b>0</b>	<b>0</b>	<b>0</b>	<b>5,238</b>	<b>3,468</b>
3.1 Training	0	0	0	0	4	0	0	0	0	0	4	0

**COST OF WAR**  
**Operation and Maintenance (O&M) Summary Execution by Operation, Component, Appropriation and Cost Breakdown Structure (CBS)**  
**Fiscal Year 2007 - 2016**  
**(Amounts in Thousands)**  
**As of June 30, 2016**

Component and Appropriation	Operation New Dawn (OND) / Post-OND Iraq Activities		Operation Enduring Freedom		Operation Freedom's Sentinel		Operation Noble Eagle		Operation Inherent Resolve		Summary	
	Obligations Year to Date	Disbursements Year to Date	Obligations Year to Date	Disbursements Year to Date	Obligations Year to Date	Disbursements Year to Date	Obligations Year to Date	Disbursements Year to Date	Obligations Year to Date	Disbursements Year to Date	Obligations Year to Date	Disbursements Year to Date
3.2 Operations (OPTEMPO) (Fuel, Other POL, Parts)	0	0	0	0	10,230	6,251	0	0	0	0	10,230	6,251
3.3 Other Supplies & Equipment	-52	0	103	105	3,187	780	0	0	0	0	3,238	885
3.4 Facilities/Base Support	0	0	0	48	1,035	259	0	0	0	0	1,035	307
3.5.3 Depot Level Maintenance	0	0	0	0	5	0	0	0	0	0	5	0
3.5.4 Contractor Logistics Support	-2	0	-2,956	0	0	0	0	0	0	0	-2,958	0
3.6 (C4I)	0	0	0	2	3,989	2,102	0	0	0	0	3,989	2,104
3.7 Other Services and Miscellaneous Contracts	0	0	-1,025	373	3,892	1,051	0	0	0	0	2,867	1,424
<b>3.0 Operating Support Sub-Total</b>	<b>-54</b>	<b>0</b>	<b>-3,878</b>	<b>528</b>	<b>22,342</b>	<b>10,443</b>	<b>0</b>	<b>0</b>	<b>0</b>	<b>0</b>	<b>18,410</b>	<b>10,971</b>
4.4 Port Handling/Inland Transportation	0	0	0	0	255	192	0	0	0	0	255	192
4.5 Other Transportation	0	0	0	0	81	0	0	0	0	0	81	0
<b>4.0 Transportation Sub-Total</b>	<b>0</b>	<b>0</b>	<b>0</b>	<b>0</b>	<b>336</b>	<b>192</b>	<b>0</b>	<b>0</b>	<b>0</b>	<b>0</b>	<b>336</b>	<b>192</b>
<b>Navy/Marine Corps Total</b>	<b>4,813</b>	<b>59,585</b>	<b>-1,031,725</b>	<b>-218,050</b>	<b>4,607,392</b>	<b>2,746,961</b>	<b>0</b>	<b>0</b>	<b>341,933</b>	<b>183,567</b>	<b>3,922,413</b>	<b>2,772,063</b>
<b>Navy Total</b>	<b>0</b>	<b>0</b>	<b>0</b>	<b>1</b>	<b>3,348,104</b>	<b>2,006,359</b>	<b>0</b>	<b>0</b>	<b>332,948</b>	<b>177,907</b>	<b>3,681,052</b>	<b>2,184,267</b>
<b>Navy Active Total</b>	<b>0</b>	<b>0</b>	<b>0</b>	<b>1</b>	<b>3,322,557</b>	<b>1,993,995</b>	<b>0</b>	<b>0</b>	<b>332,948</b>	<b>177,907</b>	<b>3,655,505</b>	<b>2,171,903</b>
Operation and Maintenance, Navy												
1.2.1 Civilian Premium Pay	0	0	0	0	61,498	50,213	0	0	43	43	61,541	50,256
1.2.2 Civilian Temporary Hires	0	0	0	0	488	428	0	0	50	50	538	478
<b>1.0 Personnel Sub-Total</b>	<b>0</b>	<b>0</b>	<b>0</b>	<b>0</b>	<b>61,986</b>	<b>50,641</b>	<b>0</b>	<b>0</b>	<b>93</b>	<b>93</b>	<b>62,079</b>	<b>50,734</b>
2.1 Temporary Duty (TDY)/Additional Duty (TAD)	0	0	0	0	95,773	70,605	0	0	698	698	96,471	71,303
2.2 Clothing and Other Personnel Equipment & Supplies	0	0	0	0	6,540	1,137	0	0	0	0	6,540	1,137
2.3 Medical Support/Health Services	0	0	0	0	35	18	0	0	0	0	35	18
2.5 Other Personnel Support	0	0	0	0	3,773	2,437	0	0	0	0	3,773	2,437
<b>2.0 Personnel Support Sub-Total</b>	<b>0</b>	<b>0</b>	<b>0</b>	<b>0</b>	<b>106,121</b>	<b>74,197</b>	<b>0</b>	<b>0</b>	<b>698</b>	<b>698</b>	<b>106,819</b>	<b>74,895</b>
3.1 Training	0	0	0	0	45,355	29,156	0	0	0	0	45,355	29,156
3.2 Operations (OPTEMPO) (Fuel, Other POL, Parts)	0	0	0	0	809,145	747,515	0	0	165,370	165,370	974,515	912,885
3.3 Other Supplies & Equipment	0	0	0	0	146,139	108,934	0	0	0	0	146,139	108,934
3.4 Facilities/Base Support	0	0	0	0	31,652	8,619	0	0	0	0	31,652	8,619
3.5.1 Organization Level Maintenance	0	0	0	0	37,310	32,940	0	0	0	0	37,310	32,940
3.5.2 Intermediate Level Maintenance	0	0	0	0	6,596	4,754	0	0	0	0	6,596	4,754
3.5.3 Depot Level Maintenance	0	0	0	0	1,437,713	558,073	0	0	0	0	1,437,713	558,073
3.5.4 Contractor Logistics Support	0	0	0	0	7,514	4,665	0	0	0	0	7,514	4,665
3.6 (C4I)	0	0	0	0	49,519	32,752	0	0	0	0	49,519	32,752
3.7 Other Services and Miscellaneous Contracts	0	0	0	1	142,646	64,435	0	0	166,255	11,214	308,901	75,650

**COST OF WAR**  
**Operation and Maintenance (O&M) Summary Execution by Operation, Component, Appropriation and Cost Breakdown Structure (CBS)**  
**Fiscal Year 2007 - 2016**  
**(Amounts in Thousands)**  
**As of June 30, 2016**

Component and Appropriation	Operation New Dawn (OND) / Post-OND Iraq Activities		Operation Enduring Freedom		Operation Freedom's Sentinel		Operation Noble Eagle		Operation Inherent Resolve		Summary	
	Obligations Year to Date	Disbursements Year to Date	Obligations Year to Date	Disbursements Year to Date	Obligations Year to Date	Disbursements Year to Date	Obligations Year to Date	Disbursements Year to Date	Obligations Year to Date	Disbursements Year to Date	Obligations Year to Date	Disbursements Year to Date
<b>3.0 Operating Support Sub-Total</b>	<b>0</b>	<b>0</b>	<b>0</b>	<b>1</b>	<b>2,713,589</b>	<b>1,591,843</b>	<b>0</b>	<b>0</b>	<b>331,625</b>	<b>176,584</b>	<b>3,045,214</b>	<b>1,768,428</b>
4.1 Airlift	0	0	0	0	189,049	94,925	0	0	532	532	189,581	95,457
4.2 Sealift	0	0	0	0	236,165	180,702	0	0	0	0	236,165	180,702
4.4 Port Handling/Inland Transportation	0	0	0	0	5,249	38	0	0	0	0	5,249	38
4.5 Other Transportation	0	0	0	0	8,804	550	0	0	0	0	8,804	550
4.6 Second Destination Transportation	0	0	0	0	1,594	1,099	0	0	0	0	1,594	1,099
<b>4.0 Transportation Sub-Total</b>	<b>0</b>	<b>0</b>	<b>0</b>	<b>0</b>	<b>440,861</b>	<b>277,314</b>	<b>0</b>	<b>0</b>	<b>532</b>	<b>532</b>	<b>441,393</b>	<b>277,846</b>
<b>Navy Reserve Total</b>	<b>0</b>	<b>0</b>	<b>0</b>	<b>0</b>	<b>25,547</b>	<b>12,364</b>	<b>0</b>	<b>0</b>	<b>0</b>	<b>0</b>	<b>25,547</b>	<b>12,364</b>
Operation and Maintenance, Navy Reserve												
2.2 Clothing and Other Personnel Equipment & Supplies	0	0	0	0	392	162	0	0	0	0	392	162
2.3 Medical Support/Health Services	0	0	0	0	561	280	0	0	0	0	561	280
2.4 Reserve Component Activation/Deactivation	0	0	0	0	1,454	497	0	0	0	0	1,454	497
<b>2.0 Personnel Support Sub-Total</b>	<b>0</b>	<b>0</b>	<b>0</b>	<b>0</b>	<b>2,407</b>	<b>939</b>	<b>0</b>	<b>0</b>	<b>0</b>	<b>0</b>	<b>2,407</b>	<b>939</b>
3.5.2 Intermediate Level Maintenance	0	0	0	0	6	6	0	0	0	0	6	6
3.5.3 Depot Level Maintenance	0	0	0	0	18,125	11,329	0	0	0	0	18,125	11,329
3.5.4 Contractor Logistics Support	0	0	0	0	3,578	0	0	0	0	0	3,578	0
3.7 Other Services and Miscellaneous Contracts	0	0	0	0	1,431	90	0	0	0	0	1,431	90
<b>3.0 Operating Support Sub-Total</b>	<b>0</b>	<b>0</b>	<b>0</b>	<b>0</b>	<b>23,140</b>	<b>11,425</b>	<b>0</b>	<b>0</b>	<b>0</b>	<b>0</b>	<b>23,140</b>	<b>11,425</b>
<b>Marine Corps Total</b>	<b>4,813</b>	<b>59,585</b>	<b>-1,031,725</b>	<b>-218,051</b>	<b>1,259,288</b>	<b>740,602</b>	<b>0</b>	<b>0</b>	<b>8,985</b>	<b>5,660</b>	<b>241,361</b>	<b>587,796</b>
<b>Marine Corps Active Total</b>	<b>4,813</b>	<b>59,585</b>	<b>-1,025,755</b>	<b>-216,957</b>	<b>1,252,906</b>	<b>734,998</b>	<b>0</b>	<b>0</b>	<b>8,985</b>	<b>5,660</b>	<b>240,949</b>	<b>583,286</b>
Operation and Maintenance, Marine Corps												
1.1.2 Imminent Danger or Hostile Fire Pay	0	0	7	7	0	0	0	0	0	0	7	7
1.1.5 Subsistence	0	0	-1,282	-1,276	0	0	0	0	0	0	-1,282	-1,276
1.1.7 Other Military Personnel (Special Pay)	0	0	-1,274	-1,010	1,405	1,484	0	0	0	0	131	474
1.2.1 Civilian Premium Pay	1,534	1,660	168,974	167,026	1,339	1,328	0	0	0	0	171,847	170,014
1.2.2 Civilian Temporary Hires	0	0	-2,462	-2,937	4,216	4,474	0	0	0	0	1,754	1,537
1.2.3 MRAP Vehicles	0	0	0	-1	0	1	0	0	0	0	0	0
<b>1.0 Personnel Sub-Total</b>	<b>1,534</b>	<b>1,660</b>	<b>163,963</b>	<b>161,809</b>	<b>6,960</b>	<b>7,287</b>	<b>0</b>	<b>0</b>	<b>0</b>	<b>0</b>	<b>172,457</b>	<b>170,756</b>
2.1 Temporary Duty (TDY)/Additional Duty (TAD)	-47	13	-23,158	-20,638	36,935	33,386	0	0	2,357	1,836	16,087	14,597
2.2 Clothing and Other Personnel Equipment & Supplies	0	0	-51,534	-12,659	78,107	47,235	0	0	68	0	26,641	34,576
2.2.1 Organizational Clothing	0	0	-262	-250	259	256	0	0	0	0	-3	6
2.3 Medical Support/Health Services	0	0	-1,616	-995	2,093	1,705	0	0	0	0	477	710
2.4 Reserve Component Activation/Deactivation	3	3	-5,874	-3,712	4,693	4,686	0	0	243	221	-935	1,198

**COST OF WAR**  
**Operation and Maintenance (O&M) Summary Execution by Operation, Component, Appropriation and Cost Breakdown Structure (CBS)**  
**Fiscal Year 2007 - 2016**  
**(Amounts in Thousands)**  
**As of June 30, 2016**

Component and Appropriation	Operation New Dawn (OND) / Post-OND Iraq Activities		Operation Enduring Freedom		Operation Freedom's Sentinel		Operation Noble Eagle		Operation Inherent Resolve		Summary	
	Obligations Year to Date	Disbursements Year to Date	Obligations Year to Date	Disbursements Year to Date	Obligations Year to Date	Disbursements Year to Date	Obligations Year to Date	Disbursements Year to Date	Obligations Year to Date	Disbursements Year to Date	Obligations Year to Date	Disbursements Year to Date
2.5 Other Personnel Support	0	0	-3,578	-1,670	14,305	11,759	0	0	0	0	10,727	10,089
<b>2.0 Personnel Support Sub-Total</b>	<b>-44</b>	<b>16</b>	<b>-86,022</b>	<b>-39,924</b>	<b>136,392</b>	<b>99,027</b>	<b>0</b>	<b>0</b>	<b>2,668</b>	<b>2,057</b>	<b>52,994</b>	<b>61,176</b>
3.1 Training	0	0	-221,227	-165,885	64,911	28,773	0	0	119	97	-156,197	-137,015
3.2 Operations (OPTEMPO) (Fuel, Other POL, Parts)	0	0	-22,087	7,042	44,835	34,107	0	0	1,058	833	23,806	41,982
3.2.1 MRAP Vehicles Operation	0	0	-154	2,152	556	67	0	0	0	0	402	2,219
3.3 Other Supplies & Equipment	0	0	-37,196	-20,264	15,965	18,129	0	0	702	626	-20,529	-1,509
3.4 Facilities/Base Support	0	0	-28,624	-27,335	31,927	23,863	0	0	0	0	3,303	-3,472
3.4.1 MRAP Vehicles Facilities and Base Support	0	0	0	3,790	0	-4,548	0	0	0	0	0	-758
3.5.1 Organization Level Maintenance	0	0	-30,751	-8,753	34,433	23,029	0	0	0	0	3,682	14,276
3.5.2 Intermediate Level Maintenance	0	0	76,043	51,975	287	297	0	0	0	0	76,330	52,272
3.5.3 Depot Level Maintenance	3,353	61,815	-297,558	25,338	432,599	195,297	0	0	0	0	138,394	282,450
3.5.4 Contractor Logistics Support	0	0	-35,432	3,456	40,031	17,091	0	0	0	0	4,599	20,547
3.5.6 MRAP Vehicles Equipment Maintenance	0	0	-20,550	-5,470	20,842	12,474	0	0	0	0	292	7,004
3.6 (C4I)	-33	-30	-33,857	1,322	19,309	12,957	0	0	-34	1	-14,615	14,250
3.7 Other Services and Miscellaneous Contracts	-27	-3,906	-228,626	-37,785	329,919	207,971	0	0	4,472	2,042	105,738	168,322
<b>3.0 Operating Support Sub-Total</b>	<b>3,293</b>	<b>57,879</b>	<b>-880,019</b>	<b>-170,417</b>	<b>1,035,614</b>	<b>569,507</b>	<b>0</b>	<b>0</b>	<b>6,317</b>	<b>3,599</b>	<b>165,205</b>	<b>460,568</b>
4.1 Airlift	0	0	-500	-500	849	849	0	0	0	0	349	349
4.2 Sealift	0	0	-431	-431	431	1,536	0	0	0	0	0	1,105
4.4 Port Handling/Inland Transportation	0	0	-227	-113	171	119	0	0	0	0	-56	6
4.5 Other Transportation	30	30	22,135	22,813	28,669	21,979	0	0	0	4	50,834	44,826
4.6 Second Destination Transportation	0	0	-223,559	-170,085	43,815	34,694	0	0	0	0	-179,744	-135,391
4.8 Retrograde of Personnel and Equipment	0	0	-21,095	-20,109	5	0	0	0	0	0	-21,090	-20,109
<b>4.0 Transportation Sub-Total</b>	<b>30</b>	<b>30</b>	<b>-223,677</b>	<b>-168,425</b>	<b>73,940</b>	<b>59,177</b>	<b>0</b>	<b>0</b>	<b>0</b>	<b>4</b>	<b>-149,707</b>	<b>-109,214</b>
<b>Marine Corps Reserve Total</b>	<b>0</b>	<b>0</b>	<b>-5,970</b>	<b>-1,094</b>	<b>6,382</b>	<b>5,604</b>	<b>0</b>	<b>0</b>	<b>0</b>	<b>0</b>	<b>412</b>	<b>4,510</b>
Operation and Maintenance, USMC Reserve												
2.1 Temporary Duty (TDY)/Additional Duty (TAD)	0	0	-1,758	-1,797	2,310	2,635	0	0	0	0	552	838
2.2 Clothing and Other Personnel Equipment & Supplies	0	0	-274	-13	286	232	0	0	0	0	12	219
2.4 Reserve Component Activation/Deactivation	0	0	-62	-62	202	-17	0	0	0	0	140	-79
<b>2.0 Personnel Support Sub-Total</b>	<b>0</b>	<b>0</b>	<b>-2,094</b>	<b>-1,872</b>	<b>2,798</b>	<b>2,850</b>	<b>0</b>	<b>0</b>	<b>0</b>	<b>0</b>	<b>704</b>	<b>978</b>
3.2 Operations (OPTEMPO) (Fuel, Other POL, Parts)	0	0	-1,082	-576	2,679	2,294	0	0	0	0	1,597	1,718
3.6 (C4I)	0	0	-388	0	580	93	0	0	0	0	192	93
3.7 Other Services and Miscellaneous Contracts	0	0	-296	1,354	325	367	0	0	0	0	29	1,721
<b>3.0 Operating Support Sub-Total</b>	<b>0</b>	<b>0</b>	<b>-1,766</b>	<b>778</b>	<b>3,584</b>	<b>2,754</b>	<b>0</b>	<b>0</b>	<b>0</b>	<b>0</b>	<b>1,818</b>	<b>3,532</b>

**COST OF WAR**  
**Operation and Maintenance (O&M) Summary Execution by Operation, Component, Appropriation and Cost Breakdown Structure (CBS)**  
**Fiscal Year 2007 - 2016**  
**(Amounts in Thousands)**  
**As of June 30, 2016**

Component and Appropriation	Operation New Dawn (OND) / Post-OND Iraq Activities		Operation Enduring Freedom		Operation Freedom's Sentinel		Operation Noble Eagle		Operation Inherent Resolve		Summary	
	Obligations Year to Date	Disbursements Year to Date	Obligations Year to Date	Disbursements Year to Date	Obligations Year to Date	Disbursements Year to Date	Obligations Year to Date	Disbursements Year to Date	Obligations Year to Date	Disbursements Year to Date	Obligations Year to Date	Disbursements Year to Date
4.5 Other Transportation	0	0	-2,110	0	0	0	0	0	0	0	-2,110	0
<b>4.0 Transportation Sub-Total</b>	<b>0</b>	<b>0</b>	<b>-2,110</b>	<b>0</b>	<b>0</b>	<b>0</b>	<b>0</b>	<b>0</b>	<b>0</b>	<b>0</b>	<b>-2,110</b>	<b>0</b>
<b>Air Force Total</b>	<b>1,199,000</b>	<b>1,219,015</b>	<b>-2,914,208</b>	<b>-30,238</b>	<b>5,555,444</b>	<b>3,599,117</b>	<b>-46,134</b>	<b>-48,358</b>	<b>1,222,010</b>	<b>818,246</b>	<b>5,016,112</b>	<b>5,557,782</b>
<b>Air Force Active Total</b>	<b>1,199,001</b>	<b>1,219,015</b>	<b>-2,941,008</b>	<b>-57,730</b>	<b>5,426,007</b>	<b>3,501,770</b>	<b>-46,134</b>	<b>-48,358</b>	<b>1,222,010</b>	<b>818,246</b>	<b>4,859,876</b>	<b>5,432,943</b>
Operation and Maintenance, Air Force												
1.1.6 Reserve Components Predeployment Training	0	0	0	0	0	0	120	120	0	0	120	120
1.1.7 Other Military Personnel (Special Pay)	0	0	0	0	10	0	0	0	0	0	10	0
1.2.2 Civilian Temporary Hires	3,991	3,999	-1,002	-829	39,240	39,096	655	655	37	37	42,921	42,958
<b>1.0 Personnel Sub-Total</b>	<b>3,991</b>	<b>3,999</b>	<b>-1,002</b>	<b>-829</b>	<b>39,250</b>	<b>39,096</b>	<b>775</b>	<b>775</b>	<b>37</b>	<b>37</b>	<b>43,051</b>	<b>43,078</b>
2.1 Temporary Duty (TDY)/Additional Duty (TAD)	15,152	14,785	-27,039	24,347	172,407	96,123	3,254	2,080	9,796	8,247	173,570	145,582
2.2 Clothing and Other Personnel Equipment & Supplies	21	21	6	334	1,185	1,668	0	0	61	61	1,273	2,084
2.3 Medical Support/Health Services	-8,017	-9,209	1,163	10,051	23,113	14,002	263	209	1,513	867	18,035	15,920
2.5 Other Personnel Support	39,296	21,605	-5,600	7,865	37,116	17,956	0	0	328	353	71,140	47,779
<b>2.0 Personnel Support Sub-Total</b>	<b>46,452</b>	<b>27,202</b>	<b>-31,470</b>	<b>42,597</b>	<b>233,821</b>	<b>129,749</b>	<b>3,517</b>	<b>2,289</b>	<b>11,698</b>	<b>9,528</b>	<b>264,018</b>	<b>211,365</b>
3.1 Training	127	127	-1,693	7,753	29,802	12,033	0	0	2,053	831	30,289	20,744
3.2 Operations (OPTEMPO) (Fuel, Other POL, Parts)	22,201	16,539	-158,357	-159,520	341,303	231,958	-50,419	-51,465	744,134	513,899	898,862	551,411
3.3 Other Supplies & Equipment	-77,588	-18,156	31,614	259,490	314,971	218,819	-19	21	57,162	52,152	326,140	512,326
3.4 Facilities/Base Support	-29,996	-28,386	-99,842	-4,159	186,675	98,695	-4	6	23,592	13,350	80,425	79,506
3.5.3 Depot Level Maintenance	1,605,757	1,558,253	4,487,348	4,322,501	1,786,438	1,167,432	0	0	0	0	7,879,543	7,048,186
3.5.4 Contractor Logistics Support	-119,392	-100,575	-7,094,009	-5,330,012	-228,505	-216,087	0	0	0	0	-7,441,906	-5,646,674
3.6 (C4)	33,667	32,721	-140,146	179,462	623,158	298,286	0	0	40,911	22,512	557,590	532,981
3.7 Other Services and Miscellaneous Contracts	-281,006	-270,076	115,451	400,637	1,157,706	951,221	0	0	187,927	50,390	1,180,078	1,132,172
<b>3.0 Operating Support Sub-Total</b>	<b>1,153,770</b>	<b>1,190,447</b>	<b>-2,859,634</b>	<b>-323,848</b>	<b>4,211,548</b>	<b>2,762,357</b>	<b>-50,442</b>	<b>-51,438</b>	<b>1,055,779</b>	<b>653,134</b>	<b>3,511,021</b>	<b>4,230,652</b>
4.1 Airlift	-5,049	-3,944	3,610	174,864	787,397	532,293	0	0	139,081	143,006	925,039	846,219
4.2 Sealift	183	183	-105	-90	164	88	0	0	0	0	242	181
4.5 Other Transportation	-346	1,128	-52,783	49,201	149,707	35,029	16	16	4,684	3,806	101,278	89,180
4.8 Retrograde of Personnel and Equipment	0	0	376	375	4,120	3,158	0	0	5	3	4,501	3,536
<b>4.0 Transportation Sub-Total</b>	<b>-5,212</b>	<b>-2,633</b>	<b>-48,902</b>	<b>224,350</b>	<b>941,388</b>	<b>570,568</b>	<b>16</b>	<b>16</b>	<b>143,770</b>	<b>146,815</b>	<b>1,031,060</b>	<b>939,116</b>
7.6.1 Trainee Equip/Support	0	0	0	0	0	0	0	0	4,469	779	4,469	779
7.6.2 U.S. Trainer/Enabler	0	0	0	0	0	0	0	0	6,257	7,953	6,257	7,953
<b>7.0 Other Support Sub-Total</b>	<b>0</b>	<b>0</b>	<b>0</b>	<b>0</b>	<b>0</b>	<b>0</b>	<b>0</b>	<b>0</b>	<b>10,726</b>	<b>8,732</b>	<b>10,726</b>	<b>8,732</b>
<b>Air Force Reserve Total</b>	<b>-1</b>	<b>0</b>	<b>25,725</b>	<b>25,263</b>	<b>125,065</b>	<b>94,799</b>	<b>0</b>	<b>0</b>	<b>0</b>	<b>0</b>	<b>150,789</b>	<b>120,062</b>
Operation and Maintenance, Air Force Reserve												

**COST OF WAR**  
**Operation and Maintenance (O&M) Summary Execution by Operation, Component, Appropriation and Cost Breakdown Structure (CBS)**  
**Fiscal Year 2007 - 2016**  
**(Amounts in Thousands)**  
**As of June 30, 2016**

Component and Appropriation	Operation New Dawn (OND) / Post-OND Iraq Activities		Operation Enduring Freedom		Operation Freedom's Sentinel		Operation Noble Eagle		Operation Inherent Resolve		Summary	
	Obligations Year to Date	Disbursements Year to Date	Obligations Year to Date	Disbursements Year to Date	Obligations Year to Date	Disbursements Year to Date	Obligations Year to Date	Disbursements Year to Date	Obligations Year to Date	Disbursements Year to Date	Obligations Year to Date	Disbursements Year to Date
2.1 Temporary Duty (TDY)/Additional Duty (TAD)	0	0	2,296	2,263	5,824	4,340	0	0	0	0	8,120	6,603
<b>2.0 Personnel Support Sub-Total</b>	<b>0</b>	<b>0</b>	<b>2,296</b>	<b>2,263</b>	<b>5,824</b>	<b>4,340</b>	<b>0</b>	<b>0</b>	<b>0</b>	<b>0</b>	<b>8,120</b>	<b>6,603</b>
3.2 Operations (OPTEMPO) (Fuel, Other POL, Parts)	0	0	53	53	0	0	0	0	0	0	53	53
3.3 Other Supplies & Equipment	-1	0	106	105	341	240	0	0	0	0	446	345
3.4 Facilities/Base Support	0	0	1,913	1,894	2,993	1,987	0	0	0	0	4,906	3,881
3.5.3 Depot Level Maintenance	0	0	10,074	10,074	16,817	16,817	0	0	0	0	26,891	26,891
3.5.4 Contractor Logistics Support	0	0	11,283	10,874	99,090	71,415	0	0	0	0	110,373	82,289
<b>3.0 Operating Support Sub-Total</b>	<b>-1</b>	<b>0</b>	<b>23,429</b>	<b>23,000</b>	<b>119,241</b>	<b>90,459</b>	<b>0</b>	<b>0</b>	<b>0</b>	<b>0</b>	<b>142,669</b>	<b>113,459</b>
<b>Air Force National Guard Total</b>	<b>0</b>	<b>0</b>	<b>1,075</b>	<b>2,229</b>	<b>4,372</b>	<b>2,548</b>	<b>0</b>	<b>0</b>	<b>0</b>	<b>0</b>	<b>5,447</b>	<b>4,777</b>
Operation and Maintenance, Air Natl Guard												
2.1 Temporary Duty (TDY)/Additional Duty (TAD)	0	0	94	126	656	602	0	0	0	0	750	728
<b>2.0 Personnel Support Sub-Total</b>	<b>0</b>	<b>0</b>	<b>94</b>	<b>126</b>	<b>656</b>	<b>602</b>	<b>0</b>	<b>0</b>	<b>0</b>	<b>0</b>	<b>750</b>	<b>728</b>
3.3 Other Supplies & Equipment	0	0	244	208	1,099	637	0	0	0	0	1,343	845
3.4 Facilities/Base Support	0	0	87	853	476	283	0	0	0	0	563	1,136
3.6 (C4I)	0	0	3	1	6	2	0	0	0	0	9	3
3.7 Other Services and Miscellaneous Contracts	0	0	647	1,041	2,135	1,024	0	0	0	0	2,782	2,065
<b>3.0 Operating Support Sub-Total</b>	<b>0</b>	<b>0</b>	<b>981</b>	<b>2,103</b>	<b>3,716</b>	<b>1,946</b>	<b>0</b>	<b>0</b>	<b>0</b>	<b>0</b>	<b>4,697</b>	<b>4,049</b>
<b>Defense Health Program Total</b>	<b>-714</b>	<b>-23</b>	<b>-15,283</b>	<b>3,706</b>	<b>200,693</b>	<b>214,057</b>	<b>0</b>	<b>0</b>	<b>0</b>	<b>0</b>	<b>184,696</b>	<b>217,740</b>
Defense Health Program, Defense												
2.3 Medical Support/Health Services	-714	-23	-15,283	3,706	200,693	214,057	0	0	0	0	184,696	217,740
<b>2.0 Personnel Support Sub-Total</b>	<b>-714</b>	<b>-23</b>	<b>-15,283</b>	<b>3,706</b>	<b>200,693</b>	<b>214,057</b>	<b>0</b>	<b>0</b>	<b>0</b>	<b>0</b>	<b>184,696</b>	<b>217,740</b>
<b>DODIG Total</b>	<b>-5</b>	<b>-5</b>	<b>4,399</b>	<b>4,655</b>	<b>1,749</b>	<b>1,792</b>	<b>0</b>	<b>0</b>	<b>9,391</b>	<b>8,490</b>	<b>15,534</b>	<b>14,932</b>
Office of the Inspector General, Defense												
1.2.1 Civilian Premium Pay	0	0	2,827	3,039	1,615	1,612	0	0	671	609	5,113	5,260
1.2.2 Civilian Temporary Hires	0	0	929	994	89	118	0	0	6,731	6,325	7,749	7,437
<b>1.0 Personnel Sub-Total</b>	<b>0</b>	<b>0</b>	<b>3,756</b>	<b>4,033</b>	<b>1,704</b>	<b>1,730</b>	<b>0</b>	<b>0</b>	<b>7,402</b>	<b>6,934</b>	<b>12,862</b>	<b>12,697</b>
2.1 Temporary Duty (TDY)/Additional Duty (TAD)	-4	-5	347	370	45	56	0	0	794	627	1,182	1,048
2.2 Clothing and Other Personnel Equipment & Supplies	0	0	-2	14	0	1	0	0	17	12	15	27
<b>2.0 Personnel Support Sub-Total</b>	<b>-4</b>	<b>-5</b>	<b>345</b>	<b>384</b>	<b>45</b>	<b>57</b>	<b>0</b>	<b>0</b>	<b>811</b>	<b>639</b>	<b>1,197</b>	<b>1,075</b>
3.1 Training	0	0	-26	10	0	1	0	0	15	6	-11	17
3.3 Other Supplies & Equipment	0	0	-2	1	0	1	0	0	1	1	-1	3
3.6 (C4I)	0	0	50	97	0	3	0	0	4	4	54	104
3.7 Other Services and Miscellaneous Contracts	-1	0	252	113	0	0	0	0	1,142	894	1,393	1,007

**COST OF WAR**  
**Operation and Maintenance (O&M) Summary Execution by Operation, Component, Appropriation and Cost Breakdown Structure (CBS)**  
**Fiscal Year 2007 - 2016**  
**(Amounts in Thousands)**  
**As of June 30, 2016**

Component and Appropriation	Operation New Dawn (OND) / Post-OND Iraq Activities		Operation Enduring Freedom		Operation Freedom's Sentinel		Operation Noble Eagle		Operation Inherent Resolve		Summary	
	Obligations Year to Date	Disbursements Year to Date	Obligations Year to Date	Disbursements Year to Date	Obligations Year to Date	Disbursements Year to Date	Obligations Year to Date	Disbursements Year to Date	Obligations Year to Date	Disbursements Year to Date	Obligations Year to Date	Disbursements Year to Date
<b>3.0 Operating Support Sub-Total</b>	-1	0	274	221	0	5	0	0	1,162	905	1,435	1,131
4.5 Other Transportation	0	0	24	17	0	0	0	0	16	12	40	29
<b>4.0 Transportation Sub-Total</b>	<b>0</b>	<b>0</b>	<b>24</b>	<b>17</b>	<b>0</b>	<b>0</b>	<b>0</b>	<b>0</b>	<b>16</b>	<b>12</b>	<b>40</b>	<b>29</b>
<b>Defense Agency Total</b>	<b>64,767</b>	<b>41,984</b>	<b>-103,778</b>	<b>692,751</b>	<b>2,419,348</b>	<b>1,263,065</b>	<b>161</b>	<b>-1,369</b>	<b>480,562</b>	<b>197,011</b>	<b>2,861,060</b>	<b>2,193,442</b>
Operation and Maintenance, Defense-Wide												
1.2.1 Civilian Premium Pay	820	834	-3,399	-834	68,044	42,740	0	0	0	0	65,465	42,740
1.2.2 Civilian Temporary Hires	1,924	3,375	-1,006	-24	10,486	9,496	0	0	0	0	11,404	12,847
<b>1.0 Personnel Sub-Total</b>	<b>2,744</b>	<b>4,209</b>	<b>-4,405</b>	<b>-858</b>	<b>78,530</b>	<b>52,236</b>	<b>0</b>	<b>0</b>	<b>0</b>	<b>0</b>	<b>76,869</b>	<b>55,587</b>
2.1 Temporary Duty (TDY)/Additional Duty (TAD)	2	88	-4,115	9,299	112,007	79,563	0	0	14,921	10,744	122,815	99,694
2.2 Clothing and Other Personnel Equipment & Supplies	0	0	-18	185	1,745	793	0	0	674	458	2,401	1,436
2.3 Medical Support/Health Services	1	1	-351	917	3,632	2,094	0	0	101	59	3,383	3,071
2.5 Other Personnel Support	-1,572	4,090	-320	41,241	64,839	62,484	0	0	0	0	62,947	107,815
<b>2.0 Personnel Support Sub-Total</b>	<b>-1,569</b>	<b>4,179</b>	<b>-4,804</b>	<b>51,642</b>	<b>182,223</b>	<b>144,934</b>	<b>0</b>	<b>0</b>	<b>15,696</b>	<b>11,261</b>	<b>191,546</b>	<b>212,016</b>
3.1 Training	-5	-5	-934	13,182	20,017	10,131	0	0	843	296	19,921	23,604
3.2 Operations (OPTEMPO) (Fuel, Other POL, Parts)	0	18	1,172	10,163	132,089	61,825	0	0	59,251	43,967	192,512	115,973
3.3 Other Supplies & Equipment	-24	52	-3,305	62,455	104,213	38,012	0	0	39,530	17,374	140,414	117,893
3.4 Facilities/Base Support	0	0	-470	3,100	1,482	1,028	0	0	0	0	1,012	4,128
3.5.1 Organization Level Maintenance	0	0	-103	14,693	77	77	0	0	0	0	-26	14,770
3.5.2 Intermediate Level Maintenance	0	0	0	0	4,451	1,270	0	0	45	41	4,496	1,311
3.5.3 Depot Level Maintenance	0	0	0	3,506	10,655	766	0	0	0	0	10,655	4,272
3.5.4 Contractor Logistics Support	-86	3	-20	232,144	231,983	63,838	0	0	1,800	1,600	233,677	297,585
3.5.6 MRAP Vehicles Equipment Maintenance	0	0	0	0	37,369	20,468	0	0	13,411	0	50,780	20,468
3.6 (C4I)	64,306	32,482	-18,022	96,999	250,706	73,547	161	-1,369	59,974	34,428	357,125	236,087
3.7 Other Services and Miscellaneous Contracts	-599	1,046	-75,106	138,993	803,813	281,186	0	0	147,080	48,941	875,188	470,166
<b>3.0 Operating Support Sub-Total</b>	<b>63,592</b>	<b>33,596</b>	<b>-96,788</b>	<b>575,235</b>	<b>1,596,855</b>	<b>552,148</b>	<b>161</b>	<b>-1,369</b>	<b>321,934</b>	<b>146,647</b>	<b>1,885,754</b>	<b>1,306,257</b>
4.1 Airlift	0	0	-1,152	58,435	135,528	104,842	0	0	54,557	26,003	188,933	189,280
4.2 Sealift	0	0	-500	3,637	1,200	828	0	0	0	0	700	4,465
4.4 Port Handling/Inland Transportation	0	0	249	145	3,155	2,634	0	0	0	0	3,404	2,779
4.5 Other Transportation	0	0	17	248	40,532	24,254	0	0	548	83	41,097	24,585
4.6 Second Destination Transportation	0	0	0	11	171	52	0	0	0	0	171	63
<b>4.0 Transportation Sub-Total</b>	<b>0</b>	<b>0</b>	<b>-1,386</b>	<b>62,476</b>	<b>180,586</b>	<b>132,610</b>	<b>0</b>	<b>0</b>	<b>55,105</b>	<b>26,086</b>	<b>234,305</b>	<b>221,172</b>
7.1.01 Pakistan	0	0	0	0	223,615	223,615	0	0	0	0	223,615	223,615
7.1.26 Coalition support for Mongolia (OEF)	0	0	0	651	0	0	0	0	0	0	651	651



**COST OF WAR**  
**Operation and Maintenance (O&M) Summary Execution by Operation, Component, Appropriation and Cost Breakdown Structure (CBS)**  
**Fiscal Year 2007 - 2016**  
**(Amounts in Thousands)**  
**As of June 30, 2016**

Component and Appropriation	Operation New Dawn (OND) / Post-OND Iraq Activities		Operation Enduring Freedom		Operation Freedom's Sentinel		Operation Noble Eagle		Operation Inherent Resolve		Summary	
	Obligations Year to Date	Disbursements Year to Date	Obligations Year to Date	Disbursements Year to Date	Obligations Year to Date	Disbursements Year to Date	Obligations Year to Date	Disbursements Year to Date	Obligations Year to Date	Disbursements Year to Date	Obligations Year to Date	Disbursements Year to Date
7.1.90 Coalition Readiness Support Program (CRSP)	0	0	2,672	2,672	13,289	13,272	0	0	0	0	15,961	15,944
7.2.1 Transportation Support	0	0	933	933	24,000	24,000	0	0	0	0	24,933	24,933
7.2.2 Logistic Support	0	0	0	0	120,250	120,250	0	0	0	0	120,250	120,250
7.6.1 Trainee Equip/Support	0	0	0	0	0	0	0	0	71,373	4,992	71,373	4,992
7.6.2 U.S. Trainer/Enabler	0	0	0	0	0	0	0	0	16,454	8,025	16,454	8,025
<b>7.0 Other Support Sub-Total</b>	<b>0</b>	<b>0</b>	<b>3,605</b>	<b>4,256</b>	<b>381,154</b>	<b>381,137</b>	<b>0</b>	<b>0</b>	<b>87,827</b>	<b>13,017</b>	<b>472,586</b>	<b>398,410</b>

**COST OF WAR**  
**Operation and Maintenance (O&M) Summary Execution by Operation and Cost Breakdown Structure (CBS)**  
**Beginning Fiscal Year - 2016**  
**(Amounts in Thousands)**  
**As of June 30, 2016**

CBS Summary	Operation New Dawn (OND) / Post-OND Iraq Activities		Operation Enduring Freedom		Operation Freedom's Sentinel		Operation Noble Eagle		Operation Inherent Resolve		Summary	
	Obligations Year to Date	Disbursements Year to Date	Obligations Year to Date	Disbursements Year to Date	Obligations Year to Date	Disbursements Year to Date	Obligations Year to Date	Disbursements Year to Date	Obligations Year to Date	Disbursements Year to Date	Obligations Year to Date	Disbursements Year to Date
<b>O&amp;M CBS Summary Total</b>	<b>135,208</b>	<b>31,261</b>	<b>0</b>	<b>0</b>	<b>20,993,172</b>	<b>9,860,067</b>	<b>41,859</b>	<b>16,723</b>	<b>3,088,845</b>	<b>1,574,181</b>	<b>24,259,084</b>	<b>11,482,232</b>
1.0 Personnel Costs	5,607	5,578	0	0	239,367	197,869	900	882	7,751	7,295	253,625	211,624
2.0 Personnel Support Costs	37,737	3,816	0	0	1,072,299	682,058	5,313	4,484	34,623	25,255	1,149,972	715,613
3.0 Operating Support Costs	91,064	21,867	0	0	14,910,814	5,918,275	34,538	10,791	2,523,598	1,278,211	17,560,014	7,229,144
4.0 Transportation Costs	800	0	0	0	2,634,111	1,575,592	1,108	566	185,139	110,995	2,821,158	1,687,153
7.0 Other Support Costs	0	0	0	0	2,136,581	1,486,273	0	0	337,734	152,425	2,474,315	1,638,698
1.1.7 Other Military Personnel (Special Pay)	0	0	0	0	10	0	0	0	0	0	10	0
1.2.1 Civilian Premium Pay	174	171	0	0	187,050	147,587	248	230	1,571	1,522	189,043	149,510
1.2.2 Civilian Temporary Hires	5,433	5,407	0	0	52,307	50,282	652	652	6,180	5,773	64,572	62,114
<b>1.0 Personnel Sub-Total</b>	<b>5,607</b>	<b>5,578</b>	<b>0</b>	<b>0</b>	<b>239,367</b>	<b>197,869</b>	<b>900</b>	<b>882</b>	<b>7,751</b>	<b>7,295</b>	<b>253,625</b>	<b>211,624</b>
2.1 Temporary Duty (TDY)/Additional Duty (TAD)	1,140	699	0	0	519,266	332,656	5,215	4,422	27,795	20,154	553,416	357,931
2.2 Clothing and Other Personnel Equipment & Supplies	0	0	0	0	133,490	45,906	0	0	1,741	1,448	135,231	47,354
2.3 Medical Support/Health Services	302	285	0	0	250,516	206,638	98	62	4,540	3,159	255,456	210,144
2.4 Reserve Component Activation/Deactivation	0	0	0	0	6,336	3,738	0	0	0	0	6,336	3,738
2.5 Other Personnel Support	36,295	2,832	0	0	158,720	90,207	0	0	547	494	195,562	93,533
2.6 Rest & Recreation	0	0	0	0	3,971	2,913	0	0	0	0	3,971	2,913
<b>2.0 Personnel Support Sub-Total</b>	<b>37,737</b>	<b>3,816</b>	<b>0</b>	<b>0</b>	<b>1,072,299</b>	<b>682,058</b>	<b>5,313</b>	<b>4,484</b>	<b>34,623</b>	<b>25,255</b>	<b>1,149,972</b>	<b>715,613</b>
3.1 Training	0	0	0	0	200,809	62,938	0	0	2,394	598	203,203	63,536
3.2 Operations (OPTEMPO) (Fuel, Other POL, Parts)	407	284	0	0	1,910,783	1,533,956	5,317	3,862	1,144,705	870,400	3,061,212	2,408,502
3.2.1 MRAP Vehicles Operation	0	0	0	0	54,440	14,045	0	0	0	0	54,440	14,045
3.3 Other Supplies & Equipment	1,240	868	0	0	795,885	416,586	170	129	203,363	84,291	1,000,658	501,874
3.4 Facilities/Base Support	64	63	0	0	589,333	156,973	3,446	746	24,649	13,772	617,492	171,554
3.5.1 Organization Level Maintenance	0	0	0	0	147,297	77,950	0	0	0	0	147,297	77,950
3.5.2 Intermediate Level Maintenance	0	0	0	0	202,125	115,753	0	0	45	41	202,170	115,794
3.5.3 Depot Level Maintenance	12,834	3,475	0	0	3,958,875	1,484,541	0	0	2,456	254	3,974,165	1,488,270
3.5.4 Contractor Logistics Support	0	0	0	0	875,144	277,801	13,802	1,605	129,027	8,942	1,017,973	288,348
3.5.6 MRAP Vehicles Equipment Maintenance	0	0	0	0	136,006	33,694	0	0	13,411	0	149,417	33,694
3.6 (C4I)	71,344	16,403	0	0	2,318,136	734,107	357	327	273,115	84,682	2,662,952	835,519
3.7 Other Services and Miscellaneous Contracts	5,175	774	0	0	3,719,324	1,009,931	11,446	4,122	730,433	215,231	4,466,378	1,230,058
3.9 Psychological Operations (Information Operations)	0	0	0	0	2,657	0	0	0	0	0	2,657	0
<b>3.0 Operating Support Sub-Total</b>	<b>91,064</b>	<b>21,867</b>	<b>0</b>	<b>0</b>	<b>14,910,814</b>	<b>5,918,275</b>	<b>34,538</b>	<b>10,791</b>	<b>2,523,598</b>	<b>1,278,211</b>	<b>17,560,014</b>	<b>7,229,144</b>
4.1 Airlift	800	0	0	0	1,412,126	919,593	0	0	178,678	107,022	1,591,604	1,026,615

**COST OF WAR**  
**Operation and Maintenance (O&M) Summary Execution by Operation and Cost Breakdown Structure (CBS)**  
**Beginning Fiscal Year - 2016**  
**(Amounts in Thousands)**  
**As of June 30, 2016**

	Operation New Dawn (OND) / Post-OND Iraq Activities		Operation Enduring Freedom		Operation Freedom's Sentinel		Operation Noble Eagle		Operation Inherent Resolve		Summary	
	Obligations Year to Date	Disbursements Year to Date	Obligations Year to Date	Disbursements Year to Date	Obligations Year to Date	Disbursements Year to Date	Obligations Year to Date	Disbursements Year to Date	Obligations Year to Date	Disbursements Year to Date	Obligations Year to Date	Disbursements Year to Date
<b>CBS Summary</b>												
4.2 Sealift	0	0	0	0	276,060	217,748	0	0	0	0	276,060	217,748
4.4 Port Handling/Inland Transportation	0	0	0	0	160,266	58,702	1,108	566	770	739	162,144	60,007
4.5 Other Transportation	0	0	0	0	194,238	96,782	0	0	5,686	3,231	199,924	100,013
4.6 Second Destination Transportation	0	0	0	0	588,487	280,719	0	0	1	1	588,488	280,720
4.8 Retrograde of Personnel and Equipment	0	0	0	0	2,934	2,048	0	0	4	2	2,938	2,050
<b>4.0 Transportation Sub-Total</b>	<b>800</b>	<b>0</b>	<b>0</b>	<b>0</b>	<b>2,634,111</b>	<b>1,575,592</b>	<b>1,108</b>	<b>566</b>	<b>185,139</b>	<b>110,995</b>	<b>2,821,158</b>	<b>1,687,153</b>
7.2.1 Transportation Support	0	0	0	0	24,000	24,000	0	0	0	0	24,000	24,000
7.2.2 Logistic Support	0	0	0	0	120,250	120,250	0	0	0	0	120,250	120,250
7.3.02 Defense Forces Sustainment	0	0	0	0	1,166,895	718,553	0	0	0	0	1,166,895	718,553
7.3.03 Defense Forces Infrastructure	0	0	0	0	60	0	0	0	0	0	60	0
7.3.04 Defense Forces Equipment and Transportation	0	0	0	0	115,775	115,775	0	0	0	0	115,775	115,775
7.3.05 Defense Forces Training and Operations	0	0	0	0	151,213	148,278	0	0	0	0	151,213	148,278
7.3.07 Interior Forces Sustainment	0	0	0	0	464,155	283,779	0	0	0	0	464,155	283,779
7.3.08 Interior Forces Infrastructure	0	0	0	0	40	0	0	0	0	0	40	0
7.3.09 Interior Forces Equipment	0	0	0	0	73,204	55,295	0	0	0	0	73,204	55,295
7.3.10 Interior Forces Training and Operations	0	0	0	0	19,528	19,432	0	0	0	0	19,528	19,432
7.3.20 Other	0	0	0	0	0	10	0	0	0	0	0	10
7.4.1 Afghanistan (CERP)	0	0	0	0	1,461	901	0	0	0	0	1,461	901
7.6.1 Trainee Equip/Support	0	0	0	0	0	0	0	0	77,784	6,500	77,784	6,500
7.6.2 U.S. Trainer/Enabler	0	0	0	0	0	0	0	0	30,362	11,168	30,362	11,168
7.7.1 Defense Forces	0	0	0	0	0	0	0	0	229,588	134,757	229,588	134,757
<b>7.0 Other Support Sub-Total</b>	<b>0</b>	<b>0</b>	<b>0</b>	<b>0</b>	<b>2,136,581</b>	<b>1,486,273</b>	<b>0</b>	<b>0</b>	<b>337,734</b>	<b>152,425</b>	<b>2,474,315</b>	<b>1,638,698</b>

**COST OF WAR**  
**Operation and Maintenance (O&M) Summary Execution by Operation, Component, and Cost Breakdown Structure (CBS)**  
**Beginning Fiscal Year - 2016**  
**(Amounts in Thousands)**  
**As of June 30, 2016**

Component	Operation New Dawn (OND) / Post-OND Iraq Activities		Operation Enduring Freedom		Operation Freedom's Sentinel		Operation Noble Eagle		Operation Inherent Resolve		Summary	
	Obligations Year To Date	Disbursements Year To Date	Obligations Year To Date	Disbursements Year To Date	Obligations Year To Date	Disbursements Year To Date	Obligations Year To Date	Disbursements Year To Date	Obligations Year To Date	Disbursements Year To Date	Obligations Year To Date	Disbursements Year To Date
<b>Grand Total</b>	<b>135,208</b>	<b>31,261</b>	<b>0</b>	<b>0</b>	<b>20,993,172</b>	<b>9,860,067</b>	<b>41,859</b>	<b>16,723</b>	<b>3,088,845</b>	<b>1,574,181</b>	<b>24,259,084</b>	<b>11,482,232</b>
<b>Army Total</b>	<b>512</b>	<b>433</b>	<b>0</b>	<b>0</b>	<b>10,397,485</b>	<b>4,222,102</b>	<b>35,523</b>	<b>11,605</b>	<b>1,020,972</b>	<b>446,891</b>	<b>11,454,492</b>	<b>4,681,031</b>
1.2.1 Civilian Premium Pay	174	171	0	0	59,864	56,686	248	230	963	963	61,249	58,050
1.2.2 Civilian Temporary Hires	30	30	0	0	740	740	0	0	9	9	779	779
<b>1.0 Personnel Sub-Total</b>	<b>204</b>	<b>201</b>	<b>0</b>	<b>0</b>	<b>60,604</b>	<b>57,426</b>	<b>248</b>	<b>230</b>	<b>972</b>	<b>972</b>	<b>62,028</b>	<b>58,829</b>
2.1 Temporary Duty (TDY)/Additional Duty (TAD)	33	1	0	0	135,765	69,776	4,408	3,750	2,641	2,069	142,847	75,596
2.2 Clothing and Other Personnel Equipment & Supplies	0	0	0	0	96,712	37,588	0	0	981	977	97,693	38,565
2.3 Medical Support/Health Services	0	0	0	0	23,654	19,594	0	0	2,855	2,252	26,509	21,846
2.4 Reserve Component Activation/Deactivation	0	0	0	0	4,731	3,308	0	0	0	0	4,731	3,308
2.5 Other Personnel Support	0	0	0	0	47,717	15,690	0	0	227	227	47,944	15,917
2.6 Rest & Recreation	0	0	0	0	3,971	2,913	0	0	0	0	3,971	2,913
<b>2.0 Personnel Support Sub-Total</b>	<b>33</b>	<b>1</b>	<b>0</b>	<b>0</b>	<b>312,550</b>	<b>148,869</b>	<b>4,408</b>	<b>3,750</b>	<b>6,704</b>	<b>5,525</b>	<b>323,695</b>	<b>158,145</b>
3.1 Training	0	0	0	0	90,816	11,684	0	0	1	0	90,817	11,684
3.2 Operations (OPTEMPO) (Fuel, Other POL, Parts)	0	0	0	0	712,425	583,813	542	133	48,775	20,216	761,742	604,162
3.2.1 MRAP Vehicles Operation	0	0	0	0	54,032	14,006	0	0	0	0	54,032	14,006
3.3 Other Supplies & Equipment	0	0	0	0	251,453	140,944	168	128	113,873	35,247	365,494	176,319
3.4 Facilities/Base Support	64	63	0	0	399,264	85,725	3,444	744	10,976	10,114	413,748	96,646
3.5.1 Organization Level Maintenance	0	0	0	0	103,757	41,954	0	0	0	0	103,757	41,954
3.5.2 Intermediate Level Maintenance	0	0	0	0	191,072	109,723	0	0	0	0	191,072	109,723
3.5.3 Depot Level Maintenance	43	1	0	0	984,482	188,623	0	0	2,456	254	986,981	188,878
3.5.4 Contractor Logistics Support	0	0	0	0	577,073	181,880	13,802	1,605	127,227	7,342	718,102	190,827
3.5.6 MRAP Vehicles Equipment Maintenance	0	0	0	0	89,190	10,399	0	0	0	0	89,190	10,399
3.6 (C4)	0	0	0	0	1,507,231	435,167	357	327	193,344	66,149	1,700,932	501,643
3.7 Other Services and Miscellaneous Contracts	168	167	0	0	2,032,896	371,291	11,446	4,122	278,049	163,601	2,322,559	539,181
3.9 Psychological Operations (Information Operations)	0	0	0	0	2,657	0	0	0	0	0	2,657	0
<b>3.0 Operating Support Sub-Total</b>	<b>275</b>	<b>231</b>	<b>0</b>	<b>0</b>	<b>6,996,348</b>	<b>2,175,209</b>	<b>29,759</b>	<b>7,059</b>	<b>774,701</b>	<b>302,923</b>	<b>7,801,083</b>	<b>2,485,422</b>
4.1 Airlift	0	0	0	0	265,502	129,657	0	0	0	0	265,502	129,657
4.2 Sealift	0	0	0	0	38,497	36,130	0	0	0	0	38,497	36,130
4.4 Port Handling/Inland Transportation	0	0	0	0	151,862	56,030	1,108	566	770	739	153,740	57,335
4.5 Other Transportation	0	0	0	0	103	13	0	0	0	0	103	13
4.6 Second Destination Transportation	0	0	0	0	579,688	276,745	0	0	1	1	579,689	276,746
<b>4.0 Transportation Sub-Total</b>	<b>0</b>	<b>0</b>	<b>0</b>	<b>0</b>	<b>1,035,652</b>	<b>498,575</b>	<b>1,108</b>	<b>566</b>	<b>771</b>	<b>740</b>	<b>1,037,531</b>	<b>499,881</b>
7.3.02 Defense Forces Sustainment	0	0	0	0	1,166,895	718,553	0	0	0	0	1,166,895	718,553

**COST OF WAR**  
**Operation and Maintenance (O&M) Summary Execution by Operation, Component, and Cost Breakdown Structure (CBS)**  
**Beginning Fiscal Year - 2016**  
**(Amounts in Thousands)**  
**As of June 30, 2016**

Component	Operation New Dawn (OND) / Post-OND Iraq Activities		Operation Enduring Freedom		Operation Freedom's Sentinel		Operation Noble Eagle		Operation Inherent Resolve		Summary	
	Obligations Year To Date	Disbursements Year To Date	Obligations Year To Date	Disbursements Year To Date	Obligations Year To Date	Disbursements Year To Date	Obligations Year To Date	Disbursements Year To Date	Obligations Year To Date	Disbursements Year To Date	Obligations Year To Date	Disbursements Year To Date
7.3.03 Defense Forces Infrastructure	0	0	0	0	60	0	0	0	0	0	60	0
7.3.04 Defense Forces Equipment and Transportation	0	0	0	0	115,775	115,775	0	0	0	0	115,775	115,775
7.3.05 Defense Forces Training and Operations	0	0	0	0	151,213	148,278	0	0	0	0	151,213	148,278
7.3.07 Interior Forces Sustainment	0	0	0	0	464,155	283,779	0	0	0	0	464,155	283,779
7.3.08 Interior Forces Infrastructure	0	0	0	0	40	0	0	0	0	0	40	0
7.3.09 Interior Forces Equipment	0	0	0	0	73,204	55,295	0	0	0	0	73,204	55,295
7.3.10 Interior Forces Training and Operations	0	0	0	0	19,528	19,432	0	0	0	0	19,528	19,432
7.3.20 Other	0	0	0	0	0	10	0	0	0	0	0	10
7.4.1 Afghanistan (CERP)	0	0	0	0	1,461	901	0	0	0	0	1,461	901
7.6.1 Trainee Equip/Support	0	0	0	0	0	0	0	0	1,942	729	1,942	729
7.6.2 U.S. Trainer/Enabler	0	0	0	0	0	0	0	0	6,294	1,245	6,294	1,245
7.7.1 Defense Forces	0	0	0	0	0	0	0	0	229,588	134,757	229,588	134,757
<b>7.0 Other Support Sub-Total</b>	<b>0</b>	<b>0</b>	<b>0</b>	<b>0</b>	<b>1,992,331</b>	<b>1,342,023</b>	<b>0</b>	<b>0</b>	<b>237,824</b>	<b>136,731</b>	<b>2,230,155</b>	<b>1,478,754</b>
<b>Navy/Marine Corps Total</b>	<b>12,866</b>	<b>3,486</b>	<b>0</b>	<b>0</b>	<b>3,756,163</b>	<b>2,159,471</b>	<b>0</b>	<b>0</b>	<b>337,040</b>	<b>179,407</b>	<b>4,106,069</b>	<b>2,342,364</b>
<b>Navy Total</b>	<b>0</b>	<b>0</b>	<b>0</b>	<b>0</b>	<b>3,348,104</b>	<b>2,006,359</b>	<b>0</b>	<b>0</b>	<b>332,948</b>	<b>177,170</b>	<b>3,681,052</b>	<b>2,183,529</b>
1.2.1 Civilian Premium Pay	0	0	0	0	61,498	50,213	0	0	43	43	61,541	50,256
1.2.2 Civilian Temporary Hires	0	0	0	0	488	428	0	0	50	50	538	478
<b>1.0 Personnel Sub-Total</b>	<b>0</b>	<b>0</b>	<b>0</b>	<b>0</b>	<b>61,986</b>	<b>50,641</b>	<b>0</b>	<b>0</b>	<b>93</b>	<b>93</b>	<b>62,079</b>	<b>50,734</b>
2.1 Temporary Duty (TDY)/Additional Duty (TAD)	0	0	0	0	95,773	70,605	0	0	698	698	96,471	71,303
2.2 Clothing and Other Personnel Equipment & Supplies	0	0	0	0	6,932	1,299	0	0	0	0	6,932	1,299
2.3 Medical Support/Health Services	0	0	0	0	596	298	0	0	0	0	596	298
2.4 Reserve Component Activation/Deactivation	0	0	0	0	1,454	497	0	0	0	0	1,454	497
2.5 Other Personnel Support	0	0	0	0	3,773	2,437	0	0	0	0	3,773	2,437
<b>2.0 Personnel Support Sub-Total</b>	<b>0</b>	<b>0</b>	<b>0</b>	<b>0</b>	<b>108,528</b>	<b>75,136</b>	<b>0</b>	<b>0</b>	<b>698</b>	<b>698</b>	<b>109,226</b>	<b>75,834</b>
3.1 Training	0	0	0	0	45,355	29,156	0	0	0	0	45,355	29,156
3.2 Operations (OPTEMPO) (Fuel, Other POL, Parts)	0	0	0	0	809,145	747,515	0	0	165,370	165,370	974,515	912,885
3.3 Other Supplies & Equipment	0	0	0	0	146,139	108,934	0	0	0	0	146,139	108,934
3.4 Facilities/Base Support	0	0	0	0	31,652	8,619	0	0	0	0	31,652	8,619
3.5.1 Organization Level Maintenance	0	0	0	0	37,310	32,940	0	0	0	0	37,310	32,940
3.5.2 Intermediate Level Maintenance	0	0	0	0	6,602	4,760	0	0	0	0	6,602	4,760
3.5.3 Depot Level Maintenance	0	0	0	0	1,455,838	569,402	0	0	0	0	1,455,838	569,402
3.5.4 Contractor Logistics Support	0	0	0	0	11,092	4,665	0	0	0	0	11,092	4,665
3.6 (C4I)	0	0	0	0	49,519	32,752	0	0	0	0	49,519	32,752

**COST OF WAR**  
**Operation and Maintenance (O&M) Summary Execution by Operation, Component, and Cost Breakdown Structure (CBS)**  
**Beginning Fiscal Year - 2016**  
**(Amounts in Thousands)**  
**As of June 30, 2016**

Component	Operation New Dawn (OND) / Post-OND Iraq Activities		Operation Enduring Freedom		Operation Freedom's Sentinel		Operation Noble Eagle		Operation Inherent Resolve		Summary	
	Obligations Year To Date	Disbursements Year To Date	Obligations Year To Date	Disbursements Year To Date	Obligations Year To Date	Disbursements Year To Date	Obligations Year To Date	Disbursements Year To Date	Obligations Year To Date	Disbursements Year To Date	Obligations Year To Date	Disbursements Year To Date
3.7 Other Services and Miscellaneous Contracts	0	0	0	0	144,077	64,525	0	0	166,255	10,477	310,332	75,002
<b>3.0 Operating Support Sub-Total</b>	<b>0</b>	<b>0</b>	<b>0</b>	<b>0</b>	<b>2,736,729</b>	<b>1,603,268</b>	<b>0</b>	<b>0</b>	<b>331,625</b>	<b>175,847</b>	<b>3,068,354</b>	<b>1,779,115</b>
4.1 Airlift	0	0	0	0	189,049	94,925	0	0	532	532	189,581	95,457
4.2 Sealift	0	0	0	0	236,165	180,702	0	0	0	0	236,165	180,702
4.4 Port Handling/Inland Transportation	0	0	0	0	5,249	38	0	0	0	0	5,249	38
4.5 Other Transportation	0	0	0	0	8,804	550	0	0	0	0	8,804	550
4.6 Second Destination Transportation	0	0	0	0	1,594	1,099	0	0	0	0	1,594	1,099
<b>4.0 Transportation Sub-Total</b>	<b>0</b>	<b>0</b>	<b>0</b>	<b>0</b>	<b>440,861</b>	<b>277,314</b>	<b>0</b>	<b>0</b>	<b>532</b>	<b>532</b>	<b>441,393</b>	<b>277,846</b>
<b>Marine Corps Total</b>	<b>12,866</b>	<b>3,486</b>	<b>0</b>	<b>0</b>	<b>408,059</b>	<b>153,112</b>	<b>0</b>	<b>0</b>	<b>4,092</b>	<b>2,237</b>	<b>425,017</b>	<b>158,835</b>
1.2.1 Civilian Premium Pay	0	0	0	0	722	709	0	0	0	0	722	709
1.2.2 Civilian Temporary Hires	0	0	0	0	1,719	1,503	0	0	0	0	1,719	1,503
<b>1.0 Personnel Sub-Total</b>	<b>0</b>	<b>0</b>	<b>0</b>	<b>0</b>	<b>2,441</b>	<b>2,212</b>	<b>0</b>	<b>0</b>	<b>0</b>	<b>0</b>	<b>2,441</b>	<b>2,212</b>
2.1 Temporary Duty (TDY)/Additional Duty (TAD)	15	12	0	0	16,682	12,853	0	0	1,392	910	18,089	13,775
2.2 Clothing and Other Personnel Equipment & Supplies	0	0	0	0	26,918	5,149	0	0	68	0	26,986	5,149
2.3 Medical Support/Health Services	0	0	0	0	809	429	0	0	0	0	809	429
2.4 Reserve Component Activation/Deactivation	0	0	0	0	151	-67	0	0	0	0	151	-67
2.5 Other Personnel Support	0	0	0	0	8,926	7,052	0	0	0	0	8,926	7,052
<b>2.0 Personnel Support Sub-Total</b>	<b>15</b>	<b>12</b>	<b>0</b>	<b>0</b>	<b>53,486</b>	<b>25,416</b>	<b>0</b>	<b>0</b>	<b>1,460</b>	<b>910</b>	<b>54,961</b>	<b>26,338</b>
3.1 Training	0	0	0	0	16,837	1,815	0	0	119	97	16,956	1,912
3.2 Operations (OPTEMPO) (Fuel, Other POL, Parts)	0	0	0	0	17,257	10,430	0	0	1,010	785	18,267	11,215
3.2.1 MRAP Vehicles Operation	0	0	0	0	408	39	0	0	0	0	408	39
3.3 Other Supplies & Equipment	0	0	0	0	2,008	903	0	0	383	308	2,391	1,211
3.4 Facilities/Base Support	0	0	0	0	11,322	3,575	0	0	0	0	11,322	3,575
3.5.1 Organization Level Maintenance	0	0	0	0	6,153	2,979	0	0	0	0	6,153	2,979
3.5.3 Depot Level Maintenance	12,791	3,474	0	0	142,469	47,005	0	0	0	0	155,260	50,479
3.5.4 Contractor Logistics Support	0	0	0	0	7,217	729	0	0	0	0	7,217	729
3.5.6 MRAP Vehicles Equipment Maintenance	0	0	0	0	9,447	2,827	0	0	0	0	9,447	2,827
3.6 (C4I)	0	0	0	0	628	161	0	0	0	0	628	161
3.7 Other Services and Miscellaneous Contracts	60	0	0	0	110,807	38,873	0	0	1,120	137	111,987	39,010
<b>3.0 Operating Support Sub-Total</b>	<b>12,851</b>	<b>3,474</b>	<b>0</b>	<b>0</b>	<b>324,553</b>	<b>109,336</b>	<b>0</b>	<b>0</b>	<b>2,632</b>	<b>1,327</b>	<b>340,036</b>	<b>114,137</b>
4.5 Other Transportation	0	0	0	0	20,545	13,325	0	0	0	0	20,545	13,325
4.6 Second Destination Transportation	0	0	0	0	7,034	2,823	0	0	0	0	7,034	2,823
<b>4.0 Transportation Sub-Total</b>	<b>0</b>	<b>0</b>	<b>0</b>	<b>0</b>	<b>27,579</b>	<b>16,148</b>	<b>0</b>	<b>0</b>	<b>0</b>	<b>0</b>	<b>27,579</b>	<b>16,148</b>

**COST OF WAR**  
**Operation and Maintenance (O&M) Summary Execution by Operation, Component, and Cost Breakdown Structure (CBS)**  
**Beginning Fiscal Year - 2016**  
**(Amounts in Thousands)**  
**As of June 30, 2016**

Component	Operation New Dawn (OND) / Post-OND Iraq Activities		Operation Enduring Freedom		Operation Freedom's Sentinel		Operation Noble Eagle		Operation Inherent Resolve		Summary	
	Obligations Year To Date	Disbursements Year To Date	Obligations Year To Date	Disbursements Year To Date	Obligations Year To Date	Disbursements Year To Date	Obligations Year To Date	Disbursements Year To Date	Obligations Year To Date	Disbursements Year To Date	Obligations Year To Date	Disbursements Year To Date
<b>Air Force Total</b>	<b>52,008</b>	<b>8,160</b>	<b>0</b>	<b>0</b>	<b>4,531,342</b>	<b>2,300,709</b>	<b>6,336</b>	<b>5,118</b>	<b>1,242,521</b>	<b>781,716</b>	<b>5,832,207</b>	<b>3,095,703</b>
1.1.7 Other Military Personnel (Special Pay)	0	0	0	0	10	0	0	0	0	0	10	0
1.2.2 Civilian Temporary Hires	2,138	2,137	0	0	38,770	38,012	652	652	31	31	41,591	40,832
<b>1.0 Personnel Sub-Total</b>	<b>2,138</b>	<b>2,137</b>	<b>0</b>	<b>0</b>	<b>38,780</b>	<b>38,012</b>	<b>652</b>	<b>652</b>	<b>31</b>	<b>31</b>	<b>41,601</b>	<b>40,832</b>
2.1 Temporary Duty (TDY)/Additional Duty (TAD)	1,035	639	0	0	160,698	101,206	807	672	7,526	5,279	170,066	107,796
2.2 Clothing and Other Personnel Equipment & Supplies	0	0	0	0	1,183	1,077	0	0	1	1	1,184	1,078
2.3 Medical Support/Health Services	302	285	0	0	17,373	12,924	98	62	1,584	848	19,357	14,119
2.5 Other Personnel Support	36,295	2,832	0	0	33,461	16,086	0	0	320	267	70,076	19,185
<b>2.0 Personnel Support Sub-Total</b>	<b>37,632</b>	<b>3,756</b>	<b>0</b>	<b>0</b>	<b>212,715</b>	<b>131,293</b>	<b>905</b>	<b>734</b>	<b>9,431</b>	<b>6,395</b>	<b>260,683</b>	<b>142,178</b>
3.1 Training	0	0	0	0	27,784	10,152	0	0	1,423	201	29,207	10,353
3.2 Operations (OPTEMPO) (Fuel, Other POL, Parts)	407	284	0	0	239,867	130,373	4,775	3,729	870,299	640,062	1,115,348	774,448
3.3 Other Supplies & Equipment	1,240	868	0	0	294,263	127,793	2	1	49,576	31,361	345,081	160,023
3.4 Facilities/Base Support	0	0	0	0	145,613	58,026	2	2	13,673	3,658	159,288	61,686
3.5.3 Depot Level Maintenance	0	0	0	0	1,365,431	678,745	0	0	0	0	1,365,431	678,745
3.5.4 Contractor Logistics Support	0	0	0	0	47,779	26,689	0	0	0	0	47,779	26,689
3.6 (C4I)	4,886	548	0	0	510,052	192,480	0	0	19,783	5,803	534,721	198,831
3.7 Other Services and Miscellaneous Contracts	4,905	567	0	0	699,625	256,201	0	0	137,507	7,902	842,037	264,670
<b>3.0 Operating Support Sub-Total</b>	<b>11,438</b>	<b>2,267</b>	<b>0</b>	<b>0</b>	<b>3,330,414</b>	<b>1,480,459</b>	<b>4,779</b>	<b>3,732</b>	<b>1,092,261</b>	<b>688,987</b>	<b>4,438,892</b>	<b>2,175,445</b>
4.1 Airlift	800	0	0	0	822,047	590,169	0	0	123,589	80,487	946,436	670,656
4.2 Sealift	0	0	0	0	198	88	0	0	0	0	198	88
4.5 Other Transportation	0	0	0	0	124,254	58,640	0	0	5,122	3,137	129,376	61,777
4.8 Retrograde of Personnel and Equipment	0	0	0	0	2,934	2,048	0	0	4	2	2,938	2,050
<b>4.0 Transportation Sub-Total</b>	<b>800</b>	<b>0</b>	<b>0</b>	<b>0</b>	<b>949,433</b>	<b>650,945</b>	<b>0</b>	<b>0</b>	<b>128,715</b>	<b>83,626</b>	<b>1,078,948</b>	<b>734,571</b>
7.6.1 Trainee Equip/Support	0	0	0	0	0	0	0	0	4,469	779	4,469	779
7.6.2 U.S. Trainer/Enabler	0	0	0	0	0	0	0	0	7,614	1,898	7,614	1,898
<b>7.0 Other Support Sub-Total</b>	<b>0</b>	<b>0</b>	<b>0</b>	<b>0</b>	<b>0</b>	<b>0</b>	<b>0</b>	<b>0</b>	<b>12,083</b>	<b>2,677</b>	<b>12,083</b>	<b>2,677</b>
<b>Defense Health Program Total</b>	<b>0</b>	<b>0</b>	<b>0</b>	<b>0</b>	<b>204,452</b>	<b>171,299</b>	<b>0</b>	<b>0</b>	<b>0</b>	<b>0</b>	<b>204,452</b>	<b>171,299</b>
2.3 Medical Support/Health Services	0	0	0	0	204,452	171,299	0	0	0	0	204,452	171,299
<b>2.0 Personnel Support Sub-Total</b>	<b>0</b>	<b>0</b>	<b>0</b>	<b>0</b>	<b>204,452</b>	<b>171,299</b>	<b>0</b>	<b>0</b>	<b>0</b>	<b>0</b>	<b>204,452</b>	<b>171,299</b>
<b>DODIG Total</b>	<b>0</b>	<b>0</b>	<b>0</b>	<b>0</b>	<b>1,601</b>	<b>1,581</b>	<b>0</b>	<b>0</b>	<b>7,634</b>	<b>6,784</b>	<b>9,235</b>	<b>8,365</b>
1.2.1 Civilian Premium Pay	0	0	0	0	1,460	1,445	0	0	565	516	2,025	1,961
1.2.2 Civilian Temporary Hires	0	0	0	0	104	103	0	0	6,090	5,683	6,194	5,786
<b>1.0 Personnel Sub-Total</b>	<b>0</b>	<b>0</b>	<b>0</b>	<b>0</b>	<b>1,564</b>	<b>1,548</b>	<b>0</b>	<b>0</b>	<b>6,655</b>	<b>6,199</b>	<b>8,219</b>	<b>7,747</b>

**COST OF WAR**  
**Operation and Maintenance (O&M) Summary Execution by Operation, Component, and Cost Breakdown Structure (CBS)**  
**Beginning Fiscal Year - 2016**  
**(Amounts in Thousands)**  
**As of June 30, 2016**

Component	Operation New Dawn (OND) / Post-OND Iraq Activities		Operation Enduring Freedom		Operation Freedom's Sentinel		Operation Noble Eagle		Operation Inherent Resolve		Summary	
	Obligations Year To Date	Disbursements Year To Date	Obligations Year To Date	Disbursements Year To Date	Obligations Year To Date	Disbursements Year To Date	Obligations Year To Date	Disbursements Year To Date	Obligations Year To Date	Disbursements Year To Date	Obligations Year To Date	Disbursements Year To Date
2.1 Temporary Duty (TDY)/Additional Duty (TAD)	0	0	0	0	37	33	0	0	617	454	654	487
2.2 Clothing and Other Personnel Equipment & Supplies	0	0	0	0	0	0	0	0	17	12	17	12
<b>2.0 Personnel Support Sub-Total</b>	<b>0</b>	<b>0</b>	<b>0</b>	<b>0</b>	<b>37</b>	<b>33</b>	<b>0</b>	<b>0</b>	<b>634</b>	<b>466</b>	<b>671</b>	<b>499</b>
3.1 Training	0	0	0	0	0	0	0	0	8	4	8	4
3.3 Other Supplies & Equipment	0	0	0	0	0	0	0	0	1	1	1	1
3.6 (C4I)	0	0	0	0	0	0	0	0	4	4	4	4
3.7 Other Services and Miscellaneous Contracts	0	0	0	0	0	0	0	0	316	99	316	99
<b>3.0 Operating Support Sub-Total</b>	<b>0</b>	<b>0</b>	<b>0</b>	<b>0</b>	<b>0</b>	<b>0</b>	<b>0</b>	<b>0</b>	<b>329</b>	<b>108</b>	<b>329</b>	<b>108</b>
4.5 Other Transportation	0	0	0	0	0	0	0	0	16	11	16	11
<b>4.0 Transportation Sub-Total</b>	<b>0</b>	<b>0</b>	<b>0</b>	<b>0</b>	<b>0</b>	<b>0</b>	<b>0</b>	<b>0</b>	<b>16</b>	<b>11</b>	<b>16</b>	<b>11</b>
<b>Defense Agency Total</b>	<b>69,822</b>	<b>19,182</b>	<b>0</b>	<b>0</b>	<b>2,102,129</b>	<b>1,004,905</b>	<b>0</b>	<b>0</b>	<b>480,678</b>	<b>159,383</b>	<b>2,652,629</b>	<b>1,183,470</b>
1.2.1 Civilian Premium Pay	0	0	0	0	63,506	38,534	0	0	0	0	63,506	38,534
1.2.2 Civilian Temporary Hires	3,265	3,240	0	0	10,486	9,496	0	0	0	0	13,751	12,736
<b>1.0 Personnel Sub-Total</b>	<b>3,265</b>	<b>3,240</b>	<b>0</b>	<b>0</b>	<b>73,992</b>	<b>48,030</b>	<b>0</b>	<b>0</b>	<b>0</b>	<b>0</b>	<b>77,257</b>	<b>51,270</b>
2.1 Temporary Duty (TDY)/Additional Duty (TAD)	57	47	0	0	110,311	78,183	0	0	14,921	10,744	125,289	88,974
2.2 Clothing and Other Personnel Equipment & Supplies	0	0	0	0	1,745	793	0	0	674	458	2,419	1,251
2.3 Medical Support/Health Services	0	0	0	0	3,632	2,094	0	0	101	59	3,733	2,153
2.5 Other Personnel Support	0	0	0	0	64,843	48,942	0	0	0	0	64,843	48,942
<b>2.0 Personnel Support Sub-Total</b>	<b>57</b>	<b>47</b>	<b>0</b>	<b>0</b>	<b>180,531</b>	<b>130,012</b>	<b>0</b>	<b>0</b>	<b>15,696</b>	<b>11,261</b>	<b>196,284</b>	<b>141,320</b>
3.1 Training	0	0	0	0	20,017	10,131	0	0	843	296	20,860	10,427
3.2 Operations (OPTEMPO) (Fuel, Other POL, Parts)	0	0	0	0	132,089	61,825	0	0	59,251	43,967	191,340	105,792
3.3 Other Supplies & Equipment	0	0	0	0	102,022	38,012	0	0	39,530	17,374	141,552	55,386
3.4 Facilities/Base Support	0	0	0	0	1,482	1,028	0	0	0	0	1,482	1,028
3.5.1 Organization Level Maintenance	0	0	0	0	77	77	0	0	0	0	77	77
3.5.2 Intermediate Level Maintenance	0	0	0	0	4,451	1,270	0	0	45	41	4,496	1,311
3.5.3 Depot Level Maintenance	0	0	0	0	10,655	766	0	0	0	0	10,655	766
3.5.4 Contractor Logistics Support	0	0	0	0	231,983	63,838	0	0	1,800	1,600	233,783	65,438
3.5.6 MRAP Vehicles Equipment Maintenance	0	0	0	0	37,369	20,468	0	0	13,411	0	50,780	20,468
3.6 (C4I)	66,458	15,855	0	0	250,706	73,547	0	0	59,984	12,726	377,148	102,128
3.7 Other Services and Miscellaneous Contracts	42	40	0	0	731,919	279,041	0	0	147,186	33,015	879,147	312,096
<b>3.0 Operating Support Sub-Total</b>	<b>66,500</b>	<b>15,895</b>	<b>0</b>	<b>0</b>	<b>1,522,770</b>	<b>550,003</b>	<b>0</b>	<b>0</b>	<b>322,050</b>	<b>109,019</b>	<b>1,911,320</b>	<b>674,917</b>
4.1 Airlift	0	0	0	0	135,528	104,842	0	0	54,557	26,003	190,085	130,845
4.2 Sealift	0	0	0	0	1,200	828	0	0	0	0	1,200	828



**COST OF WAR**  
**Operation and Maintenance (O&M) Summary Execution by Operation, Component, and Cost Breakdown Structure (CBS)**  
**Beginning Fiscal Year - 2016**  
**(Amounts in Thousands)**  
**As of June 30, 2016**

Component	Operation New Dawn (OND) / Post-OND Iraq Activities		Operation Enduring Freedom		Operation Freedom's Sentinel		Operation Noble Eagle		Operation Inherent Resolve		Summary	
	Obligations Year To Date	Disbursements Year To Date	Obligations Year To Date	Disbursements Year To Date	Obligations Year To Date	Disbursements Year To Date	Obligations Year To Date	Disbursements Year To Date	Obligations Year To Date	Disbursements Year To Date	Obligations Year To Date	Disbursements Year To Date
4.4 Port Handling/Inland Transportation	0	0	0	0	3,155	2,634	0	0	0	0	3,155	2,634
4.5 Other Transportation	0	0	0	0	40,532	24,254	0	0	548	83	41,080	24,337
4.6 Second Destination Transportation	0	0	0	0	171	52	0	0	0	0	171	52
<b>4.0 Transportation Sub-Total</b>	<b>0</b>	<b>0</b>	<b>0</b>	<b>0</b>	<b>180,586</b>	<b>132,610</b>	<b>0</b>	<b>0</b>	<b>55,105</b>	<b>26,086</b>	<b>235,691</b>	<b>158,696</b>
7.2.1 Transportation Support	0	0	0	0	24,000	24,000	0	0	0	0	24,000	24,000
7.2.2 Logistic Support	0	0	0	0	120,250	120,250	0	0	0	0	120,250	120,250
7.6.1 Trainee Equip/Support	0	0	0	0	0	0	0	0	71,373	4,992	71,373	4,992
7.6.2 U.S. Trainer/Enabler	0	0	0	0	0	0	0	0	16,454	8,025	16,454	8,025
<b>7.0 Other Support Sub-Total</b>	<b>0</b>	<b>0</b>	<b>0</b>	<b>0</b>	<b>144,250</b>	<b>144,250</b>	<b>0</b>	<b>0</b>	<b>87,827</b>	<b>13,017</b>	<b>232,077</b>	<b>157,267</b>

**COST OF WAR**  
**Operation and Maintenance (O&M) Summary Execution by Operation, Component, Appropriation and Cost Breakdown Structure (CBS)**  
**Beginning Fiscal Year - 2016**  
**(Amounts in Thousands)**  
**As of June 30, 2016**

Component and Appropriation	Operation New Dawn (OND) / Post-OND Iraq Activities		Operation Enduring Freedom		Operation Freedom's Sentinel		Operation Noble Eagle		Operation Inherent Resolve		Summary	
	Obligations Year to Date	Disbursements Year to Date	Obligations Year to Date	Disbursements Year to Date	Obligations Year to Date	Disbursements Year to Date	Obligations Year to Date	Disbursements Year to Date	Obligations Year to Date	Disbursements Year to Date	Obligations Year to Date	Disbursements Year to Date
<b>Grand Total</b>	<b>135,208</b>	<b>31,261</b>	<b>0</b>	<b>0</b>	<b>20,993,172</b>	<b>9,860,067</b>	<b>41,859</b>	<b>16,723</b>	<b>3,088,845</b>	<b>1,574,181</b>	<b>24,259,084</b>	<b>11,482,232</b>
<b>Army Total</b>	<b>512</b>	<b>433</b>	<b>0</b>	<b>0</b>	<b>10,397,485</b>	<b>4,222,102</b>	<b>35,523</b>	<b>11,605</b>	<b>1,020,972</b>	<b>446,891</b>	<b>11,454,492</b>	<b>4,681,031</b>
<b>Army Active Total</b>	<b>512</b>	<b>433</b>	<b>0</b>	<b>0</b>	<b>10,349,079</b>	<b>4,196,037</b>	<b>35,523</b>	<b>11,605</b>	<b>1,020,893</b>	<b>446,817</b>	<b>11,406,007</b>	<b>4,654,892</b>
Operation and Maintenance, Army												
1.2.1 Civilian Premium Pay	174	171	0	0	59,433	56,261	248	230	963	963	60,818	57,625
1.2.2 Civilian Temporary Hires	30	30	0	0	740	740	0	0	9	9	779	779
<b>1.0 Personnel Sub-Total</b>	<b>204</b>	<b>201</b>	<b>0</b>	<b>0</b>	<b>60,173</b>	<b>57,001</b>	<b>248</b>	<b>230</b>	<b>972</b>	<b>972</b>	<b>61,597</b>	<b>58,404</b>
2.1 Temporary Duty (TDY)/Additional Duty (TAD)	33	1	0	0	129,522	64,428	4,408	3,750	2,562	1,995	136,525	70,174
2.2 Clothing and Other Personnel Equipment & Supplies	0	0	0	0	96,654	37,588	0	0	981	977	97,635	38,565
2.3 Medical Support/Health Services	0	0	0	0	23,382	19,479	0	0	2,855	2,252	26,237	21,731
2.5 Other Personnel Support	0	0	0	0	40,845	11,578	0	0	227	227	41,072	11,805
2.6 Rest & Recreation	0	0	0	0	3,971	2,913	0	0	0	0	3,971	2,913
<b>2.0 Personnel Support Sub-Total</b>	<b>33</b>	<b>1</b>	<b>0</b>	<b>0</b>	<b>294,374</b>	<b>135,986</b>	<b>4,408</b>	<b>3,750</b>	<b>6,625</b>	<b>5,451</b>	<b>305,440</b>	<b>145,188</b>
3.1 Training	0	0	0	0	90,812	11,684	0	0	1	0	90,813	11,684
3.2 Operations (OPTEMPO) (Fuel, Other POL, Parts)	0	0	0	0	702,195	577,562	542	133	48,775	20,216	751,512	597,911
3.2.1 MRAP Vehicles Operation	0	0	0	0	54,032	14,006	0	0	0	0	54,032	14,006
3.3 Other Supplies & Equipment	0	0	0	0	247,995	139,921	168	128	113,873	35,247	362,036	175,296
3.4 Facilities/Base Support	64	63	0	0	397,848	85,175	3,444	744	10,976	10,114	412,332	96,096
3.5.1 Organization Level Maintenance	0	0	0	0	103,757	41,954	0	0	0	0	103,757	41,954
3.5.2 Intermediate Level Maintenance	0	0	0	0	191,072	109,723	0	0	0	0	191,072	109,723
3.5.3 Depot Level Maintenance	43	1	0	0	984,477	188,623	0	0	2,456	254	986,976	188,878
3.5.4 Contractor Logistics Support	0	0	0	0	577,073	181,880	13,802	1,605	127,227	7,342	718,102	190,827
3.5.6 MRAP Vehicles Equipment Maintenance	0	0	0	0	89,190	10,399	0	0	0	0	89,190	10,399
3.6 (C4)	0	0	0	0	1,503,219	433,057	357	327	193,344	66,149	1,696,920	499,533
3.7 Other Services and Miscellaneous Contracts	168	167	0	0	2,023,114	368,963	11,446	4,122	278,049	163,601	2,312,777	536,853
3.9 Psychological Operations (Information Operations)	0	0	0	0	2,657	0	0	0	0	0	2,657	0
<b>3.0 Operating Support Sub-Total</b>	<b>275</b>	<b>231</b>	<b>0</b>	<b>0</b>	<b>6,967,441</b>	<b>2,162,947</b>	<b>29,759</b>	<b>7,059</b>	<b>774,701</b>	<b>302,923</b>	<b>7,772,176</b>	<b>2,473,160</b>
4.1 Airlift	0	0	0	0	265,502	129,657	0	0	0	0	265,502	129,657
4.2 Sealift	0	0	0	0	38,497	36,130	0	0	0	0	38,497	36,130
4.4 Port Handling/Inland Transportation	0	0	0	0	151,051	55,535	1,108	566	770	739	152,929	56,840
4.5 Other Transportation	0	0	0	0	22	13	0	0	0	0	22	13
4.6 Second Destination Transportation	0	0	0	0	579,688	276,745	0	0	1	1	579,689	276,746
<b>4.0 Transportation Sub-Total</b>	<b>0</b>	<b>0</b>	<b>0</b>	<b>0</b>	<b>1,034,760</b>	<b>498,080</b>	<b>1,108</b>	<b>566</b>	<b>771</b>	<b>740</b>	<b>1,036,639</b>	<b>499,386</b>

**COST OF WAR**  
**Operation and Maintenance (O&M) Summary Execution by Operation, Component, Appropriation and Cost Breakdown Structure (CBS)**  
**Beginning Fiscal Year - 2016**  
**(Amounts in Thousands)**  
**As of June 30, 2016**

Component and Appropriation	Operation New Dawn (OND) / Post-OND Iraq Activities		Operation Enduring Freedom		Operation Freedom's Sentinel		Operation Noble Eagle		Operation Inherent Resolve		Summary	
	Obligations Year to Date	Disbursements Year to Date	Obligations Year to Date	Disbursements Year to Date	Obligations Year to Date	Disbursements Year to Date	Obligations Year to Date	Disbursements Year to Date	Obligations Year to Date	Disbursements Year to Date	Obligations Year to Date	Disbursements Year to Date
7.4.1 Afghanistan (CERP)	0	0	0	0	1,461	901	0	0	0	0	1,461	901
7.6.1 Trainee Equip/Support	0	0	0	0	0	0	0	0	1,942	729	1,942	729
7.6.2 U.S. Trainer/Enabler	0	0	0	0	0	0	0	0	6,294	1,245	6,294	1,245
<b>7.0 Other Support Sub-Total</b>	<b>0</b>	<b>0</b>	<b>0</b>	<b>0</b>	<b>1,461</b>	<b>901</b>	<b>0</b>	<b>0</b>	<b>8,236</b>	<b>1,974</b>	<b>9,697</b>	<b>2,875</b>
Afghanistan Security Forces Fund, Army												
7.3.02 Defense Forces Sustainment	0	0	0	0	1,166,895	718,553	0	0	0	0	1,166,895	718,553
7.3.03 Defense Forces Infrastructure	0	0	0	0	60	0	0	0	0	0	60	0
7.3.04 Defense Forces Equipment and Transportation	0	0	0	0	115,775	115,775	0	0	0	0	115,775	115,775
7.3.05 Defense Forces Training and Operations	0	0	0	0	151,213	148,278	0	0	0	0	151,213	148,278
7.3.07 Interior Forces Sustainment	0	0	0	0	464,155	283,779	0	0	0	0	464,155	283,779
7.3.08 Interior Forces Infrastructure	0	0	0	0	40	0	0	0	0	0	40	0
7.3.09 Interior Forces Equipment	0	0	0	0	73,204	55,295	0	0	0	0	73,204	55,295
7.3.10 Interior Forces Training and Operations	0	0	0	0	19,528	19,432	0	0	0	0	19,528	19,432
7.3.20 Other	0	0	0	0	0	10	0	0	0	0	0	10
<b>7.0 Other Support Sub-Total</b>	<b>0</b>	<b>0</b>	<b>0</b>	<b>0</b>	<b>1,990,870</b>	<b>1,341,122</b>	<b>0</b>	<b>0</b>	<b>0</b>	<b>0</b>	<b>1,990,870</b>	<b>1,341,122</b>
Iraq Train and Equip Fund												
7.7.1 Defense Forces	0	0	0	0	0	0	0	0	229,588	134,757	229,588	134,757
<b>7.0 Other Support Sub-Total</b>	<b>0</b>	<b>0</b>	<b>0</b>	<b>0</b>	<b>0</b>	<b>0</b>	<b>0</b>	<b>0</b>	<b>229,588</b>	<b>134,757</b>	<b>229,588</b>	<b>134,757</b>
<b>Army Reserve Total</b>	<b>0</b>	<b>0</b>	<b>0</b>	<b>0</b>	<b>20,059</b>	<b>11,537</b>	<b>0</b>	<b>0</b>	<b>79</b>	<b>74</b>	<b>20,138</b>	<b>11,611</b>
Operation and Maintenance, Army Reserve												
2.1 Temporary Duty (TDY)/Additional Duty (TAD)	0	0	0	0	6,207	5,316	0	0	79	74	6,286	5,390
2.5 Other Personnel Support	0	0	0	0	6,731	4,099	0	0	0	0	6,731	4,099
<b>2.0 Personnel Support Sub-Total</b>	<b>0</b>	<b>0</b>	<b>0</b>	<b>0</b>	<b>12,938</b>	<b>9,415</b>	<b>0</b>	<b>0</b>	<b>79</b>	<b>74</b>	<b>13,017</b>	<b>9,489</b>
3.3 Other Supplies & Equipment	0	0	0	0	271	243	0	0	0	0	271	243
3.4 Facilities/Base Support	0	0	0	0	381	291	0	0	0	0	381	291
3.6 (C4I)	0	0	0	0	23	8	0	0	0	0	23	8
3.7 Other Services and Miscellaneous Contracts	0	0	0	0	5,890	1,277	0	0	0	0	5,890	1,277
<b>3.0 Operating Support Sub-Total</b>	<b>0</b>	<b>0</b>	<b>0</b>	<b>0</b>	<b>6,565</b>	<b>1,819</b>	<b>0</b>	<b>0</b>	<b>0</b>	<b>0</b>	<b>6,565</b>	<b>1,819</b>
4.4 Port Handling/Inland Transportation	0	0	0	0	556	303	0	0	0	0	556	303
<b>4.0 Transportation Sub-Total</b>	<b>0</b>	<b>0</b>	<b>0</b>	<b>0</b>	<b>556</b>	<b>303</b>	<b>0</b>	<b>0</b>	<b>0</b>	<b>0</b>	<b>556</b>	<b>303</b>
<b>Army National Guard Total</b>	<b>0</b>	<b>0</b>	<b>0</b>	<b>0</b>	<b>28,347</b>	<b>14,528</b>	<b>0</b>	<b>0</b>	<b>0</b>	<b>0</b>	<b>28,347</b>	<b>14,528</b>
Operation and Maintenance, Army Natl Guard												
1.2.1 Civilian Premium Pay	0	0	0	0	431	425	0	0	0	0	431	425

**COST OF WAR**  
**Operation and Maintenance (O&M) Summary Execution by Operation, Component, Appropriation and Cost Breakdown Structure (CBS)**  
**Beginning Fiscal Year - 2016**  
**(Amounts in Thousands)**  
**As of June 30, 2016**

Component and Appropriation	Operation New Dawn (OND) / Post-OND Iraq Activities		Operation Enduring Freedom		Operation Freedom's Sentinel		Operation Noble Eagle		Operation Inherent Resolve		Summary	
	Obligations Year to Date	Disbursements Year to Date	Obligations Year to Date	Disbursements Year to Date	Obligations Year to Date	Disbursements Year to Date	Obligations Year to Date	Disbursements Year to Date	Obligations Year to Date	Disbursements Year to Date	Obligations Year to Date	Disbursements Year to Date
<b>1.0 Personnel Sub-Total</b>	<b>0</b>	<b>0</b>	<b>0</b>	<b>0</b>	<b>431</b>	<b>425</b>	<b>0</b>	<b>0</b>	<b>0</b>	<b>0</b>	<b>431</b>	<b>425</b>
2.1 Temporary Duty (TDY)/Additional Duty (TAD)	0	0	0	0	36	32	0	0	0	0	36	32
2.2 Clothing and Other Personnel Equipment & Supplies	0	0	0	0	58	0	0	0	0	0	58	0
2.3 Medical Support/Health Services	0	0	0	0	272	115	0	0	0	0	272	115
2.4 Reserve Component Activation/Deactivation	0	0	0	0	4,731	3,308	0	0	0	0	4,731	3,308
2.5 Other Personnel Support	0	0	0	0	141	13	0	0	0	0	141	13
<b>2.0 Personnel Support Sub-Total</b>	<b>0</b>	<b>0</b>	<b>0</b>	<b>0</b>	<b>5,238</b>	<b>3,468</b>	<b>0</b>	<b>0</b>	<b>0</b>	<b>0</b>	<b>5,238</b>	<b>3,468</b>
3.1 Training	0	0	0	0	4	0	0	0	0	0	4	0
3.2 Operations (OPTEMPO) (Fuel, Other POL, Parts)	0	0	0	0	10,230	6,251	0	0	0	0	10,230	6,251
3.3 Other Supplies & Equipment	0	0	0	0	3,187	780	0	0	0	0	3,187	780
3.4 Facilities/Base Support	0	0	0	0	1,035	259	0	0	0	0	1,035	259
3.5.3 Depot Level Maintenance	0	0	0	0	5	0	0	0	0	0	5	0
3.6 (C4I)	0	0	0	0	3,989	2,102	0	0	0	0	3,989	2,102
3.7 Other Services and Miscellaneous Contracts	0	0	0	0	3,892	1,051	0	0	0	0	3,892	1,051
<b>3.0 Operating Support Sub-Total</b>	<b>0</b>	<b>0</b>	<b>0</b>	<b>0</b>	<b>22,342</b>	<b>10,443</b>	<b>0</b>	<b>0</b>	<b>0</b>	<b>0</b>	<b>22,342</b>	<b>10,443</b>
4.4 Port Handling/Inland Transportation	0	0	0	0	255	192	0	0	0	0	255	192
4.5 Other Transportation	0	0	0	0	81	0	0	0	0	0	81	0
<b>4.0 Transportation Sub-Total</b>	<b>0</b>	<b>0</b>	<b>0</b>	<b>0</b>	<b>336</b>	<b>192</b>	<b>0</b>	<b>0</b>	<b>0</b>	<b>0</b>	<b>336</b>	<b>192</b>
<b>Navy/Marine Corps Total</b>	<b>12,866</b>	<b>3,486</b>	<b>0</b>	<b>0</b>	<b>3,756,163</b>	<b>2,159,471</b>	<b>0</b>	<b>0</b>	<b>337,040</b>	<b>179,407</b>	<b>4,106,069</b>	<b>2,342,364</b>
<b>Navy Total</b>	<b>0</b>	<b>0</b>	<b>0</b>	<b>0</b>	<b>3,348,104</b>	<b>2,006,359</b>	<b>0</b>	<b>0</b>	<b>332,948</b>	<b>177,170</b>	<b>3,681,052</b>	<b>2,183,529</b>
<b>Navy Active Total</b>	<b>0</b>	<b>0</b>	<b>0</b>	<b>0</b>	<b>3,322,557</b>	<b>1,993,995</b>	<b>0</b>	<b>0</b>	<b>332,948</b>	<b>177,170</b>	<b>3,655,505</b>	<b>2,171,165</b>
Operation and Maintenance, Navy												
1.2.1 Civilian Premium Pay	0	0	0	0	61,498	50,213	0	0	43	43	61,541	50,256
1.2.2 Civilian Temporary Hires	0	0	0	0	488	428	0	0	50	50	538	478
<b>1.0 Personnel Sub-Total</b>	<b>0</b>	<b>0</b>	<b>0</b>	<b>0</b>	<b>61,986</b>	<b>50,641</b>	<b>0</b>	<b>0</b>	<b>93</b>	<b>93</b>	<b>62,079</b>	<b>50,734</b>
2.1 Temporary Duty (TDY)/Additional Duty (TAD)	0	0	0	0	95,773	70,605	0	0	698	698	96,471	71,303
2.2 Clothing and Other Personnel Equipment & Supplies	0	0	0	0	6,540	1,137	0	0	0	0	6,540	1,137
2.3 Medical Support/Health Services	0	0	0	0	35	18	0	0	0	0	35	18
2.5 Other Personnel Support	0	0	0	0	3,773	2,437	0	0	0	0	3,773	2,437
<b>2.0 Personnel Support Sub-Total</b>	<b>0</b>	<b>0</b>	<b>0</b>	<b>0</b>	<b>106,121</b>	<b>74,197</b>	<b>0</b>	<b>0</b>	<b>698</b>	<b>698</b>	<b>106,819</b>	<b>74,895</b>
3.1 Training	0	0	0	0	45,355	29,156	0	0	0	0	45,355	29,156
3.2 Operations (OPTEMPO) (Fuel, Other POL, Parts)	0	0	0	0	809,145	747,515	0	0	165,370	165,370	974,515	912,885
3.3 Other Supplies & Equipment	0	0	0	0	146,139	108,934	0	0	0	0	146,139	108,934

**COST OF WAR**  
**Operation and Maintenance (O&M) Summary Execution by Operation, Component, Appropriation and Cost Breakdown Structure (CBS)**  
**Beginning Fiscal Year - 2016**  
**(Amounts in Thousands)**  
**As of June 30, 2016**

Component and Appropriation	Operation New Dawn (OND) / Post-OND Iraq Activities		Operation Enduring Freedom		Operation Freedom's Sentinel		Operation Noble Eagle		Operation Inherent Resolve		Summary	
	Obligations Year to Date	Disbursements Year to Date	Obligations Year to Date	Disbursements Year to Date	Obligations Year to Date	Disbursements Year to Date	Obligations Year to Date	Disbursements Year to Date	Obligations Year to Date	Disbursements Year to Date	Obligations Year to Date	Disbursements Year to Date
3.4 Facilities/Base Support	0	0	0	0	31,652	8,619	0	0	0	0	31,652	8,619
3.5.1 Organization Level Maintenance	0	0	0	0	37,310	32,940	0	0	0	0	37,310	32,940
3.5.2 Intermediate Level Maintenance	0	0	0	0	6,596	4,754	0	0	0	0	6,596	4,754
3.5.3 Depot Level Maintenance	0	0	0	0	1,437,713	558,073	0	0	0	0	1,437,713	558,073
3.5.4 Contractor Logistics Support	0	0	0	0	7,514	4,665	0	0	0	0	7,514	4,665
3.6 (C4I)	0	0	0	0	49,519	32,752	0	0	0	0	49,519	32,752
3.7 Other Services and Miscellaneous Contracts	0	0	0	0	142,646	64,435	0	0	166,255	10,477	308,901	74,912
<b>3.0 Operating Support Sub-Total</b>	<b>0</b>	<b>0</b>	<b>0</b>	<b>0</b>	<b>2,713,589</b>	<b>1,591,843</b>	<b>0</b>	<b>0</b>	<b>331,625</b>	<b>175,847</b>	<b>3,045,214</b>	<b>1,767,690</b>
4.1 Airlift	0	0	0	0	189,049	94,925	0	0	532	532	189,581	95,457
4.2 Sealift	0	0	0	0	236,165	180,702	0	0	0	0	236,165	180,702
4.4 Port Handling/Inland Transportation	0	0	0	0	5,249	38	0	0	0	0	5,249	38
4.5 Other Transportation	0	0	0	0	8,804	550	0	0	0	0	8,804	550
4.6 Second Destination Transportation	0	0	0	0	1,594	1,099	0	0	0	0	1,594	1,099
<b>4.0 Transportation Sub-Total</b>	<b>0</b>	<b>0</b>	<b>0</b>	<b>0</b>	<b>440,861</b>	<b>277,314</b>	<b>0</b>	<b>0</b>	<b>532</b>	<b>532</b>	<b>441,393</b>	<b>277,846</b>
<b>Navy Reserve Total</b>	<b>0</b>	<b>0</b>	<b>0</b>	<b>0</b>	<b>25,547</b>	<b>12,364</b>	<b>0</b>	<b>0</b>	<b>0</b>	<b>0</b>	<b>25,547</b>	<b>12,364</b>
Operation and Maintenance, Navy Reserve												
2.2 Clothing and Other Personnel Equipment & Supplies	0	0	0	0	392	162	0	0	0	0	392	162
2.3 Medical Support/Health Services	0	0	0	0	561	280	0	0	0	0	561	280
2.4 Reserve Component Activation/Deactivation	0	0	0	0	1,454	497	0	0	0	0	1,454	497
<b>2.0 Personnel Support Sub-Total</b>	<b>0</b>	<b>0</b>	<b>0</b>	<b>0</b>	<b>2,407</b>	<b>939</b>	<b>0</b>	<b>0</b>	<b>0</b>	<b>0</b>	<b>2,407</b>	<b>939</b>
3.5.2 Intermediate Level Maintenance	0	0	0	0	6	6	0	0	0	0	6	6
3.5.3 Depot Level Maintenance	0	0	0	0	18,125	11,329	0	0	0	0	18,125	11,329
3.5.4 Contractor Logistics Support	0	0	0	0	3,578	0	0	0	0	0	3,578	0
3.7 Other Services and Miscellaneous Contracts	0	0	0	0	1,431	90	0	0	0	0	1,431	90
<b>3.0 Operating Support Sub-Total</b>	<b>0</b>	<b>0</b>	<b>0</b>	<b>0</b>	<b>23,140</b>	<b>11,425</b>	<b>0</b>	<b>0</b>	<b>0</b>	<b>0</b>	<b>23,140</b>	<b>11,425</b>
<b>Marine Corps Total</b>	<b>12,866</b>	<b>3,486</b>	<b>0</b>	<b>0</b>	<b>408,059</b>	<b>153,112</b>	<b>0</b>	<b>0</b>	<b>4,092</b>	<b>2,237</b>	<b>425,017</b>	<b>158,835</b>
<b>Marine Corps Active Total</b>	<b>12,866</b>	<b>3,486</b>	<b>0</b>	<b>0</b>	<b>405,755</b>	<b>151,082</b>	<b>0</b>	<b>0</b>	<b>4,092</b>	<b>2,237</b>	<b>422,713</b>	<b>156,805</b>
Operation and Maintenance, Marine Corps												
1.2.1 Civilian Premium Pay	0	0	0	0	722	709	0	0	0	0	722	709
1.2.2 Civilian Temporary Hires	0	0	0	0	1,719	1,503	0	0	0	0	1,719	1,503
<b>1.0 Personnel Sub-Total</b>	<b>0</b>	<b>0</b>	<b>0</b>	<b>0</b>	<b>2,441</b>	<b>2,212</b>	<b>0</b>	<b>0</b>	<b>0</b>	<b>0</b>	<b>2,441</b>	<b>2,212</b>
2.1 Temporary Duty (TDY)/Additional Duty (TAD)	15	12	0	0	16,672	12,843	0	0	1,392	910	18,079	13,765
2.2 Clothing and Other Personnel Equipment & Supplies	0	0	0	0	26,905	5,137	0	0	68	0	26,973	5,137

**COST OF WAR**  
**Operation and Maintenance (O&M) Summary Execution by Operation, Component, Appropriation and Cost Breakdown Structure (CBS)**  
**Beginning Fiscal Year - 2016**  
**(Amounts in Thousands)**  
**As of June 30, 2016**

Component and Appropriation	Operation New Dawn (OND) / Post-OND Iraq Activities		Operation Enduring Freedom		Operation Freedom's Sentinel		Operation Noble Eagle		Operation Inherent Resolve		Summary	
	Obligations Year to Date	Disbursements Year to Date	Obligations Year to Date	Disbursements Year to Date	Obligations Year to Date	Disbursements Year to Date	Obligations Year to Date	Disbursements Year to Date	Obligations Year to Date	Disbursements Year to Date	Obligations Year to Date	Disbursements Year to Date
2.3 Medical Support/Health Services	0	0	0	0	809	429	0	0	0	0	809	429
2.4 Reserve Component Activation/Deactivation	0	0	0	0	9	9	0	0	0	0	9	9
2.5 Other Personnel Support	0	0	0	0	8,926	7,052	0	0	0	0	8,926	7,052
<b>2.0 Personnel Support Sub-Total</b>	<b>15</b>	<b>12</b>	<b>0</b>	<b>0</b>	<b>53,321</b>	<b>25,470</b>	<b>0</b>	<b>0</b>	<b>1,460</b>	<b>910</b>	<b>54,796</b>	<b>26,392</b>
3.1 Training	0	0	0	0	16,837	1,815	0	0	119	97	16,956	1,912
3.2 Operations (OPTEMPO) (Fuel, Other POL, Parts)	0	0	0	0	15,620	8,793	0	0	1,010	785	16,630	9,578
3.2.1 MRAP Vehicles Operation	0	0	0	0	408	39	0	0	0	0	408	39
3.3 Other Supplies & Equipment	0	0	0	0	2,008	903	0	0	383	308	2,391	1,211
3.4 Facilities/Base Support	0	0	0	0	11,322	3,575	0	0	0	0	11,322	3,575
3.5.1 Organization Level Maintenance	0	0	0	0	6,153	2,979	0	0	0	0	6,153	2,979
3.5.3 Depot Level Maintenance	12,791	3,474	0	0	142,469	47,005	0	0	0	0	155,260	50,479
3.5.4 Contractor Logistics Support	0	0	0	0	7,217	729	0	0	0	0	7,217	729
3.5.6 MRAP Vehicles Equipment Maintenance	0	0	0	0	9,447	2,827	0	0	0	0	9,447	2,827
3.6 (C4I)	0	0	0	0	436	68	0	0	0	0	436	68
3.7 Other Services and Miscellaneous Contracts	60	0	0	0	110,497	38,519	0	0	1,120	137	111,677	38,656
<b>3.0 Operating Support Sub-Total</b>	<b>12,851</b>	<b>3,474</b>	<b>0</b>	<b>0</b>	<b>322,414</b>	<b>107,252</b>	<b>0</b>	<b>0</b>	<b>2,632</b>	<b>1,327</b>	<b>337,897</b>	<b>112,053</b>
4.5 Other Transportation	0	0	0	0	20,545	13,325	0	0	0	0	20,545	13,325
4.6 Second Destination Transportation	0	0	0	0	7,034	2,823	0	0	0	0	7,034	2,823
<b>4.0 Transportation Sub-Total</b>	<b>0</b>	<b>0</b>	<b>0</b>	<b>0</b>	<b>27,579</b>	<b>16,148</b>	<b>0</b>	<b>0</b>	<b>0</b>	<b>0</b>	<b>27,579</b>	<b>16,148</b>
<b>Marine Corps Reserve Total</b>	<b>0</b>	<b>0</b>	<b>0</b>	<b>0</b>	<b>2,304</b>	<b>2,030</b>	<b>0</b>	<b>0</b>	<b>0</b>	<b>0</b>	<b>2,304</b>	<b>2,030</b>
Operation and Maintenance, USMC Reserve												
2.1 Temporary Duty (TDY)/Additional Duty (TAD)	0	0	0	0	10	10	0	0	0	0	10	10
2.2 Clothing and Other Personnel Equipment & Supplies	0	0	0	0	13	12	0	0	0	0	13	12
2.4 Reserve Component Activation/Deactivation	0	0	0	0	142	-76	0	0	0	0	142	-76
<b>2.0 Personnel Support Sub-Total</b>	<b>0</b>	<b>0</b>	<b>0</b>	<b>0</b>	<b>165</b>	<b>-54</b>	<b>0</b>	<b>0</b>	<b>0</b>	<b>0</b>	<b>165</b>	<b>-54</b>
3.2 Operations (OPTEMPO) (Fuel, Other POL, Parts)	0	0	0	0	1,637	1,637	0	0	0	0	1,637	1,637
3.6 (C4I)	0	0	0	0	192	93	0	0	0	0	192	93
3.7 Other Services and Miscellaneous Contracts	0	0	0	0	310	354	0	0	0	0	310	354
<b>3.0 Operating Support Sub-Total</b>	<b>0</b>	<b>0</b>	<b>0</b>	<b>0</b>	<b>2,139</b>	<b>2,084</b>	<b>0</b>	<b>0</b>	<b>0</b>	<b>0</b>	<b>2,139</b>	<b>2,084</b>
<b>Air Force Total</b>	<b>52,008</b>	<b>8,160</b>	<b>0</b>	<b>0</b>	<b>4,531,342</b>	<b>2,300,709</b>	<b>6,336</b>	<b>5,118</b>	<b>1,242,521</b>	<b>781,716</b>	<b>5,832,207</b>	<b>3,095,703</b>
<b>Air Force Active Total</b>	<b>52,008</b>	<b>8,160</b>	<b>0</b>	<b>0</b>	<b>4,475,483</b>	<b>2,269,458</b>	<b>6,336</b>	<b>5,118</b>	<b>1,242,521</b>	<b>781,716</b>	<b>5,776,348</b>	<b>3,064,452</b>
Operation and Maintenance, Air Force												
1.1.7 Other Military Personnel (Special Pay)	0	0	0	0	10	0	0	0	0	0	10	0

**COST OF WAR**  
**Operation and Maintenance (O&M) Summary Execution by Operation, Component, Appropriation and Cost Breakdown Structure (CBS)**  
**Beginning Fiscal Year - 2016**  
**(Amounts in Thousands)**  
**As of June 30, 2016**

Component and Appropriation	Operation New Dawn (OND) / Post-OND Iraq Activities		Operation Enduring Freedom		Operation Freedom's Sentinel		Operation Noble Eagle		Operation Inherent Resolve		Summary	
	Obligations Year to Date	Disbursements Year to Date	Obligations Year to Date	Disbursements Year to Date	Obligations Year to Date	Disbursements Year to Date	Obligations Year to Date	Disbursements Year to Date	Obligations Year to Date	Disbursements Year to Date	Obligations Year to Date	Disbursements Year to Date
1.2.2 Civilian Temporary Hires	2,138	2,137	0	0	38,770	38,012	652	652	31	31	41,591	40,832
<b>1.0 Personnel Sub-Total</b>	<b>2,138</b>	<b>2,137</b>	<b>0</b>	<b>0</b>	<b>38,780</b>	<b>38,012</b>	<b>652</b>	<b>652</b>	<b>31</b>	<b>31</b>	<b>41,601</b>	<b>40,832</b>
2.1 Temporary Duty (TDY)/Additional Duty (TAD)	1,035	639	0	0	157,338	98,952	807	672	7,526	5,279	166,706	105,542
2.2 Clothing and Other Personnel Equipment & Supplies	0	0	0	0	1,183	1,077	0	0	1	1	1,184	1,078
2.3 Medical Support/Health Services	302	285	0	0	17,373	12,924	98	62	1,584	848	19,357	14,119
2.5 Other Personnel Support	36,295	2,832	0	0	33,461	16,086	0	0	320	267	70,076	19,185
<b>2.0 Personnel Support Sub-Total</b>	<b>37,632</b>	<b>3,756</b>	<b>0</b>	<b>0</b>	<b>209,355</b>	<b>129,039</b>	<b>905</b>	<b>734</b>	<b>9,431</b>	<b>6,395</b>	<b>257,323</b>	<b>139,924</b>
3.1 Training	0	0	0	0	27,784	10,152	0	0	1,423	201	29,207	10,353
3.2 Operations (OPTEMPO) (Fuel, Other POL, Parts)	407	284	0	0	239,867	130,373	4,775	3,729	870,299	640,062	1,115,348	774,448
3.3 Other Supplies & Equipment	1,240	868	0	0	293,059	127,066	2	1	49,576	31,361	343,877	159,296
3.4 Facilities/Base Support	0	0	0	0	144,238	57,471	2	2	13,673	3,658	157,913	61,131
3.5.3 Depot Level Maintenance	0	0	0	0	1,365,431	678,745	0	0	0	0	1,365,431	678,745
3.6 (C4I)	4,886	548	0	0	510,046	192,478	0	0	19,783	5,803	534,715	198,829
3.7 Other Services and Miscellaneous Contracts	4,905	567	0	0	697,490	255,177	0	0	137,507	7,902	839,902	263,646
<b>3.0 Operating Support Sub-Total</b>	<b>11,438</b>	<b>2,267</b>	<b>0</b>	<b>0</b>	<b>3,277,915</b>	<b>1,451,462</b>	<b>4,779</b>	<b>3,732</b>	<b>1,092,261</b>	<b>688,987</b>	<b>4,386,393</b>	<b>2,146,448</b>
4.1 Airlift	800	0	0	0	822,047	590,169	0	0	123,589	80,487	946,436	670,656
4.2 Sealift	0	0	0	0	198	88	0	0	0	0	198	88
4.5 Other Transportation	0	0	0	0	124,254	58,640	0	0	5,122	3,137	129,376	61,777
4.8 Retrograde of Personnel and Equipment	0	0	0	0	2,934	2,048	0	0	4	2	2,938	2,050
<b>4.0 Transportation Sub-Total</b>	<b>800</b>	<b>0</b>	<b>0</b>	<b>0</b>	<b>949,433</b>	<b>650,945</b>	<b>0</b>	<b>0</b>	<b>128,715</b>	<b>83,626</b>	<b>1,078,948</b>	<b>734,571</b>
7.6.1 Trainee Equip/Support	0	0	0	0	0	0	0	0	4,469	779	4,469	779
7.6.2 U.S. Trainer/Enabler	0	0	0	0	0	0	0	0	7,614	1,898	7,614	1,898
<b>7.0 Other Support Sub-Total</b>	<b>0</b>	<b>0</b>	<b>0</b>	<b>0</b>	<b>0</b>	<b>0</b>	<b>0</b>	<b>0</b>	<b>12,083</b>	<b>2,677</b>	<b>12,083</b>	<b>2,677</b>
<b>Air Force Reserve Total</b>	<b>0</b>	<b>0</b>	<b>0</b>	<b>0</b>	<b>51,503</b>	<b>28,703</b>	<b>0</b>	<b>0</b>	<b>0</b>	<b>0</b>	<b>51,503</b>	<b>28,703</b>
Operation and Maintenance, Air Force Reserve												
2.1 Temporary Duty (TDY)/Additional Duty (TAD)	0	0	0	0	2,720	1,652	0	0	0	0	2,720	1,652
<b>2.0 Personnel Support Sub-Total</b>	<b>0</b>	<b>0</b>	<b>0</b>	<b>0</b>	<b>2,720</b>	<b>1,652</b>	<b>0</b>	<b>0</b>	<b>0</b>	<b>0</b>	<b>2,720</b>	<b>1,652</b>
3.3 Other Supplies & Equipment	0	0	0	0	105	90	0	0	0	0	105	90
3.4 Facilities/Base Support	0	0	0	0	899	272	0	0	0	0	899	272
3.5.4 Contractor Logistics Support	0	0	0	0	47,779	26,689	0	0	0	0	47,779	26,689
<b>3.0 Operating Support Sub-Total</b>	<b>0</b>	<b>0</b>	<b>0</b>	<b>0</b>	<b>48,783</b>	<b>27,051</b>	<b>0</b>	<b>0</b>	<b>0</b>	<b>0</b>	<b>48,783</b>	<b>27,051</b>
<b>Air Force National Guard Total</b>	<b>0</b>	<b>0</b>	<b>0</b>	<b>0</b>	<b>4,356</b>	<b>2,548</b>	<b>0</b>	<b>0</b>	<b>0</b>	<b>0</b>	<b>4,356</b>	<b>2,548</b>
Operation and Maintenance, Air Natl Guard												

**COST OF WAR**  
**Operation and Maintenance (O&M) Summary Execution by Operation, Component, Appropriation and Cost Breakdown Structure (CBS)**  
**Beginning Fiscal Year - 2016**  
**(Amounts in Thousands)**  
**As of June 30, 2016**

Component and Appropriation	Operation New Dawn (OND) / Post-OND Iraq Activities		Operation Enduring Freedom		Operation Freedom's Sentinel		Operation Noble Eagle		Operation Inherent Resolve		Summary	
	Obligations Year to Date	Disbursements Year to Date	Obligations Year to Date	Disbursements Year to Date	Obligations Year to Date	Disbursements Year to Date	Obligations Year to Date	Disbursements Year to Date	Obligations Year to Date	Disbursements Year to Date	Obligations Year to Date	Disbursements Year to Date
2.1 Temporary Duty (TDY)/Additional Duty (TAD)	0	0	0	0	640	602	0	0	0	0	640	602
<b>2.0 Personnel Support Sub-Total</b>	<b>0</b>	<b>0</b>	<b>0</b>	<b>0</b>	<b>640</b>	<b>602</b>	<b>0</b>	<b>0</b>	<b>0</b>	<b>0</b>	<b>640</b>	<b>602</b>
3.3 Other Supplies & Equipment	0	0	0	0	1,099	637	0	0	0	0	1,099	637
3.4 Facilities/Base Support	0	0	0	0	476	283	0	0	0	0	476	283
3.6 (C4I)	0	0	0	0	6	2	0	0	0	0	6	2
3.7 Other Services and Miscellaneous Contracts	0	0	0	0	2,135	1,024	0	0	0	0	2,135	1,024
<b>3.0 Operating Support Sub-Total</b>	<b>0</b>	<b>0</b>	<b>0</b>	<b>0</b>	<b>3,716</b>	<b>1,946</b>	<b>0</b>	<b>0</b>	<b>0</b>	<b>0</b>	<b>3,716</b>	<b>1,946</b>
<b>Defense Health Program Total</b>	<b>0</b>	<b>0</b>	<b>0</b>	<b>0</b>	<b>204,452</b>	<b>171,299</b>	<b>0</b>	<b>0</b>	<b>0</b>	<b>0</b>	<b>204,452</b>	<b>171,299</b>
Defense Health Program, Defense												
2.3 Medical Support/Health Services	0	0	0	0	204,452	171,299	0	0	0	0	204,452	171,299
<b>2.0 Personnel Support Sub-Total</b>	<b>0</b>	<b>0</b>	<b>0</b>	<b>0</b>	<b>204,452</b>	<b>171,299</b>	<b>0</b>	<b>0</b>	<b>0</b>	<b>0</b>	<b>204,452</b>	<b>171,299</b>
<b>DODIG Total</b>	<b>0</b>	<b>0</b>	<b>0</b>	<b>0</b>	<b>1,601</b>	<b>1,581</b>	<b>0</b>	<b>0</b>	<b>7,634</b>	<b>6,784</b>	<b>9,235</b>	<b>8,365</b>
Office of the Inspector General, Defense												
1.2.1 Civilian Premium Pay	0	0	0	0	1,460	1,445	0	0	565	516	2,025	1,961
1.2.2 Civilian Temporary Hires	0	0	0	0	104	103	0	0	6,090	5,683	6,194	5,786
<b>1.0 Personnel Sub-Total</b>	<b>0</b>	<b>0</b>	<b>0</b>	<b>0</b>	<b>1,564</b>	<b>1,548</b>	<b>0</b>	<b>0</b>	<b>6,655</b>	<b>6,199</b>	<b>8,219</b>	<b>7,747</b>
2.1 Temporary Duty (TDY)/Additional Duty (TAD)	0	0	0	0	37	33	0	0	617	454	654	487
2.2 Clothing and Other Personnel Equipment & Supplies	0	0	0	0	0	0	0	0	17	12	17	12
<b>2.0 Personnel Support Sub-Total</b>	<b>0</b>	<b>0</b>	<b>0</b>	<b>0</b>	<b>37</b>	<b>33</b>	<b>0</b>	<b>0</b>	<b>634</b>	<b>466</b>	<b>671</b>	<b>499</b>
3.1 Training	0	0	0	0	0	0	0	0	8	4	8	4
3.3 Other Supplies & Equipment	0	0	0	0	0	0	0	0	1	1	1	1
3.6 (C4I)	0	0	0	0	0	0	0	0	4	4	4	4
3.7 Other Services and Miscellaneous Contracts	0	0	0	0	0	0	0	0	316	99	316	99
<b>3.0 Operating Support Sub-Total</b>	<b>0</b>	<b>0</b>	<b>0</b>	<b>0</b>	<b>0</b>	<b>0</b>	<b>0</b>	<b>0</b>	<b>329</b>	<b>108</b>	<b>329</b>	<b>108</b>
4.5 Other Transportation	0	0	0	0	0	0	0	0	16	11	16	11
<b>4.0 Transportation Sub-Total</b>	<b>0</b>	<b>0</b>	<b>0</b>	<b>0</b>	<b>0</b>	<b>0</b>	<b>0</b>	<b>0</b>	<b>16</b>	<b>11</b>	<b>16</b>	<b>11</b>
<b>Defense Agency Total</b>	<b>69,822</b>	<b>19,182</b>	<b>0</b>	<b>0</b>	<b>2,102,129</b>	<b>1,004,905</b>	<b>0</b>	<b>0</b>	<b>480,678</b>	<b>159,383</b>	<b>2,652,629</b>	<b>1,183,470</b>
Operation and Maintenance, Defense-Wide												
1.2.1 Civilian Premium Pay	0	0	0	0	63,506	38,534	0	0	0	0	63,506	38,534
1.2.2 Civilian Temporary Hires	3,265	3,240	0	0	10,486	9,496	0	0	0	0	13,751	12,736
<b>1.0 Personnel Sub-Total</b>	<b>3,265</b>	<b>3,240</b>	<b>0</b>	<b>0</b>	<b>73,992</b>	<b>48,030</b>	<b>0</b>	<b>0</b>	<b>0</b>	<b>0</b>	<b>77,257</b>	<b>51,270</b>
2.1 Temporary Duty (TDY)/Additional Duty (TAD)	57	47	0	0	110,311	78,183	0	0	14,921	10,744	125,289	88,974
2.2 Clothing and Other Personnel Equipment & Supplies	0	0	0	0	1,745	793	0	0	674	458	2,419	1,251



**COST OF WAR**  
**Operation and Maintenance (O&M) Summary Execution by Operation, Component, Appropriation and Cost Breakdown Structure (CBS)**  
**Beginning Fiscal Year - 2016**  
**(Amounts in Thousands)**  
**As of June 30, 2016**

Component and Appropriation	Operation New Dawn (OND) / Post-OND Iraq Activities		Operation Enduring Freedom		Operation Freedom's Sentinel		Operation Noble Eagle		Operation Inherent Resolve		Summary	
	Obligations Year to Date	Disbursements Year to Date	Obligations Year to Date	Disbursements Year to Date	Obligations Year to Date	Disbursements Year to Date	Obligations Year to Date	Disbursements Year to Date	Obligations Year to Date	Disbursements Year to Date	Obligations Year to Date	Disbursements Year to Date
2.3 Medical Support/Health Services	0	0	0	0	3,632	2,094	0	0	101	59	3,733	2,153
2.5 Other Personnel Support	0	0	0	0	64,843	48,942	0	0	0	0	64,843	48,942
<b>2.0 Personnel Support Sub-Total</b>	<b>57</b>	<b>47</b>	<b>0</b>	<b>0</b>	<b>180,531</b>	<b>130,012</b>	<b>0</b>	<b>0</b>	<b>15,696</b>	<b>11,261</b>	<b>196,284</b>	<b>141,320</b>
3.1 Training	0	0	0	0	20,017	10,131	0	0	843	296	20,860	10,427
3.2 Operations (OPTEMPO) (Fuel, Other POL, Parts)	0	0	0	0	132,089	61,825	0	0	59,251	43,967	191,340	105,792
3.3 Other Supplies & Equipment	0	0	0	0	102,022	38,012	0	0	39,530	17,374	141,552	55,386
3.4 Facilities/Base Support	0	0	0	0	1,482	1,028	0	0	0	0	1,482	1,028
3.5.1 Organization Level Maintenance	0	0	0	0	77	77	0	0	0	0	77	77
3.5.2 Intermediate Level Maintenance	0	0	0	0	4,451	1,270	0	0	45	41	4,496	1,311
3.5.3 Depot Level Maintenance	0	0	0	0	10,655	766	0	0	0	0	10,655	766
3.5.4 Contractor Logistics Support	0	0	0	0	231,983	63,838	0	0	1,800	1,600	233,783	65,438
3.5.6 MRAP Vehicles Equipment Maintenance	0	0	0	0	37,369	20,468	0	0	13,411	0	50,780	20,468
3.6 (C4I)	66,458	15,855	0	0	250,706	73,547	0	0	59,984	12,726	377,148	102,128
3.7 Other Services and Miscellaneous Contracts	42	40	0	0	731,919	279,041	0	0	147,186	33,015	879,147	312,096
<b>3.0 Operating Support Sub-Total</b>	<b>66,500</b>	<b>15,895</b>	<b>0</b>	<b>0</b>	<b>1,522,770</b>	<b>550,003</b>	<b>0</b>	<b>0</b>	<b>322,050</b>	<b>109,019</b>	<b>1,911,320</b>	<b>674,917</b>
4.1 Airlift	0	0	0	0	135,528	104,842	0	0	54,557	26,003	190,085	130,845
4.2 Sealift	0	0	0	0	1,200	828	0	0	0	0	1,200	828
4.4 Port Handling/Inland Transportation	0	0	0	0	3,155	2,634	0	0	0	0	3,155	2,634
4.5 Other Transportation	0	0	0	0	40,532	24,254	0	0	548	83	41,080	24,337
4.6 Second Destination Transportation	0	0	0	0	171	52	0	0	0	0	171	52
<b>4.0 Transportation Sub-Total</b>	<b>0</b>	<b>0</b>	<b>0</b>	<b>0</b>	<b>180,586</b>	<b>132,610</b>	<b>0</b>	<b>0</b>	<b>55,105</b>	<b>26,086</b>	<b>235,691</b>	<b>158,696</b>
7.2.1 Transportation Support	0	0	0	0	24,000	24,000	0	0	0	0	24,000	24,000
7.2.2 Logistic Support	0	0	0	0	120,250	120,250	0	0	0	0	120,250	120,250
7.6.1 Trainee Equip/Support	0	0	0	0	0	0	0	0	71,373	4,992	71,373	4,992
7.6.2 U.S. Trainer/Enabler	0	0	0	0	0	0	0	0	16,454	8,025	16,454	8,025
<b>7.0 Other Support Sub-Total</b>	<b>0</b>	<b>0</b>	<b>0</b>	<b>0</b>	<b>144,250</b>	<b>144,250</b>	<b>0</b>	<b>0</b>	<b>87,827</b>	<b>13,017</b>	<b>232,077</b>	<b>157,267</b>

**FY 2016 Cost of War for FY 2016 Appropriations**

**FY 2016 Estimate of Cost of War for FY 2016 Appropriations  
(Amounts in Thousands)  
As of June 30, 2016**

APPROPRIATION Fiscal Year 2016 Accounts	Notes	Funds Appropriated 1/ 6/	Funds Transferred 4/	Funds Available	Obligations June 2016	Obligations CFI 2/	Disbursements CFI 3/	Unpaid Obligations	Unobligated Balance	Percent Obligated
21 2016/2016 2010 Military Personnel, Army		1,846,356	0	1,846,356	183,720	1,403,850	1,403,850	0	442,506	76%
21 2016/2016 2070 Reserve Personnel, Army		17,162	0	17,162	1,087	13,485	12,904	581	3,677	79%
21 2016/2016 2060 National Guard Personnel, Army		149,015	871	149,886	14,918	84,227	74,149	10,078	65,659	56%
21 2016/2016 2020 Operation and Maintenance, Army	6/	11,668,548	172,907	11,841,455	1,478,670	9,185,549	3,179,013	6,006,536	2,655,906	78%
21 2016/2016 2080 Operation and Maintenance, Army Reserve	6/	24,554	0	24,554	747	20,138	11,611	8,527	4,416	82%
21 2016/2016 2065 Operation and Maintenance, Army Natl Guard		60,845	0	60,845	6,366	28,347	14,528	13,819	32,498	47%
21 2016/2018 2031 Aircraft Procurement, Army		161,987	84,000	245,987	-9,562	64,885	8,144	56,741	181,102	26%
21 2016/2018 2032 Missile Procurement, Army		37,260	0	37,260	0	0	0	0	37,260	0%
21 2016/2018 2033 Procurement of Weapons & Tracked Vehicles, Army		486,630	0	486,630	6,479	125,966	365	125,601	360,664	26%
21 2016/2018 2034 Procurement of Ammunition, Army		222,040	0	222,040	7,670	67,162	2,131	65,031	154,878	0%
21 2016/2018 2035 Other Procurement, Army		1,175,596	0	1,175,596	41,097	507,042	26,463	480,579	668,554	43%
21 2016/2017 2040 Research, Development, Test, and Eval, Army		1,500	0	1,500	16	1,454	339	1,115	46	97%
17 2016/2016 1453 Military Personnel, Navy	7/	251,011	0	251,011	29,218	251,121	248,962	2,159	-110	100%
17 2016/2016 1405 Reserve Personnel, Navy		12,693	0	12,693	1,241	11,924	9,916	2,008	769	94%
17 2016/2016 1804 Operation and Maintenance, Navy	6/	4,789,789	129,805	4,919,594	429,320	3,655,505	2,171,165	1,484,340	1,264,089	74%
17 2016/2016 1806 Operation and Maintenance, Navy Reserve	6/	31,462	0	31,462	4,787	25,547	12,364	13,183	5,915	81%
17 2016/2018 1506 Aircraft Procurement, Navy		210,990	0	210,990	41,554	95,709	2,430	93,279	115,281	45%
17 2016/2018 1508 Procurement of Ammunition, Navy and USMC		117,966	0	117,966	2,397	106,108	252	105,856	11,858	90%
17 2016/2018 1810 Other Procurement, Navy		186	0	186	0	0	0	0	186	0%
17 2016/2016 1105 Military Personnel, Marine Corps		171,079	293	171,372	28,607	145,925	65,548	80,377	25,447	85%
17 2016/2016 1108 Reserve Personnel, Marine Corps		3,393	0	3,393	0	1,490	690	800	1,903	44%
17 2016/2016 1106 Operation and Maintenance, Marine Corps	6/	914,186	0	914,186	40,747	422,713	156,805	265,908	491,473	46%
17 2016/2016 1107 Operation and Maintenance, USMC Reserve		3,455	0	3,455	11	2,304	2,030	274	1,151	67%
17 2016/2018 1109 Procurement, Marine Corps		56,934	0	56,934	5,982	41,536	7,604	33,932	15,398	73%
57 2016/2016 3500 Military Personnel, Air Force		726,126	10,000	736,126	71,492	613,359	613,359	0	122,767	83%
57 2016/2016 3700 Reserve Personnel, Air Force		18,710	0	18,710	1,083	15,275	2,163	13,112	3,435	82%
57 2016/2016 3850 National Guard Personnel, Air Force	7/	2,828	0	2,828	752	4,389	3,464	925	-1,561	155%
57 2016/2016 3400 Operation and Maintenance, Air Force	6/	8,290,224	162,631	8,452,855	842,439	5,776,348	3,064,452	2,711,896	2,676,507	68%
57 2016/2016 3740 Operation and Maintenance, Air Force Reserve		58,106	0	58,106	2,035	51,503	28,703	22,800	6,603	89%
57 2016/2016 3840 Operation and Maintenance, Air Natl Guard		19,900	0	19,900	619	4,356	2,548	1,808	15,544	22%
57 2016/2018 3010 Aircraft Procurement, Air Force		128,900	108,200	237,100	0	5,502	0	5,502	231,598	2%
57 2016/2018 3020 Missile Procurement, Air Force		289,142	0	289,142	9	53	46	7	289,089	0%
57 2016/2018 3011 Procurement of Ammunition, Air Force		228,874	0	228,874	0	200,650	0	200,650	28,224	88%
57 2016/2018 3080 Other Procurement, Air Force		127,465	2,435	129,900	3,540	33,262	10,747	22,515	96,638	26%
57 2016/2017 3600 Research, Development, Test and Eval, Air Force		300	0	300	0	0	0	0	300	0%
97 2016/2016 0100 Operation and Maintenance, Defense-Wide	6/	3,363,389	570,558	3,933,947	361,839	2,652,629	1,183,470	1,469,159	1,281,318	67%
97 2016/2017 0100 Operation and Maintenance, Defense-Wide		1,160,000	0	1,160,000	0	0	0	0	1,160,000	0%
97 2016/2016 0107 Office of the Inspector General, Defense		10,262	0	10,262	1,141	9,235	8,365	870	1,027	90%
97 2016/2016 0130 Defense Health Program, Defense		272,704	0	272,704	25,582	204,452	171,299	33,153	68,252	75%
97 2016/2018 0300 Procurement, Defense-Wide		140,436	59,400	199,836	-218	123,248	16,080	107,168	76,588	62%
97 2016/2017 0400 Research, Development, Test and Eval, Defense		8,000	12,000	20,000	0	0	0	0	20,000	0%
97 2016/XXXX 4930 Defense Working Capital Funds, Defense		88,850	0	88,850	0	0	0	0	88,850	0%

**FY 2016 Estimate of Cost of War for FY 2016 Appropriations  
(Amounts in Thousands)  
As of June 30, 2016**

APPROPRIATION Fiscal Year 2016 Accounts	Notes	Funds Appropriated 1/ 6/	Funds Transferred 4/	Funds Available	Obligations June 2016	Obligations CFI 2/	Disbursements CFI 3/	Unpaid Obligations	Unobligated Balance	Percent Obligated
21 2016/2017 2091 Afghanistan Security Forces Fund, Army		3,652,257	0	3,652,257	596,432	1,990,870	1,341,122	649,748	1,661,387	55%
21 2016/2018 2093 Joint Improvised Explosive Device Defeat Fund		349,464	0	349,464	35,654	235,699	13,590	222,109	113,765	67%
21 2016/2017 2097 Iraq Train and Equip Fund		715,000	0	715,000	93,834	229,588	134,757	94,831	485,412	32%
97 2016/2016 0105 Drug Interdiction & Cntr Drug Activities		186,000	-186,000	0	0	0	0	0	0	0%
<b>Sub-Total</b>		<b>42,251,574</b>	<b>1,127,100</b>	<b>43,378,674</b>	<b>4,351,305</b>	<b>28,412,405</b>	<b>14,005,428</b>	<b>14,406,977</b>	<b>14,966,269</b>	<b>65%</b>
Non-War Funds	5/	15,352,907	0	15,352,907	0	0	0	0	15,352,907	0%
Operation Noble Eagle - Baseline Funds	2/	0	0	69,522	0	0	0	0	69,522	0%
<b>Grand Total</b>		<b>57,604,481</b>	<b>1,127,100</b>	<b>58,801,103</b>	<b>4,351,305</b>	<b>28,412,405</b>	<b>14,005,428</b>	<b>14,406,977</b>	<b>30,388,698</b>	<b>20%</b>

**FY 2016 Estimate of Cost of War for FY 2016 Appropriations  
(Amounts in Thousands)  
As of June 30, 2016**

---

**FY 2016 Status of Funds Footnotes:**

---

1/ Reflects funding provided in Public Law 114-53, the Continuing Resolutions Act, 2016.

2/ Obligations include **\$69,522** for Operation Noble Eagle (ONE) as a cost of war.

3/ CFI is Cumulative From Inception.

4/ Table 1 reflects funds transferred into/out of FY 2016 war funds. The appropriation transfer column totals may also include the results of internal reprogrammings within the cost of war funds.

5/ Table 2 reflects Non-War funds whose execution is not included in the DoD Cost of War Report.

6/ Table 3 reflects OCO funding that was reduced by **\$893,519** due to a congressional mark that was applied to the Department of Defense Appropriations Act, 2016.

7/ Obligations that exceed funds available reflect cash flowing from baseline operations

**FY 2016 Estimate of Cost of War for FY 2016 Appropriations  
(Amounts in Thousands)  
As of June 30, 2016**

<b>Table 1 -- Reprogramming Actions into/out of Cost of War Funds</b>						
<b>Reprogramming Action:</b>	<b>1</b>	<b>2</b>	<b>3</b>	<b>4</b>	<b>5</b>	<b>6</b>
<b>APPROPRIATION</b>						
2016/2016 National Guard Personnel, Army		672				199
2016/2016 Operation and Maintenance, Army		26,629	4,500		6,625	135,153
2016/2016 Aircraft Procurement, Army					84,000	
2016/2016 Operation and Maintenance, Navy		396	68,503	11,700	47,600	1,606
2016/2016 Military Personnel, Marine Corps		215				78
2016/2016 Military Personnel, Air Force					10,000	
2016/2016 Operation and Maintenance, Air Force		11,223	4,500	88,100	8,820	49,988
2016/2018 Aircraft Procurement, Air Force				108,200		
2016/2018 Other Procurement, Air Force						2,435
2016/2016 Operation and Maintenance, Defense-Wide	14,319	1,188	107,453	13,800	46,450	387,348
2016/2018 Procurement, Defense-Wide				36,000	23,400	
2016/2017 Research, Development, Test and Eval, Defense						12,000
2016/2016 Drug Interdiction & Cntr Drug Activities		-40,323				-145,677
<b>Reprogramming Total</b>	<b>14,319</b>	<b>0</b>	<b>184,956</b>	<b>257,800</b>	<b>226,895</b>	<b>443,130</b>
<b>Cumulative Reprogramming Total</b>	<b>14,319</b>	<b>14,319</b>	<b>199,275</b>	<b>457,075</b>	<b>683,970</b>	<b>1,127,100</b>

1. Base to OCO, DCMA Base-to-OCO, dated Dec 1, 2015
2. FY16-02 IR, Drug Interdiction and Counter-Drug Activities, dated November 13, 2015
3. FY16-02 PA, Counterterrorism Partnerships Fund for Syria Train & Equip, dated November 2, 2015 and Base to OCO, Restore Fuel Savings, dated February 1, 2016
4. FY16-10 IR, Intelligence, Surveillance and Reconnaissance Request, dated April 21, 2016
5. FY16-13 IR, Intelligence, Surveillance and Reconnaissance (ISR)-Part 2, dated May 31, 2016
6. FY 16-13 IR, Intelligence, Surveillance and Reconnaissance (ISR)-Part 2; FY 16-11 PA, Counterterrorism Partnerships Fund Transfer for Syria Train and Equip, dated June 30, 2016

<b>Table 2 -- Non-War Programs or Programs Whose Execution Is Not Included in the DoD Cost of War Report</b>					
<b>Non-War/Not Reported on the DoD Cost of War Report</b>	<b>Fund Item Description</b>	<b>Military Personnel</b>	<b>Operation &amp; Maintenance</b>	<b>Procurement</b>	<b>Total</b>
21 2016/2016 2020 Operation and Maintenance, Army	Congressional transfer from Title II to Title IX	2,200,000			2,200,000
17 2016/2016 1804 Operation and Maintenance, Navy	Congressional transfer from Title II to Title IX		2,200,000		2,200,000
17 2016/2016 1106 Operation and Maintenance, Marine Corps	Congressional transfer from Title II to Title IX		420,000		420,000
57 2016/2016 3400 Operation and Maintenance, Air Force	Congressional transfer from Title II to Title IX		2,200,000		2,200,000
<b>Operation and Maintenance, Subtotal</b>			<b>7,020,000</b>	<b>-</b>	<b>7,020,000</b>
97 2016/2018 0350 National Guard and Reserve Equipment, Defense	Baseline Programs funded by Congress in OCO			1,000,000	1,000,000
21 2016/2016 2020 Operation and Maintenance, Army	Restore Readiness		336,583		336,583
21 2016/2016 2065 Operation and Maintenance, Army Nat'l Guard	Restore Readiness		75,000		75,000
21 2016/2016 2080 Operation and Maintenance, Army Reserve	Restore Readiness		75,000		75,000
European Reassurance Initiative			789,300		789,300
Counterterrorism Partnerships Fund			1,100,000		1,100,000
Ukraine Security Initiative			250,000		250,000
Classified Programs					4,707,024
<b>Non-War Programs Totals</b>			<b>9,645,883</b>	<b>1,000,000</b>	<b>15,352,907</b>

<b>Table 3 -- Section 8128 Fuel Saving applied to Overseas Contingency Operations</b>			
<b>Non-War/Not Reported on the DoD Cost of War Report</b>	<b>Fund Item Description</b>	<b>Operation &amp; Maintenance</b>	<b>Total</b>
21 2016/2016 2020 Operation and Maintenance, Army	Fuel Reduction	271,349	271,349
21 2016/2016 2080 Operation and Maintenance, Army Reserve	Fuel Reduction	5	5
17 2016/2016 1804 Operation and Maintenance, Navy	Fuel Reduction	164,202	164,202
17 2016/2016 1806 Operation and Maintenance, Navy Reserve	Fuel Reduction	181	181
17 2016/2016 1106 Operation and Maintenance, Marine Corps	Fuel Reduction	11,478	11,478
57 2016/2016 3400 Operation and Maintenance, Air Force	Fuel Reduction	431,226	431,226
97 2016/2016 0100 Operation and Maintenance, USSOCOM	Fuel Reduction	15,078	15,078
<b>Operation and Maintenance, Total</b>		<b>893,519</b>	<b>893,519</b>

**FY 2016 Cost of War for FY 2015 Appropriations**

**FY 2016 Estimate of Cost of War for FY 2015 Appropriations  
(Amounts in Thousands)  
As of June 30, 2016**

APPROPRIATION Fiscal Year 2015 Accounts	Notes	Funds Appropriated 1/	Funds Transferred 4/	Funds Available	Obligations June 2016	Obligations CFI 2/ 3/	Disbursements CFI 3/	Unpaid Obligations	Unobligated Balance	Percent Obligated
21 2015/2015 2010 Military Personnel, Army		3,258,470	-210,000	3,048,470	0	2,972,442	2,972,442	0	76,028	98%
21 2015/2015 2070 Reserve Personnel, Army		24,990	0	24,990	0	22,450	21,190	1,260	2,540	90%
21 2015/2015 2060 National Guard Personnel, Army		174,778	288	175,066	0	158,970	144,912	14,058	16,096	91%
21 2015/2015 2020 Operation and Maintenance, Army		16,817,765	-249,005	16,568,760	0	16,485,709	7,359,978	9,125,731	83,051	99%
21 2015/2016 2020 Operation and Maintenance, Army		250,000	0	250,000	0	245,060	88,972	156,088	4,940	98%
21 2015/2015 2080 Operation and Maintenance, Army Reserve		41,532	0	41,532	0	33,718	19,645	14,073	7,814	81%
21 2015/2015 2065 Operation and Maintenance, Army National Guard		76,461	0	76,461	0	71,157	41,830	29,327	5,304	93%
21 2015/2017 2031 Aircraft Procurement, Army		196,200	391,511	587,711	6,385	474,359	52,400	421,959	113,352	81%
21 2015/2017 2032 Missile Procurement, Army		32,136	0	32,136	776	24,287	4,061	20,226	7,849	76%
21 2015/2017 2033 Procurement of Weapons & Tracked Vehicles		5,000	0	5,000	0	5,000	5	4,995	0	100%
21 2015/2017 2034 Procurement of Ammunition, Army		140,905	0	140,905	619	128,126	9,580	118,546	12,779	91%
21 2015/2017 2035 Other Procurement, Army		773,583	101,584	875,167	6,077	745,375	418,435	326,940	129,792	85%
21 2015/2016 2040 Research, Development, Test, and Evaluation, Army		2,000	33,603	35,603	1,620	34,015	7,228	26,787	1,588	96%
17 2015/2015 1453 Military Personnel, Navy	7/	332,166	0	332,166	0	351,063	345,084	5,979	-18,897	106%
17 2015/2015 1405 Reserve Personnel, Navy		13,953	0	13,953	0	13,616	13,324	292	337	98%
17 2015/2015 1804 Operation and Maintenance, Navy	7/	5,380,169	511,948	5,892,117	0	5,899,340	4,080,929	1,818,411	-7,223	100%
17 2015/2015 1806 Operation and Maintenance, Navy Reserve		45,876	0	45,876	0	45,856	35,796	10,060	20	100%
17 2015/2017 1506 Aircraft Procurement, Navy		243,359	0	243,359	363	142,204	70,725	71,479	101,155	58%
17 2015/2017 1507 Weapons Procurement, Navy		66,785	0	66,785	-6	7,056	1,532	5,524	59,729	11%
17 2015/2017 1508 Procurement of Ammunition, Navy and Marine Corps		154,519	0	154,519	-11	144,379	29,994	114,385	10,140	93%
17 2015/2017 1810 Other Procurement, Navy		121,310	0	121,310	319	17,006	3,897	13,109	104,304	14%
17 2015/2016 1319 Research, Development, Test, and Evaluation, Navy		940	1,200	2,140	0	2,111	1,616	495	29	99%
17 2015/2015 1105 Military Personnel, Marine Corps		403,311	-51,584	351,727	0	305,911	305,911	0	45,816	87%
17 2015/2015 1108 Reserve Personnel, Marine Corps		5,069	0	5,069	0	3,756	3,756	0	1,313	74%
17 2015/2015 1106 Operation and Maintenance, Marine Corps		1,485,904	-57,478	1,428,426	1,263	1,029,504	785,584	243,920	398,922	72%
17 2015/2015 1107 Operation and Maintenance, Marine Corps Reserve		10,540	0	10,540	0	10,483	9,632	851	57	99%
17 2015/2017 1109 Procurement, Marine Corps		65,589	0	65,589	0	56,838	19,909	36,929	8,751	87%
57 2015/2015 3500 Military Personnel, Air Force		728,334	4,094	732,428	0	719,024	719,024	0	13,404	98%
57 2015/2015 3700 Reserve Personnel, Air Force	7/	19,175	580	19,755	0	19,759	13,554	6,205	-4	100%
57 2015/2015 3850 National Guard Personnel, Air Force	7/	4,894	0	4,894	0	5,454	5,040	414	-560	111%
57 2015/2015 3400 Operation and Maintenance, Air Force		9,034,449	165,452	9,199,901	-15,810	9,067,740	8,316,334	751,406	132,161	99%
57 2015/2015 3740 Operation and Maintenance, Air Force Reserve	7/	77,794	0	77,794	0	147,337	120,412	26,925	-69,543	189%
57 2015/2015 3840 Operation and Maintenance, Air National Guard	7/	20,300	0	20,300	0	35,960	10,315	25,645	-15,660	177%
57 2015/2017 3010 Aircraft Procurement, Air Force		481,019	-87,000	394,019	1,138	148,489	15,614	132,875	245,530	38%
57 2015/2017 3020 Missile Procurement, Air Force		136,189	190,000	326,189	0	264,481	110,616	153,865	61,708	81%
57 2015/2017 3011 Procurement of Ammunition, Air Force		219,785	0	219,785	0	209,250	43,607	165,643	10,535	95%
57 2015/2017 3080 Other Procurement, Air Force		286,838	-56,465	230,373	3,068	126,567	25,424	101,143	103,806	55%
57 2015/2016 3600 Research, Development, Test and Eval, Air Force		0	650	650	0	0	0	0	650	0%
97 2015/2015 0100 Operation and Maintenance, Defense-Wide		3,691,007	325,992	4,016,999	-65	3,804,729	2,696,518	1,108,211	212,270	95%
97 2015/2016 0100 Operation and Maintenance, Defense-Wide	8/	1,260,000	0	1,260,000	17	713,289	713,923	-634	546,711	57%
97 2015/2015 0107 Office of the Inspector General, Defense	7/	10,623	0	10,623	-6	12,697	11,324	1,373	-2,074	120%
97 2015/2015 0130 Defense Health Program, Defense	7/	300,531	0	300,531	-2	340,886	322,359	18,527	-40,355	113%
97 2015/2017 0300 Procurement, Defense-Wide		190,857	52,235	243,092	6,485	160,205	98,529	61,676	82,887	66%
97 2015/2016 0400 Research, Development, Test and Eval, Defense		11,200	24,000	35,200	0	11,200	9,973	1,227	24,000	32%
97 2015/XXXX 4930 Defense Working Capital Funds, Defense		91,350	0	91,350	0	3,259	750	2,509	88,091	4%
21 2015/2016 2091 Afghanistan Security Forces Fund, Army		4,109,333	-400,000	3,709,333	190,318	3,498,872	2,943,547	555,325	210,461	94%



**FY 2016 Estimate of Cost of War for FY 2015 Appropriations  
(Amounts in Thousands)  
As of June 30, 2016**

APPROPRIATION Fiscal Year 2015 Accounts	Notes	Funds Appropriated 1/	Funds Transferred 4/	Funds Available	Obligations June 2016	Obligations CFI 2/ 3/	Disbursements CFI 3/	Unpaid Obligations	Unobligated Balance	Percent Obligated
21 2015/2017 2093 Joint Improvised Explosive Device Defeat Fund		444,464	0	444,464	6,121	409,123	275,380	133,743	35,341	92%
21 2015/2016 2097 Iraq Train and Equip Fund		1,618,000	0	1,618,000	11,978	1,442,722	1,334,804	107,918	175,278	89%
97 2015/2016 0105 Drug Interdiction & Counter Drug Activities, Defense		205,000	-141,134	63,866	0	0	0	0	63,866	0%
<b>Sub-Total</b>		<b>53,064,452</b>	<b>550,471</b>	<b>53,614,923</b>	<b>220,647</b>	<b>50,570,834</b>	<b>34,635,414</b>	<b>15,935,420</b>	<b>3,044,089</b>	<b>94%</b>
Non-War Funds	5/ 6/	12,373,710	0	12,373,710	0	0	0	0	12,373,710	0%
Operation Noble Eagle - Baseline Funds	2/	0	0	98,610	0	0	0	0	98,610	0%
<b>Grand Total</b>		<b>65,438,162</b>	<b>550,471</b>	<b>66,087,243</b>	<b>220,647</b>	<b>50,570,834</b>	<b>34,635,414</b>	<b>15,935,420</b>	<b>15,516,409</b>	<b>77%</b>

**FY 2016 Estimate of Cost of War for FY 2015 Appropriations  
(Amounts in Thousands)  
As of June 30, 2016**

---

**FY 2015 Status of Funds Footnotes:**

---

1/ Reflects funding provided in Public Law 113-164, the Continuing Appropriations Resolution, 2015.

2/ Obligations include **\$98,610** for Operation Noble Eagle (ONE) as a cost of war.

3/ CFI is Cumulative From Inception.

4/ Table 1 reflects funds transferred into/out of FY 2015 war funds. The appropriation transfer column totals may also include the results of internal reprogrammings within the cost of war funds.

5/ Table 2 reflects Non-War funds whose execution is not included in the DoD Cost of War Report.

6/ Table 3 discloses **\$923,448** in obligations related to the Readiness Section 9018 whose execution is not included in the DoD Cost of War Report

7/ Obligations that exceed funds available reflect cash flowing from baseline appropriations.

8/ Disbursements that exceed obligations will be researched and corrected in a subsequent period

**FY 2016 Estimate of Cost of War for FY 2015 Appropriations  
(Amounts in Thousands)  
As of June 30, 2016**

<b>Table 1 -- Reprogramming Actions into/out of Cost of War Funds</b>							
<b>Reprogramming Action:</b>	<b>1</b>	<b>2</b>	<b>3</b>	<b>4</b>	<b>5</b>	<b>6</b>	<b>7</b>
<b>APPROPRIATION</b>							
2015/2015 Military Personnel, Army					-235,000	25,000	
2015/2015 National Guard Personnel, Army	635	-367			20		
2015/2015 Operation and Maintenance, Army	103,023	109,446	15,603		-32,278	-444,799	
2015/2015 Operation and Maintenance, Army National Guard	75	-75					
2015/2017 Aircraft Procurement, Army						391,511	
2015/2017 Other Procurement, Army		32,000			28,918	40,666	
2015/2016 Research, Development, Test, and Evaluation, Army						33,603	
2015/2015 Reserve Personnel, Navy	60	-60					
2015/2015 Operation and Maintenance, Navy	1,000				419,678	91,270	
2015/2016 Research, Development, Test, and Evaluation, Navy						1,200	
2015/2015 Military Personnel, Marine Corps	153	125			-51,862		
2015/2015 Operation and Maintenance, Marine Corps	22				-57,500		
2015/2015 Military Personnel, Air Force						4,094	
2015/2015 Reserve Personnel, Air Force	250	330					
2015/2015 National Guard Personnel, Air Force	65	-65					
2015/2015 Operation and Maintenance, Air Force	34,197	103,455	47,947		16,441	-36,588	
2015/2017 Aircraft Procurement, Air Force			-120,000			33,000	
2015/2017 Missile Procurement, Air Force			190,000				
2015/2017 Other Procurement, Air Force		13,500	-70,000		-2,900	2,935	
2015/2016 Research, Development, Test and Eval, Air Force					650		
2015/2015 Operation and Maintenance, Defense-Wide	2,800	350,364		-1,880	1,200	-26,492	
2015/2017 Procurement, Defense-Wide		2,190		1,880		48,165	
2015/2016 Research, Development, Test and Eval, Defense		24,000					
2015/2016 Afghanistan Security Forces Fund, Army							-400,000
2015/2016 Drug Interdiction & Cntr Drug Activities					-16,000	-125,134	
<b>Reprogramming Total</b>	<b>142,280</b>	<b>634,843</b>	<b>63,550</b>	<b>0</b>	<b>71,367</b>	<b>38,431</b>	<b>-400,000</b>
<b>Cumulative Reprogramming Total</b>	<b>142,280</b>	<b>777,123</b>	<b>840,673</b>	<b>840,673</b>	<b>912,040</b>	<b>950,471</b>	<b>550,471</b>

1. FY 15-01 IR, Drug Interdiction and Counter-Drug Activities, Defense, dated January 31, 2015
2. FY 15-09, LEAP UAS Initiative; FY 15-07 IR and FY 15-10 PA, Syria Train and Equip; FY 15-11 IR, Drug Interdiction and Counter-Drug Activities, Defense, dated April 30, 2015
3. FY 15-11 IR, Drug Interdiction and Counter-Drug Activities, Defense, FY 15-07 PA, Predator Hellfire Missiles, dated May 31, 2015
4. FY 15-14 IR, Classified Programs, Various Appropriations, dated June 29, 2015
5. FY 15-23 PA, OMNIBUS 2015 Prior Approval Request; FY 15-30 IR, Drug Interdiction and Counter-Drug Activities, Defense - PART II OCO ; Various Appropriations, dated June 30, 2015 and August 6, 2015
6. FY 15-28 PA, Joint Urgent Operation Need (JUON); FY 15-24 PA, OMNIBUS 2015 Military Intelligence Programs; FY 15-36 IR, Counterterrorism Partnerships Fund Residuals - Syria Train and Equip; and Below Threshold Reprogramming, dated September 24, 2015;
7. FY 15-23 PA (SEP), OMNIBUS 2015 Prior Approval Request - September Implementation, dated September 30, 2015
7. PL 114-113, Rescission to the Afghanistan Security Forces Fund (ASFF), per the Consolidated Appropriations Act of 2016, dated December 22, 2015

<b>Table 2 -- Non-War Programs or Programs Whose Execution Is Not Included in the DoD Cost of War Report</b>					
<b>Non-War/Not Reported on the DoD Cost of War Report</b>	<b>Fund Item Description</b>	<b>Military Personnel</b>	<b>Operation &amp; Maintenance</b>	<b>Procurement</b>	<b>Total</b>
21 2015/2015 2020 Operation and Maintenance, Army	Congressional transfer from Title II to Title IX		850,000		850,000
17 2015/2015 1804 Operation and Maintenance, Navy	Congressional transfer from Title II to Title IX		850,000	-	850,000
17 2015/2015 1106 Operation and Maintenance, Marine Corps	Congressional transfer from Title II to Title IX		350,000		350,000
57 2015/2015 3400 Operation and Maintenance, Air Force	Congressional transfer from Title II to Title IX		850,000		850,000
<b>Operation and Maintenance, Subtotal</b>			<b>2,900,000</b>	<b>-</b>	<b>2,900,000</b>
97 2015/2017 0350 National Guard and Reserve Equipment, Defense	Baseline Programs funded by Congress in OCO			1,200,000	1,200,000
Readiness Section 9018 (1)			1,000,000		1,000,000
European Reassurance Initiative					984,450
Counterterrorism Partnerships Fund					1,300,000
Non-DoD Classified					4,923,973
Medicare Eligible Retiree Healthcare Fund (MERHCF)		65,287			65,287
<b>Non-War Programs Totals</b>		<b>65,287</b>	<b>3,900,000</b>	<b>1,200,000</b>	<b>12,373,710</b>

(1) Obligations related to Readiness Section 9018 are disclosed in Table 3 below.

**FY 2016 Estimate of Cost of War for FY 2015 Appropriations  
(Amounts in Thousands)  
As of June 30, 2016**

**Table 3-- Readiness Section 9018 Obligations Not Included in the DoD Cost of War Report**

<b>Operation and Maintenance</b>	<b>Budget Line Item Title</b>	<b>Budget Line Item</b>	<b>Total Obligations</b>
21 2015/2015 2020 Operation and Maintenance, Army	Operating Forces	01	164,147
21 2015/2015 2020 Operation and Maintenance, Army	Training and Recruiting	03	26,714
21 2015/2015 2065 Operation and Maintenance, Army Nat'l Guard	Operating Forces	01	60,448
21 2015/2015 2080 Operation and Maintenance, Army Reserve	Operating Forces	01	25,904
17 2015/2015 1804 Operation and Maintenance, Navy	Operating Forces	01	312,857
17 2015/2015 1806 Operation and Maintenance, Navy Reserve	Operating Forces	01	11,625
17 2015/2015 1106 Operation and Maintenance, Marine Corps	Operating Forces	01	47,635
17 2015/2015 1107 Operation and Maintenance, USMC Reserve	Operating Forces	1	2,582
57 2015/2015 3400 Operation and Maintenance, Air Force	Operating Forces	01	214,607
57 2015/2015 3400 Operation and Maintenance, Air Force	Training and Recruiting	03	17,011
57 2015/2015 3740 Operation and Maintenance, Air Force Reserve	Operating Forces	01	39,486
<b>Military Readiness Totals</b>			<b>923,016</b>

**FY 2016 Cost of War for FY 2014 Appropriations**

**FY 2016 Estimate of Cost of War for FY 2014 Appropriations  
(Amounts in Thousands)  
As of June 30, 2016**

APPROPRIATION Fiscal Year 2014 Accounts	Notes	Funds Appropriated 1/	Funds Transferred 2/	Funds Available	Obligations June 2016	Obligations CFI 3/4	Disbursements CFI 4/	Unpaid Obligations	Unobligated Balance 5/	Percent Obligated
21 2014/2014 2010 Military Personnel, Army	5/	5,449,726	-213,000	5,236,726	0	5,256,264	5,256,264	0	-19,538	100%
21 2014/2014 2070 Reserve Personnel, Army		33,352	0	33,352	0	30,178	28,719	1,459	3,174	90%
21 2014/2014 2060 National Guard Personnel, Army		257,064	-42,239	214,825	0	207,290	206,018	1,272	7,535	96%
21 2014/2014 2020 Operation and Maintenance, Army		29,208,689	-1,829,055	27,379,634	-105	23,483,176	12,214,336	11,268,840	3,896,458	86%
21 2014/2014 2080 Operation and Maintenance, Army Reserve		34,674	0	34,674	0	30,490	21,215	9,275	4,184	88%
21 2014/2014 2065 Operation and Maintenance, Army National Guard		130,471	-49,849	80,622	0	73,229	46,010	27,219	7,393	91%
21 2014/2016 2031 Aircraft Procurement, Army		669,000	-323,696	345,304	5,853	314,190	127,317	186,873	31,114	91%
21 2014/2016 2032 Missile Procurement, Army		128,645	15,426	144,071	91	141,686	55,611	86,075	2,385	98%
21 2014/2016 2034 Procurement of Ammunition, Army		190,900	0	190,900	0	190,629	103,419	87,210	271	100%
21 2014/2016 2035 Other Procurement, Army		653,902	436,499	1,090,401	2,288	1,066,872	767,852	299,020	23,529	98%
21 2014/2015 2040 Research, Development, Test, and Evaluation, Army		13,500	17,200	30,700	0	30,350	14,960	15,390	350	99%
17 2014/2014 1453 Military Personnel, Navy		558,344	-24,595	533,749	0	499,027	498,580	447	34,722	93%
17 2014/2014 1405 Reserve Personnel, Navy		20,238	0	20,238	0	20,142	19,680	462	96	100%
17 2014/2014 1804 Operation and Maintenance, Navy	5/	5,855,352	470,465	6,325,817	0	6,335,150	3,809,187	2,525,963	-9,333	100%
17 2014/2014 1806 Operation and Maintenance, Navy Reserve		55,700	0	55,700	0	51,057	37,228	13,829	4,643	92%
17 2014/2016 1506 Aircraft Procurement, Navy		211,176	31,345	242,521	3,296	225,898	157,657	68,241	16,623	93%
17 2014/2016 1507 Weapons Procurement, Navy		86,500	-4,595	81,905	0	79,753	33,224	46,529	2,152	97%
17 2014/2016 1508 Procurement of Ammunition, Navy and Marine Corps		169,362	412	169,774	685	168,509	90,609	77,900	1,265	99%
17 2014/2016 1810 Other Procurement, Navy		0	111,461	111,461	5,641	83,968	16,369	67,599	27,493	75%
17 2014/2014 1105 Military Personnel, Marine Corps		777,922	17,064	794,986	0	716,192	716,192	0	78,794	90%
17 2014/2014 1108 Reserve Personnel, Marine Corps		15,134	59	15,193	0	11,414	11,414	0	3,779	75%
17 2014/2014 1106 Operation and Maintenance, Marine Corps		2,668,990	-115,200	2,553,790	-2,003	1,915,554	1,783,735	131,819	638,236	75%
17 2014/2014 1107 Operation and Maintenance, Marine Corps Reserve		12,534	0	12,534	0	12,312	12,268	44	222	98%
17 2014/2016 1109 Procurement, Marine Corps		125,984	0	125,984	735	123,311	94,287	29,024	2,673	98%
57 2014/2014 3500 Military Personnel, Air Force		832,862	-51,400	781,462	0	754,230	754,230	0	27,232	97%
57 2014/2014 3700 Reserve Personnel, Air Force		20,432	602	21,034	0	21,034	13,528	7,506	0	100%
57 2014/2014 3850 National Guard Personnel, Air Force		6,919	57	6,976	0	3,151	3,146	5	3,825	45%
57 2014/2014 3400 Operation and Maintenance, Air Force		9,960,642	92,111	10,052,753	-18,750	8,460,908	8,211,464	249,444	1,591,845	84%
57 2014/2014 3740 Operation and Maintenance, Air Force Reserve	5/	32,849	0	32,849	0	51,752	45,056	6,696	-18,903	158%
57 2014/2014 3840 Operation and Maintenance, Air National Guard		22,200	0	22,200	0	18,358	5,776	12,582	3,842	83%
57 2014/2016 3010 Aircraft Procurement, Air Force		188,868	122,000	310,868	6,548	285,469	128,698	156,771	25,399	92%
57 2014/2016 3020 Missile Procurement, Air Force		24,200	0	24,200	0	24,200	20,118	4,082	0	100%
57 2014/2016 3011 Procurement of Ammunition, Air Force		137,826	16,500	154,326	3,978	148,675	96,883	51,792	5,651	96%
57 2014/2016 3080 Other Procurement, Air Force		194,345	29,168	223,513	32	204,630	179,848	24,782	18,883	92%
57 2014/2015 3600 Research, Development, Test and Eval, Air Force		0	157,876	157,876	0	157,283	82,112	75,171	593	100%
97 2014/2014 0100 Operation and Maintenance, Defense-Wide		3,657,370	-57,880	3,599,490	-34	3,433,566	3,139,596	293,970	165,924	95%
97 2014/2015 0100 Operation and Maintenance, Defense-Wide		1,257,000	0	1,257,000	0	1,254,197	1,254,197	0	2,803	100%
97 2014/2014 0107 Office of the Inspector General, Defense	6/	10,766	0	10,766	0	6,392	6,844	-452	4,374	59%
97 2014/2014 0130 Defense Health Program, Defense, Operation and Maintenance		898,701	-155,600	743,101	-67	679,745	660,254	19,491	63,356	91%
97 2014/2016 0300 Procurement, Defense-Wide	5/	81,253	-5,000	76,253	274	82,724	63,448	19,276	-6,471	108%
97 2014/2015 0400 Research, Development, Test and Eval, Defense		12,000	0	12,000	0	11,999	10,941	1,058	1	100%
97 2014/XXXX 4930 Defense Working Capital Funds, Defense		264,910	0	264,910	379	70,088	47,801	22,287	194,822	26%

**FY 2016 Estimate of Cost of War for FY 2014 Appropriations  
(Amounts in Thousands)  
As of June 30, 2016**

APPROPRIATION Fiscal Year 2014 Accounts	Notes	Funds Appropriated 1/	Funds Transferred 2/	Funds Available	Obligations June 2016	Obligations CFI 3/4	Disbursements CFI 4/	Unpaid Obligations	Unobligated Balance 5/	Percent Obligated
21 2014/2015 2091 Afghanistan Security Forces Fund, Army		4,726,720	-764,380	3,962,340	84	3,956,709	3,742,804	213,905	5,631	100%
21 2014/2016 2093 Joint Improvised Explosive Device Defeat Fund		879,225	0	879,225	4,022	867,967	762,342	105,625	11,258	99%
21 2014/2015 2096 Afghanistan Infrastructure Fund, Army		199,000	-55,000	144,000	0	127,915	12,255	115,660	16,085	89%
97 2014/2015 0105 Drug Interdiction & Cntr Drug Activities, Defense		376,305	-332,040	44,265	0	0	0	0	44,265	0%
<b>Sub-Total</b>		<b>71,111,552</b>	<b>-2,505,284</b>	<b>68,606,268</b>	<b>12,947</b>	<b>61,687,633</b>	<b>45,363,492</b>	<b>16,324,141</b>	<b>6,918,635</b>	<b>90%</b>
Non-War Funds		14,055,760	0	14,055,760	0	0	0	0	0	0%
Operation Noble Eagle - Baseline Funds	3/	0	0	124,639	0	0	0	0	0	0%
<b>Grand Total</b>		<b>85,167,312</b>	<b>-2,505,284</b>	<b>82,786,667</b>	<b>12,947</b>	<b>61,687,633</b>	<b>45,363,492</b>	<b>16,324,141</b>	<b>6,918,635</b>	<b>75%</b>

**FY 2016 Estimate of Cost of War for FY 2014 Appropriations**  
**(Amounts in Thousands)**  
**As of June 30, 2016**

---

**FY 2014 Status of Funds Footnotes:**

---

1/ Reflects funding provided in Public Law 113-76, the Consolidated Appropriations Act, 2014.

2/ Table 1 reflects funds transferred into/out of FY 2014 war funds. The appropriation transfer column totals may also include the results of internal reprogrammings within the cost of war funds.

3/ Obligations include **\$124,639** for Operation Noble Eagle (ONE) as a cost of war.

4/ CFI is Cumulative From Inception.

5/ Obligations that exceed funds available reflect cash flowing from baseline appropriations.

6/ Disbursements that exceed obligations will be corrected in a subsequent period.



**FY 2016 Estimate of Cost of War for FY 2014 Appropriations  
(Amounts in Thousands)  
As of June 30, 2016**

<b>Table 1 -- Reprogramming Actions into/out of Cost of War Funds</b>										
Reprogramming Action:	1	2	3	4	5	6	7	8	9	10
<b>APPROPRIATION</b>										
2014/2014 Military Personnel, Army				-213,000						
2014/2014 Reserve Personnel, Army	180	-180								
2014/2014 National Guard Personnel, Army	935		-174	-43,000						
2014/2014 Operation and Maintenance, Army	120,880	119,500			-2,069,435					
2014/2014 Operation and Maintenance, Army National Guard	295		-144	-50,000						
2014/2016 Aircraft Procurement, Army					131,404	-464,000				
2014/2016 Missile Procurement, Army					15,426					
2014/2016 Other Procurement, Army	13,000	-13,000			445,399					
2014/2015 Research, Development, Test and Evaluation, Army					17,200					
2014/2014 Military Personnel, Navy				-24,595						
2014/2014 Operation and Maintenance, Navy	1,846		21,500	98,105	349,014					
2014/2016 Aircraft Procurement, Navy					31,345					
2014/2016 Weapons Procurement, Navy					-4,183					
2014/2016 Other Procurement, Navy					111,461					
2014/2014 Military Personnel, Marine Corps				17,064						
2014/2014 Reserve Personnel, Marine Corps	230	-183		12						
2014/2014 Operation and Maintenance, Marine Corps			-21,500	-93,700						
2014/2014 Military Personnel, Air Force					-51,400					
2014/2014 Reserve Personnel, Air Force	602									
2014/2014 National Guard Personnel, Air Force	126		-69							
2014/2014 Operation and Maintenance, Air Force	87,766	2,614			1,731					
2014/2016 Aircraft Procurement, Air Force					122,000					
2014/2016 Procurement of Ammunition, Air Force					16,500					
2014/2016 Other Procurement, Air Force	5,400	29,200	-5,432							
2014/2015 Research, Development, Test and Evaluation, Air Force	2,000		-2,000		157,876					
2014/2014 Operation and Maintenance, Defense-Wide	18,620	1,500	-500		-77,500					
2014/2014 Defense Health Program, Defense					-155,600					
2014/2016 Procurement, Defense-Wide				-5,000						
2014/2015 Afghanistan Security Forces Fund, Army						-764,380				
2014/2015 Afghanistan Infrastructure Fund, Army										-55,000
2014/2015 Drug Interdiction & Cntr Drug Activities, Defense							-142,280	-118,393	-71,367	
<b>Reprogramming Total</b>	<b>251,880</b>	<b>139,451</b>	<b>-8,319</b>	<b>-314,114</b>	<b>-958,762</b>	<b>-1,228,380</b>	<b>-142,280</b>	<b>-118,393</b>	<b>-71,367</b>	<b>-55,000</b>
<b>Cumulative Reprogramming Total</b>	<b>251,880</b>	<b>391,331</b>	<b>383,012</b>	<b>68,898</b>	<b>-889,864</b>	<b>-2,118,244</b>	<b>-2,260,524</b>	<b>-2,378,917</b>	<b>-2,450,284</b>	<b>-2,505,284</b>

1. FY14-02 IR, Various Appropriations, dated November 13, 2013.
2. FY14-13 IR, Various Appropriations, dated May 8, 2014.
3. FY14-27 IR, FY14-08 PA and BTR, Various Appropriations, dated July 31, 2014.
4. FY14-11 PA, Omnibus 2014 PA, Various Appropriations, dated August 31, 2014.
5. FY14-13 PA, FY14-14 PA, FY14-17 PA & BTR; Various Appropriations, dated September 30, 2014.
6. FY14 Title IX, Kiowa Warrior Program Termination; Recission - Program Adjustment, CH-47 Chinook Recission, dated December 16, 2014
7. FY15-01 IR, Drug Interdiction and Counter-Drug Activities, Defense, dated January 31, 2015.
8. FY15-11 IR, Drug Interdiction and Counter-Drug Activities, Defense, dated March 31, 2015.
9. FY 15-30 IR, Drug Interdiction and Counter-Drug Activities, Defense (PART II - S-77.367K), dated August 6, 2015.
10. FY 15-07 LTR, Funds transferred to Department of State in accordance with section 1217 of Public Law 111-383, dated September 10, 2015.

<b>Table 2 -- Non-War Programs or Programs Whose Execution Is Not Included in the DoD Cost of War Report</b>					
Non-War/Not Reported on the DoD Cost of War Report	Fund Item Description	Military Personnel	Operation & Maintenance	Procurement	Total
21 2014/2014 2020 Operation and Maintenance, Army	Congressional transfer from Title II to Title IX		3,144,816		3,144,816
17 2014/2014 1804 Operation and Maintenance, Navy	Congressional transfer from Title II to Title IX		2,609,848		2,609,848
17 2014/2014 1106 Operation and Maintenance, Marine Corps	Congressional transfer from Title II to Title IX		700,000		700,000
57 2014/2014 3400 Operation and Maintenance, Air Force	Congressional transfer from Title II to Title IX		2,782,200		2,782,200
<b>Operation and Maintenance, Subtotal</b>			<b>9,236,864</b>		<b>9,236,864</b>
97 2013/2015 0350 National Guard and Reserve Equipment, Defense	Baseline Programs funded by Congress in OCO			1,000,000	1,000,000
Non-DoD Classified					3,818,896
<b>Non-War Programs Totals</b>			<b>9,236,864</b>	<b>1,000,000</b>	<b>14,055,760</b>